



Red Bull Ring
Formula Regional European Char
Free Practice - 1
Provisional Results



Cls	Nº	Driver	Nat	Competitor	Nat		Laps	Best	Time	Gap	Interval	Km/h
1	2	Frederik Vesti	DNK	Prema Powerteam	ITA	R	1	19	1:26.160			180.4
2	41	Raul Guzman	MEX	DR Formula	PRT	R	2	22	1:26.534	0.374	0.374	179.6
3	74	Enzo Fittipaldi	BRA	Prema Powerteam	ITA	R	3	21	1:26.598	0.438	0.064	179.5
4	99	Sophia Flörsch	DEU	Van Amersfoort Racing	NDL		23	18	1:26.715	0.555	0.117	179.2
5	28	Marcos Siebert	ARG	US Racing	DEU		19	18	1:26.732	0.572	0.017	179.2
6	17	Igor Fraga	BRA	DR Formula	PRT		23	18	1:26.770	0.610	0.038	179.1
7	15	Matteo Nannini	ITA	Corbetta C. alias Sc. DF	ITA	R	4	24	1:26.950	0.790	0.180	178.7
8	64	Olli Caldwell	GBR	Prema Powerteam	ITA	R	5	21	1:26.959	0.799	0.009	178.7
9	46	Isac Blomqvist	SWE	Kic Motorsport	FIN	R	6	24	1:27.006	0.846	0.047	178.6
10	27	David Schumacher	DEU	US Racing	DEU	R	7	21	1:27.065	0.905	0.059	178.5
11	10	Konsta Lappalainen	FIN	Kic Motorsport	FIN	R	8	24	1:27.104	0.944	0.039	178.4
12	95	Tom Beckhäuser	CZE	Technorace A.S.D	ITA	R	9	20	1:28.057	1.897	0.953	176.5
13	25	Alexandre Bardinon	FRA	Van Amersfoort Racing	FRA		23	21	1:28.581	2.421	0.524	175.4
14	7	Sharon Scolari	CHE	Scorace Team	CHE		23	19	1:34.038	7.878	5.457	165.3

Published at:.....

Track Temp: **29.6 °C** Air Temp: **17.5 °C** Humidity: **72 %** Track Status: **DRY**

Stewards:

Race Director:

Timekeeper:





Red Bull Ring
Formula Regional European Char
Free Practice - 1



Provisional Results by Class

Cls	Nº	Driver	Nat	Competitor	Nat	Laps	Best	Time	Gap	Interval	Km/h	
1	99	Sophia Flörsch	DEU	Van Amersfoort Racing	NDL	23	18	1:26.715			179.2	
2	28	Marcos Siebert	ARG	US Racing	DEU	19	18	1:26.732	0.017	0.017	179.2	
3	17	Igor Fraga	BRA	DR Formula	PRT	23	18	1:26.770	0.055	0.038	179.1	
4	25	Alexandre Bardinon	FRA	Van Amersfoort Racing	FRA	23	21	1:28.581	1.866	1.811	175.4	
5	7	Sharon Scolari	CHE	Scorace Team	CHE	23	19	1:34.038	7.323	5.457	165.3	
Rookie												
1	2	Frederik Vesti	DNK	Prema Powerteam	ITA	R	19	17	1:26.160		180.4	
2	41	Raul Guzman	MEX	DR Formula	PRT	R	22	20	1:26.534	0.374	0.374	179.6
3	74	Enzo Fittipaldi	BRA	Prema Powerteam	ITA	R	21	17	1:26.598	0.438	0.064	179.5
4	15	Matteo Nannini	ITA	Corbetta C. alias Sc. DF	ITA	R	24	19	1:26.950	0.790	0.352	178.7
5	64	Olli Caldwell	GBR	Prema Powerteam	ITA	R	21	19	1:26.959	0.799	0.009	178.7
6	46	Isac Blomqvist	SWE	Kic Motorsport	FIN	R	24	20	1:27.006	0.846	0.047	178.6
7	27	David Schumacher	DEU	US Racing	DEU	R	21	15	1:27.065	0.905	0.059	178.5
8	10	Konsta Lappalainen	FIN	Kic Motorsport	FIN	R	24	21	1:27.104	0.944	0.039	178.4
9	95	Tom Beckhäuser	CZE	Technorace A.S.D	ITA	R	20	15	1:28.057	1.897	0.953	176.5

Published at:.....

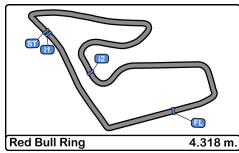
Track Temp: **29.6 °C** Air Temp: **17.5 °C** Humidity: **72 %** Track **DRY**

Stewards:

Race Director:

Timekeeper:





Red Bull Ring
Formula Regional European Char
Free Practice - 1



Provisional 2 Fastest Lap Results

Cls	Nº	Driver	Nat	Competitor	Nat		Laps	Best	Time	Gap	Interval	Km/h
1	2	Frederik Vesti	DNK	Prema Powerteam	ITA	R	1	19	1:26.285			180.4
2	41	Raul Guzman	MEX	DR Formula	PRT	R	2	22	1:26.614	0.329	0.329	179.6
3	74	Enzo Fittipaldi	BRA	Prema Powerteam	ITA	R	3	21	1:26.704	0.419	0.090	179.5
4	17	Igor Fraga	BRA	DR Formula	PRT		23	21	1:26.854	0.569	0.150	179.1
5	99	Sophia Flörsch	DEU	Van Amersfoort Racing	NDL		23	22	1:26.881	0.596	0.027	179.2
6	28	Marcos Siebert	ARG	US Racing	DEU		19	14	1:26.918	0.633	0.037	179.2
7	15	Matteo Nannini	ITA	Corbetta C. alias Sc. DF	ITA	R	4	24	1:27.027	0.742	0.109	178.7
8	64	Olli Caldwell	GBR	Prema Powerteam	ITA	R	5	21	1:27.053	0.768	0.026	178.7
9	46	Isac Blomqvist	SWE	Kic Motorsport	FIN	R	6	24	1:27.137	0.852	0.084	178.6
10	27	David Schumacher	DEU	US Racing	DEU	R	7	21	1:27.169	0.884	0.032	178.5
11	10	Konsta Lappalainen	FIN	Kic Motorsport	FIN	R	8	24	1:27.346	1.061	0.177	178.4
12	95	Tom Beckhäuser	CZE	Technorace A.S.D	ITA	R	9	20	1:28.120	1.835	0.774	176.5
13	25	Alexandre Bardinon	FRA	Van Amersfoort Racing	FRA		23	18	1:28.664	2.379	0.544	175.4
14	7	Sharon Scolari	CHE	Scorace Team	CHE		23	22	1:34.495	8.210	5.831	165.3

Published at:.....

Track Temp: **29.6 °C** Air Temp: **17.5 °C** Humidity: **72 %** Track Status: **DRY**

Stewards:

Race Director:

Timekeeper:





Red Bull Ring
Formula Regional European Char
Free Practice - 1
Lap Analysis



2 Frederik Vesti F3 Tatuus 318 A.R. **10**
 R Prema Powerteam

Konsta Lappalainen F3 Tatuus 318 A.R.
 R Kic Motorsport

Lap	D	Time	Sector 1	Sector 2	Sector 3	T. Spd	Elapsed
1		9:22:13.833 P	9:20:45.514	46.176	42.143	187.8	9:22:13.833
2		5:00.071 P	3:35.876	44.098	40.097	192.1	9:27:13.904
3		1:55.990	47.454	41.343	27.193	219.0	9:29:09.894
4		1:28.788	22.780	39.557	26.451	226.8	9:30:38.682
5		1:27.530	22.235	39.132	26.163	228.3	9:32:06.212
6		1:26.980	22.046	38.901	26.033	228.8	9:33:33.192
7		1:27.060	22.094	38.904	26.062	228.3	9:35:00.252
8		1:41.013	27.236	47.397	26.380	168.4	9:36:41.265
9		1:27.784	22.513	39.216	26.055	226.8	9:38:09.049
10		1:26.962	22.042	38.871	26.049	227.8	9:39:36.011
11		1:35.781 P	22.040	39.067	34.674	228.3	9:41:11.792
12		9:50.254	8:35.416	46.749	28.089	170.6	9:51:02.046
13		1:33.081	24.292	41.763	27.026	194.2	9:52:35.127
14		1:27.348	22.265	39.015	26.068	228.3	9:54:02.475
15		1:26.439	21.932	38.751	25.756	229.2	9:55:28.914
16		1:26.285	21.856	38.723	25.706	228.8	9:56:55.199
17		1:26.160	21.912	38.522	25.726	228.3	9:58:21.359
18		1:28.425	21.916	39.064	27.445	228.8	9:59:49.784
19		1:36.256 P	22.061	41.012	33.183	228.8	10:01:26.040

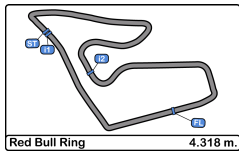
7 Sharon Scolari F3 Tatuus 318 A.R.
 Scorace Team

Lap	D	Time	Sector 1	Sector 2	Sector 3	T. Spd	Elapsed
1		9:22:58.396	9:21:27.069	55.714	35.613	138.6	9:22:58.396
2		1:48.116	25.358	49.623	33.135	204.1	9:24:46.512
3		1:44.811	24.584	46.419	33.808	216.4	9:26:31.323
4		1:38.313	24.217	43.621	30.475	221.3	9:28:09.636
5		1:37.665	23.921	43.243	30.501	222.2	9:29:47.301
6		1:37.379	23.968	43.021	30.390	221.7	9:31:24.680
7		1:38.984	24.257	44.359	30.368	183.9	9:33:03.664
8		1:50.610 P	24.265	44.472	41.873	223.6	9:34:54.274
9		4:55.557	3:39.408	45.061	31.088	216.8	9:39:49.831
10		1:38.863	24.139	43.837	30.887	219.9	9:41:28.694
11		1:37.534	24.147	43.340	30.047	221.3	9:43:06.228
12		1:36.927	23.953	42.705	30.269	222.2	9:44:43.155
13		1:36.623	24.598	42.653	29.372	223.6	9:46:19.778
14		1:35.860	23.532	42.887	29.441	222.2	9:47:55.638
15		1:35.910	23.836	42.542	29.532	221.3	9:49:31.548
16		1:35.284	23.556	42.013	29.715	222.2	9:51:06.832
17		1:35.223	23.468	42.248	29.507	222.6	9:52:42.055
18		1:35.070	23.652	41.848	29.570	223.1	9:54:17.125
19		1:34.038	23.472	41.588	28.978	222.6	9:55:51.163
20		1:34.704	23.277	42.397	29.030	223.6	9:57:25.867
21		1:35.820	23.589	42.769	29.462	225.4	9:59:01.687
22		1:34.495	23.262	42.019	29.214	225.0	10:00:36.182
23		1:54.662 P	23.606	45.915	45.141	222.2	10:02:30.844

15 Matteo Nannini F3 Tatuus 318 A.R.
 R Corbetta C. alias Sc. DF

Lap	D	Time	Sector 1	Sector 2	Sector 3	T. Spd	Elapsed
1		9:22:10.284 P	9:20:41.183	49.591	39.510	175.0	9:22:10.284
2		4:44.178	3:31.050	44.486	28.642	139.5	9:26:54.462
3		1:30.991	23.205	40.718	27.068	217.3	9:28:25.453
4		1:28.810	22.410	39.438	26.962	227.3	9:29:54.263
5		1:28.752	22.254	39.241	27.257	228.3	9:31:23.015
6		1:28.195	22.386	39.102	26.707	226.8	9:32:51.210
7		1:27.870	22.350	39.121	26.399	226.4	9:34:19.080
8		1:27.815	22.199	39.372	26.244	225.9	9:35:46.895
9		1:27.644	22.161	39.114	26.369	226.4	9:37:14.539
10		1:38.877	24.691	44.235	29.951	194.9	9:38:53.416
11		1:27.660	22.270	39.064	26.326	226.4	9:40:21.076
12		1:31.347	22.213	38.980	30.154	225.9	9:41:52.423
13		1:37.941 P	23.651	39.703	34.587	224.5	9:43:30.364
14		4:09.924	2:55.905	42.371	31.648	216.0	9:47:40.288
15		1:28.072	22.478	39.188	26.406	226.4	9:49:08.360
16		1:27.508	22.200	39.084	26.224	226.8	9:50:35.868
17		1:36.991	22.114	44.309	30.568	228.3	9:52:12.859
18		1:27.330	22.227	38.865	26.238	226.4	9:53:40.189
19		1:26.950	21.982	38.880	26.088	227.8	9:55:07.139
20		1:33.429	22.287	44.320	26.822	203.0	9:56:40.568
21		1:27.027	22.087	38.879	26.061	226.8	9:58:07.595
22		1:31.414	22.049	41.686	27.679	228.8	9:59:39.009
23		1:27.127	22.118	38.957	26.052	228.3	10:01:06.136
24		1:42.159 P	22.063	41.630	38.466	227.8	10:02:48.295





Red Bull Ring
Formula Regional European Char
Free Practice - 1
Lap Analysis



17

Igor Fraga

F3 Tatuus 318 A.R.

27

David Schumacher

F3 Tatuus 318 A.R.

DR Formula

R

US Racing

Lap	D	Time	Sector 1	Sector 2	Sector 3	T. Spd	Elapsed	Lap	D	Time	Sector 1	Sector 2	Sector 3	T. Spd	Elapsed
1		9:21:58.138	9:20:42.438	45.579	30.121	192.5	9:21:58.138	1		9:22:16.935	9:21:00.996	46.043	29.896	205.7	9:22:16.935
2		1:31.877	23.344	40.599	27.934	221.3	9:23:30.015	2		1:31.628	23.266	40.919	27.443	222.2	9:23:48.563
3		1:29.534	22.689	39.787	27.058	221.7	9:24:59.549	3		1:30.172	22.683	40.168	27.321	224.5	9:25:18.735
4		1:29.810	22.543	39.254	28.013	223.6	9:26:29.359	4		1:28.822	22.720	39.490	26.612	224.0	9:26:47.557
5		1:28.697	22.188	39.778	26.731	225.0	9:27:58.056	5		1:27.984	22.346	39.142	26.496	225.0	9:28:15.541
6		1:27.719	22.194	39.160	26.365	225.4	9:29:25.775	6		1:29.234	22.608	39.401	27.225	225.9	9:29:44.775
7		1:27.560	22.219	38.945	26.396	226.8	9:30:53.335	7		1:27.793	22.217	39.085	26.491	226.4	9:31:12.568
8		1:55.300 P	27.274	49.811	38.215	122.7	9:32:48.635	8		1:27.493	22.223	38.907	26.363	226.4	9:32:40.061
9		5:44.857	4:37.251	40.957	26.649	140.2	9:38:33.492	9		1:27.708	22.214	38.930	26.564	226.4	9:34:07.769
10		1:27.617	22.261	39.051	26.305	225.0	9:40:01.109	10		1:27.381	22.306	38.873	26.202	225.4	9:35:35.150
11		1:27.561	22.145	38.696	26.720	224.5	9:41:28.670	11		1:27.353	22.138	38.851	26.364	225.4	9:37:02.503
12		1:27.503	22.481	38.800	26.222	224.0	9:42:56.173	12		1:35.753 P	22.086	38.865	34.802	225.9	9:38:38.256
13		1:27.151	22.155	38.844	26.152	224.0	9:44:23.324	13		7:43.449	6:37.366	39.692	26.391	221.3	9:46:21.705
14		1:26.897	22.140	38.607	26.150	227.3	9:45:50.221	14		1:28.348	22.117	40.053	26.178	228.8	9:47:50.053
15		1:36.106 P	22.142	38.862	35.102	229.2	9:47:26.327	15		1:27.065	22.144	38.962	25.959	228.3	9:49:17.118
16		4:56.425	3:39.572	50.057	26.796	197.4	9:52:22.752	16		1:34.083 P	22.087	39.771	32.225	226.8	9:50:51.201
17		1:27.040	22.001	38.844	26.195	230.2	9:53:49.792	17		4:29.708	3:21.212	42.113	26.383	192.1	9:55:20.909
18		1:26.770	21.936	38.645	26.189	229.2	9:55:16.562	18		1:27.169	22.082	38.999	26.088	227.8	9:56:48.078
19		1:26.965	22.002	38.799	26.164	228.3	9:56:43.527	19		1:27.184	22.022	38.992	26.170	226.8	9:58:15.262
20		1:40.616	21.961	41.666	36.989	229.2	9:58:24.143	20		1:28.070	22.149	38.770	27.151	226.8	9:59:43.332
21		1:26.854	22.131	38.759	25.964	230.7	9:59:50.997	21		1:34.252 P	22.023	39.004	33.225	227.3	10:01:17.584
22		1:31.623	21.971	43.095	26.557	230.2	10:01:22.620								
23		1:34.666 P	22.035	38.832	33.799	229.7	10:02:57.286								

28

Marcos Siebert

F3 Tatuus 318 A.R.

US Racing

25

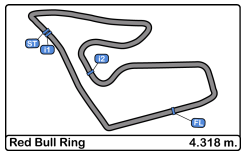
Alexandre Bardion

F3 Tatuus 318 A.R.

Van Amersfoort Racing

Lap	D	Time	Sector 1	Sector 2	Sector 3	T. Spd	Elapsed	Lap	D	Time	Sector 1	Sector 2	Sector 3	T. Spd	Elapsed
1		9:22:19.118	9:20:56.904	49.566	32.648	156.2	9:22:19.118	1		9:22:36.780	9:21:22.386	45.501	28.893	154.2	9:22:36.780
2		1:35.653	24.277	42.291	29.085	222.2	9:23:54.771	2		1:33.471	24.827	41.319	27.325	209.7	9:24:10.251
3		1:31.519	22.853	40.694	27.972	225.4	9:25:26.290	3		1:30.103	22.750	40.155	27.198	221.7	9:25:40.354
4		1:30.368	22.727	40.220	27.421	226.4	9:26:56.658	4		1:29.258	22.498	39.997	26.763	223.1	9:27:09.612
5		1:30.064	22.633	40.042	27.389	226.8	9:28:26.722	5		1:28.249	22.445	39.267	26.537	225.9	9:28:37.861
6		1:29.371	22.643	39.443	27.285	226.4	9:29:56.093	6		1:27.967	22.302	39.295	26.370	225.9	9:30:05.828
7		1:29.497	22.596	39.690	27.211	226.8	9:31:25.590	7		1:27.708	22.286	39.145	26.277	226.8	9:31:33.536
8		1:29.883	23.249	39.542	27.092	226.4	9:32:55.473	8		1:28.157	22.156	38.962	27.039	226.8	9:33:01.693
9		1:28.754	22.540	39.438	26.776	225.4	9:34:24.227	9		1:38.708 P	22.261	40.159	36.288	225.4	9:34:40.401
10		1:29.028	22.665	39.436	26.927	224.0	9:35:53.255	10		9:20.769	8:14.747	39.643	26.379	215.5	9:44:01.170
11		1:28.754	22.540	39.438	26.776	225.4	9:34:24.227	11		1:27.297	22.294	38.948	26.055	225.0	9:45:28.467
12		1:29.028	22.665	39.436	26.927	224.0	9:35:53.255	12		1:27.179	22.248	38.903	26.028	225.4	9:46:55.646
13		1:46.490 P	22.591	39.544	44.355	224.0	9:37:39.745	13		1:28.457	22.169	38.971	27.317	226.8	9:48:24.103
14		8:27.690	7:20.615	40.062	27.013	219.9	9:46:07.435	14		1:26.918	22.133	38.852	25.933	226.8	9:49:51.021
15		1:29.128	22.778	39.448	26.902	225.0	9:47:36.563	15		1:36.852 P	22.078	39.636	35.138	227.3	9:51:27.873
16		1:29.436	22.580	39.762	27.094	224.0	9:49:05.999	16		4:51.450	3:44.788	40.175	26.487	215.1	9:56:19.323
17		1:28.714	22.569	39.402	26.743	224.0	9:50:34.713	17		1:27.207	22.119	38.931	26.157	226.4	9:57:46.530
18		1:28.723	22.558	39.479	26.686	224.0	9:52:03.436	18		1:26.732	22.125	38.845	25.762	226.4	9:59:13.262
19		1:28.823	22.438	39.597	26.788	223.6	9:53:32.259	19		1:37.581 P	22.078	40.123	35.380	226.8	10:00:50.843
20		1:28.840	22.518	39.383	26.939	225.4	9:56:29.763								
21		1:28.581	22.435	39.333	26.813	225.4	9:59:34.831								
22		1:28.969	22.522	39.692	26.755	224.0	10:01:03.800								
23		1:43.711 P	23.731	41.809	38.171	180.3	10:02:47.511								





Red Bull Ring
Formula Regional European Char
Free Practice - 1
Lap Analysis



41

Raul Guzman

F3 Tatuus 318 A.R.

64

Olli Caldwell

F3 Tatuus 318 A.R.

R

DR Formula

R

Prema Powerteam

Lap	D	Time	Sector 1	Sector 2	Sector 3	T. Spd	Elapsed	Lap	D	Time	Sector 1	Sector 2	Sector 3	T. Spd	Elapsed
1		9:21:53.178	9:20:38.967	45.663	28.548	180.3	9:21:53.178	1		9:22:15.422 P	9:20:47.035	46.496	41.891	197.8	9:22:15.422
2		1:32.014	23.814	41.333	26.867	219.5	9:23:25.192	2		4:19.345 P	2:58.451	43.867	37.027	219.9	9:26:34.767
3		1:28.741	22.532	39.723	26.486	223.6	9:24:53.933	3		2:06.528	55.298	43.295	27.935	218.1	9:28:41.295
4		1:29.169	22.394	40.106	26.669	225.0	9:26:23.102	4		1:29.374	22.453	39.900	27.021	229.7	9:30:10.669
5		1:27.861	22.304	39.067	26.490	224.5	9:27:50.963	5		1:28.111	22.256	39.387	26.468	226.8	9:31:38.780
6		1:27.743	22.300	39.107	26.336	225.4	9:29:18.706	6		1:27.701	22.134	39.150	26.417	228.8	9:33:06.481
7		1:37.291	22.249	46.704	28.338	225.9	9:30:55.997	7		1:30.046	22.225	40.883	26.938	229.7	9:34:36.527
8		1:27.428	22.223	39.077	26.128	227.3	9:32:23.425	8		1:27.822	22.239	39.148	26.435	227.3	9:36:04.349
9		1:27.286	22.277	38.863	26.146	226.4	9:33:50.711	9		1:27.925	22.175	39.438	26.312	227.8	9:37:32.274
10		1:40.030 P	22.369	44.081	33.580	225.4	9:35:30.741	10		1:27.727	22.154	39.276	26.297	227.3	9:39:00.001
11		3:42.939	2:34.623	41.401	26.915	222.2	9:39:13.680	11		1:27.780	22.136	39.234	26.410	228.3	9:40:27.781
12		1:27.175	22.200	38.891	26.084	226.8	9:40:40.855	12		1:36.125 P	22.266	39.199	34.660	226.4	9:42:03.906
13		1:27.289	22.235	38.921	26.133	225.4	9:42:08.144	13		7:54.687	6:42.962	43.022	28.703	205.7	9:49:58.593
14		1:27.540	22.276	39.053	26.211	225.9	9:43:35.684	14		1:30.878	23.174	40.914	26.790	225.9	9:51:29.471
15		1:27.034	22.194	38.734	26.106	224.5	9:45:02.718	15		1:27.937	22.239	39.309	26.389	225.9	9:52:57.408
16		1:34.150 P	22.178	39.241	32.731	225.0	9:46:36.868	16		1:27.053	22.094	38.869	26.090	228.3	9:54:24.461
17		4:33.400	3:23.097	42.659	27.644	206.5	9:51:10.268	17		1:27.081	22.121	38.831	26.129	228.3	9:55:51.542
18		1:29.258	22.662	39.680	26.916	225.9	9:52:39.526	18		1:30.510	23.120	40.910	26.480	230.7	9:57:22.052
19		1:26.614	21.975	38.697	25.942	226.8	9:54:06.140	19		1:26.959	22.168	38.875	25.916	229.2	9:58:49.011
20		1:26.534	21.995	38.622	25.917	227.8	9:55:32.674	20		1:27.156	22.068	39.089	25.999	226.8	10:00:16.167
21		1:33.354	22.013	44.424	26.917	227.8	9:57:06.028	21		1:36.487 P	22.255	40.443	33.789	225.9	10:01:52.654
22		1:26.699	22.088	38.785	25.826	226.4	9:58:32.727								
23		22.037				226.8									

74

Enzo Fittipaldi

F3 Tatuus 318 A.R.

R

Prema Powerteam

46

Isac Blomqvist

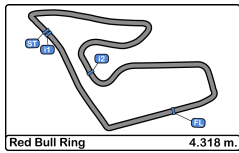
F3 Tatuus 318 A.R.

R

Kic Motorsport

Lap	D	Time	Sector 1	Sector 2	Sector 3	T. Spd	Elapsed	Lap	D	Time	Sector 1	Sector 2	Sector 3	T. Spd	Elapsed
1		9:22:35.950	9:21:01.897	59.101	34.952	117.7	9:22:35.950	1		9:22:17.599 P	9:20:49.437	48.322	39.840	188.1	9:22:17.599
2		1:39.576	26.819	43.963	28.794	192.8	9:24:15.526	2		4:13.169 P	2:46.687	45.159	41.323	192.5	9:26:30.768
3		1:30.714	23.021	40.307	27.386	224.5	9:25:46.240	3		2:15.214	51.560	54.217	29.437	142.1	9:28:45.982
4		1:29.553	22.633	39.734	27.186	225.4	9:27:15.793	4		1:34.828	22.398	45.581	26.849	228.3	9:30:20.810
5		1:29.001	22.587	39.465	26.949	225.4	9:28:44.794	5		1:28.327	22.512	39.305	26.510	226.4	9:31:49.137
6		1:28.563	22.402	39.355	26.806	226.8	9:30:13.357	6		1:27.669	22.200	39.175	26.294	228.3	9:33:16.806
7		1:28.196	22.374	39.150	26.672	226.4	9:31:41.553	7		1:27.102	22.114	38.847	26.141	227.8	9:34:43.908
8		1:27.885	22.286	39.101	26.498	227.8	9:33:09.438	8		1:27.166	22.115	38.899	26.152	226.8	9:36:11.074
9		1:29.018	22.377	39.866	26.775	226.4	9:34:38.456	9		1:27.031	22.271	38.715	26.045	226.4	9:37:38.105
10		1:46.989 P	22.316	40.863	43.810	225.9	9:36:25.445	10		1:29.860	22.131	40.995	26.734	227.3	9:39:07.965
11		6:26.115	5:17.872	41.542	26.701	215.1	9:42:51.560	11		1:26.881	22.072	38.770	26.039	227.3	9:40:34.846
12		1:27.858	22.381	39.004	26.473	224.5	9:44:19.418	12		1:35.885 P	22.155	38.702	35.028	227.8	9:42:10.731
13		1:27.573	22.301	38.898	26.374	224.5	9:45:46.991	13		7:55.918	6:38.382	46.342	31.194	218.1	9:50:06.649
14		1:27.357	22.239	38.908	26.210	225.4	9:47:14.348	14		1:42.990	26.651	46.561	29.778	178.8	9:51:49.639
15		1:27.384	22.132	38.990	26.262	226.4	9:48:41.732	15		1:33.251	25.101	41.510	26.640	216.0	9:53:22.890
16		1:27.334	22.149	38.830	26.355	227.3	9:50:09.066	16		1:26.955	22.062	39.018	25.875	227.8	9:54:49.845
17		1:27.292	22.131	38.957	26.204	226.8	9:51:36.358	17		1:26.598	21.986	38.766	25.846	227.3	9:56:16.443
18		1:27.225	22.150	38.845	26.230	226.4	9:53:03.583	18		1:26.704	22.157	38.672	25.875	226.4	9:57:43.147
19		1:27.137	22.164	38.821	26.152	227.8	9:54:30.720	19		1:26.799	22.101	38.859	25.839	226.4	9:59:09.946
20		1:27.006	22.071	38.806	26.129	227.8	9:55:57.726	20		1:26.713	22.152	38.719	25.842	226.8	10:00:36.659
21		1:28.180	22.219	38.839	27.122	227.3	9:57:25.906	21		1:47.222 P	23.462	44.303	39.457	228.8	10:02:23.881
22		1:27.512	22.369	38.884	26.259	225.9	9:58:53.418								
23		1:27.478	22.218	38.922	26.338	226.4	10:00:20.896								
24		2:08.640 P	29.028	53.759	45.853	136.8	10:02:29.536								





Red Bull Ring
Formula Regional European Char
Free Practice - 1
Lap Analysis



95

Tom Beckhäuser

F3 Tatuus 318 A.R.

R

Technorace A.S.D

Lap	D	Time	Sector 1	Sector 2	Sector 3	T. Spd	Elapsed
1		9:25:23.474	9:24:05.323	48.835	29.316	184.3	9:25:23.474
2		1:36.876	23.879	45.024	27.973	220.8	9:27:00.350
3		1:30.926	23.126	40.521	27.279	223.6	9:28:31.276
4		1:31.819	23.238	41.415	27.166	224.5	9:30:03.095
5		1:29.627	22.832	39.907	26.888	225.9	9:31:32.722
6		1:31.141	23.715	40.270	27.156	212.1	9:33:03.863
7		1:30.037	23.513	40.017	26.507	222.2	9:34:33.900
8		1:29.277	23.149	39.657	26.471	220.8	9:36:03.177
9		1:37.624 P	22.668	41.466	33.490	221.7	9:37:40.801
10		5:31.197	4:23.823	40.711	26.663	214.2	9:43:11.998
11		1:31.415	22.997	39.734	28.684	222.2	9:44:43.413
12		1:29.624	23.559	39.298	26.767	221.3	9:46:13.037
13		1:28.755	23.011	39.180	26.564	222.6	9:47:41.792
14		1:28.363	22.698	39.349	26.316	225.9	9:49:10.155
15		1:28.057	22.591	39.216	26.250	225.0	9:50:38.212
16		1:34.883 P	22.687	39.607	32.589	223.6	9:52:13.095
17		5:14.824	4:07.823	40.481	26.520	197.4	9:57:27.919
18		1:30.177	22.646	40.967	26.564	225.9	9:58:58.096
19		1:28.120	22.535	39.492	26.093	225.4	10:00:26.216
20		1:36.868 P	22.552	42.146	32.170	225.0	10:02:03.084

99

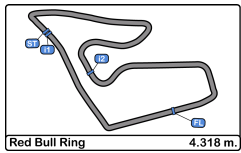
Sophia Flörsch

F3 Tatuus 318 A.R.

Van Amersfoort Racing

Lap	D	Time	Sector 1	Sector 2	Sector 3	T. Spd	Elapsed
1		9:22:19.012 P	9:20:50.478	48.024	40.510	181.5	9:22:19.012
2		3:37.881	2:28.150	41.847	27.884	218.1	9:25:56.893
3		1:30.056	22.836	40.105	27.115	224.5	9:27:26.949
4		1:28.579	22.549	39.336	26.694	225.9	9:28:55.528
5		1:28.338	22.445	39.204	26.689	225.4	9:30:23.866
6		1:27.768	22.355	38.994	26.419	226.8	9:31:51.634
7		1:27.997	22.238	39.488	26.271	226.8	9:33:19.631
8		1:27.638	22.238	38.996	26.404	225.9	9:34:47.269
9		1:27.658	22.227	39.086	26.345	225.4	9:36:14.927
10		1:27.279	22.178	38.772	26.329	225.9	9:37:42.206
11		1:27.350	22.239	38.861	26.250	225.4	9:39:09.556
12		1:35.413 P	22.214	38.758	34.441	226.4	9:40:44.969
13		7:07.892	5:56.312	40.393	31.187	222.2	9:47:52.861
14		1:27.890	22.504	38.989	26.397	227.3	9:49:20.751
15		1:27.300	22.262	38.800	26.238	225.9	9:50:48.051
16		1:27.199	22.193	38.811	26.195	225.4	9:52:15.250
17		1:26.946	22.010	38.760	26.176	226.4	9:53:42.196
18		1:26.715	22.018	38.702	25.995	227.3	9:55:08.911
19		1:42.469	22.050	47.194	33.225	227.8	9:56:51.380
20		1:27.252	22.096	38.964	26.192	225.9	9:58:18.632
21		1:27.117	22.124	38.815	26.178	226.4	9:59:45.749
22		1:26.881	22.036	38.745	26.100	226.8	10:01:12.630
23		1:37.119 P	22.644	39.629	34.846	224.5	10:02:49.749





Red Bull Ring
Formula Regional European Char
Free Practice - 1
Best Sectors Results



Sector - 1			Sector - 2			Sector - 3			Ideal Lap vs Best Lap						
Clas	Nº	Driver	Time	Nº	Driver	Time	Nº	Driver	Time	Clas	Nº	Driver	Ideal Lap	Best Lap	Clas
1	2	Frederik Vesti	21.856	2	Frederik Vesti	38.522	2	Frederik Vesti	25.706	1	2	Frederik Vesti	1:26.084	1:26.160	1
2	17	Igor Fraga	21.936	17	Igor Fraga	38.607	28	Marcos Siebert	25.762	2	41	Raul Guzman	1:26.423	1:26.534	2
3	41	Raul Guzman	21.975	41	Raul Guzman	38.622	41	Raul Guzman	25.826	3	74	Enzo Fittipaldi	1:26.497	1:26.598	3
4	15	Matteo Nannini	21.982	74	Enzo Fittipaldi	38.672	74	Enzo Fittipaldi	25.839	4	17	Igor Fraga	1:26.507	1:26.770	6
5	74	Enzo Fittipaldi	21.986	99	Sophia Flörsch	38.702	64	Olli Caldwell	25.916	5	28	Marcos Siebert	1:26.685	1:26.732	5
6	99	Sophia Flörsch	22.010	10	Konsta Lappalainen	38.756	27	David Schumacher	25.959	6	99	Sophia Flörsch	1:26.707	1:26.715	4
7	27	David Schumacher	22.022	27	David Schumacher	38.770	17	Igor Fraga	25.964	7	27	David Schumacher	1:26.751	1:27.065	10
8	64	Olli Caldwell	22.068	46	Isac Blomqvist	38.806	99	Sophia Flörsch	25.995	8	64	Olli Caldwell	1:26.815	1:26.959	8
9	46	Isac Blomqvist	22.071	64	Olli Caldwell	38.831	15	Matteo Nannini	26.052	9	15	Matteo Nannini	1:26.899	1:26.950	7
10	28	Marcos Siebert	22.078	28	Marcos Siebert	38.845	95	Tom Beckhäuser	26.093	10	46	Isac Blomqvist	1:27.006	1:27.006	9
11	10	Konsta Lappalainen	22.164	15	Matteo Nannini	38.865	10	Konsta Lappalainen	26.113	11	10	Konsta Lappalainen	1:27.033	1:27.104	11
12	25	Alexandre Bardinon	22.375	95	Tom Beckhäuser	39.180	46	Isac Blomqvist	26.129	12	95	Tom Beckhäuser	1:27.808	1:28.057	12
13	95	Tom Beckhäuser	22.535	25	Alexandre Bardinon	39.223	25	Alexandre Bardinon	26.686	13	25	Alexandre Bardinon	1:28.284	1:28.581	13
14	7	Sharon Scolari	23.262	7	Sharon Scolari	41.588	7	Sharon Scolari	28.978	14	7	Sharon Scolari	1:33.828	1:34.038	14





Red Bull Ring
Formula Regional European Char
Free Practice - 1
Best 5 Lap Times



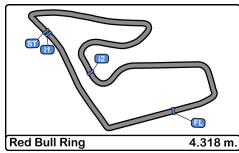
Cls	Nº	Driver	Nat	Competitor	Nat			Best 1		Best 2		Best 3		Best 4		Best 5	
								Time	Lap	Time	Lap	Time	Lap	Time	Lap	Time	Lap
1	2	Frederik Vesti	DNK	Prema Powerteam	ITA	R	1	1:26.160	17	1:26.285	16	1:26.439	15	1:26.962	10	1:26.980	6
2	41	Raul Guzman	MEX	DR Formula	PRT	R	2	1:26.534	20	1:26.614	19	1:26.699	22	1:27.034	15	1:27.175	12
3	74	Enzo Fittipaldi	BRA	Prema Powerteam	ITA	R	3	1:26.598	17	1:26.704	18	1:26.713	20	1:26.799	19	1:26.881	11
4	99	Sophia Flörsch	DEU	Van Amersfoort Racing	NDL			1:26.715	18	1:26.881	22	1:26.946	17	1:27.117	21	1:27.199	16
5	28	Marcos Siebert	ARG	US Racing	DEU			1:26.732	18	1:26.918	14	1:27.179	12	1:27.207	17	1:27.297	11
6	17	Igor Fraga	BRA	DR Formula	PRT			1:26.770	18	1:26.854	21	1:26.897	14	1:26.965	19	1:27.040	17
7	15	Matteo Nannini	ITA	Corbetta C. alias Sc. DF	ITA	R	4	1:26.950	19	1:27.027	21	1:27.127	23	1:27.330	18	1:27.508	16
8	64	Olli Caldwell	GBR	Prema Powerteam	ITA	R	5	1:26.959	19	1:27.053	16	1:27.081	17	1:27.156	20	1:27.701	6
9	46	Isac Blomqvist	SW	Kic Motorsport	FIN	R	6	1:27.006	20	1:27.137	19	1:27.225	18	1:27.292	17	1:27.334	16
10	27	David Schumacher	DEU	US Racing	DEU	R	7	1:27.065	15	1:27.169	18	1:27.184	19	1:27.353	11	1:27.381	10
11	10	Konsta Lappalainen	FIN	Kic Motorsport	FIN	R	8	1:27.104	21	1:27.346	9	1:27.379	20	1:27.570	13	1:27.576	19
12	95	Tom Beckhäuser	CZE	Technorace A.S.D	ITA	R	9	1:28.057	15	1:28.120	19	1:28.363	14	1:28.755	13	1:29.277	8
13	25	Alexandre Bardinon	FRA	Van Amersfoort Racing	FRA			1:28.581	21	1:28.664	18	1:28.714	15	1:28.723	16	1:28.754	9
14	7	Sharon Scolari	CHE	Scorace Team	CHE			1:34.038	19	1:34.495	22	1:34.704	20	1:35.070	18	1:35.223	17



Red Bull Ring
Formula Regional European Char
Free Practice - 1
Best 5 Top Speeds



Cls	Nº	Driver	Nat	Competitor	Nat	Top 1		Top 2		Top 3		Top 4		Top 5		Avg		
						Km/h	Lap	Km/h	Lap	Km/h	Lap	Km/h	Lap	Km/h	Lap			
1	17	Igor Fraga	BRA	DR Formula	PRT	230.7	21	230.2	17	230.2	22	229.7	23	229.2	15	230.0		
2	64	Olli Caldwell	GBR	Prema Powerteam	ITA	R	1	230.7	18	229.7	4	229.7	7	229.2	19	228.8	6	229.6
3	2	Frederik Vesti	DNK	Prema Powerteam	ITA	R	2	229.2	15	228.8	6	228.8	16	228.8	18	228.8	19	228.9
4	10	Konsta Lappalainen	FIN	Kic Motorsport	FIN	R	3	229.2	24	228.3	8	228.3	14	228.3	21	227.3	6	228.3
5	15	Matteo Nannini	ITA	Corbetta C. alias Sc. DF	ITA	R	4	228.8	22	228.3	5	228.3	17	228.3	23	227.8	19	228.3
6	27	David Schumacher	DEU	US Racing	DEU	R	5	228.8	14	228.3	15	227.8	18	227.3	21	226.8	16	227.8
7	74	Enzo Fittipaldi	BRA	Prema Powerteam	ITA	R	6	228.8	21	228.3	4	228.3	6	227.8	7	227.8	12	228.2
8	41	Raul Guzman	MEX	DR Formula	PRT	R	7	227.8	20	227.8	21	227.3	8	226.8	12	226.8	19	227.3
9	46	Isac Blomqvist	SW	Kic Motorsport	FIN	R	8	227.8	8	227.8	19	227.8	20	227.3	16	227.3	21	227.6
10	99	Sophia Flörsch	DEU	Van Amersfoort Racing	NDL			227.8	19	227.3	14	227.3	18	226.8	6	226.8	7	227.2
11	28	Marcos Siebert	ARG	US Racing	DEU			227.3	15	226.8	7	226.8	8	226.8	13	226.8	14	226.9
12	25	Alexandre Bardinon	FRA	Van Amersfoort Racing	FRA			226.8	5	226.8	7	226.4	4	226.4	6	226.4	8	226.6
13	95	Tom Beckhäuser	CZE	Technorace A.S.D	ITA	R	9	225.9	5	225.9	14	225.9	18	225.4	19	225.0	15	225.6
14	7	Sharon Scolari	CHE	Scorace Team	CHE			225.4	21	225.0	22	223.6	8	223.6	13	223.6	20	224.2



Red Bull Ring
Formula Regional European Char
Free Practice - 1
Fastest Laps Sequence



Lap	Time of Day	Session Time	Nº	Driver	Nat	Competitor	Nat		Time	Km/h
2	9:23:25.192	3:25.192	41	Raul Guzman	MEX	DR Formula	PRT	R	1:32.014	168.9
2	9:23:30.015	3:30.015	17	Igor Fraga	BRA	DR Formula	PRT		1:31.877	169.1
2	9:23:48.563	3:48.563	27	David Schumacher	DEU	US Racing	DEU	R	1:31.628	169.6
3	9:24:53.933	4:53.933	41	Raul Guzman	MEX	DR Formula	PRT	R	1:28.741	175.1
5	9:27:50.963	7:50.963	41	Raul Guzman	MEX	DR Formula	PRT	R	1:27.861	176.9
6	9:29:18.706	9:18.706	41	Raul Guzman	MEX	DR Formula	PRT	R	1:27.743	177.1
6	9:29:25.775	9:25.775	17	Igor Fraga	BRA	DR Formula	PRT		1:27.719	177.2
7	9:30:53.335	10:53.335	17	Igor Fraga	BRA	DR Formula	PRT		1:27.560	177.5
5	9:32:06.212	12:06.212	2	Frederik Vesti	DNK	Prema Powerteam	ITA	R	1:27.530	177.5
8	9:32:23.425	12:23.425	41	Raul Guzman	MEX	DR Formula	PRT	R	1:27.428	177.8
6	9:33:33.192	13:33.192	2	Frederik Vesti	DNK	Prema Powerteam	ITA	R	1:26.980	178.7
10	9:39:36.011	19:36.011	2	Frederik Vesti	DNK	Prema Powerteam	ITA	R	1:26.962	178.7
11	9:40:34.846	20:34.846	74	Enzo Fittipaldi	BRA	Prema Powerteam	ITA	R	1:26.881	178.9
19	9:54:06.140	34:06.140	41	Raul Guzman	MEX	DR Formula	PRT	R	1:26.614	179.4
15	9:55:28.914	35:28.914	2	Frederik Vesti	DNK	Prema Powerteam	ITA	R	1:26.439	179.8
16	9:56:55.199	36:55.199	2	Frederik Vesti	DNK	Prema Powerteam	ITA	R	1:26.285	180.1
17	9:58:21.359	38:21.359	2	Frederik Vesti	DNK	Prema Powerteam	ITA	R	1:26.160	180.4



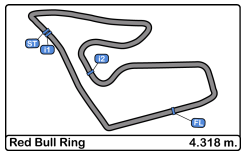


Red Bull Ring
Formula Regional European Char
Free Practice - 1



Event Best Maximum Speed

Nº	Driver	Nat	Competitor	Nat		Km/h	Session
64	Olli Caldwell	GBR	Prema Powerteam	ITA	R	230.7	Free Practice - 1
17	Igor Fraga	BRA	DR Formula	PRT		230.7	Free Practice - 1
2	Frederik Vesti	DNK	Prema Powerteam	ITA	R	229.2	Free Practice - 1
10	Konsta Lappalainen	FIN	Kic Motorsport	FIN	R	229.2	Free Practice - 1
27	David Schumacher	DEU	US Racing	DEU	R	228.8	Free Practice - 1
15	Matteo Nannini	ITA	Corbetta C. alias Sc. DF	ITA	R	228.8	Free Practice - 1
74	Enzo Fittipaldi	BRA	Prema Powerteam	ITA	R	228.8	Free Practice - 1
46	Isac Blomqvist	SWE	Kic Motorsport	FIN	R	227.8	Free Practice - 1
41	Raul Guzman	MEX	DR Formula	PRT	R	227.8	Free Practice - 1
99	Sophia Flörsch	DEU	Van Amersfoort Racing	NDL		227.8	Free Practice - 1
28	Marcos Siebert	ARG	US Racing	DEU		227.3	Free Practice - 1
25	Alexandre Bardinon	FRA	Van Amersfoort Racing	FRA		226.8	Free Practice - 1
95	Tom Beckhäuser	CZE	Technorace A.S.D	ITA	R	225.9	Free Practice - 1
7	Sharon Scolari	CHE	Scorace Team	CHE		225.4	Free Practice - 1



Red Bull Ring
Formula Regional European Char
Free Practice - 1
Pit Stop Analysis



2 Frederik Vesti R Prema Powerteam
 F3 Tatuus 318 A.R.

Nr.	In Day Time	In Time	Out Time	Pit Time	T. Pit Time	Handicap	Penalty
1	9:22:08.673	9:22:08.673	9:25:20.714	3:12.041	3:12.041		
2	9:27:09.127	9:27:09.127	9:27:39.450	30.323	3:42.364		
3	9:41:06.943	9:41:06.943	9:49:17.283	8:10.340	11:52.704		

7 Sharon Scolari R Scorace Team
 F3 Tatuus 318 A.R.

Nr.	In Day Time	In Time	Out Time	Pit Time	T. Pit Time	Handicap	Penalty
1	9:34:49.312	9:34:49.312	9:38:08.044	3:18.732	3:18.732		

10 Konsta Lappalainen R Kic Motorsport
 F3 Tatuus 318 A.R.

Nr.	In Day Time	In Time	Out Time	Pit Time	T. Pit Time	Handicap	Penalty
1	9:36:03.258	9:36:03.258	9:39:32.974	3:29.716	3:29.716		

15 Matteo Nannini R Corbetta C. alias Sc. DF
 F3 Tatuus 318 A.R.

Nr.	In Day Time	In Time	Out Time	Pit Time	T. Pit Time	Handicap	Penalty
1	9:22:05.683	9:22:05.683	9:25:15.552	3:09.869	3:09.869		
2	9:43:25.504	9:43:25.504	9:46:03.697	2:38.193	5:48.062		

17 Igor Fraga R DR Formula
 F3 Tatuus 318 A.R.

Nr.	In Day Time	In Time	Out Time	Pit Time	T. Pit Time	Handicap	Penalty
1	9:32:43.715	9:32:43.715	9:37:00.024	4:16.309	4:16.309		
2	9:47:21.576	9:47:21.576	9:50:42.957	3:21.381	7:37.690		

25 Alexandre Bardinon R Van Amersfoort Racing
 F3 Tatuus 318 A.R.

Nr.	In Day Time	In Time	Out Time	Pit Time	T. Pit Time	Handicap	Penalty
1	9:37:34.982	9:37:34.982	9:44:38.059	7:03.077	7:03.077		

27 David Schumacher R US Racing
 F3 Tatuus 318 A.R.

Nr.	In Day Time	In Time	Out Time	Pit Time	T. Pit Time	Handicap	Penalty
1	9:38:33.152	9:38:33.152	9:44:53.269	6:20.117	6:20.117		
2	9:50:46.281	9:50:46.281	9:53:49.478	3:03.197	9:23.314		

28 Marcos Siebert R US Racing
 F3 Tatuus 318 A.R.

Nr.	In Day Time	In Time	Out Time	Pit Time	T. Pit Time	Handicap	Penalty
1	9:34:34.301	9:34:34.301	9:42:33.215	7:58.914	7:58.914		
2	9:51:22.507	9:51:22.507	9:54:50.838	3:28.331	11:27.245		

41 Raul Guzman R DR Formula
 F3 Tatuus 318 A.R.

Nr.	In Day Time	In Time	Out Time	Pit Time	T. Pit Time	Handicap	Penalty
1	9:35:25.974	9:35:25.974	9:37:43.258	2:17.284	2:17.284		
2	9:46:32.038	9:46:32.038	9:49:36.768	3:04.730	5:22.014		

46 Isac Blomqvist R Kic Motorsport
 F3 Tatuus 318 A.R.

Nr.	In Day Time	In Time	Out Time	Pit Time	T. Pit Time	Handicap	Penalty
1	9:36:18.866	9:36:18.866	9:41:19.903	5:01.037	5:01.037		

64 Olli Caldwell R Prema Powerteam
 F3 Tatuus 318 A.R.

Nr.	In Day Time	In Time	Out Time	Pit Time	T. Pit Time	Handicap	Penalty
1	9:22:09.891	9:22:09.891	9:24:50.847	2:40.956	2:40.956		
2	9:26:29.406	9:26:29.406	9:27:09.326	39.920	3:20.876		
3	9:41:58.526	9:41:58.526	9:48:22.114	6:23.588	9:44.464		

74 Enzo Fittipaldi R Prema Powerteam
 F3 Tatuus 318 A.R.

Nr.	In Day Time	In Time	Out Time	Pit Time	T. Pit Time	Handicap	Penalty
1	9:22:12.844	9:22:12.844	9:24:39.013	2:26.169	2:26.169		
2	9:26:25.250	9:26:25.250	9:26:59.640	34.390	3:00.559		
3	9:42:05.906	9:42:05.906	9:48:23.878	6:17.972	9:18.531		

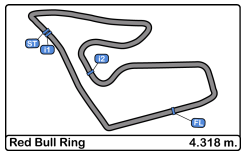
95 Tom Beckhäuser R Technorace A.S.D
 F3 Tatuus 318 A.R.

Nr.	In Day Time	In Time	Out Time	Pit Time	T. Pit Time	Handicap	Penalty
1	9:37:36.138	9:37:36.138	9:41:41.628	4:05.490	4:05.490		
2	9:52:08.273	9:52:08.273	9:55:57.450	3:49.177	7:54.667		

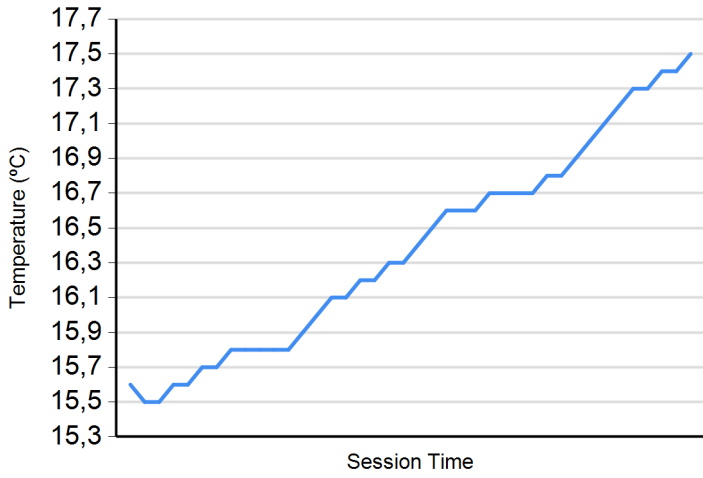
99 Sophia Flörsch R Van Amersfoort Racing
 F3 Tatuus 318 A.R.

Nr.	In Day Time	In Time	Out Time	Pit Time	T. Pit Time	Handicap	Penalty
1	9:22:14.337	9:22:14.337	9:24:24.420	2:10.083	2:10.083		
2	9:40:40.155	9:40:40.155	9:46:20.007	5:39.852	7:49.935		

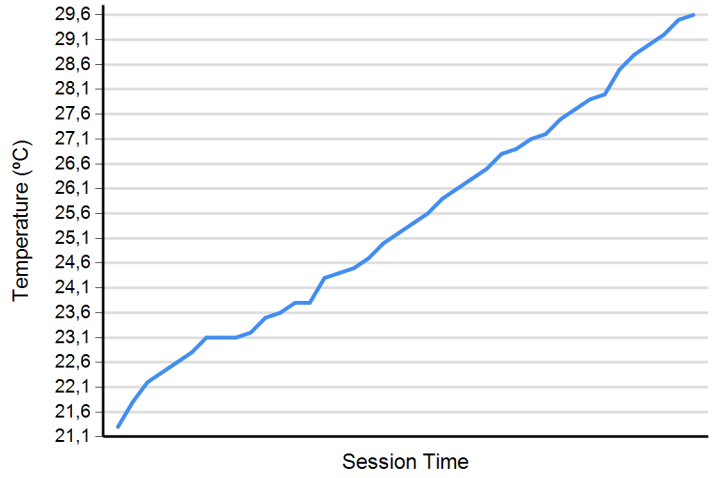




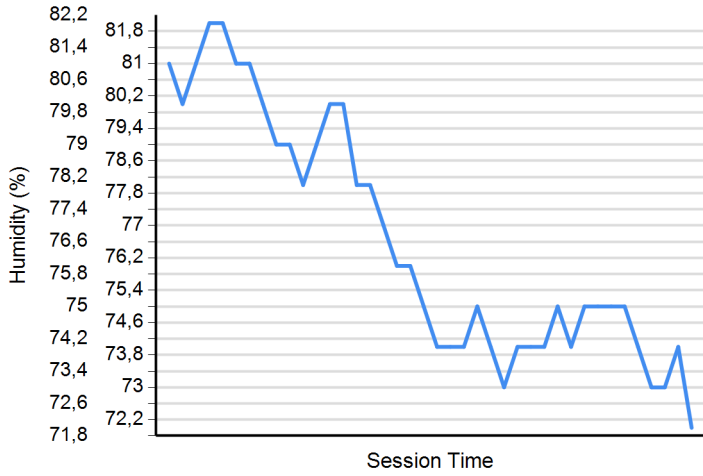
Air Temperature



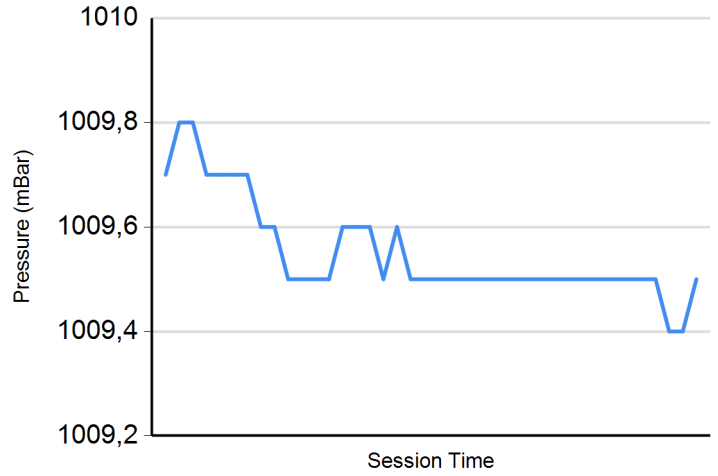
Track Temperature



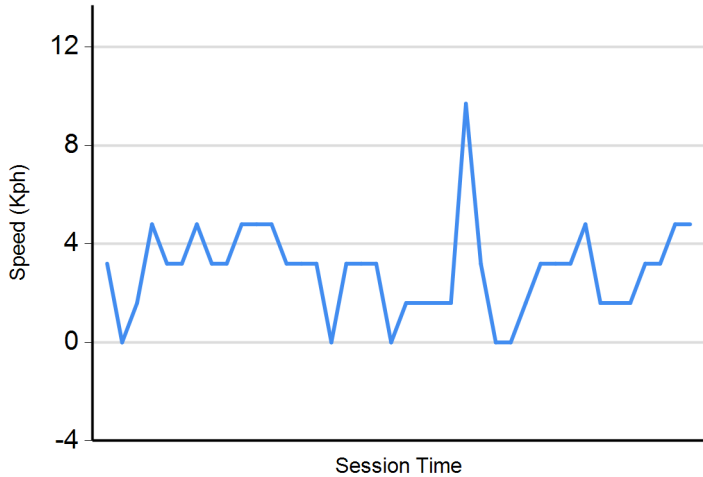
Humidity



Pressure



Wind Speed



Wind direction

North = 0°/360° Est = 90° South = 180° West = 270°

