

**Red Bull Ring**  
**Formula Regional European Char**  
**Qualifying - 1**  
**Provisional Results**



Cls	Nº	Driver	Nat	Competitor	Nat		Laps	Best	Time	Gap	Interval	Km/h	
1	2	Frederik Vesti	DNK	Prema Powerteam	ITA	R	1	10	<b>9</b>	<b>1:26.005</b>		180.7	
2	74	Enzo Fittipaldi	BRA	Prema Powerteam	ITA	R	2	12	<b>9</b>	<b>1:26.320</b>	0.315	0.315	180.0
3	27	David Schumacher	DEU	US Racing	DEU	R	3	11	<b>10</b>	<b>1:26.378</b>	0.373	0.058	179.9
4	17	Igor Fraga	BRA	DR Formula	PRT			12	<b>9</b>	<b>1:26.492</b>	0.487	0.114	179.7
5	46	Isac Blomqvist	SWE	Kic Motorsport	FIN	R	4	12	<b>10</b>	<b>1:26.653</b>	0.648	0.161	179.3
6	15	Matteo Nannini	ITA	Corbetta C. alias Sc. DF	ITA	R	5	12	<b>11</b>	<b>1:26.735</b>	0.730	0.082	179.2
7	41	Raul Guzman	MEX	DR Formula	PRT	R	6	12	<b>11</b>	<b>1:26.736</b>	0.731	0.001	179.2
8	28	Marcos Siebert	ARG	US Racing	DEU			10	<b>7</b>	<b>1:26.891</b>	0.886	0.155	178.9
9	64	Olli Caldwell	GBR	Prema Powerteam	ITA	R	7	12	<b>11</b>	<b>1:26.933</b>	0.928	0.042	178.8
10	10	Konsta Lappalainen	FIN	Kic Motorsport	FIN	R	8	12	<b>10</b>	<b>1:27.150</b>	1.145	0.217	178.3
11	95	Tom Beckhäuser	CZE	Technorace A.S.D	ITA	R	9	11	<b>10</b>	<b>1:27.164</b>	1.159	0.014	178.3
12	25	Alexandre Bardinon	FRA	Van Amersfoort Racing	FRA	R	10	10	<b>9</b>	<b>1:27.908</b>	1.903	0.744	176.8
13	7	Sharon Scolari	CHE	Scorace Team	CHE			8	<b>7</b>	<b>1:32.721</b>	6.716	4.813	167.6
<b>Max. qual. time: 110% = 1:34.606</b>													
	99	Sophia Flörsch	DEU	Van Amersfoort Racing	NDL			1	<b>1</b>	<b>10:32:00</b>	10:30:34	10:30:27	00.0

CAR 64 LAP TIME 1:27:328 DELETED TRACK LIMITS T1  
 CAR 25 LAP TIME 1:2 8:442 DELETED TRACK LIMITS T1  
 CAR 27 LAP TIME 1:26:585 TRACK LIMITS T1  
 CAR 27 LAP TIME 1:26:590 TRACK LIMITS T1  
 CAR 46 LAP TIME 1:26.660 DELETED TRACK LIMITS T1

Published at:.....

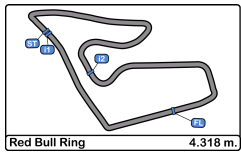
Track Temp: **24.7 °C** Air Temp: **18.9 °C** Humidity: **47 %** Track Status: **WET**

Stewards:

Race Director:

Timekeeper:





**Red Bull Ring**  
**Formula Regional European Char**  
**Qualifying - 1**



**Provisional Results by Class**

Cls	Nº	Driver	Nat	Competitor	Nat	Laps	Best	Time	Gap	Interval	Km/h	
1	17	Igor Fraga	BRA	DR Formula	PRT	12	9	1:26.492			179.7	
2	28	Marcos Siebert	ARG	US Racing	DEU	10	7	1:26.891	0.399	0.399	178.9	
3	7	Sharon Scolari	CHE	Scorace Team	CHE	8	7	1:32.721	6.229	5.830	167.6	
<b>Max. qual. time: 110% = 1:34.606</b>												
99		Sophia Flörsch	DEU	Van Amersfoort Racing	NDL	1	1	10:32:00	10:30:33	10:30:27	00.0	
<b>Rookie</b>												
1	2	Frederik Vesti	DNK	Prema Powerteam	ITA	R	10	9	1:26.005		180.7	
2	74	Enzo Fittipaldi	BRA	Prema Powerteam	ITA	R	12	9	1:26.320	0.315	0.315	180.0
3	27	David Schumacher	DEU	US Racing	DEU	R	11	10	1:26.378	0.373	0.058	179.9
4	46	Isac Blomqvist	SWE	Kic Motorsport	FIN	R	12	10	1:26.653	0.648	0.275	179.3
5	15	Matteo Nannini	ITA	Corbetta C. alias Sc. DF	ITA	R	12	11	1:26.735	0.730	0.082	179.2
6	41	Raul Guzman	MEX	DR Formula	PRT	R	12	11	1:26.736	0.731	0.001	179.2
7	64	Olli Caldwell	GBR	Prema Powerteam	ITA	R	12	11	1:26.933	0.928	0.197	178.8
8	10	Konsta Lappalainen	FIN	Kic Motorsport	FIN	R	12	10	1:27.150	1.145	0.217	178.3
9	95	Tom Beckhäuser	CZE	Technorace A.S.D	ITA	R	11	10	1:27.164	1.159	0.014	178.3
10	25	Alexandre Bardinon	FRA	Van Amersfoort Racing	FRA	R	10	9	1:27.908	1.903	0.744	176.8

Published at:.....

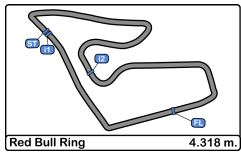
Track Temp: **24.7 °C** Air Temp: **18.9 °C** Humidity: **47 %** Track **WET**

Stewards:

Race Director:

Timekeeper:





**Red Bull Ring**  
**Formula Regional European Char**  
**Qualifying - 1**



**Provisional 2 Fastest Lap Results**

Cls	Nº	Driver	Nat	Competitor	Nat		Laps	Best	Time	Gap	Interval	Km/h
1	2	Frederik Vesti	DNK	Prema Powerteam	ITA	R	1	10	<b>7 1:26.087</b>			180.7
2	74	Enzo Fittipaldi	BRA	Prema Powerteam	ITA	R	2	12	<b>11 1:26.406</b>	0.319	0.319	180.0
3	17	Igor Fraga	BRA	DR Formula	PRT			12	<b>8 1:26.548</b>	0.461	0.142	179.7
4	46	Isac Blomqvist	SWE	Kic Motorsport	FIN	R	3	12	<b>8 1:26.803</b>	0.716	0.255	179.3
5	41	Raul Guzman	MEX	DR Formula	PRT	R	4	12	<b>8 1:26.809</b>	0.722	0.006	179.2
6	15	Matteo Nannini	ITA	Corbetta C. alias Sc. DF	ITA	R	5	12	<b>8 1:26.879</b>	0.792	0.070	179.2
7	27	David Schumacher	DEU	US Racing	DEU	R	6	11	<b>6 1:27.030</b>	0.943	0.151	179.9
8	64	Olli Caldwell	GBR	Prema Powerteam	ITA	R	7	12	<b>10 1:27.093</b>	1.006	0.063	178.8
9	10	Konsta Lappalainen	FIN	Kic Motorsport	FIN	R	8	12	<b>9 1:27.241</b>	1.154	0.148	178.3
10	28	Marcos Siebert	ARG	US Racing	DEU			10	<b>8 1:27.279</b>	1.192	0.038	178.9
11	95	Tom Beckhäuser	CZE	Technorace A.S.D	ITA	R	9	11	<b>7 1:27.399</b>	1.312	0.120	178.3
12	25	Alexandre Bardinon	FRA	Van Amersfoort Racing	FRA	R	10	10	<b>7 1:28.015</b>	1.928	0.616	176.8
13	7	Sharon Scolari	CHE	Scorace Team	CHE			8	<b>6 1:33.260</b>	7.173	5.245	167.6
<b>Max. qual. time: 110% = 1:34.696</b>												
	99	Sophia Flörsch	DEU	Van Amersfoort Racing	NDL			1	<b>0 9:46:39.</b>	9:45:12.	9:45:05.	00.0

CAR 64 LAP TIME 1:27:328 DELETED TRACK LIMITS T1  
 CAR 25 LAP TIME 1:2 8:442 DELETED TRACK LIMITS T1  
 CAR 27 LAP TIME 1:26:585 TRACK LIMITS T1  
 CAR 27 LAP TIME 1:26:590 TRACK LIMITS T1  
 CAR 46 LAP TIME 1:26.660 DELETED TRACK LIMITS T1

Published at:.....

Track Temp: **24.7 °C** Air Temp: **18.9 °C** Humidity: **47 %** Track Status: **WET**

<b>Stewards:</b>	<b>Race Director:</b>	<b>Timekeeper:</b> 
------------------	-----------------------	------------------------





**Red Bull Ring**  
**Formula Regional European Char**  
**Qualifying - 1**  
**Lap Analysis**



**2** Frederik Vesti F3 Tatuus 318 A.R. **17**  
 R Prema Powerteam

Igor Fraga F3 Tatuus 318 A.R.  
 DR Formula

Lap D	Time	Sector 1	Sector 2	Sector 3	T. Spd	Elapsed
1	10:33:17.561	10:32:01.233	45.304	31.024	203.0	10:33:17.561
2	2:02.441 P	24.461	55.846	42.134	165.8	10:35:20.002
3	6:29.016	5:16.862	41.811	30.343	213.8	10:41:49.018
4	1:27.415	22.387	39.056	25.972	226.4	10:43:16.433
5	1:26.636	22.132	38.728	25.776	226.4	10:44:43.069
6	1:35.345	25.909	42.736	26.700	222.2	10:46:18.414
7	1:26.087	22.021	38.514	<b>25.552</b>	228.3	10:47:44.501
8	1:29.027	<b>21.896</b>	40.650	26.481	227.3	10:49:13.528
9	<b>1:26.005</b>	21.984	38.390	25.631	226.4	10:50:39.533
10	1:36.385 P	22.011	<b>38.388</b>	35.986	226.4	10:52:15.918

Lap D	Time	Sector 1	Sector 2	Sector 3	T. Spd	Elapsed
1	10:31:46.692	10:30:36.758	42.245	27.689	212.1	10:31:46.692
2	1:43.661	22.472	51.343	29.846	224.5	10:33:30.353
3	1:54.763 P	24.087	47.144	43.532	183.9	10:35:25.116
4	6:58.268	5:51.000	40.729	26.539	221.3	10:42:23.384
5	1:27.498	22.227	39.040	26.231	225.9	10:43:50.882
6	1:27.088	22.078	38.955	26.055	231.7	10:45:17.970
7	1:26.830	22.155	38.657	26.018	227.3	10:46:44.800
8	1:26.548	22.092	38.618	<b>25.838</b>	225.9	10:48:11.348
9	<b>1:26.492</b>	<b>22.056</b>	38.539	25.897	225.4	10:49:37.840
10	1:26.648	22.148	38.570	25.930	224.5	10:51:04.488
11	1:27.223	22.111	<b>38.520</b>	26.592	226.8	10:52:31.711
12	1:36.514 P	22.981	38.952	34.581	225.4	10:54:08.225

**7** Sharon Scolari F3 Tatuus 318 A.R.  
 Scorsace Team

**25** Alexandre Bardinon F3 Tatuus 318 A.R.  
 R Van Amersfoort Racing

Lap D	Time	Sector 1	Sector 2	Sector 3	T. Spd	Elapsed
1	10:32:30.557	10:31:09.923	48.532	32.102	176.4	10:32:30.557
2	1:57.838 P	24.857	46.103	46.878	219.0	10:34:28.395
3	7:44.115	6:26.846	45.271	31.998	198.1	10:42:12.510
4	1:36.867	23.961	43.195	29.711	220.8	10:43:49.377
5	1:34.810	23.463	42.232	29.115	222.6	10:45:24.187
6	1:33.260	23.375	41.189	28.696	223.1	10:46:57.447
7	<b>1:32.721</b>	<b>23.284</b>	<b>40.798</b>	<b>28.639</b>	223.1	10:48:30.168
8	1:42.643 P	23.514	41.458	37.671	211.3	10:50:12.811

Lap D	Time	Sector 1	Sector 2	Sector 3	T. Spd	Elapsed
1	10:32:01.191	10:30:45.349	44.977	30.865	180.9	10:32:01.191
2	7:51.136 P	24.698	6:40.309	46.129	202.6	10:39:52.327
3	2:40.851	1:27.805	44.827	28.219	212.1	10:42:33.178
4	1:31.630	23.149	41.279	27.202	222.6	10:44:04.808
5	1:29.147	22.752	39.789	26.606	222.6	10:45:33.955
6	1:28.442	<b>22.442</b>	39.448	26.552	224.5	10:47:02.397
7	1:28.015	22.506	39.292	<b>26.217</b>	225.4	10:48:30.412
8	1:28.511	23.083	<b>38.939</b>	26.489	220.4	10:49:58.923
9	<b>1:27.908</b>	22.500	39.094	26.314	221.3	10:51:26.831
10	2:06.606 P	22.642	1:01.443	42.521	221.7	10:53:33.437

**10** Konsta Lappalainen F3 Tatuus 318 A.R.  
 R Kic Motorsport

**27** David Schumacher F3 Tatuus 318 A.R.  
 R US Racing

Lap D	Time	Sector 1	Sector 2	Sector 3	T. Spd	Elapsed
1	10:32:14.681	10:31:03.619	43.284	27.778	191.8	10:32:14.681
2	1:51.997	22.936	43.430	45.631	221.3	10:34:06.678
3	4:51.942 P	1:24.654	2:02.627	1:24.661	52.5	10:38:58.620
4	3:08.244	1:53.155	43.394	31.695	210.9	10:42:06.864
5	1:28.948	22.814	39.470	26.664	224.5	10:43:35.812
6	1:28.017	22.448	39.195	26.374	225.4	10:45:03.829
7	1:29.812	22.350	41.184	26.278	225.4	10:46:33.641
8	1:27.348	22.296	38.921	26.131	226.4	10:48:00.989
9	1:27.241	22.320	38.953	<b>25.968</b>	225.9	10:49:28.230
10	<b>1:27.150</b>	22.267	<b>38.781</b>	26.102	225.4	10:50:55.380
11	1:27.287	<b>22.257</b>	38.800	26.230	225.4	10:52:22.667
12	2:03.995 P	31.435	49.632	42.928	139.8	10:54:26.662

Lap D	Time	Sector 1	Sector 2	Sector 3	T. Spd	Elapsed
1	10:32:05.271	10:30:49.374	43.459	32.438	200.3	10:32:05.271
2	2:05.697 P	22.524	59.754	43.419	224.0	10:34:10.968
3	7:49.948	6:36.886	43.133	29.929	217.7	10:42:00.916
4	1:28.088	22.473	39.427	26.188	225.4	10:43:29.004
5	1:27.260	22.197	38.998	26.065	226.4	10:44:56.264
6	1:27.030	22.137	38.850	26.043	227.8	10:46:23.294
7	1:26.585	21.993	38.652	25.940	228.3	10:47:49.879
8	1:26.590	22.033	38.749	25.808	227.8	10:49:16.469
9	1:29.734	<b>21.982</b>	39.057	28.695	227.8	10:50:46.203
10	<b>1:26.378</b>	22.051	<b>38.581</b>	<b>25.746</b>	226.4	10:52:12.581
11	2:10.373 P	32.286	55.152	42.935	105.0	10:54:22.954

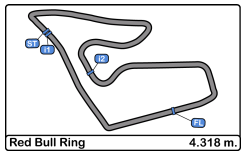
**15** Matteo Nannini F3 Tatuus 318 A.R.  
 R Corbetta C. alias Sc. DF

**28** Marcos Siebert F3 Tatuus 318 A.R.  
 US Racing

Lap D	Time	Sector 1	Sector 2	Sector 3	T. Spd	Elapsed
1	10:31:45.595	10:30:35.326	42.462	27.807	204.5	10:31:45.595
2	1:50.306	22.660	55.266	32.380	223.1	10:33:35.901
3	2:08.674 P	27.372	56.189	45.113	156.0	10:35:44.575
4	6:10.244	4:54.582	45.549	30.113	182.1	10:41:54.819
5	1:28.327	22.420	39.576	26.331	226.4	10:43:23.146
6	1:27.114	22.201	38.803	26.110	226.4	10:44:50.260
7	1:36.398	22.229	42.614	31.555	227.8	10:46:26.658
8	1:26.879	<b>22.106</b>	38.674	26.099	227.8	10:47:53.537
9	1:37.703	22.150	42.683	32.870	226.8	10:49:31.240
10	1:35.839	22.129	46.346	27.364	226.4	10:51:07.079
11	<b>1:26.735</b>	22.144	<b>38.540</b>	<b>26.051</b>	226.4	10:52:33.814
12	1:58.950 P	26.850	50.563	41.537	143.6	10:54:32.764

Lap D	Time	Sector 1	Sector 2	Sector 3	T. Spd	Elapsed
1	10:32:12.187	10:31:02.403	42.353	27.431	191.4	10:32:12.187
2	1:54.866 P	22.985	49.446	42.435	222.6	10:34:07.053
3	7:58.255	6:42.866	44.414	30.975	204.5	10:42:05.308
4	1:28.248	22.454	39.333	26.461	225.9	10:43:33.556
5	1:27.689	22.147	39.297	26.245	227.3	10:45:01.245
6	1:27.301	22.230	39.069	26.002	227.8	10:46:28.546
7	<b>1:26.891</b>	<b>22.025</b>	<b>38.894</b>	<b>25.972</b>	229.2	10:47:55.437
8	1:27.279	22.097	39.012	26.170	227.8	10:49:22.716
9	1:31.294	22.637	41.577	27.080	209.3	10:50:54.010
10	1:36.533 P	22.185	39.021	35.327	226.8	10:52:30.543





**Red Bull Ring**  
**Formula Regional European Char**  
**Qualifying - 1**  
**Lap Analysis**



**41** Raul Guzman F3 Tatuus 318 A.R. **74** Enzo Fittipaldi F3 Tatuus 318 A.R.  
 R DR Formula R Prema Powerteam

Lap D	Time	Sector 1	Sector 2	Sector 3	T. Spd	Elapsed	Lap D	Time	Sector 1	Sector 2	Sector 3	T. Spd	Elapsed
1	10:31:49.336	10:30:37.771	43.597	27.968	194.2	10:31:49.336	1	10:31:58.187	10:30:42.971	45.184	30.032	185.2	10:31:58.187
2	1:36.423	23.591	42.906	29.926	220.4	10:33:25.759	2	1:38.296	24.148	44.695	29.453	217.3	10:33:36.483
3	1:56.772 P	24.759	49.482	42.531	193.2	10:35:22.531	3	2:11.575 P	30.606	55.853	45.116	146.7	10:35:48.058
4	6:12.819	5:03.361	42.196	27.262	217.3	10:41:35.350	4	6:03.525	4:49.558	44.222	29.745	178.8	10:41:51.583
5	1:28.765	22.472	39.709	26.584	224.0	10:43:04.115	5	1:27.934	22.469	39.099	26.366	226.8	10:43:19.517
6	1:27.806	22.295	39.296	26.215	225.9	10:44:31.921	6	1:27.047	22.248	38.850	25.949	226.8	10:44:46.564
7	1:27.159	22.252	38.940	25.967	225.9	10:45:59.080	7	1:26.909	22.284	38.780	25.845	227.3	10:46:13.473
8	1:26.809	<b>22.140</b>	38.697	25.972	226.4	10:47:25.889	8	1:26.594	22.142	38.624	25.828	226.8	10:47:40.067
9	1:31.822	22.334	42.279	27.209	225.4	10:48:57.711	9	<b>1:26.320</b>	22.113	<b>38.422</b>	<b>25.785</b>	226.8	10:49:06.387
10	1:26.854	22.328	<b>38.563</b>	25.963	224.0	10:50:24.565	10	1:26.448	<b>22.104</b>	38.479	25.865	225.9	10:50:32.835
11	<b>1:26.736</b>	22.265	38.575	<b>25.896</b>	224.0	10:51:51.301	11	1:26.406	22.109	38.507	25.790	226.4	10:51:59.241
12	1:43.711 P	22.612	40.779	40.320	223.6	10:53:35.012	12	1:46.424 P	22.157	44.372	39.895	226.8	10:53:45.665

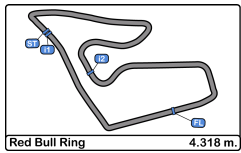
**46** Isac Blomqvist F3 Tatuus 318 A.R. **95** Tom Beckhäuser F3 Tatuus 318 A.R.  
 R Kic Motorsport R Technorace A.S.D

Lap D	Time	Sector 1	Sector 2	Sector 3	T. Spd	Elapsed	Lap D	Time	Sector 1	Sector 2	Sector 3	T. Spd	Elapsed
1	10:32:08.198	10:30:52.089	47.799	28.310	164.6	10:32:08.198	1	10:32:16.474	10:31:05.293	43.075	28.106	199.6	10:32:16.474
2	1:38.609	22.914	42.604	33.091	222.2	10:33:46.807	2	1:57.074 P	22.916	55.864	38.294	219.5	10:34:13.548
3	2:25.499 P	39.343	58.605	47.551	148.1	10:36:12.306	3	7:16.120	6:08.708	40.639	26.773	213.0	10:41:29.668
4	5:56.687	4:39.376	44.049	33.262	202.2	10:42:08.993	4	1:28.552	22.730	39.357	26.465	222.6	10:42:58.220
5	1:28.536	22.718	39.480	26.338	226.4	10:43:37.529	5	1:28.055	22.505	39.343	26.207	224.5	10:44:26.275
6	1:27.532	22.218	39.139	26.175	228.3	10:45:05.061	6	1:27.920	22.475	39.248	26.197	225.4	10:45:54.195
7	1:27.006	22.166	38.856	25.984	229.2	10:46:32.067	7	1:27.399	22.393	38.986	<b>26.020</b>	224.5	10:47:21.594
8	1:26.803	22.124	38.792	<b>25.887</b>	227.8	10:47:58.870	8	1:27.646	22.466	38.998	26.182	224.0	10:48:49.240
9	1:26.660	<b>22.057</b>	38.689	25.914	227.3	10:49:25.530	9	1:27.545	22.393	38.958	26.194	222.6	10:50:16.785
10	<b>1:26.653</b>	22.107	<b>38.659</b>	25.887	226.4	10:50:52.183	10	<b>1:27.164</b>	<b>22.268</b>	<b>38.721</b>	26.175	223.6	10:51:43.949
11	1:33.506	22.059	45.223	26.224	225.9	10:52:25.689	11	1:54.784 P	22.517	50.831	41.436	193.8	10:53:38.733
12	2:20.639 P	36.364	58.343	45.932	95.5	10:54:46.328							

**64** Olli Caldwell F3 Tatuus 318 A.R. **99** Sophia Flörsch F3 Tatuus 318 A.R.  
 R Prema Powerteam Van Amersfoort Racing

Lap D	Time	Sector 1	Sector 2	Sector 3	T. Spd	Elapsed	Lap D	Time	Sector 1	Sector 2	Sector 3	T. Spd	Elapsed
1	10:31:55.296	10:30:40.727	45.319	29.250	206.1	10:31:55.296	1	<b>10:32:00.354</b>	10:30:43.990	<b>44.481</b>	<b>31.883</b>	183.3	10:32:00.354
2	1:38.294	23.645	44.406	30.243	214.7	10:33:33.590	2		<b>1:07.354</b>			38.3	
3	2:00.891 P	27.683	52.876	40.332	150.2	10:35:34.481							
4	6:05.808	4:54.777	43.159	27.872	210.1	10:41:40.289							
5	1:27.853	22.284	39.269	26.300	225.0	10:43:08.142							
6	1:27.328	<b>22.081</b>	39.075	26.172	224.5	10:44:35.470							
7	1:45.231	35.107	42.370	27.754	210.1	10:46:20.701							
8	1:27.335	22.301	38.992	26.042	226.8	10:47:48.036							
9	1:27.159	22.213	38.945	26.001	225.0	10:49:15.195							
10	1:27.093	22.111	38.946	26.036	224.5	10:50:42.288							
11	<b>1:26.933</b>	22.165	<b>38.807</b>	<b>25.961</b>	225.0	10:52:09.221							
12	1:43.893 P	23.076	43.314	37.503	175.6	10:53:53.114							



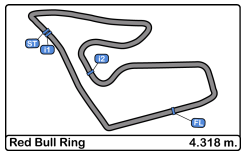


**Red Bull Ring**  
**Formula Regional European Char**  
**Qualifying - 1**  
**Best Sectors Results**



Sector - 1			Sector - 2			Sector - 3			Ideal Lap vs Best Lap						
Clas	Nº	Driver	Time	Nº	Driver	Time	Nº	Driver	Time	Clas	Nº	Driver	Ideal Lap	Best Lap	Clas
1	2	Frederik Vesti	21.896	2	Frederik Vesti	38.388	2	Frederik Vesti	25.552	1	2	Frederik Vesti	1:25.836	1:26.005	1
2	27	David Schumacher	21.982	74	Enzo Fittipaldi	38.422	27	David Schumacher	25.746	2	27	David Schumacher	1:26.309	1:26.378	3
3	28	Marcos Siebert	22.025	17	Igor Fraga	38.520	74	Enzo Fittipaldi	25.785	3	74	Enzo Fittipaldi	1:26.311	1:26.320	2
4	17	Igor Fraga	22.056	15	Matteo Nannini	38.540	17	Igor Fraga	25.838	4	17	Igor Fraga	1:26.414	1:26.492	4
5	46	Isac Blomqvist	22.057	41	Raul Guzman	38.563	46	Isac Blomqvist	25.887	5	41	Raul Guzman	1:26.599	1:26.736	7
6	64	Olli Caldwell	22.081	27	David Schumacher	38.581	41	Raul Guzman	25.896	6	46	Isac Blomqvist	1:26.603	1:26.653	5
7	74	Enzo Fittipaldi	22.104	46	Isac Blomqvist	38.659	64	Olli Caldwell	25.961	7	15	Matteo Nannini	1:26.697	1:26.735	6
8	15	Matteo Nannini	22.106	95	Tom Beckhäuser	38.721	10	Konsta Lappalainen	25.968	8	64	Olli Caldwell	1:26.849	1:26.933	9
9	41	Raul Guzman	22.140	10	Konsta Lappalainen	38.781	28	Marcos Siebert	25.972	9	28	Marcos Siebert	1:26.891	1:26.891	8
10	10	Konsta Lappalainen	22.257	64	Olli Caldwell	38.807	95	Tom Beckhäuser	26.020	10	10	Konsta Lappalainen	1:27.006	1:27.150	10
11	95	Tom Beckhäuser	22.268	28	Marcos Siebert	38.894	15	Matteo Nannini	26.051	11	95	Tom Beckhäuser	1:27.009	1:27.164	11
12	25	Alexandre Bardinon	22.442	25	Alexandre Bardinon	38.939	25	Alexandre Bardinon	26.217	12	25	Alexandre Bardinon	1:27.598	1:27.908	12
13	7	Sharon Scolari	23.284	7	Sharon Scolari	40.798	7	Sharon Scolari	28.639	13	7	Sharon Scolari	1:32.721	1:32.721	13
14	99	Sophia Flörsch	1:07.354	99	Sophia Flörsch	44.481	99	Sophia Flörsch	31.883	14	99	Sophia Flörsch	2:23.718	Transpo	14



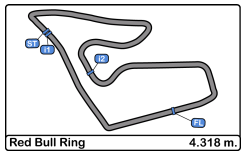


**Red Bull Ring**  
**Formula Regional European Char**  
**Qualifying - 1**  
**Best 5 Lap Times**



Cls	N°	Driver	Nat	Competitor	Nat			Best 1		Best 2		Best 3		Best 4		Best 5	
								Time	Lap	Time	Lap	Time	Lap	Time	Lap	Time	Lap
1	2	Frederik Vesti	DNK	Prema Powerteam	ITA	R	1	1:26.005	9	1:26.087	7	1:26.636	5	1:27.415	4	1:29.027	8
2	74	Enzo Fittipaldi	BRA	Prema Powerteam	ITA	R	2	1:26.320	9	1:26.406	11	1:26.448	10	1:26.594	8	1:26.909	7
3	27	David Schumacher	DEU	US Racing	DEU	R	3	1:26.378	10	1:27.030	6	1:27.260	5	1:28.088	4	1:29.734	9
4	17	Igor Fraga	BRA	DR Formula	PRT			1:26.492	9	1:26.548	8	1:26.648	10	1:26.830	7	1:27.088	6
5	46	Isac Blomqvist	SW	Kic Motorsport	FIN	R	4	1:26.653	10	1:26.803	8	1:27.006	7	1:27.532	6	1:28.536	5
6	15	Matteo Nannini	ITA	Corbetta C. alias Sc. DF	ITA	R	5	1:26.735	11	1:26.879	8	1:27.114	6	1:28.327	5	1:35.839	10
7	41	Raul Guzman	MEX	DR Formula	PRT	R	6	1:26.736	11	1:26.809	8	1:26.854	10	1:27.159	7	1:27.806	6
8	28	Marcos Siebert	ARG	US Racing	DEU			1:26.891	7	1:27.279	8	1:27.301	6	1:27.689	5	1:28.248	4
9	64	Olli Caldwell	GBR	Prema Powerteam	ITA	R	7	1:26.933	11	1:27.093	10	1:27.159	9	1:27.335	8	1:27.853	5
10	10	Konsta Lappalainen	FIN	Kic Motorsport	FIN	R	8	1:27.150	10	1:27.241	9	1:27.287	11	1:27.348	8	1:28.017	6
11	95	Tom Beckhäuser	CZE	Technorace A.S.D	ITA	R	9	1:27.164	10	1:27.399	7	1:27.545	9	1:27.646	8	1:27.920	6
12	25	Alexandre Bardinon	FRA	Van Amersfoort Racing	FRA	R	10	1:27.908	9	1:28.015	7	1:28.511	8	1:29.147	5	1:31.630	4
13	7	Sharon Scolari	CHE	Scorace Team	CHE			1:32.721	7	1:33.260	6	1:34.810	5	1:36.867	4	1:42.643	8
14	99	Sophia Flörsch	DEU	Van Amersfoort Racing	NLD												



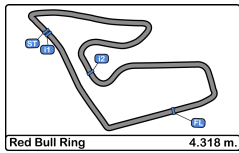


**Red Bull Ring**  
**Formula Regional European Char**  
**Qualifying - 1**  
**Best 5 Top Speeds**



Cls	Nº	Driver	Nat	Competitor	Nat		Top 1		Top 2		Top 3		Top 4		Top 5		Avg
							Km/h	Lap	Km/h	Lap	Km/h	Lap	Km/h	Lap	Km/h	Lap	
1	17	Igor Fraga	BRA	DR Formula	PRT		231.7	6	227.3	7	226.8	11	225.9	5	225.9	8	227.5
2	28	Marcos Siebert	ARG	US Racing	DEU		229.2	7	227.8	6	227.8	8	227.3	5	226.8	10	227.8
3	46	Isac Blomqvist	SW	Kic Motorsport	FIN	R 1	229.2	7	228.3	6	227.8	8	227.3	9	226.4	5	227.8
4	2	Frederik Vesti	DNK	Prema Powerteam	ITA	R 2	228.3	7	227.3	8	226.4	4	226.4	5	226.4	9	226.9
5	27	David Schumacher	DEU	US Racing	DEU	R 3	228.3	7	227.8	6	227.8	8	227.8	9	226.4	5	227.6
6	15	Matteo Nannini	ITA	Corbetta C. alias Sc. DF	ITA	R 4	227.8	7	227.8	8	226.8	9	226.4	5	226.4	6	227.0
7	74	Enzo Fittipaldi	BRA	Prema Powerteam	ITA	R 5	227.3	7	226.8	5	226.8	6	226.8	8	226.8	9	226.9
8	64	Olli Caldwell	GBR	Prema Powerteam	ITA	R 6	226.8	8	225.0	5	225.0	9	225.0	11	224.5	6	225.2
9	10	Konsta Lappalainen	FIN	Kic Motorsport	FIN	R 7	226.4	8	225.9	9	225.4	6	225.4	7	225.4	10	225.7
10	41	Raul Guzman	MEX	DR Formula	PRT	R 8	226.4	8	225.9	6	225.9	7	225.4	9	224.0	5	225.5
11	25	Alexandre Bardinon	FRA	Van Amersfoort Racing	FRA	R 9	225.4	7	224.5	6	222.6	4	222.6	5	221.7	10	223.4
12	95	Tom Beckhäuser	CZE	Technorace A.S.D	ITA	R 10	225.4	6	224.5	5	224.5	7	224.0	8	223.6	10	224.4
13	7	Sharon Scolari	CHE	Scorace Team	CHE		223.1	6	223.1	7	222.6	5	220.8	4	219.0	2	221.7
14	99	Sophia Flörsch	DEU	Van Amersfoort Racing	NDL		183.3	1	38.3	2							110.8



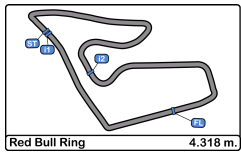


Red Bull Ring  
Formula Regional European Char  
Qualifying - 1  
Fastest Laps Sequence



Lap	Time of Day	Session Time	Nº	Driver	Nat	Competitor	Nat		Time	Km/h
2	10:33:25.759	3:25.759	41	Raul Guzman	MEX	DR Formula	PRT	R	1:36.423	161.2
4	10:42:58.220	12:58.220	95	Tom Beckhäuser	CZE	Technorace A.S.D	ITA	R	1:28.552	175.5
5	10:43:08.142	13:08.142	64	Olli Caldwell	GBR	Prema Powerteam	ITA	R	1:27.853	176.9
4	10:43:16.433	13:16.433	2	Frederik Vesti	DNK	Prema Powerteam	ITA	R	1:27.415	177.8
5	10:44:43.069	14:43.069	2	Frederik Vesti	DNK	Prema Powerteam	ITA	R	1:26.636	179.4
8	10:47:40.067	17:40.067	74	Enzo Fittipaldi	BRA	Prema Powerteam	ITA	R	1:26.594	179.5
7	10:47:44.501	17:44.501	2	Frederik Vesti	DNK	Prema Powerteam	ITA	R	1:26.087	180.5
9	10:50:39.533	20:39.533	2	Frederik Vesti	DNK	Prema Powerteam	ITA	R	1:26.005	180.7



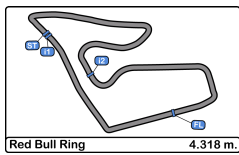


**Red Bull Ring**  
**Formula Regional European Char**  
**Qualifying - 1**



**Event Best Maximum Speed**

<b>Nº</b>	<b>Driver</b>	<b>Nat</b>	<b>Competitor</b>	<b>Nat</b>		<b>Km/h</b>	<b>Session</b>
17	Igor Fraga	BRA	DR Formula	PRT		231.7	Qualifying - 1
64	Olli Caldwell	GBR	Prema Powerteam	ITA	R	230.7	Free Practice - 1
2	Frederik Vesti	DNK	Prema Powerteam	ITA	R	229.2	Free Practice - 1
10	Konsta Lappalainen	FIN	Kic Motorsport	FIN	R	229.2	Free Practice - 1
46	Isac Blomqvist	SWE	Kic Motorsport	FIN	R	229.2	Qualifying - 1
28	Marcos Siebert	ARG	US Racing	DEU		229.2	Qualifying - 1
27	David Schumacher	DEU	US Racing	DEU	R	228.8	Free Practice - 1
15	Matteo Nannini	ITA	Corbetta C. alias Sc. DF	ITA	R	228.8	Free Practice - 1
74	Enzo Fittipaldi	BRA	Prema Powerteam	ITA	R	228.8	Free Practice - 1
25	Alexandre Bardinon	FRA	Van Amersfoort Racing	FRA	R	228.3	Free Practice - 2
41	Raul Guzman	MEX	DR Formula	PRT	R	227.8	Free Practice - 1
99	Sophia Flörsch	DEU	Van Amersfoort Racing	NDL		227.8	Free Practice - 1
95	Tom Beckhäuser	CZE	Technorace A.S.D	ITA	R	226.4	Free Practice - 2
7	Sharon Scolari	CHE	Scorace Team	CHE		225.9	Free Practice - 2



**Red Bull Ring**  
**Formula Regional European Char**  
**Qualifying - 1**  
**Pit Stop Analysis**



**2** Frederik Vesti R Prema Powerteam  
 F3 Tatuus 318 A.R.

Nr.	In Day Time	In Time	Out Time	Pit Time	T. Pit Time	Handicap	Penalty
1	10:35:14.392	10:35:14.392	10:40:09.070	4:54.678	4:54.678		

**7** Sharon Scolari Scorage Team  
 F3 Tatuus 318 A.R.

Nr.	In Day Time	In Time	Out Time	Pit Time	T. Pit Time	Handicap	Penalty
1	10:34:22.536	10:34:22.536	10:40:30.566	6:08.030	6:08.030		

**10** Konsta Lappalainen R Kic Motorsport  
 F3 Tatuus 318 A.R.

Nr.	In Day Time	In Time	Out Time	Pit Time	T. Pit Time	Handicap	Penalty
1	10:38:52.933	10:38:52.933	10:40:26.159	1:33.226	1:33.226		

**15** Matteo Nannini R Corbetta C. alias Sc. DF  
 F3 Tatuus 318 A.R.

Nr.	In Day Time	In Time	Out Time	Pit Time	T. Pit Time	Handicap	Penalty
1	10:35:39.726	10:35:39.726	10:40:12.444	4:32.718	4:32.718		

**17** Igor Fraga DR Formula  
 F3 Tatuus 318 A.R.

Nr.	In Day Time	In Time	Out Time	Pit Time	T. Pit Time	Handicap	Penalty
1	10:35:20.200	10:35:20.200	10:40:53.228	5:33.028	5:33.028		

**25** Alexandre Bardinon R Van Amersfoort Racing  
 F3 Tatuus 318 A.R.

Nr.	In Day Time	In Time	Out Time	Pit Time	T. Pit Time	Handicap	Penalty
1	10:39:47.567	10:39:47.567	10:40:57.466	1:09.899	1:09.899		

**27** David Schumacher R US Racing  
 F3 Tatuus 318 A.R.

Nr.	In Day Time	In Time	Out Time	Pit Time	T. Pit Time	Handicap	Penalty
1	10:34:04.636	10:34:04.636	10:40:19.722	6:15.086	6:15.086		

**28** Marcos Siebert US Racing  
 F3 Tatuus 318 A.R.

Nr.	In Day Time	In Time	Out Time	Pit Time	T. Pit Time	Handicap	Penalty
1	10:34:00.699	10:34:00.699	10:40:23.775	6:23.076	6:23.076		

**41** Raul Guzman R DR Formula  
 F3 Tatuus 318 A.R.

Nr.	In Day Time	In Time	Out Time	Pit Time	T. Pit Time	Handicap	Penalty
1	10:35:17.764	10:35:17.764	10:40:03.545	4:45.781	4:45.781		

**46** Isac Blomqvist R Kic Motorsport  
 F3 Tatuus 318 A.R.

Nr.	In Day Time	In Time	Out Time	Pit Time	T. Pit Time	Handicap	Penalty
1	10:36:05.013	10:36:05.013	10:40:25.045	4:20.032	4:20.032		

**64** Olli Caldwell R Prema Powerteam  
 F3 Tatuus 318 A.R.

Nr.	In Day Time	In Time	Out Time	Pit Time	T. Pit Time	Handicap	Penalty
1	10:35:29.062	10:35:29.062	10:40:05.945	4:36.883	4:36.883		

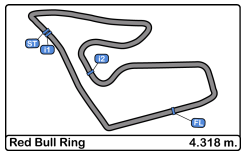
**74** Enzo Fittipaldi R Prema Powerteam  
 F3 Tatuus 318 A.R.

Nr.	In Day Time	In Time	Out Time	Pit Time	T. Pit Time	Handicap	Penalty
1	10:35:43.246	10:35:43.246	10:40:10.330	4:27.084	4:27.084		

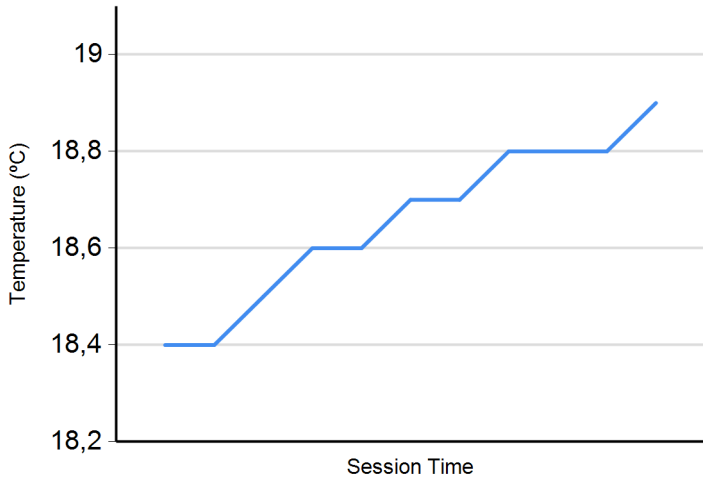
**95** Tom Beckhäuser R Technorace A.S.D.  
 F3 Tatuus 318 A.R.

Nr.	In Day Time	In Time	Out Time	Pit Time	T. Pit Time	Handicap	Penalty
1	10:34:08.816	10:34:08.816	10:39:59.136	5:50.320	5:50.320		

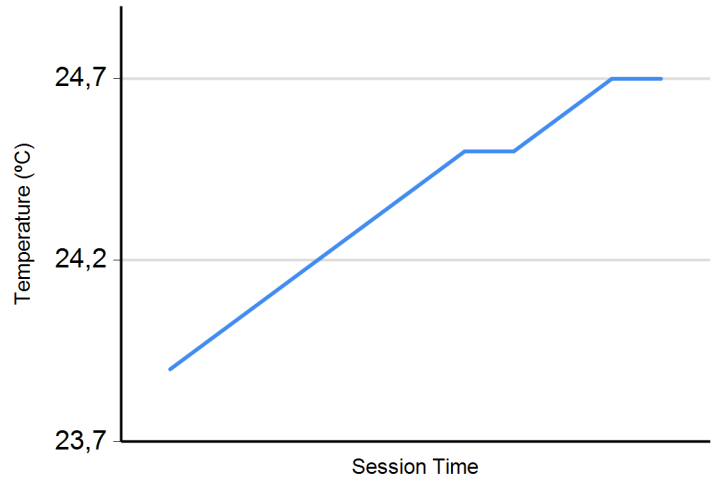




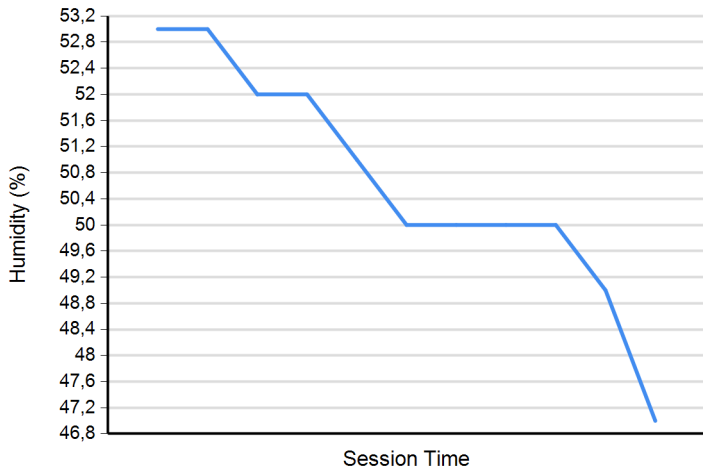
**Air Temperature**



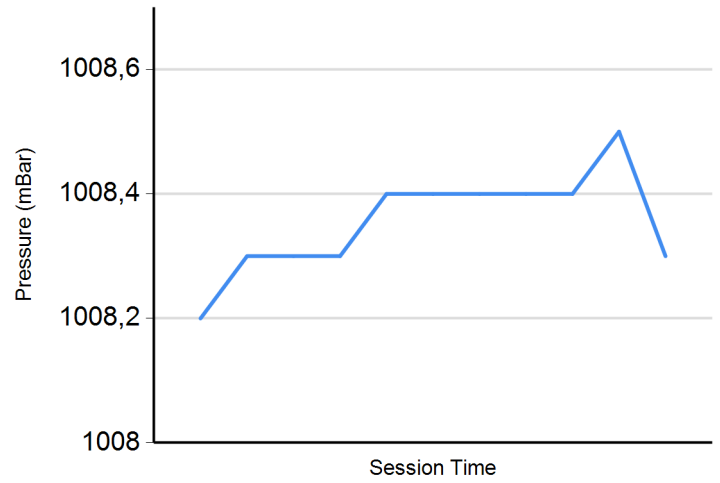
**Track Temperature**



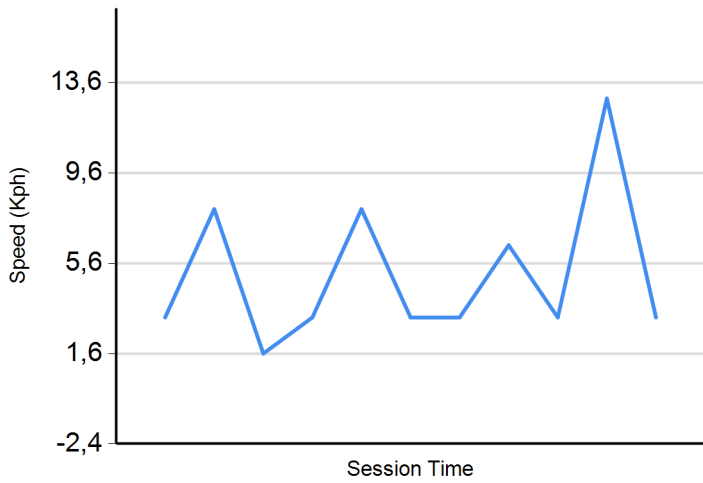
**Humidity**



**Pressure**



**Wind Speed**



**Wind direction**

North = 0°/360° Est = 90° South = 180° West = 270°

