

Red Bull Ring
Formula Regional European Char
Qualifying - 2
Provisional Results



Cls	Nº	Driver	Nat	Competitor	Nat		Laps	Best	Time	Gap	Interval	Km/h
1	2	Frederik Vesti	DNK	Prema Powerteam	ITA	R	1	10	5	1:25.600		181.5
2	17	Igor Fraga	BRA	DR Formula	PRT			10	9	1:25.834	0.234	181.1
3	74	Enzo Fittipaldi	BRA	Prema Powerteam	ITA	R	2	11	5	1:25.964	0.364	180.8
4	27	David Schumacher	DEU	US Racing	DEU	R	3	6	5	1:26.111	0.511	180.5
5	15	Matteo Nannini	ITA	Corbetta C. alias Sc. DF	ITA	R	4	11	6	1:26.126	0.526	180.4
6	64	Olli Caldwell	GBR	Prema Powerteam	ITA	R	5	11	8	1:26.202	0.602	180.3
7	28	Marcos Siebert	ARG	US Racing	DEU			8	4	1:26.222	0.622	180.2
8	41	Raul Guzman	MEX	DR Formula	PRT	R	6	9	7	1:26.262	0.662	180.2
9	46	Isac Blomqvist	SWE	Kic Motorsport	FIN	R	7	11	9	1:26.293	0.693	180.1
10	95	Tom Beckhäuser	CZE	Technorace A.S.D	ITA	R	8	10	9	1:26.429	0.829	179.8
11	10	Konsta Lappalainen	FIN	Kic Motorsport	FIN	R	9	10	5	1:26.678	1.078	179.3
12	25	Alexandre Bardinon	FRA	Van Amersfoort Racing	FRA	R	10	10	9	1:27.410	1.810	177.8
13	7	Sharon Scolari	CHE	Scorace Team	CHE			8	5	1:30.280	4.680	172.1

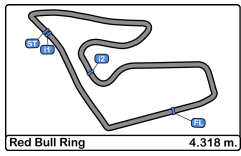
CAR 2 LAST LAP TIME DELETED (1:25:662) TRACK LIMITS T1

Published at:.....

Track Temp: **26.2 °C** Air Temp: **19.3 °C** Humidity: **47 %** Track Status: **WET**

Stewards:	Race Director:	Timekeeper: 
------------------	-----------------------	---






Red Bull Ring
Formula Regional European Char
Qualifying - 2
Provisional Results by Class



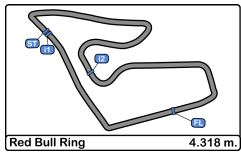
Cls	Nº	Driver	Nat	Competitor	Nat	Laps	Best	Time	Gap	Interval	Km/h	
1	17	Igor Fraga	BRA	DR Formula	PRT	10	9	1:25.834			181.1	
2	28	Marcos Siebert	ARG	US Racing	DEU	8	4	1:26.222	0.388	0.388	180.2	
3	7	Sharon Scolari	CHE	Scorace Team	CHE	8	5	1:30.280	4.446	4.058	172.1	
Rookie												
1	2	Frederik Vesti	DNK	Prema Powerteam	ITA	R	10	5	1:25.600		181.5	
2	74	Enzo Fittipaldi	BRA	Prema Powerteam	ITA	R	11	5	1:25.964	0.364	0.364	180.8
3	27	David Schumacher	DEU	US Racing	DEU	R	6	5	1:26.111	0.511	0.147	180.5
4	15	Matteo Nannini	ITA	Corbetta C. alias Sc. DF	ITA	R	11	6	1:26.126	0.526	0.015	180.4
5	64	Olli Caldwell	GBR	Prema Powerteam	ITA	R	11	8	1:26.202	0.602	0.076	180.3
6	41	Raul Guzman	MEX	DR Formula	PRT	R	9	7	1:26.262	0.662	0.060	180.2
7	46	Isac Blomqvist	SWE	Kic Motorsport	FIN	R	11	9	1:26.293	0.693	0.031	180.1
8	95	Tom Beckhäuser	CZE	Technorace A.S.D	ITA	R	10	9	1:26.429	0.829	0.136	179.8
9	10	Konsta Lappalainen	FIN	Kic Motorsport	FIN	R	10	5	1:26.678	1.078	0.249	179.3
10	25	Alexandre Bardion	FRA	Van Amersfoort Racing	FRA	R	10	9	1:27.410	1.810	0.732	177.8

Published at:.....

Track Temp: **26.2 °C** Air Temp: **19.3 °C** Humidity: **47 %** Track **WET**

Stewards:	Race Director:	Timekeeper: 
------------------	-----------------------	---





Red Bull Ring
Formula Regional European Char
Qualifying - 2
Provisional 2 Fastest Lap Results



Cls	Nº	Driver	Nat	Competitor	Nat		Laps	Best	Time	Gap	Interval	Km/h	
1	2	Frederik Vesti	DNK	Prema Powerteam	ITA	R	1	10	8	1:25.706		181.5	
2	17	Igor Fraga	BRA	DR Formula	PRT			10	8	1:25.856	0.150	0.150	181.1
3	74	Enzo Fittipaldi	BRA	Prema Powerteam	ITA	R	2	11	10	1:25.978	0.272	0.122	180.8
4	15	Matteo Nannini	ITA	Corbetta C. alias Sc. DF	ITA	R	3	11	10	1:26.176	0.470	0.198	180.4
5	64	Olli Caldwell	GBR	Prema Powerteam	ITA	R	4	11	9	1:26.294	0.588	0.118	180.3
6	46	Isac Blomqvist	SWE	Kic Motorsport	FIN	R	5	11	10	1:26.318	0.612	0.024	180.1
7	28	Marcos Siebert	ARG	US Racing	DEU			8	7	1:26.358	0.652	0.040	180.2
8	41	Raul Guzman	MEX	DR Formula	PRT	R	6	9	8	1:26.370	0.664	0.012	180.2
9	27	David Schumacher	DEU	US Racing	DEU	R	7	6	4	1:26.451	0.745	0.081	180.5
10	95	Tom Beckhäuser	CZE	Technorace A.S.D	ITA	R	8	10	4	1:26.785	1.079	0.334	179.8
11	10	Konsta Lappalainen	FIN	Kic Motorsport	FIN	R	9	10	4	1:27.038	1.332	0.253	179.3
12	25	Alexandre Bardinon	FRA	Van Amersfoort Racing	FRA	R	10	10	8	1:27.602	1.896	0.564	177.8
13	7	Sharon Scolari	CHE	Scorace Team	CHE			8	7	1:30.301	4.595	2.699	172.1

CAR 2 LAST LAP TIME DELETED (1:25:662) TRACK LIMITS T1

Published at:.....

Track Temp: **26.2 °C** Air Temp: **19.3 °C** Humidity: **47 %** Track Status: **WET**

Stewards:

Race Director:

Timekeeper:





Red Bull Ring
Formula Regional European Char
Qualifying - 2
Lap Analysis



2 Frederik Vesti F3 Tatuus 318 A.R. **17**
 R Prema Powerteam

Igor Fraga F3 Tatuus 318 A.R.
 DR Formula

Lap	D	Time	Sector 1	Sector 2	Sector 3	T. Spd	Elapsed	Lap	D	Time	Sector 1	Sector 2	Sector 3	T. Spd	Elapsed
1		11:04:45.476	11:03:34.715	43.540	27.221	188.1	11:04:45.476	1		11:03:22.082	11:02:07.872	44.598	29.612	179.7	11:03:22.082
2		1:38.307	22.928	48.182	27.197	220.8	11:06:23.783	2		1:36.984	26.559	42.212	28.213	187.8	11:04:59.066
3		1:26.018	22.100	38.412	25.506	225.9	11:07:49.801	3		1:31.641	22.055	40.673	28.913	229.7	11:06:30.707
4		1:25.842	21.959	38.338	25.545	227.3	11:09:15.643	4		1:26.090	22.015	38.326	25.749	226.8	11:07:56.797
5		1:25.600	21.870	38.292	25.438	227.3	11:10:41.243	5		1:29.841	21.975	40.182	27.684	226.8	11:09:26.638
6		1:25.662	21.791	38.289	25.582	228.3	11:12:06.905	6		1:26.304	21.934	38.535	25.835	231.7	11:10:52.942
7		1:32.370	21.895	44.118	26.357	228.3	11:13:39.275	7		1:25.997	21.883	38.313	25.801	229.2	11:12:18.939
8		1:25.706	21.891	38.267	25.548	228.3	11:15:04.981	8		1:25.856	21.933	38.221	25.702	228.3	11:13:44.795
9		1:25.841	21.883	38.300	25.658	230.2	11:16:30.822	9		1:25.834	21.814	38.195	25.825	228.8	11:15:10.629
10		2:07.459 P	25.817	52.257	49.385	156.2	11:18:38.281	10		2:03.600 P	29.173	52.590	41.837	119.2	11:17:14.229

7 Sharon Scolari F3 Tatuus 318 A.R. **25**
 R Scorse Team

Alexandre Bardion F3 Tatuus 318 A.R.
 Van Amersfoort Racing

Lap	D	Time	Sector 1	Sector 2	Sector 3	T. Spd	Elapsed	Lap	D	Time	Sector 1	Sector 2	Sector 3	T. Spd	Elapsed
1		11:03:58.946	11:02:45.429	42.827	30.690	219.9	11:03:58.946	1		11:03:39.157	11:02:25.708	43.392	30.057	180.0	11:03:39.157
2		1:33.522	23.685	41.508	28.329	220.4	11:05:32.468	2		1:34.767	24.297	43.036	27.434	219.9	11:05:13.924
3		1:32.011	23.215	40.636	28.160	224.5	11:07:04.479	3		1:28.693	22.814	39.598	26.281	223.1	11:06:42.617
4		1:30.779	22.952	40.133	27.694	224.5	11:08:35.258	4		1:27.951	22.628	39.118	26.205	222.6	11:08:10.568
5		1:30.280	22.916	39.795	27.569	225.0	11:10:05.538	5		1:27.738	22.446	39.100	26.192	223.6	11:09:38.306
6		1:30.505	22.889	39.868	27.748	225.0	11:11:36.043	6		1:44.121	25.396	49.736	28.989	161.9	11:11:22.427
7		1:30.301	22.812	39.764	27.725	224.5	11:13:06.344	7		1:27.989	22.662	39.026	26.301	222.2	11:12:50.416
8		1:52.034 P	23.117	44.198	44.719	225.0	11:14:58.378	8		1:27.602	22.425	39.110	26.067	224.5	11:14:18.018

10 Konsta Lappalainen F3 Tatuus 318 A.R.
 R Kic Motorsport

David Schumacher F3 Tatuus 318 A.R.
 R US Racing

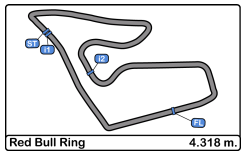
Lap	D	Time	Sector 1	Sector 2	Sector 3	T. Spd	Elapsed	Lap	D	Time	Sector 1	Sector 2	Sector 3	T. Spd	Elapsed
1		11:03:34.106	11:02:19.986	45.381	28.739	158.8	11:03:34.106	1		11:04:28.229	11:03:18.787	41.941	27.501	215.1	11:04:28.229
2		1:34.617	23.813	43.935	26.869	212.1	11:05:08.723	2		1:29.658	23.710	39.975	25.973	217.7	11:05:57.887
3		1:29.510	22.650	39.586	27.274	225.4	11:06:38.233	3		1:26.745	22.226	38.754	25.765	226.4	11:07:24.632
4		1:27.038	22.230	38.806	26.002	225.9	11:08:05.271	4		1:26.451	22.033	38.642	25.776	225.9	11:08:51.083
5		1:26.678	22.095	38.711	25.872	226.8	11:09:31.949	5		1:26.111	21.974	38.567	25.570	225.9	11:10:17.194
6		1:29.666	22.100	38.644	28.922	227.3	11:11:01.615	6		2:21.932 P	32.017	1:02.365	47.550	102.7	11:12:39.126
7		1:30.891	24.131	40.532	26.228	222.6	11:12:32.506								
8		1:27.863	22.222	39.195	26.446	226.4	11:14:00.369								
9		1:27.747	22.583	38.847	26.317	225.0	11:15:28.116								
10		1:50.068 P	22.245	45.186	42.637	227.8	11:17:18.184								

15 Matteo Nannini F3 Tatuus 318 A.R.
 R Corbetta C. alias Sc. DF

Marcos Siebert F3 Tatuus 318 A.R.
 US Racing

Lap	D	Time	Sector 1	Sector 2	Sector 3	T. Spd	Elapsed	Lap	D	Time	Sector 1	Sector 2	Sector 3	T. Spd	Elapsed
1		11:03:14.739	11:02:03.891	42.888	27.960	202.6	11:03:14.739	1		11:04:33.987	11:03:26.867	40.672	26.448	213.4	11:04:33.987
2		1:33.694	23.376	42.760	27.558	214.2	11:04:48.433	2		1:29.403	23.296	39.970	26.137	214.7	11:06:03.390
3		1:28.655	22.258	40.073	26.324	225.9	11:06:17.088	3		1:26.406	22.107	38.588	25.711	225.9	11:07:29.796
4		1:26.503	22.087	38.561	25.855	225.9	11:07:43.591	4		1:26.222	21.970	38.564	25.688	225.9	11:08:56.018
5		1:26.292	21.977	38.425	25.890	226.8	11:09:09.883	5		1:31.946	22.117	43.334	26.495	226.4	11:10:27.964
6		1:26.126	21.947	38.341	25.838	227.3	11:10:36.009	6		1:26.395	22.097	38.572	25.726	226.4	11:11:54.359
7		1:33.750	21.964	40.670	31.116	226.8	11:12:09.759	7		1:26.358	22.127	38.500	25.731	225.0	11:13:20.717
8		1:26.545	21.971	38.597	25.977	227.3	11:13:36.304	8		1:47.245 P	23.362	43.796	40.087	193.5	11:15:07.962
9		1:26.359	22.009	38.439	25.911	227.8	11:15:02.663								
10		1:26.176	21.979	38.316	25.881	228.3	11:16:28.839								
11		2:07.033 P	26.248	52.778	48.007	157.4	11:18:35.872								





Red Bull Ring
Formula Regional European Char
Qualifying - 2
Lap Analysis



41 Raul Guzman F3 Tatuus 318 A.R. **95** Tom Beckhäuser F3 Tatuus 318 A.R.
 R DR Formula R Technorace A.S.D

Lap	D	Time	Sector 1	Sector 2	Sector 3	T. Spd	Elapsed	Lap	D	Time	Sector 1	Sector 2	Sector 3	T. Spd	Elapsed
1		11:04:38.686	11:03:28.025	42.822	27.839	193.5	11:04:38.686	1		11:04:49.806	11:03:39.046	42.878	27.882	194.2	11:04:49.806
2		1:30.644	23.282	40.684	26.678	220.4	11:06:09.330	2		1:35.052	22.778	45.163	27.111	222.2	11:06:24.858
3		1:26.751	22.263	38.724	25.764	224.5	11:07:36.081	3		1:27.257	22.421	39.053	25.783	226.4	11:07:52.115
4		1:26.536	22.077	38.635	25.824	225.4	11:09:02.617	4		1:26.785	22.250	38.706	25.829	226.4	11:09:18.900
5		1:34.897	22.067	46.726	26.104	225.4	11:10:37.514	5		1:27.319	22.533	38.696	26.090	226.4	11:10:46.219
6		1:26.465	22.033	38.526	25.906	225.9	11:12:03.979	6		1:26.954	22.201	38.994	25.759	225.4	11:12:13.173
7		1:26.262	22.052	38.450	25.760	225.4	11:13:30.241	7		1:26.928	22.148	38.788	25.992	225.9	11:13:40.101
8		1:26.370	22.018	38.576	25.776	226.4	11:14:56.611	8		1:26.823	22.319	38.741	25.763	227.3	11:15:06.924
9		1:40.052 P	22.039	40.686	37.327	227.8	11:16:36.663	9		1:26.429	22.142	38.587	25.700	228.8	11:16:33.353

46 Isac Blomqvist F3 Tatuus 318 A.R. **10** Kic Motorsport
 R Kic Motorsport

Lap	D	Time	Sector 1	Sector 2	Sector 3	T. Spd	Elapsed
1		11:03:32.787	11:02:18.879	45.040	28.868	182.7	11:03:32.787
2		1:34.945	23.889	43.675	27.381	215.1	11:05:07.732
3		1:28.746	22.751	39.102	26.893	226.8	11:06:36.478
4		1:26.884	22.139	38.878	25.867	227.3	11:08:03.362
5		1:26.479	22.057	38.499	25.923	227.8	11:09:29.841
6		1:29.746	22.048	38.573	29.125	227.3	11:10:59.587
7		1:30.177	23.798	39.515	26.864	222.6	11:12:29.764
8		1:26.476	22.066	38.567	25.843	227.3	11:13:56.240
9		1:26.293	22.114	38.348	25.831	227.8	11:15:22.533
10		1:26.318	22.066	38.457	25.795	228.3	11:16:48.851
11		2:27.216 P	32.734	58.223	56.259	120.5	11:19:16.067

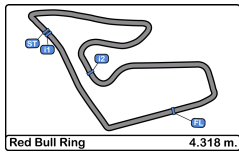
64 Olli Caldwell F3 Tatuus 318 A.R.
 R Prema Powerteam

Lap	D	Time	Sector 1	Sector 2	Sector 3	T. Spd	Elapsed
1		11:03:23.786	11:02:09.735	44.587	29.464	208.4	11:03:23.786
2		1:34.390	24.078	41.961	28.351	218.1	11:04:58.176
3		1:34.848	22.480	42.296	30.072	222.6	11:06:33.024
4		1:26.485	22.161	38.624	25.700	224.0	11:07:59.509
5		1:26.466	22.059	38.616	25.791	225.4	11:09:25.975
6		1:26.341	22.042	38.551	25.748	224.5	11:10:52.316
7		1:33.563	25.373	42.073	26.117	173.3	11:12:25.879
8		1:26.202	22.018	38.520	25.664	224.0	11:13:52.081
9		1:26.294	22.078	38.460	25.756	225.9	11:15:18.375
10		1:26.414	22.098	38.572	25.744	225.4	11:16:44.789
11		2:01.211 P	24.857	53.259	43.095	153.8	11:18:46.000

74 Enzo Fittipaldi F3 Tatuus 318 A.R.
 R Prema Powerteam

Lap	D	Time	Sector 1	Sector 2	Sector 3	T. Spd	Elapsed
1		11:03:30.823	11:02:16.774	44.692	29.357	200.3	11:03:30.823
2		1:35.694	23.822	44.297	27.575	225.0	11:05:06.517
3		1:28.988	22.496	39.407	27.085	226.4	11:06:35.505
4		1:26.063	21.963	38.508	25.592	227.3	11:08:01.568
5		1:25.964	21.896	38.536	25.532	228.3	11:09:27.532
6		1:37.464	23.044	48.454	25.966	150.0	11:11:04.996
7		1:26.083	22.005	38.377	25.701	228.8	11:12:31.079
8		1:25.990	21.878	38.402	25.710	230.2	11:13:57.069
9		1:28.648	21.826	40.942	25.880	231.2	11:15:25.717
10		1:25.978	21.992	38.385	25.601	229.7	11:16:51.695
11		1:51.879 P	22.475	45.932	43.472	208.0	11:18:43.574



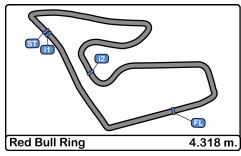


Red Bull Ring
Formula Regional European Char
Qualifying - 2
Best Sectors Results



Sector - 1				Sector - 2				Sector - 3				Ideal Lap vs Best Lap			
Clas	Nº	Driver	Time	Nº	Driver	Time	Nº	Driver	Time	Clas	Nº	Driver	Ideal Lap	Best Lap	Clas
1	2	Frederik Vesti	21.791	17	Igor Fraga	38.195	2	Frederik Vesti	25.438	1	2	Frederik Vesti	1:25.496	1:25.600	1
2	17	Igor Fraga	21.814	2	Frederik Vesti	38.267	74	Enzo Fittipaldi	25.532	2	17	Igor Fraga	1:25.711	1:25.834	2
3	74	Enzo Fittipaldi	21.826	15	Matteo Nannini	38.316	27	David Schumacher	25.570	3	74	Enzo Fittipaldi	1:25.735	1:25.964	3
4	15	Matteo Nannini	21.947	46	Isac Blomqvist	38.348	64	Olli Caldwell	25.664	4	15	Matteo Nannini	1:26.101	1:26.126	5
5	28	Marcos Siebert	21.970	74	Enzo Fittipaldi	38.377	28	Marcos Siebert	25.688	5	27	David Schumacher	1:26.111	1:26.111	4
6	27	David Schumacher	21.974	41	Raul Guzman	38.450	95	Tom Beckhäuser	25.700	6	64	Olli Caldwell	1:26.142	1:26.202	6
7	64	Olli Caldwell	22.018	64	Olli Caldwell	38.460	17	Igor Fraga	25.702	7	28	Marcos Siebert	1:26.158	1:26.222	7
8	41	Raul Guzman	22.018	28	Marcos Siebert	38.500	41	Raul Guzman	25.760	8	46	Isac Blomqvist	1:26.191	1:26.293	9
9	46	Isac Blomqvist	22.048	27	David Schumacher	38.567	46	Isac Blomqvist	25.795	9	41	Raul Guzman	1:26.228	1:26.262	8
10	10	Konsta Lappalainen	22.095	95	Tom Beckhäuser	38.587	15	Matteo Nannini	25.838	10	95	Tom Beckhäuser	1:26.429	1:26.429	10
11	95	Tom Beckhäuser	22.142	10	Konsta Lappalainen	38.644	10	Konsta Lappalainen	25.872	11	10	Konsta Lappalainen	1:26.611	1:26.678	11
12	25	Alexandre Bardinon	22.297	25	Alexandre Bardinon	39.026	25	Alexandre Bardinon	26.067	12	25	Alexandre Bardinon	1:27.390	1:27.410	12
13	7	Sharon Scolari	22.812	7	Sharon Scolari	39.764	7	Sharon Scolari	27.569	13	7	Sharon Scolari	1:30.145	1:30.280	13



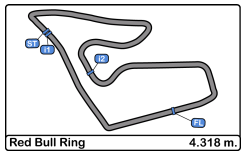


Red Bull Ring
Formula Regional European Char
Qualifying - 2
Best 5 Lap Times



Cls	Nº	Driver	Nat	Competitor	Nat			Best 1		Best 2		Best 3		Best 4		Best 5	
								Time	Lap	Time	Lap	Time	Lap	Time	Lap	Time	Lap
1	2	Frederik Vesti	DNK	Prema Powerteam	ITA	R	1	1:25.600	5	1:25.706	8	1:25.841	9	1:25.842	4	1:26.018	3
2	17	Igor Fraga	BRA	DR Formula	PRT			1:25.834	9	1:25.856	8	1:25.997	7	1:26.090	4	1:26.304	6
3	74	Enzo Fittipaldi	BRA	Prema Powerteam	ITA	R	2	1:25.964	5	1:25.978	10	1:25.990	8	1:26.063	4	1:26.083	7
4	27	David Schumacher	DEU	US Racing	DEU	R	3	1:26.111	5	1:26.451	4	1:26.745	3	1:29.658	2	2:21.932	6
5	15	Matteo Nannini	ITA	Corbetta C. alias Sc. DF	ITA	R	4	1:26.126	6	1:26.176	10	1:26.292	5	1:26.359	9	1:26.503	4
6	64	Olli Caldwell	GBR	Prema Powerteam	ITA	R	5	1:26.202	8	1:26.294	9	1:26.341	6	1:26.414	10	1:26.466	5
7	28	Marcos Siebert	ARG	US Racing	DEU			1:26.222	4	1:26.358	7	1:26.395	6	1:26.406	3	1:29.403	2
8	41	Raul Guzman	MEX	DR Formula	PRT	R	6	1:26.262	7	1:26.370	8	1:26.465	6	1:26.536	4	1:26.751	3
9	46	Isac Blomqvist	SW	Kic Motorsport	FIN	R	7	1:26.293	9	1:26.318	10	1:26.476	8	1:26.479	5	1:26.884	4
10	95	Tom Beckhäuser	CZE	Technorace A.S.D	ITA	R	8	1:26.429	9	1:26.785	4	1:26.823	8	1:26.928	7	1:26.954	6
11	10	Konsta Lappalainen	FIN	Kic Motorsport	FIN	R	9	1:26.678	5	1:27.038	4	1:27.747	9	1:27.863	8	1:29.510	3
12	25	Alexandre Bardinon	FRA	Van Amersfoort Racing	FRA	R	10	1:27.410	9	1:27.602	8	1:27.738	5	1:27.951	4	1:27.989	7
13	7	Sharon Scolari	CHE	Scorace Team	CHE			1:30.280	5	1:30.301	7	1:30.505	6	1:30.779	4	1:32.011	3



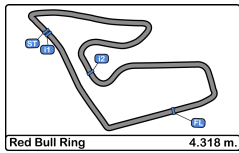


Red Bull Ring
Formula Regional European Char
Qualifying - 2
Best 5 Top Speeds



Cls	Nº	Driver	Nat	Competitor	Nat	Top 1		Top 2		Top 3		Top 4		Top 5		Avg		
						Km/h	Lap	Km/h	Lap	Km/h	Lap	Km/h	Lap	Km/h	Lap			
1	17	Igor Fraga	BRA	DR Formula	PRT	231.7	6	229.7	3	229.2	7	228.8	9	228.3	8	229.5		
2	74	Enzo Fittipaldi	BRA	Prema Powerteam	ITA	R	1	231.2	9	230.2	8	229.7	10	228.8	7	228.3	5	229.6
3	2	Frederik Vesti	DNK	Prema Powerteam	ITA	R	2	230.2	9	228.3	6	228.3	7	228.3	8	227.3	4	228.5
4	95	Tom Beckhäuser	CZE	Technorace A.S.D	ITA	R	3	228.8	9	227.3	8	226.4	3	226.4	4	226.4	5	227.0
5	15	Matteo Nannini	ITA	Corbetta C. alias Sc. DF	ITA	R	4	228.3	10	227.8	9	227.3	6	227.3	8	226.8	5	227.5
6	46	Isac Blomqvist	SW	Kic Motorsport	FIN	R	5	228.3	10	227.8	5	227.8	9	227.3	4	227.3	6	227.7
7	10	Konsta Lappalainen	FIN	Kic Motorsport	FIN	R	6	227.8	10	227.3	6	226.8	5	226.4	8	225.9	4	226.8
8	41	Raul Guzman	MEX	DR Formula	PRT	R	7	227.8	9	226.4	8	225.9	6	225.4	4	225.4	5	226.2
9	27	David Schumacher	DEU	US Racing	DEU	R	8	226.4	3	225.9	4	225.9	5	217.7	2	215.1	1	222.2
10	28	Marcos Siebert	ARG	US Racing	DEU			226.4	5	226.4	6	225.9	3	225.9	4	225.0	7	225.9
11	64	Olli Caldwell	GBR	Prema Powerteam	ITA	R	9	225.9	9	225.4	5	225.4	10	224.5	6	224.0	4	225.0
12	25	Alexandre Bardinon	FRA	Van Amersfoort Racing	FRA	R	10	225.4	10	224.5	8	224.5	9	223.6	5	223.1	3	224.2
13	7	Sharon Scolari	CHE	Scorace Team	CHE			225.0	5	225.0	6	225.0	8	224.5	3	224.5	4	224.8

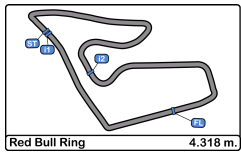




Red Bull Ring
Formula Regional European Char
Qualifying - 2
Fastest Laps Sequence



Lap	Time of Day	Session Time	Nº	Driver	Nat	Competitor	Nat		Time	Km/h
2	11:04:48.433	3:48.433	15	Matteo Nannini	ITA	Corbetta C. alias Sc. DF	ITA	R	1:33.694	165.9
2	11:05:32.468	4:32.468	7	Sharon Scolari	CHE	Scorace Team	CHE		1:33.522	166.2
2	11:05:57.887	4:57.887	27	David Schumacher	DEU	US Racing	DEU	R	1:29.658	173.3
2	11:06:03.390	5:03.390	28	Marcos Siebert	ARG	US Racing	DEU		1:29.403	173.8
3	11:06:17.088	5:17.088	15	Matteo Nannini	ITA	Corbetta C. alias Sc. DF	ITA	R	1:28.655	175.3
3	11:07:24.632	6:24.632	27	David Schumacher	DEU	US Racing	DEU	R	1:26.745	179.2
3	11:07:29.796	6:29.796	28	Marcos Siebert	ARG	US Racing	DEU		1:26.406	179.9
3	11:07:49.801	6:49.801	2	Frederik Vesti	DNK	Prema Powerteam	ITA	R	1:26.018	180.7
4	11:09:15.643	8:15.643	2	Frederik Vesti	DNK	Prema Powerteam	ITA	R	1:25.842	181.0
5	11:10:41.243	9:41.243	2	Frederik Vesti	DNK	Prema Powerteam	ITA	R	1:25.600	181.5

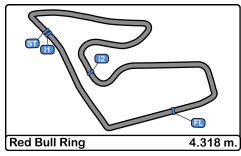


Red Bull Ring
Formula Regional European Char
Qualifying - 2



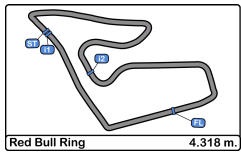
Event Best Maximum Speed

Nº	Driver	Nat	Competitor	Nat	Km/h	Session
17	Igor Fraga	BRA	DR Formula	PRT	231.7	Qualifying - 1
74	Enzo Fittipaldi	BRA	Prema Powerteam	ITA	R 231.2	Qualifying - 2
64	Olli Caldwell	GBR	Prema Powerteam	ITA	R 230.7	Free Practice - 1
2	Frederik Vesti	DNK	Prema Powerteam	ITA	R 230.2	Qualifying - 2
10	Konsta Lappalainen	FIN	Kic Motorsport	FIN	R 229.2	Free Practice - 1
46	Isac Blomqvist	SWE	Kic Motorsport	FIN	R 229.2	Qualifying - 1
28	Marcos Siebert	ARG	US Racing	DEU	229.2	Qualifying - 1
27	David Schumacher	DEU	US Racing	DEU	R 228.8	Free Practice - 1
15	Matteo Nannini	ITA	Corbeta C. alias Sc. DF	ITA	R 228.8	Free Practice - 1
95	Tom Beckhäuser	CZE	Technorace A.S.D	ITA	R 228.8	Qualifying - 2
25	Alexandre Bardinon	FRA	Van Amersfoort Racing	FRA	R 228.3	Free Practice - 2
41	Raul Guzman	MEX	DR Formula	PRT	R 227.8	Free Practice - 1
99	Sophia Flörsch	DEU	Van Amersfoort Racing	NDL	227.8	Free Practice - 1
7	Sharon Scolari	CHE	Scorace Team	CHE	225.9	Free Practice - 2

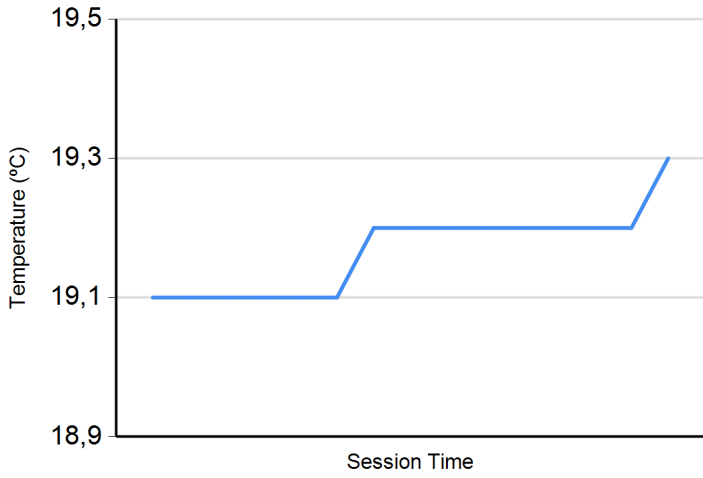


Red Bull Ring
Formula Regional European Char
Qualifying - 2
Pit Stop Analysis

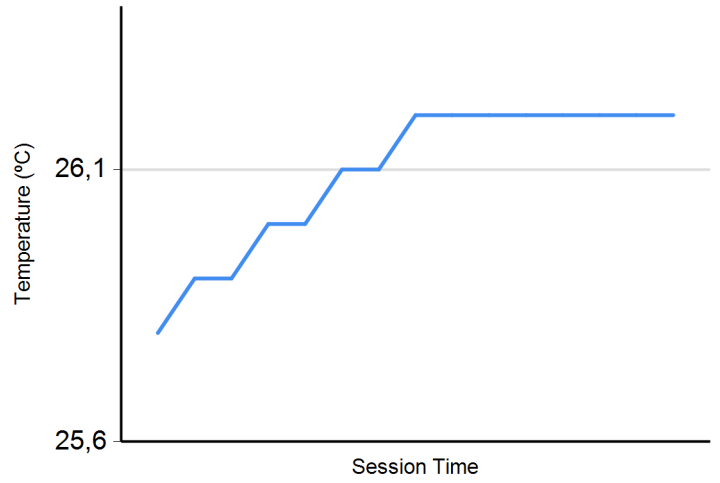




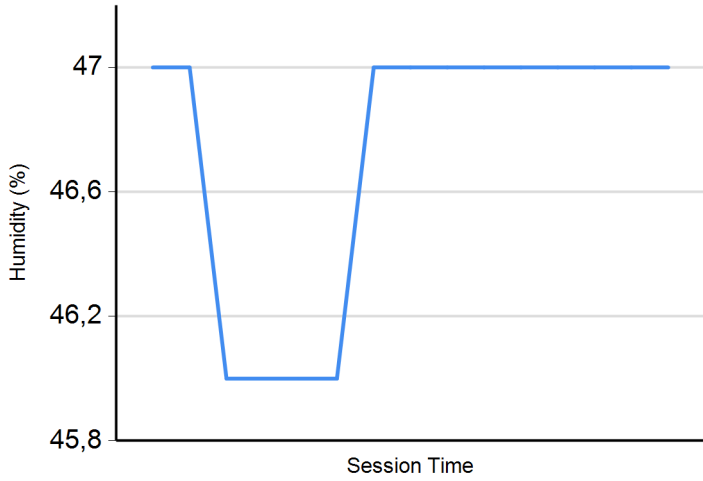
Air Temperature



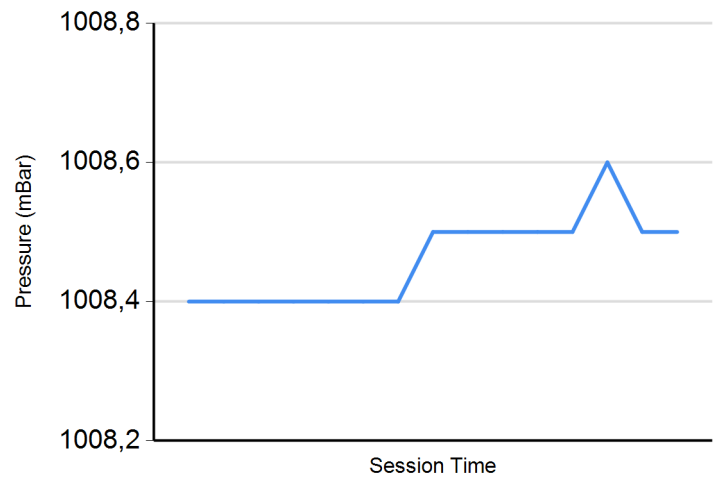
Track Temperature



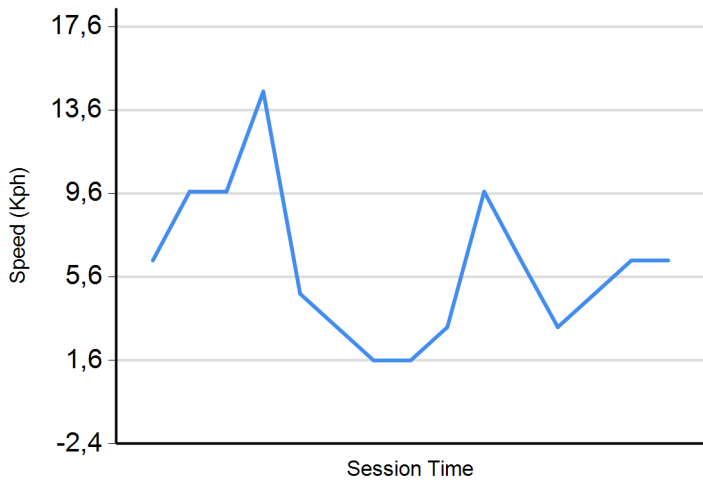
Humidity



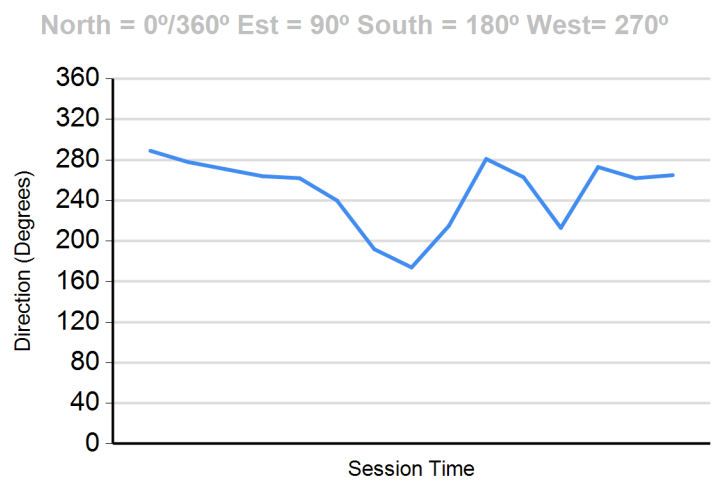
Pressure

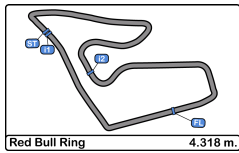


Wind Speed



Wind direction





Red Bull Ring
Formula Regional European Char
Qualifying 1 - 2
Provisional 2 Fastest Lap Results



Cls	N°	Driver	Nat	Competitor	Nat		Cls	Laps	Qualifying - 1	Qualifying - 2	Best	Gap	Interval	Km/h		
1	2	Frederik Vesti	DNK	Prema Powerteam	ITA	R	1	20	1:26.087	9	1:25.706	5	1:25.706		181.3	
2	17	Igor Fraga	BRA	DR Formula	PRT			22	1:26.548	9	1:25.856	9	1:25.856	0.150	0.150	181.0
3	74	Enzo Fittipaldi	BRA	Prema Powerteam	ITA	R	2	23	1:26.406	9	1:25.978	5	1:25.978	0.272	0.122	180.7
4	15	Matteo Nannini	ITA	Corbetta C. alias Sc. DF	ITA	R	3	23	1:26.879	11	1:26.176	6	1:26.176	0.470	0.198	180.3
5	64	Olli Caldwell	GBR	Prema Powerteam	ITA	R	4	23	1:27.093	11	1:26.294	8	1:26.294	0.588	0.118	180.1
6	46	Isac Blomqvist	SW	Kic Motorsport	FIN	R	5	23	1:26.803	10	1:26.318	9	1:26.318	0.612	0.024	180.0
7	28	Marcos Siebert	ARG	US Racing	DEU			18	1:27.279	7	1:26.358	4	1:26.358	0.652	0.040	180.0
8	41	Raul Guzman	MEX	DR Formula	PRT	R	6	21	1:26.809	11	1:26.370	7	1:26.370	0.664	0.012	179.9
9	27	David Schumacher	DEU	US Racing	DEU	R	7	17	1:27.030	10	1:26.451	5	1:26.451	0.745	0.081	179.8
10	95	Tom Beckhäuser	CZE	Technorace A.S.D	ITA	R	8	21	1:27.399	10	1:26.785	9	1:26.785	1.079	0.334	179.1
11	10	Konsta Lappalainen	FIN	Kic Motorsport	FIN	R	9	22	1:27.241	10	1:27.038	5	1:27.038	1.332	0.253	178.5
12	25	Alexandre Bardion	FRA	Van Amersfoort Racing	FRA	R	10	20	1:28.015	9	1:27.602	9	1:27.602	1.896	0.564	177.4
13	7	Sharon Scolari	CHE	Scorace Team	CHE			16	1:33.260	7	1:30.301	5	1:30.301	4.595	2.699	172.1
Max. qual. time: 110% = 1:34.277																
99		Sophia Flörsch	DEU	Van Amersfoort Racing	NDL			1	9:46:39.0	1			17:46:39.	9999999	9999999	00.0

Published at:.....

Stewards:	Race Director:	Timekeeper: 
------------------	-----------------------	---

