

ACI Racing Weekend Mugello 01-04 Ottobre 2020

Camp. It. Gran Turismo Sprint - Results Race 2

Aut. Int. Mugello Auto 5.245 m

Laps 28 = 146,860 km - Avg 167,063 km/h - Race Time 52'44.652

No.	Driver 1 Entrant	Driver 2 Team	Car	Class	Laps	Time	Gap	Rel.	Fastest Lap
1	27 FERRARI Lorenzo (ITA) 1'50.610 AKM MOTORSPORT	SPINELLI Loris (ITA) AKM Motorsport	Mercedes AMG GT3	GT3-PRO	28	52'44.652		3	1'48.217
2	32 VENTURINI Giovanni (ITA) 1'50.509 IMPERIALE RACING	GALBIATI Kikko (ITA) Imperiale Racing	Lamborghini Huracan GT3	GT3-PRO	28	52'51.479	6.827	6.827	3 1'48.182
3	63 KROES Danny (NLD) 1'49.668 VINCENZO SOSPIRI RACING	PULCINI Leonardo (ITA) Vincenzo Sospiri Racing	Lamborghini Huracan GT3 EVO	GT3-PRO	28	52'51.942	7.290	0.463	3 1'47.911
4	71 ROVERA Alessio (ITA) AF CORSE	RODA Giorgio (ITA) 1'50.052 AF Corse	Ferrari 488 GT3	GT3-PRO	28	53'02.525	17.873	10.583	17 1'48.278
5	7 COMANDINI Stefano (ITA) 1'50.699 BMW TEAM ITALIA	ZUG Marius (DEU) BMW Team Italia	BMW M6 GT3	GT3-PRO	28	53'02.711	18.059	0.186	3 1'47.859
6	19 NEMOTO Yuki (JPN) 1'49.483 VINCENZO SOSPIRI RACING	TUJULA Tuomas (FIN) Vincenzo Sospiri Racing	Lamborghini Huracan GT3	GT3-PA	28	53'03.053	18.401	0.342	8 1'49.101
7	12 AGOSTINI Riccardo (ITA) 1'50.254 AUDI SPORT ITALIA	DRUDI Mattia (ITA) Audi Sport Italia	Audi R8 LMS	GT3-PRO	28	53'17.090	32.438	14.037	2 1'48.230
8	25 DI AMATO Daniele (ITA) RS RACING	VEZZONI Alessandro (ITA) 1'51.050 RS Racing	Ferrari 488	GT3-PA	28	53'41.480	56.828	24.390	14 1'49.820
9	21 MANN Simon (FRA) 1'53.590 AF CORSE	CRESSONI Matteo (ITA) AF Corse	Ferrari 488	GT3-PA	28	53'54.706	1'10.054	13.226	9 1'49.454
10	88 CAZZANIGA Riccardo (ITA) 1'52.055 LP RACING	MARCUCCI Lorenzo (ITA) LP Racing	Lamborghini Huracan GT3	GT3-PA	28	53'55.466	1'10.814	0.760	2 1'50.185
11	3 MICHELOTTO Mattia (ITA) EASY RACE	HUDSPETH Sean (ITA) 1'50.194 Easy Race	Ferrari 488	GT3-PA	28	54'08.213	1'23.561	12.747	26 1'49.452
12	91 CASSARÀ Marco (ITA) DINAMIC MOTORSPORT	DE GIACOMI Alex (ITA) 1'53.919 Dinamic Motorsport	Porsche 991 GT3	GT3-AM	27	53'41.455	1 Lap	1 Lap	14 1'52.152
13P	355 GRECO Matteo (ITA) EASY RACE	CHIESA Riccardo (CHE) 1'55.413 Easy Race	Ferrari 488 Challenge	GTC-PA	27	53'52.399	1 Lap	10.944	14 1'53.008
14	92 FADEL Habib (LIB) DINAMIC MOTORSPORT	Dinamic Motorsport	Porsche 991 GT3	GT3-AM	27	54'04.246	1 Lap	11.847	11 1'53.439
15	333 CRISTONI Gian Piero (ITA) 2'00.659 SR&R	DEMARCHI Luca (ITA) SR&R	Ferrari 488 Challenge	GTC-PA	26	53'17.463	2 Laps	1 Lap	3 1'55.338
16	215 RICCITELLI Simone (ITA) 1'58.806 BMW TEAM ITALIA	GUERRA Francesco (ITA) BMW Team Italia	BMW M4 GT4	GT4-PA	26	53'25.593	2 Laps	8.130	3 1'58.426
17	288 BELICCHI Andrea (ITA) 1'59.586 SCUDERIA VILLORBA CORSE	VULLO Simone Jody (ITA) Scuderia Villorba Corse	Mercedes AMG GT4	GT4-PA	26	53'35.648	2 Laps	10.055	6 1'59.205
18	227 DE LUCA Francesco (ITA) 2'01.593 NOVA RACE EVENTS	SEGÙ Luca (ITA) Nova Race Events	Mercedes AMG GT4	GT4-PA	26	53'41.519	2 Laps	5.871	2 1'57.900
19	250 PERA Riccardo (ITA) EBIMOTORS	GNEMMI Paolo (ITA) 2'00.907 Ebmotors	Porsche Cayman 718 GT4	GT4-PA	26	53'41.758	2 Laps	0.239	13 1'58.450
20	252 PICCIOLI Gianluigi (ITA) 2'01.883 EBIMOTORS	DE CASTRO Sabino Marco (ITA) Ebmotors	Porsche Cayman 718 GT4	GT4-PA	26	53'46.237	2 Laps	4.479	3 1'58.424
21	299 WEBSTER Daniel (AUS) CRAM MOTORSPORT	RIVA Giacomo (ITA) 2'00.951 CRAM Motorsport	Porsche Cayman 718 GT4	GT4-AM	26	53'58.630	2 Laps	12.393	14 1'59.035
22	251 ORLANDO DI GIUSTO Mattia (ITA) EBIMOTORS	DE AMICIS Alberto (ITA) 2'00.459 Ebmotors	Porsche Cayman	GT4-AM	26	54'07.559	2 Laps	8.929	24 1'59.541
23	271 MELONI Paolo (RSM) W&D RACING TEAM	W&D Racing Team	BMW M4 GT4	GT4-AM	26	54'15.680	2 Laps	8.121	11 2'00.227
24	277 MAGNONI Luca (ITA) NOVA RACE EVENTS	Nova Race Events	Mercedes AMG GT4	GT4-AM	26	54'44.249	2 Laps	28.569	2 2'00.746
----- Not Classified -----									
RET	322 SAUTO Vincenzo (ITA) 2'00.466 DUELL RACE	CARBONI Gianluca (ITA) Duell Race	Porsche 991 Cup	GTC-PA	18	36'43.378	10 Laps		2 1'54.053

Starting: 25 Classified: 24 Not Classified: 0 Retired: 1 Not Started: 0

Fastest Lap N. 3 No. 7 Stefano Comandini Time 1'47.859 Avg. 175,062 Km/h

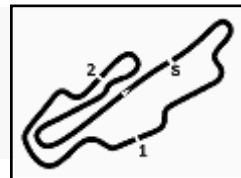
Entrant n. 355 (Easy Race) was penalized of 0,291 sec. for not respect driver's change time

Humidity:	71%	AIR	17°C
Condition:	WET	Temp:	16°C

Race Director : Alessandro Ferrari

Clerk of the Course : Antonio Canu

04/10/2020 Start 14:23 End 15:18



ACI Racing Weekend Mugello 01-04 Ottobre 2020
Camp. It. Gran Turismo Sprint - Results by Group Race 2

Aut. Int. Mugello Auto 5.245 m
1 / 2

Gruppo GT3

Laps 28 = 146,860 km - Avg 167,063 km/h - Race Time 52'44.652

No.	Driver 1 Entrant	Driver 2 Team	Car	Class	Laps	Time	Gap	Rel.	Fastest Lap
1	27 FERRARI Lorenzo (ITA) 1'50.610 AKM MOTORSPORT	SPINELLI Loris (ITA) AKM Motorsport	Mercedes AMG GT3	GT3-PRO	28	52'44.652		3	1'48.217
2	32 VENTURINI Giovanni (ITA) 1'50.509 IMPERIALE RACING	GALBIATI Kikko (ITA) Imperiale Racing	Lamborghini Huracan GT3	GT3-PRO	28	52'51.479	6.827	6.827	3 1'48.182
3	63 KROES Danny (NLD) 1'49.668 VINCENZO SOSPIRI RACING	PULCINI Leonardo (ITA) Vincenzo Sospiri Racing	Lamborghini Huracan GT3 EVO	GT3-PRO	28	52'51.942	7.290	0.463	3 1'47.911
4	71 ROVERA Alessio (ITA) AF CORSE	RODA Giorgio (ITA) 1'50.052 AF Corse	Ferrari 488 GT3	GT3-PRO	28	53'02.525	17.873	10.583	17 1'48.278
5	7 COMANDINI Stefano (ITA) 1'50.699 BMW TEAM ITALIA	ZUG Marius (DEU) BMW Team Italia	BMW M6 GT3	GT3-PRO	28	53'02.711	18.059	0.186	3 1'47.859
6	19 NEMOTO Yuki (JPN) 1'49.483 VINCENZO SOSPIRI RACING	TUJULA Tuomas (FIN) Vincenzo Sospiri Racing	Lamborghini Huracan GT3	GT3-PA	28	53'03.053	18.401	0.342	8 1'49.101
7	12 AGOSTINI Riccardo (ITA) 1'50.254 AUDI SPORT ITALIA	DRUDI Mattia (ITA) Audi Sport Italia	Audi R8 LMS	GT3-PRO	28	53'17.090	32.438	14.037	2 1'48.230
8	25 DI AMATO Daniele (ITA) RS RACING	VEZZONI Alessandro (ITA) 1'51.050 RS Racing	Ferrari 488	GT3-PA	28	53'41.480	56.828	24.390	14 1'49.820
9	21 MANN Simon (FRA) 1'53.590 AF CORSE	CRESSONI Matteo (ITA) AF Corse	Ferrari 488	GT3-PA	28	53'54.706	1'10.054	13.226	9 1'49.454
10	88 CAZZANIGA Riccardo (ITA) 1'52.055 LP RACING	MARCUCCI Lorenzo (ITA) LP Racing	Lamborghini Huracan GT3	GT3-PA	28	53'55.466	1'10.814	0.760	2 1'50.185
11	3 MICHELOTTO Mattia (ITA) EASY RACE	HUDSPETH Sean (ITA) 1'50.194 Easy Race	Ferrari 488	GT3-PA	28	54'08.213	1'23.561	12.747	26 1'49.452
12	91 CASSARÀ Marco (ITA) DINAMIC MOTORSPORT	DE GIACOMI Alex (ITA) 1'53.919 Dinamic Motorsport	Porsche 991 GT3	GT3-AM	27	53'41.455	1 Lap	1 Lap	14 1'52.152
13	92 FADEL Habib (LIB) DINAMIC MOTORSPORT	Dinamic Motorsport	Porsche 991 GT3	GT3-AM	27	54'04.246	1 Lap	22.791	11 1'53.439

Starting: 13 Classified: 13 Not Classified: 0 Retired: 0 Not Started: 0
Fastest Lap N. 3 No. 7 Stefano Comandini Time 1'47.859 Avg. 175,062 Km/h

Gruppo GT4

Laps 26 = 136,370 km - Avg 153,149 km/h - Race Time 53'25.593

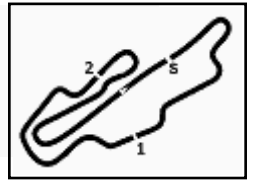
No.	Driver 1 Entrant	Driver 2 Team	Car	Class	Laps	Time	Gap	Rel.	Fastest Lap
1	215 RICCITELLI Simone (ITA) 1'58.806 BMW TEAM ITALIA	GUERRA Francesco (ITA) BMW Team Italia	BMW M4 GT4	GT4-PA	26	53'25.593		3	1'58.426
2	288 BELICCHI Andrea (ITA) 1'59.586 SCUDERIA VILLORBA CORSE	VULLO Simone Jody (ITA) Scuderia Villorba Corse	Mercedes AMG GT4	GT4-PA	26	53'35.648	10.055	10.055	6 1'59.205
3	227 DE LUCA Francesco (ITA) 2'01.593 NOVA RACE EVENTS	SEGÙ Luca (ITA) Nova Race Events	Mercedes AMG GT4	GT4-PA	26	53'41.519	15.926	5.871	2 1'57.900
4	250 PERA Riccardo (ITA) EBIMOTORS	GNEMMI Paolo (ITA) 2'00.907 EbiMotors	Porsche Cayman 718 GT4	GT4-PA	26	53'41.758	16.165	0.239	13 1'58.450
5	252 PICCIOLI Gianluigi (ITA) 2'01.883 EBIMOTORS	DE CASTRO Sabino Marco (ITA) EbiMotors	Porsche Cayman 718 GT4	GT4-PA	26	53'46.237	20.644	4.479	3 1'58.424
6	299 WEBSTER Daniel (AUS) CRAM MOTORSPORT	RIVA Giacomo (ITA) 2'00.951 CRAM Motorsport	Porsche Cayman 718 GT4	GT4-AM	26	53'58.630	33.037	12.393	14 1'59.035
7	251 ORLANDO DI GIUSTO Mattia (ITA) EBIMOTORS	DE AMICIS Alberto (ITA) 2'00.459 EbiMotors	Porsche Cayman	GT4-AM	26	54'07.559	41.966	8.929	24 1'59.541
8	271 MELONI Paolo (RSM) W&D RACING TEAM	W&D Racing Team	BMW M4 GT4	GT4-AM	26	54'15.680	50.087	8.121	11 2'00.227
9	277 MAGNONI Luca (ITA) NOVA RACE EVENTS	Nova Race Events	Mercedes AMG GT4	GT4-AM	26	54'44.249	1'18.656	28.569	2 2'00.746

Starting: 9 Classified: 9 Not Classified: 0 Retired: 0 Not Started: 0
Fastest Lap N. 2 No. 227 Francesco De Luca Time 1'57.900 Avg. 160,153 Km/h

Race Director : Alessandro Ferrari

Clerk of the Course : Antonio Canu

04/10/2020 Start 14:23 End 15:18



ACI Racing Weekend Mugello 01-04 Ottobre 2020

Camp. It. Gran Turismo Sprint - Results by Group Race 2

Aut. Int. Mugello Auto 5.245 m
2 / 2

Gruppo GTCup

Laps 27 = 141,615 km - Avg 157,720 km/h - Race Time 53'52.399

No.	Driver 1 Entrant	Driver 2 Team	Car	Class	Laps	Time	Gap	Rel.	Fastest Lap
1P 355	GRECO Matteo (ITA) EASY RACE	CHIESA Riccardo (CHE) Easy Race	Ferrari 488 Challenge	GTC-PA	27	53'52.399		14	1'53.008
2 333	CRISTONI Gian Piero (ITA) SR&R	DEMARCHI Luca (ITA) SR&R	Ferrari 488 Challenge	GTC-PA	26	53'17.463	1 Lap	1 Lap	3 1'55.338
----- Not Classified -----									
RET 322	SAUTO Vincenzo (ITA) DUELL RACE	CARBONI Gianluca (ITA) Duell Race	Porsche 991 Cup	GTC-PA	18	36'43.378	9 Laps	2	1'54.053

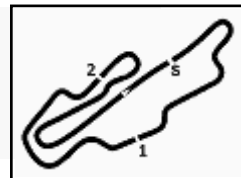
Starting: 3 Classified: 2 Not Classified: 0 Retired: 1 Not Started: 0
Fastest Lap N. 14 No. 355 Matteo Greco Time 1'53.008 Avg. 167,086 Km/h

Humidity:	71%	AIR	17°C
Condition:	WET	Temp:	16°C

Race Director : Alessandro Ferrari

Clerk of the Course : Antonio Canu

04/10/2020 Start 14:23 End 15:18



ACI Racing Weekend Mugello 01-04 Ottobre 2020
Camp. It. Gran Turismo Sprint - Results by Class Race 2

Aut. Int. Mugello Auto 5.245 m
1 / 2

Gruppo GT3 / Classe AM

Laps 27 = 141,615 km - Avg 158,256 km/h - Race Time 53'41.455

No.	Driver 1 Entrant	Driver 2 Team	Car	Laps	Time	Gap	Rel.	Fastest Lap
1	91 CASSARÀ Marco (ITA) DINAMIC MOTORSPORT	DE GIACOMI Alex (ITA) 1'53.919 Dinamic Motorsport	Porsche 991 GT3	27	53'41.455		14	1'52.152
2	92 FADEL Habib (LIB) DINAMIC MOTORSPORT	Dinamic Motorsport	Porsche 991 GT3	27	54'04.246	22.791	22.791	11 1'53.439

Starting: 2 Classified: 2 Not Classified: 0 Retired: 0 Not Started: 0
Fastest Lap N. 14 No. 91 Marco Cassarà Time 1'52.152 Avg. 168,361 Km/h

Gruppo GT3 / Classe Pro AM

Laps 28 = 146,860 km - Avg 166,097 km/h - Race Time 53'03.053

No.	Driver 1 Entrant	Driver 2 Team	Car	Laps	Time	Gap	Rel.	Fastest Lap
1	19 NEMOTO Yuki (JPN) 1'49.483 VINCENTO SOSPIRI RACING	TUJULA Tuomas (FIN) Vincenzo Sospiri Racing	Lamborghini Huracan GT3	28	53'03.053		8	1'49.101
2	25 DI AMATO Daniele (ITA) RS RACING	VEZZONI Alessandro (ITA) 1'51.050 RS Racing	Ferrari 488	28	53'41.480	38.427	38.427	14 1'49.820
3	21 MANN Simon (FRA) 1'53.590 AF CORSE	CRESSONI Matteo (ITA) AF Corse	Ferrari 488	28	53'54.706	51.653	13.226	9 1'49.454
4	88 CAZZANIGA Riccardo (ITA) 1'52.055 LP RACING	MARCUCCI Lorenzo (ITA) LP Racing	Lamborghini Huracan GT3	28	53'55.466	52.413	0.760	2 1'50.185
5	3 MICHELOTTO Mattia (ITA) EASY RACE	HUDSPETH Sean (ITA) 1'50.194 Easy Race	Ferrari 488	28	54'08.213	1'05.160	12.747	26 1'49.452

Starting: 5 Classified: 5 Not Classified: 0 Retired: 0 Not Started: 0
Fastest Lap N. 8 No. 19 Yuki Nemoto Time 1'49.101 Avg. 173,069 Km/h

Gruppo GT3 / Classe PRO

Laps 28 = 146,860 km - Avg 167,063 km/h - Race Time 52'44.652

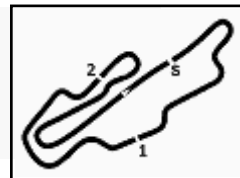
No.	Driver 1 Entrant	Driver 2 Team	Car	Laps	Time	Gap	Rel.	Fastest Lap
1	27 FERRARI Lorenzo (ITA) 1'50.610 AKM MOTORSPORT	SPINELLI Loris (ITA) AKM Motorsport	Mercedes AMG GT3	28	52'44.652		3	1'48.217
2	32 VENTURINI Giovanni (ITA) 1'50.509 IMPERIALE RACING	GALBIATI Kikko (ITA) Imperiale Racing	Lamborghini Huracan GT3	28	52'51.479	6.827	6.827	3 1'48.182
3	63 KROES Danny (NLD) 1'49.668 VINCENTO SOSPIRI RACING	PULCINI Leonardo (ITA) Vincenzo Sospiri Racing	Lamborghini Huracan GT3 EVO	28	52'51.942	7.290	0.463	3 1'47.911
4	71 ROVERA Alessio (ITA) AF CORSE	RODA Giorgio (ITA) 1'50.052 AF Corse	Ferrari 488 GT3	28	53'02.525	17.873	10.583	17 1'48.278
5	7 COMANDINI Stefano (ITA) 1'50.699 BMW TEAM ITALIA	ZUG Marius (DEU) BMW Team Italia	BMW M6 GT3	28	53'02.711	18.059	0.186	3 1'47.859
6	12 AGOSTINI Riccardo (ITA) 1'50.254 AUDI SPORT ITALIA	DRUDI Mattia (ITA) Audi Sport Italia	Audi R8 LMS	28	53'17.090	32.438	14.379	2 1'48.230

Starting: 6 Classified: 6 Not Classified: 0 Retired: 0 Not Started: 0
Fastest Lap N. 3 No. 7 Stefano Comandini Time 1'47.859 Avg. 175,062 Km/h

Race Director : Alessandro Ferrari

Clerk of the Course : Antonio Canu

04/10/2020 Start 14:23 End 15:18



ACI Racing Weekend Mugello 01-04 Ottobre 2020
Camp. It. Gran Turismo Sprint - Results by Class Race 2

Aut. Int. Mugello Auto 5.245 m
2 / 2

Gruppo GT4 / Classe AM

Laps 26 = 136,370 km - Avg 151,586 km/h - Race Time 53'58.630

No.	Driver 1 Entrant	Driver 2 Team	Car	Laps	Time	Gap	Rel.	Fastest Lap
1	299 WEBSTER Daniel (AUS) CRAM MOTORSPORT	RIVA Giacomo (ITA) 2'00.951 CRAM Motorsport	Porsche Cayman 718 GT4	26	53'58.630		14	1'59.035
2	251 ORLANDO DI GIUSTO Mattia (ITA) EBIMOTORS	DE AMICIS Alberto (ITA) 2'00.459 Ebimotors	Porsche Cayman	26	54'07.559	8.929	8.929 24	1'59.541
3	271 MELONI Paolo (RSM) W&D RACING TEAM	W&D Racing Team	BMW M4 GT4	26	54'15.680	17.050	8.121 11	2'00.227
4	277 MAGNONI Luca (ITA) NOVA RACE EVENTS	Nova Race Events	Mercedes AMG GT4	26	54'44.249	45.619	28.569 2	2'00.746

Starting: 4 Classified: 4 Not Classified: 0 Retired: 0 Not Started: 0
Fastest Lap N. 14 No. 299 Daniel Webster Time 1'59.035 Avg. 158,626 Km/h

Gruppo GT4 / Classe Pro AM

Laps 26 = 136,370 km - Avg 153,149 km/h - Race Time 53'25.593

No.	Driver 1 Entrant	Driver 2 Team	Car	Laps	Time	Gap	Rel.	Fastest Lap
1	215 RICCIPELLI Simone (ITA) 1'58.806 BMW TEAM ITALIA	GUERRA Francesco (ITA) BMW Team Italia	BMW M4 GT4	26	53'25.593		3	1'58.426
2	288 BELICCHI Andrea (ITA) 1'59.586 SCUDERIA VILLORBA CORSE	VULLO Simone Jody (ITA) Scuderia Villorba Corse	Mercedes AMG GT4	26	53'35.648	10.055	10.055 6	1'59.205
3	227 DE LUCA Francesco (ITA) 2'01.593 NOVA RACE EVENTS	SEGÙ Luca (ITA) Nova Race Events	Mercedes AMG GT4	26	53'41.519	15.926	5.871 2	1'57.900
4	250 PERA Riccardo (ITA) EBIMOTORS	GNEMMI Paolo (ITA) 2'00.907 Ebimotors	Porsche Cayman 718 GT4	26	53'41.758	16.165	0.239 13	1'58.450
5	252 PICCIOLI Gianluigi (ITA) 2'01.883 EBIMOTORS	DE CASTRO Sabino Marco (ITA) Ebimotors	Porsche Cayman 718 GT4	26	53'46.237	20.644	4.479 3	1'58.424

Starting: 5 Classified: 5 Not Classified: 0 Retired: 0 Not Started: 0
Fastest Lap N. 2 No. 227 Francesco De Luca Time 1'57.900 Avg. 160,153 Km/h

Gruppo GTCup / Classe Pro AM

Laps 27 = 141,615 km - Avg 157,720 km/h - Race Time 53'52.399

No.	Driver 1 Entrant	Driver 2 Team	Car	Laps	Time	Gap	Rel.	Fastest Lap
1P 355 GRECO Matteo (ITA) EASY RACE	CHIESA Riccardo (CHE) 1'55.413 Easy Race	Ferrari 488 Challenge	27	53'52.399		14	1'53.008	
2 333 CRISTONI Gian Piero (ITA) 2'00.659 SR&R	DEMARCHI Luca (ITA) SR&R	Ferrari 488 Challenge	26	53'17.463	1 Lap	1 Lap 3	1'55.338	
----- Not Classified -----								
RET 322 SAUTO Vincenzo (ITA) 2'00.466 DUELL RACE	CARBONI Gianluca (ITA) Duell Race	Porsche 991 Cup	18	36'43.378	9 Laps		2	1'54.053

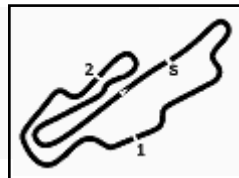
Starting: 3 Classified: 2 Not Classified: 0 Retired: 1 Not Started: 0
Fastest Lap N. 14 No. 355 Matteo Greco Time 1'53.008 Avg. 167,086 Km/h

Humidity:	71%	AIR:	17°C
Condition:	WET	Temp:	16°C

Race Director : Alessandro Ferrari

Clerk of the Course : Antonio Canu

04/10/2020 Start 14:23 End 15:18



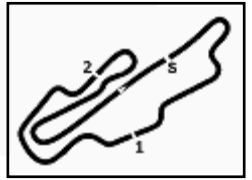
ACI Racing Weekend Mugello 01-04 Ottobre 2020

Camp. It. Gran Turismo Sprint - Lap Chart Race 2

Aut. Int. Mugello Auto 5.245 m

	Lap																											
	1	2	3	4	5	6	7	8	9	10	11	12	13	14	15	16	17	18	19	20	21	22	23	24	25	26	27	28
1	32	32	32	32	32	32	32	32	27	27	27	27	27	27	27	27	27	27	27	27	27	27	27	27	27	27	27	27
2	27	27	27	27	27	27	27	27	27	32	32	12	7	7	7	32	32	32	32	32	32	32	32	32	32	32	32	32
3	12	12	12	12	12	12	12	12	12	12	12	7	63	21	32	7	63	63	63	63	63	63	63	63	63	63	63	63
4	88	7	7	7	7	7	7	7	7	7	7	63	21	32	3	63	7	7	7	7	7	7	7	7	7	7	7	
5	71	88	88	88	88	19	63	63	63	63	63	21	32	3	63	21	19	19	19	19	19	19	19	19	19	19	71	
6	7	71	71	71	71	88	19	19	19	19	19	32	3	63	21	19	12	12	71	71	71	71	71	71	71	71	19	
7	3	3	19	19	19	63	88	21	21	21	21	3	92	92	19	12	21	71	12	12	12	12	12	12	12	12	12	
8	21	19	3	3	63	71	21	88	88	88	88	92	333	19	12	71	71	21	21	21	21	25	25	25	25	25	25	
9	19	21	21	21	3	21	71	71	71	71	333	322	12	71	88	88	88	25	25	25	21	21	21	21	21	21	21	
10	25	63	63	63	21	3	25	25	25	25	25	322	19	333	88	25	25	25	88	88	88	88	88	88	88	88	88	
11	333	25	25	25	25	25	333	92	92	92	92	19	12	322	25	3	3	3	3	3	3	3	3	3	3	3	3	
12	63	333	333	333	333	333	92	333	333	3	3	88	71	71	92	91	91	91	91	91	91	91	91	91	91	91	91	
13	355	355	355	91	91	91	91	91	91	333	333	71	88	88	91	92	355	355	355	355	355	355	355	355	355	355	355	
14	322	322	322	92	92	92	355	355	355	91	322	25	25	25	355	355	92	92	92	92	92	92	92	92	92	92	92	
15	252	91	92	355	355	355	322	322	322	355	227	227	227	252	333	333	333	333	333	333	333	333	333	333	333	333	333	
16	92	92	91	322	322	322	3	3	3	322	252	252	252	91	322	322	322	322	215	215	215	215	215	215	215	215	215	
17	91	252	252	252	252	227	227	227	227	215	215	91	355	252	252	227	227	227	227	227	227	227	227	227	227	227	227	
18	227	227	227	227	227	252	252	252	252	252	251	271	355	227	227	227	252	215	252	252	252	252	288	227	227	227	227	
19	215	215	215	215	215	215	215	215	215	215	271	277	215	215	215	215	252	288	288	288	288	288	252	252	252	252	250	
20	288	288	288	288	288	288	288	288	288	288	277	91	288	288	288	288	288	250	250	250	250	250	250	250	250	250	252	
21	277	277	277	271	251	251	251	251	251	91	355	271	271	271	271	250	271	271	271	271	299	299	299	299	299	299	299	
22	271	271	271	251	271	271	271	271	271	355	288	251	250	250	250	271	271	299	299	299	271	251	251	251	251	251	251	
23	251	251	251	277	299	299	299	299	299	299	288	251	250	251	251	299	299	299	251	251	251	251	271	271	271	271	271	
24	250	250	299	299	277	277	277	277	277	299	250	299	299	299	251	251	251	277	277	277	277	277	277	277	277	277	277	
25	299	299	250	250	250	250	250	250	250	250	250	299	277	277	277	277	277	277	277	277	277	277	277	277	277	277	277	

Final Result		
1	27	AKM MOTORSPORT Laps 28
2	32	IMPERIALE RACING 6.827
3	63	VINCENZO SOSPIRI RACING 6.290
4	71	AF CORSE 17.873
5	7	BMW TEAM ITALIA 18.059
6	19	VINCENZO SOSPIRI RACING 18.401
7	12	AUDI SPORT ITALIA 32.438
8	25	RS RACING 56.828
9	21	AF CORSE 1'10.054
10	88	LP RACING 1'10.814
11	3	EASY RACE 1'23.561
12	91	DINAMIC MOTORSPORT 1 Lap
13	355	EASY RACE (P) 1 Lap
14	92	DINAMIC MOTORSPORT 1 Lap
15	333	SR&R 2 Laps
16	215	BMW TEAM ITALIA 2 Laps
17	288	SCUDERIA VILLORBA CORSE 2 Laps
18	227	NOVA RACE EVENTS 2 Laps
19	250	EBIMOTORS 2 Laps
20	252	EBIMOTORS 2 Laps
21	299	CRAM MOTORSPORT 2 Laps
22	251	EBIMOTORS 2 Laps
23	271	W&D RACING TEAM 2 Laps
24	277	NOVA RACE EVENTS 2 Laps
RET	322	DUELL RACE 10 Laps



ACI Racing Weekend Mugello 01-04 Ottobre 2020
Camp. It. Gran Turismo Sprint - Sector and Speeds Race 2

Aut. Int. Mugello Auto 5.245 m

RESULTS

1	27	AKM MOTORSPORT	Mercedes AMG GT3	Laps	28
2	32	IMPERIALE RACING	Lamborghini Huracan GT3		6.827
3	63	VINCENZO SOSPIRI RACING	Lamborghini Huracan GT3 EVO		7.290
4	71	AF CORSE	Ferrari 488 GT3		17.873
5	7	BMW TEAM ITALIA	BMW M6 GT3		18.059
6	19	VINCENZO SOSPIRI RACING	Lamborghini Huracan GT3		18.401
7	12	AUDI SPORT ITALIA	Audi R8 LMS		32.438
8	25	RS RACING	Ferrari 488		56.828
9	21	AF CORSE	Ferrari 488		1'10.054
10	88	LP RACING	Lamborghini Huracan GT3		1'10.814
11	3	EASY RACE	Ferrari 488		1'23.561
12	91	DINAMIC MOTORSPORT	Porsche 991 GT3		1 Lap
13	355	EASY RACE	Ferrari 488 Challenge		1 Lap
14	92	DINAMIC MOTORSPORT	Porsche 991 GT3		1 Lap
15	333	SR&R	Ferrari 488 Challenge		2 Laps
16	215	BMW TEAM ITALIA	BMW M4 GT4		2 Laps
17	288	SCUDERIA VILLORBA CORS	Mercedes AMG GT4		2 Laps
18	227	NOVA RACE EVENTS	Mercedes AMG GT4		2 Laps
19	250	EBIMOTORS	Porsche Cayman 718 GT4		2 Laps
20	252	EBIMOTORS	Porsche Cayman 718 GT4		2 Laps
21	299	CRAM MOTORSPORT	Porsche Cayman 718 GT4		2 Laps
22	251	EBIMOTORS	Porsche Cayman		2 Laps
23	271	W&D RACING TEAM	BMW M4 GT4		2 Laps
24	277	NOVA RACE EVENTS	Mercedes AMG GT4		2 Laps
RET	322	DUELL RACE	Porsche 991 Cup		10 Laps

SPEED

1	355	EASY RACE	Ferrari 488 Challenge	270,0
2	333	SR&R	Ferrari 488 Challenge	269,3
3	322	DUELL RACE	Porsche 991 Cup	268,0
4	7	BMW TEAM ITALIA	BMW M6 GT3	268,0
5	32	IMPERIALE RACING	Lamborghini Huracan GT3	264,7
6	71	AF CORSE	Ferrari 488 GT3	264,7
7	63	VINCENZO SOSPIRI RACING	Lamborghini Huracan GT3 EVO	263,4
8	12	AUDI SPORT ITALIA	Audi R8 LMS	262,8
9	19	VINCENZO SOSPIRI RACING	Lamborghini Huracan GT3	262,1
10	27	AKM MOTORSPORT	Mercedes AMG GT3	260,9
11	88	LP RACING	Lamborghini Huracan GT3	259,6
12	91	DINAMIC MOTORSPORT	Porsche 991 GT3	259,0
13	92	DINAMIC MOTORSPORT	Porsche 991 GT3	259,0
14	21	AF CORSE	Ferrari 488	259,0
15	25	RS RACING	Ferrari 488	258,4
16	3	EASY RACE	Ferrari 488	256,5
17	299	CRAM MOTORSPORT	Porsche Cayman 718 GT4	249,4
18	252	EBIMOTORS	Porsche Cayman 718 GT4	249,4
19	250	EBIMOTORS	Porsche Cayman 718 GT4	248,3
20	251	EBIMOTORS	Porsche Cayman	247,7
21	215	BMW TEAM ITALIA	BMW M4 GT4	247,1
22	271	W&D RACING TEAM	BMW M4 GT4	245,5
23	288	SCUDERIA VILLORBA CORS	Mercedes AMG GT4	242,2
24	227	NOVA RACE EVENTS	Mercedes AMG GT4	242,2
25	277	NOVA RACE EVENTS	Mercedes AMG GT4	241,6

SEG. 1

1	7	BMW TEAM ITALIA	36.633
2	63	VINCENZO SOSPIRI R	36.682
3	71	AF CORSE	36.722
4	32	IMPERIALE RACING	36.758
5	27	AKM MOTORSPORT	36.763
6	12	AUDI SPORT ITALIA	36.836
7	21	AF CORSE	36.884
8	19	VINCENZO SOSPIRI R	37.021
9	25	RS RACING	37.051
10	3	EASY RACE	37.145
11	88	LP RACING	37.370
12	91	DINAMIC MOTORSP	38.171
13	92	DINAMIC MOTORSP	38.291
14	355	EASY RACE	38.366
15	322	DUELL RACE	38.438
16	333	SR&R	38.564
17	250	EBIMOTORS	39.765
18	227	NOVA RACE EVENTS	39.865
19	252	EBIMOTORS	39.909
20	299	CRAM MOTORSPORT	40.006
21	215	BMW TEAM ITALIA	40.047
22	288	SCUDERIA VILLORBA	40.202
23	271	W&D RACING TEAM	40.325
24	251	EBIMOTORS	40.390
25	277	NOVA RACE EVENTS	40.883

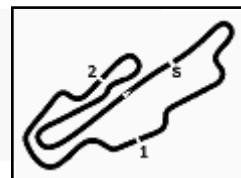
SEG. 2

1	12	AUDI SPORT ITALIA	32.904
2	63	VINCENZO SOSPIRI R	32.919
3	71	AF CORSE	32.995
4	27	AKM MOTORSPORT	33.081
5	7	BMW TEAM ITALIA	33.084
6	32	IMPERIALE RACING	33.092
7	3	EASY RACE	33.178
8	19	VINCENZO SOSPIRI R	33.281
9	21	AF CORSE	33.480
10	25	RS RACING	33.548
11	88	LP RACING	33.692
12	91	DINAMIC MOTORSP	34.206
13	92	DINAMIC MOTORSP	35.088
14	355	EASY RACE	35.135
15	322	DUELL RACE	35.494
16	227	NOVA RACE EVENTS	36.372
17	333	SR&R	36.387
18	215	BMW TEAM ITALIA	36.605
19	252	EBIMOTORS	36.664
20	250	EBIMOTORS	36.712
21	288	SCUDERIA VILLORBA	36.890
22	299	CRAM MOTORSPORT	36.936
23	251	EBIMOTORS	36.972
24	271	W&D RACING TEAM	37.157
25	277	NOVA RACE EVENTS	37.432

SEG. 3

1	63	VINCENZO SOSPIRI R	38.122
2	7	BMW TEAM ITALIA	38.142
3	27	AKM MOTORSPORT	38.190
4	32	IMPERIALE RACING	38.194
5	12	AUDI SPORT ITALIA	38.321
6	71	AF CORSE	38.514
7	19	VINCENZO SOSPIRI R	38.578
8	21	AF CORSE	38.643
9	3	EASY RACE	38.736
10	25	RS RACING	38.835
11	88	LP RACING	38.914
12	355	EASY RACE	39.507
13	91	DINAMIC MOTORSP	39.509
14	92	DINAMIC MOTORSP	39.580
15	333	SR&R	40.013
16	322	DUELL RACE	40.071
17	227	NOVA RACE EVENTS	41.506
18	299	CRAM MOTORSPORT	41.592
19	215	BMW TEAM ITALIA	41.705
20	250	EBIMOTORS	41.731
21	252	EBIMOTORS	41.732
22	288	SCUDERIA VILLORBA	42.004
23	271	W&D RACING TEAM	42.103
24	251	EBIMOTORS	42.179
25	277	NOVA RACE EVENTS	42.351

04/10/2020



ACI Racing Weekend Mugello 01-04 Ottobre 2020
Camp. It. Gran Turismo Sprint - Analysis Race 2

Aut. Int. Mugello Auto 5.245 m

Start at 14:23'24.942

1 / 7

3 Easy Race (1'49.452)

Lap	Seg.1	Seg.2	Seg.3	Lap Time	km/h	Local Time
Sean Hudspeth						
1		35.518	39.052	1'57.441		14:25'22.383
2	37.606	33.852	38.736	1'50.194	255,3	14:27'12.577
3	37.487	34.214	38.975	1'50.676	256,5	14:29'03.253
4	37.836	33.535	38.923	1'50.294	252,9	14:30'53.547
5	37.634	33.655	39.444	1'50.733	253,5	14:32'44.280
6	37.627	35.110	39.374	1'52.111	254,1	14:34'36.391
7	37.369	34.402	1'27.801	2'39.572P	256,5	14:37'15.963
8	41.108	34.009	39.191	1'54.308P	170,6	14:39'10.271
9	37.986	33.804	39.160	1'50.950	252,9	14:41'01.221
10	38.636	34.789	39.749	1'53.174	254,7	14:42'54.395
11	37.748	33.906	39.262	1'50.916	253,5	14:44'45.311
12	37.658	34.557	39.598	1'51.813	253,5	14:46'37.124
13	37.761	33.942	39.323	1'51.026	251,7	14:48'28.150
14	37.787	34.122	39.421	1'51.330	252,9	14:50'19.480
15	37.781	34.496	39.516	1'51.793	252,3	14:52'11.273
Mattia Michelotto						
16	37.819	34.197	1'49.493	3'01.509P	252,3	14:55'12.782
17	41.732	35.421	39.240	1'56.393P	170,3	14:57'09.175
18	37.515	33.844	39.171	1'50.530	254,1	14:58'59.705
19	37.699	34.042	40.295	1'52.036	254,7	15:00'51.741
20	37.736	36.180	39.807	1'53.723	254,1	15:02'45.464
21	38.598	34.091	39.409	1'52.098	252,9	15:04'37.562
22	37.332	33.178	39.031	1'49.541	252,3	15:06'27.103
23	37.385	34.115	39.329	1'50.829	253,5	15:08'17.932
24	37.407	33.435	39.091	1'49.933	253,5	15:10'07.865
25	37.455	34.048	39.020	1'50.523	253,5	15:11'58.388
26	37.169	33.262	39.021	1'49.452	252,9	15:13'47.840
27	37.145	33.560	39.834	1'50.539	253,5	15:15'38.379
28	39.690	35.348	39.738	1'54.776	253,5	15:17'33.155
Race Time 54'08.213						

7 BMW Team Italia (1'47.859)

Lap	Seg.1	Seg.2	Seg.3	Lap Time	km/h	Local Time
Marius Zug						
1		35.154	38.281	1'56.844		14:25'21.786
2	36.763	33.206	38.334	1'48.303	266,0	14:27'10.089
3	36.633	33.084	38.142	1'47.859	264,1	14:28'57.948
4	36.891	33.904	38.173	1'48.968	263,4	14:30'46.916
5	36.961	33.555	38.180	1'48.696	262,8	14:32'35.612
6	36.991	33.630	38.287	1'48.908	263,4	14:34'24.520
7	37.041	33.564	38.546	1'49.151	264,7	14:36'13.671
8	37.109	33.698	38.233	1'49.040	265,4	14:38'02.711
9	37.213	34.006	38.962	1'50.181	266,0	14:39'52.892
10	37.241	34.768	38.496	1'50.505	263,4	14:41'43.397
11	37.042	33.906	38.924	1'49.872	264,7	14:43'33.269
12	37.307	34.010	38.552	1'49.869	266,0	14:45'23.138
13	37.270	34.111	38.376	1'49.757	265,4	14:47'12.895
14	37.324	33.969	38.430	1'49.723	263,4	14:49'02.618
15	37.557	34.200	38.547	1'50.304	265,4	14:50'52.922
Stefano Comandini						
16	37.643	34.266	1'59.179	3'11.088P	265,4	14:54'04.010
17	41.640	35.500	39.153	1'56.293P	172,0	14:56'00.303
18	37.937	34.392	39.179	1'51.508	262,8	14:57'51.811
19	37.738	34.346	39.065	1'51.149	262,8	14:59'42.960
20	38.081	34.719	39.316	1'52.116	265,4	15:01'35.076
21	38.541	34.529	39.374	1'52.444	262,1	15:03'27.520
22	38.406	34.197	39.109	1'51.712	262,8	15:05'19.232
23	37.766	33.913	39.312	1'50.991	262,8	15:07'10.223
24	37.776	34.281	38.853	1'50.910	263,4	15:09'01.133

25	38.038	35.437	38.954	1'52.429	268,0	15:10'53.562
26	37.787	34.457	39.034	1'51.278	262,8	15:12'44.840
27	37.575	33.809	39.315	1'50.699	261,5	15:14'35.539
28	37.630	33.829	40.655	1'52.114	261,5	15:16'27.653
Race Time 53'02.711						

12 Audi Sport Italia (1'48.230)

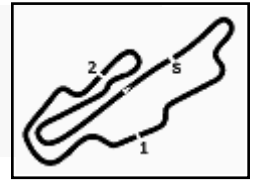
Lap	Seg.1	Seg.2	Seg.3	Lap Time	km/h	Local Time
Mattia Drudi						
1		33.536	38.334	1'53.640		14:25'18.582
2	36.995	32.904	38.331	1'48.230	257,8	14:27'06.812
3	36.836	33.047	38.377	1'48.260	259,0	14:28'55.072
4	36.908	33.223	38.609	1'48.740	259,6	14:30'43.812
5	36.994	33.173	38.321	1'48.488	257,8	14:32'32.300
6	37.261	33.276	38.617	1'49.154	260,2	14:34'21.454
7	37.175	33.225	38.667	1'49.067	259,6	14:36'10.521
8	37.140	33.525	38.606	1'49.271	260,2	14:37'59.792
9	37.395	33.976	39.028	1'50.399	260,9	14:39'50.191
10	37.481	33.973	38.650	1'50.104	260,2	14:41'40.295
11	37.228	33.933	38.796	1'49.957	260,9	14:43'30.252
12	37.423	33.723	38.817	1'49.963	262,8	14:45'20.215
Riccardo Agostini						
13	37.082	33.458	2'17.166	3'27.706P	260,9	14:48'47.921
14	40.861	34.994	39.243	1'55.098P	172,5	14:50'43.019
15	37.418	33.910	38.970	1'50.298	257,1	14:52'33.317
16	37.866	34.054	38.996	1'50.916	256,5	14:54'24.233
17	37.713	35.163	39.249	1'52.125	258,4	14:56'16.358
18	37.514	34.067	38.874	1'50.455	259,0	14:58'06.813
19	38.331	34.487	39.966	1'52.784	262,1	14:59'59.597
20	37.746	34.399	39.178	1'51.323	257,8	15:01'50.920
21	39.025	35.918	39.051	1'53.994	258,4	15:03'44.914
22	37.933	33.706	38.615	1'50.254	257,1	15:05'35.168
23	37.473	34.119	39.075	1'50.667	259,6	15:07'25.835
24	37.867	35.658	38.995	1'52.520	257,8	15:09'18.355
25	37.632	33.776	39.042	1'50.450	257,8	15:11'08.805
26	37.382	34.363	39.525	1'51.270	257,1	15:13'00.075
27	37.442	33.943	39.062	1'50.447	255,9	15:14'50.522
28	37.749	33.812	39.949	1'51.510	259,6	15:16'42.032
Race Time 53'17.090						

19 Vincenzo Sospiri Racing (1'49.101)

Lap	Seg.1	Seg.2	Seg.3	Lap Time	km/h	Local Time
Tuomas Tujula						
1		34.751	39.221	1'58.047		14:25'22.989
2	37.346	33.681	38.777	1'49.804	262,1	14:27'12.793
3	37.570	33.655	38.578	1'49.803	261,5	14:29'02.596
4	37.132	33.870	38.908	1'49.910	260,9	14:30'52.506
5	37.147	34.353	38.834	1'50.334	261,5	14:32'42.840
6	37.730	33.443	38.622	1'49.795	262,1	14:34'32.635
7	39.316	33.866	38.789	1'51.971	255,9	14:36'24.606
8	37.137	33.281	38.683	1'49.101	259,0	14:38'13.707
9	37.118	33.470	38.605	1'49.193	259,6	14:40'02.900
10	37.243	34.575	39.064	1'50.882	259,6	14:41'53.782
11	37.148	34.284	38.878	1'50.310	259,0	14:43'44.092
Yuki Nemoto						
12	37.433	34.088	1'56.862	3'08.383P	258,4	14:46'52.475
13	41.466	34.410	39.127	1'55.003P	173,4	14:48'47.478
14	38.820	34.991	39.102	1'52.913	260,9	14:50'40.391
15	37.979	34.255	39.175	1'51.409	256,5	14:52'31.800
16	37.676	34.009	39.029	1'50.714	255,9	14:54'22.514
17	37.801	34.010	38.853	1'50.664	259,0	14:56'13.178
18	37.555	34.024	39.893	1'51.472	257,8	14:58'04.650
19	37.158	33.580	38.944	1'49.682	257,1	14:59'54.332

04/10/2020

P = Pits In/Out - C = Lap Time Cancelled



ACI Racing Weekend Mugello 01-04 Ottobre 2020
Camp. It. Gran Turismo Sprint - Analysis Race 2

Aut. Int. Mugello Auto 5.245 m

Start at 14:23'24.942

2 / 7

20	37.223	34.952	39.274	1'51.449	257,8	15:01'45.781	15	37.383	33.977	39.004	1'50.364	257,1	14:52'50.442
21	37.843	34.204	39.002	1'51.049	259,0	15:03'36.830	16	37.167	34.627	38.930	1'50.724	256,5	14:54'41.166
22	37.927	33.797	38.900	1'50.624	259,0	15:05'27.454	17	37.051	34.697	38.835	1'50.583	257,1	14:56'31.749
23	37.716	34.140	39.043	1'50.899	259,0	15:07'18.353	18	37.529	34.160	39.772	1'51.461	257,8	14:58'23.210
24	37.204	33.665	38.812	1'49.681	257,8	15:09'08.034	19	38.218	34.438	38.977	1'51.633	257,1	15:00'14.843
25	37.116	33.419	39.182	1'49.717	257,8	15:10'57.751	20	37.616	35.146	39.466	1'52.228	257,1	15:02'07.071
26	37.021	33.496	38.966	1'49.483	257,8	15:12'47.234	21	38.614	34.570	39.130	1'52.314	255,9	15:03'59.385
27	37.584	33.502	39.331	1'50.417	258,4	15:14'37.651	22	37.810	35.056	39.348	1'52.214	258,4	15:05'51.599
28	37.441	34.031	38.872	1'50.344	261,5	15:16'27.995	23	37.837	34.191	39.754	1'51.782	255,9	15:07'43.381
Race Time 53'03.053							24	37.985	34.454	39.132	1'51.571	257,8	15:09'34.952
							25	37.818	34.421	40.103	1'52.342	255,9	15:11'27.294
							26	37.736	34.892	39.179	1'51.807	257,8	15:13'19.101
							27	38.018	34.852	39.617	1'52.487	255,9	15:15'11.588
							28	38.382	35.789	40.663	1'54.834	256,5	15:17'06.422
							Race Time 53'41.480						

21 AF Corse (1'49.454)

Lap	Seg.1	Seg.2	Seg.3	Lap Time	km/h	Local Time
Matteo Cressoni						
1		34.760	39.188	1'57.806		14:25'22.748
2	37.962	33.748	38.802	1'50.512	259,0	14:27'13.260
3	37.518	33.864	38.696	1'50.078	257,8	14:29'03.338
4	37.898	33.896	38.735	1'50.529	257,8	14:30'53.867
5		38.739	1'50.789	258,4	14:32'44.656	
6		38.643	1'50.695	259,0	14:34'35.351	
7	37.473	34.451	38.745	1'50.669	258,4	14:36'26.020
8	37.802	34.265	38.739	1'50.806	258,4	14:38'16.826
9			38.862	1'49.454	256,5	14:40'06.280
10	36.884	33.480	39.291	1'49.655	254,1	14:41'55.935
11	36.987	34.041	39.378	1'50.406	255,3	14:43'46.341
12	37.390	33.577	39.021	1'49.988	251,7	14:45'36.329
13			38.829	1'49.706	251,2	14:47'26.035
14			39.990	1'51.511	254,7	14:49'17.546
Simon Mann						
15			1'52.923	3'04.781P	254,1	14:52'22.327
16	43.108	35.692	40.450	1'59.250P	170,9	14:54'21.577
17			40.886	1'56.453	248,8	14:56'18.030
18			40.057	1'53.891	252,3	14:58'11.921
19	38.590	35.562	41.682	1'55.834	252,9	15:00'07.755
20			40.179	1'54.596	251,2	15:02'02.351
21			40.126	1'55.696	252,9	15:03'58.047
22	38.663	35.531	40.530	1'54.724	252,9	15:05'52.771
23			40.304	1'53.713	255,3	15:07'46.484
24			40.106	1'53.590	253,5	15:09'40.074
25	39.359	35.369	40.630	1'55.358	256,5	15:11'35.432
26			41.457	1'55.823	254,7	15:13'31.255
27			40.469	1'54.359	252,3	15:15'25.614
28			39.820	1'54.034	253,5	15:17'19.648
Race Time 53'54.706						

25 RS Racing (1'49.820)

Lap	Seg.1	Seg.2	Seg.3	Lap Time	km/h	Local Time
Alessandro Vezzoni						
1		36.038	39.406	2'01.190		14:25'26.132
2	37.961	34.044	39.669	1'51.674	257,1	14:27'17.806
3	38.179	34.692	39.527	1'52.398	255,9	14:29'10.204
4	38.064	34.304	39.381	1'51.749	255,3	14:31'01.953
5	37.625	34.243	39.381	1'51.249	255,3	14:32'53.202
6	37.429	34.212	39.409	1'51.050	255,9	14:34'44.252
7	37.909	34.729	39.949	1'52.587	255,9	14:36'36.839
8	38.214	35.051	40.258	1'53.523	255,3	14:38'30.362
9	38.104	35.304	40.198	1'53.606	254,7	14:40'23.968
10	38.041	35.257	39.938	1'53.236	254,1	14:42'17.204
11	38.487	35.463	40.403	1'54.353	255,3	14:44'11.557
Daniele Di Amato						
12	38.319	35.504	1'50.287	3'04.110P	254,7	14:47'15.667
13	41.780	33.905	38.906	1'54.591P	173,1	14:49'10.258
14	37.331	33.548	38.941	1'49.820	255,3	14:51'00.078

27 AKM Motorsport (1'48.217)

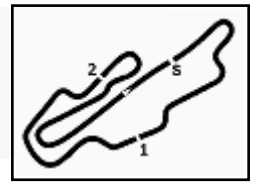
Lap	Seg.1	Seg.2	Seg.3	Lap Time	km/h	Local Time
Loris Spinelli						
1		33.567	38.236	1'53.278		14:25'18.220
2	36.863	33.200	38.190	1'48.253	255,9	14:27'06.473
3	36.765	33.081	38.371	1'48.217	257,1	14:28'54.690
4	36.763	33.340	38.416	1'48.519	257,8	14:30'43.209
5	36.875	33.320	38.512	1'48.707	256,5	14:32'31.916
6	36.990	33.277	38.468	1'48.735	257,1	14:34'20.651
7	36.943	33.091	38.559	1'48.593	257,8	14:36'09.244
8	36.979	33.402	38.570	1'48.951	259,0	14:37'58.195
9	36.954	34.639	38.993	1'50.586	259,6	14:39'48.781
10	37.706	33.461	38.486	1'49.653	260,9	14:41'38.434
11	37.233	33.794	38.678	1'49.705	258,4	14:43'28.139
12	37.157	33.769	38.819	1'49.745	257,8	14:45'17.884
13	37.326	33.364	38.600	1'49.290	255,9	14:47'07.174
14	37.452	34.349	38.805	1'50.606	256,5	14:48'57.780
15	37.343	33.414	38.719	1'49.476	258,4	14:50'47.256
Lorenzo Ferrari						
16	37.981	34.123	1'50.108	3'02.212P	258,4	14:53'49.468
17	41.198	34.067	38.993	1'54.258P	174,8	14:55'43.726
18	38.390	34.149	39.209	1'51.748	257,1	14:57'35.474
19	37.863	33.765	38.997	1'50.625	256,5	14:59'26.099
20	37.889	33.902	39.350	1'51.141	256,5	15:01'17.240
21	39.120	34.827	39.140	1'53.087	258,4	15:03'10.327
22	38.616	33.785	38.909	1'51.310	255,9	15:05'01.637
23	37.756	33.742	39.715	1'51.213	259,6	15:06'52.850
24	37.903	34.577	39.159	1'51.639	257,1	15:08'44.489
25	37.874	33.774	38.962	1'50.610	254,7	15:10'35.099
26	37.974	34.382	38.970	1'51.326	255,9	15:12'26.425
27	37.901	34.085	39.125	1'51.111	254,7	15:14'17.536
28	38.110	34.379	39.569	1'52.058	255,3	15:16'09.594
Race Time 52'44.652						

32 Imperiale Racing (1'48.182)

Lap	Seg.1	Seg.2	Seg.3	Lap Time	km/h	Local Time
Kikko Galbiati						
1		33.591	38.194	1'52.890		14:25'17.832
2	36.847	33.193	38.261	1'48.301	258,4	14:27'06.133
3	36.758	33.092	38.332	1'48.182	259,6	14:28'54.315
4	36.836	33.196	38.366	1'48.398	259,6	14:30'42.713
5	37.005	33.171	38.454	1'48.630	260,2	14:32'31.343
6	36.788	33.251	38.454	1'48.493	260,2	14:34'19.836
7	37.014	33.234	38.481	1'48.729	260,9	14:36'08.565
8	36.921	33.416	38.384	1'48.721	261,5	14:37'57.286
9	37.198	35.160	38.813	1'51.171	262,8	14:39'48.457
10	38.355	34.366	38.546	1'51.267	263,4	14:41'39.724

04/10/2020

P = Pits In/Out - C = Lap Time Cancelled



ACI Racing Weekend Mugello 01-04 Ottobre 2020
Camp. It. Gran Turismo Sprint - Analysis Race 2

Aut. Int. Mugello Auto 5.245 m

Start at 14:23'24.942

3 / 7

11	37.016	34.255	38.757	1'50.028	262,8	14:43'29.752	6	39.112	34.293	38.998	1'52.403	259,0	14:34'35.009
Giovanni Venturini													
12	37.246	33.659	1'50.064	3'00.969P	263,4	14:46'30.721	7	37.687	35.959	40.708	1'54.354	260,2	14:36'29.363
13	40.759	33.910	38.948	1'53.617P	176,2	14:48'24.338	8	37.715	34.673	39.461	1'51.849	257,8	14:38'21.212
14	37.389	34.179	38.941	1'50.509	260,2	14:50'14.847	9	37.882	34.693	39.297	1'51.872	259,6	14:40'13.084
15	37.658	34.289	38.857	1'50.804	259,6	14:52'05.651	10	37.833	35.053	39.827	1'52.713	258,4	14:42'05.797
16	37.704	34.200	38.746	1'50.650	260,2	14:53'56.301	11	38.330	35.246	40.851	1'54.427	258,4	14:44'00.224
Alessio Rovera													
17	37.501	34.276	38.952	1'50.729	261,5	14:55'47.030	12	38.418	35.528	1'49.522	3'03.468P	255,9	14:47'03.692
18	37.429	34.820	38.833	1'51.082	262,1	14:57'38.112	13	41.830	33.828	39.656	1'55.314P	173,4	14:48'59.006
19	37.758	34.765	38.924	1'51.447	264,7	14:59'29.559	14	37.658	34.617	38.750	1'51.025	254,1	14:50'50.031
20	37.368	34.211	38.974	1'50.553	262,1	15:01'20.112	15	36.917	35.379	38.704	1'51.000	259,6	14:52'41.031
21	38.927	35.928	39.327	1'54.182	264,7	15:03'14.294	16	36.806	33.362	38.578	1'48.746	259,0	14:54'29.777
22	38.959	34.827	39.099	1'52.885	263,4	15:05'07.179	17	36.769	32.995	38.514	1'48.278	256,5	14:56'18.055
23	37.958	34.668	39.331	1'51.957	261,5	15:06'59.136	18	36.722	33.523	38.790	1'49.035	258,4	14:58'07.090
24	38.077	35.475	39.221	1'52.773	261,5	15:08'51.909	19	38.334	34.397	39.115	1'51.846	260,2	14:59'58.936
25	37.836	35.061	38.859	1'51.756	261,5	15:10'43.665	20	37.025	33.654	39.115	1'49.794	257,1	15:01'48.730
26	37.769	34.410	38.829	1'51.008	260,9	15:12'34.673	21	38.585	33.814	38.688	1'51.087	258,4	15:03'39.817
27	37.673	34.592	38.917	1'51.182	262,1	15:14'25.855	22	37.302	33.700	38.601	1'49.603	260,9	15:05'29.420
28	37.580	34.124	38.862	1'50.566	260,9	15:16'16.421	23	36.983	34.015	39.413	1'50.411	257,8	15:07'19.831
Race Time 52'51.479													

63 Vincenzo Sospiri Racing (1'47.911)

Lap	Seg.1	Seg.2	Seg.3	Lap Time	km/h	Local Time
Leonardo Pulcini						
1		35.600	38.692	2'03.627		14:25'28.569
2	37.278	32.953	38.926	1'49.157	261,5	14:27'17.726
3	36.870	32.919	38.122	1'47.911	259,6	14:29'05.637
4	36.682	33.235	38.572	1'48.489	260,2	14:30'54.126
5	37.603	33.303	38.660	1'49.566	262,8	14:32'43.692
6	37.699	33.464	38.231	1'49.394	261,5	14:34'33.086
7	37.372	33.333	38.578	1'49.283	263,4	14:36'22.369
8	36.879	33.298	38.429	1'48.606	259,6	14:38'10.975
9	36.882	33.212	38.484	1'48.578	260,2	14:39'59.553
10	37.256	34.335	38.681	1'50.272	261,5	14:41'49.825
11	37.428	33.302	38.459	1'49.189	262,1	14:43'39.014
12	37.018	33.813	38.796	1'49.627	260,9	14:45'28.641
13	37.399	34.218	38.747	1'50.364	259,6	14:47'19.005

Danny Kroes

14	38.627	34.241	1'52.264	3'05.132P	258,4	14:50'24.137
15	40.706	33.662	38.733	1'53.101P	173,6	14:52'17.238
16	37.288	33.673	38.707	1'49.668	257,8	14:54'06.906
17	37.466	34.772	38.585	1'50.823	258,4	14:55'57.729
18	37.331	33.888	38.674	1'49.893	258,4	14:57'47.622
19	37.259	34.119	39.335	1'50.713	259,6	14:59'38.335
20	37.363	34.178	38.914	1'50.455	258,4	15:01'28.790
21	38.503	35.675	39.060	1'53.238	259,6	15:03'22.028
22	38.180	35.487	38.884	1'52.551	262,1	15:05'14.579
23	37.745	34.113	38.605	1'50.463	260,2	15:07'05.042
24	37.294	34.606	38.908	1'50.808	260,2	15:08'55.850
25	37.352	33.867	38.892	1'50.111	261,5	15:10'45.961
26	37.417	33.727	38.644	1'49.788	258,4	15:12'35.749
27	37.059	34.387	38.934	1'50.380	260,9	15:14'26.129
28	37.558	34.115	39.082	1'50.755	260,9	15:16'16.884
Race Time 52'51.942						

71 AF Corse (1'48.278)

Lap	Seg.1	Seg.2	Seg.3	Lap Time	km/h	Local Time
Giorgio Roda						
1		34.690	38.714	1'56.672		14:25'21.614
2	37.605	33.521	38.926	1'50.052	260,2	14:27'11.666
3	37.374	33.973	38.993	1'50.340	259,0	14:29'02.006
4	37.281	34.142	38.739	1'50.162	260,2	14:30'52.168
5	37.367	34.130	38.941	1'50.438	258,4	14:32'42.606

88 LP Racing (1'50.185)

Lap	Seg.1	Seg.2	Seg.3	Lap Time	km/h	Local Time
Lorenzo Marcucci						
1		33.999	38.914	1'55.433		14:25'20.375
2	37.370	33.692	39.123	1'50.185	256,5	14:27'10.560
3	37.464	33.728	39.087	1'50.279	258,4	14:29'00.839
4	37.470	33.861	39.333	1'50.664	257,8	14:30'51.503
5	37.585	33.710	39.190	1'50.485	255,9	14:32'41.988
6	37.526	33.766	39.365	1'50.657	257,1	14:34'32.645
7	38.611	34.464	39.767	1'52.842	256,5	14:36'25.487
8	38.117	34.361	39.717	1'52.195	257,1	14:38'17.682
9	38.219	34.681	39.546	1'52.446	259,0	14:40'10.128
10	38.011	34.287	39.542	1'51.840	256,5	14:42'01.968
11	38.353	36.043	40.919	1'55.315	258,4	14:43'57.283

Riccardo Cazzaniga

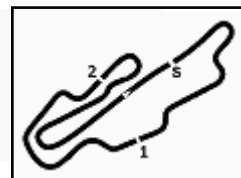
12	38.658	35.114	1'51.372	3'05.144P	255,3	14:47'02.427
13	41.341	35.225	40.053	1'56.619P	172,5	14:48'59.046
14	38.410	35.028	39.387	1'52.825	255,9	14:50'51.871
15	37.916	34.789	40.592	1'53.297	257,1	14:52'45.168
16	39.436	34.240	39.347	1'53.023	255,3	14:54'38.191
17	38.588	34.825	39.269	1'52.682	258,4	14:56'30.873
18	38.152	34.200	39.703	1'52.055	256,5	14:58'22.928
19	38.448	35.192	39.288	1'52.928	255,3	15:00'15.856
20	37.910	35.295	39.710	1'52.915	259,0	15:02'08.771
21	39.153	34.893	39.608	1'53.654	257,8	15:04'02.425
22	38.330	34.898	39.639	1'52.867	255,9	15:05'55.292
23	38.134	34.733	39.469	1'52.336	256,5	15:07'47.628
24	38.149	34.624	39.784	1'52.557	257,8	15:09'40.185
25	39.411	35.473	40.535	1'55.419	259,6	15:11'35.604
26	46.087	34.426	39.135	1'59.648	258,4	15:13'35.252
27	39.094	34.544	39.327	1'52.965	259,0	15:15'28.217
28	38.166	34.743	39.282	1'52.191	257,1	15:17'20.408
Race Time 53'55.466						

91 Dinamic Motorsport (1'52.152)

Lap	Seg.1	Seg.2	Seg.3	Lap Time	km/h	Local Time
1						

04/10/2020

P = Pits In/Out - C = Lap Time Cancelled



ACI Racing Weekend Mugello 01-04 Ottobre 2020
Camp. It. Gran Turismo Sprint - Analysis Race 2

Aut. Int. Mugello Auto 5.245 m

Start at 14:23'24.942

5 / 7

Race Time 53'41.519 26 41.722 37.319 42.463 2'01.504 244,9 15:17'32.501
Race Time 54'07.559

250 Ebimotors (1'58.450)					
Lap	Seg.1	Seg.2	Seg.3	Lap Time	Local Time
Paolo Gnemmi					
1		38.917	42.509	2'14.249	14:25'39.191
2	41.474	37.963	42.454	2'01.891	244,9 14:27'41.082
3	41.720	37.811	42.743	2'02.274	244,3 14:29'43.356
4	40.822	38.204	44.069	2'03.095	244,9 14:31'46.451
5	41.320	38.004	43.095	2'02.419	246,0 14:33'48.870
6	42.472	37.703	42.591	2'02.766	248,3 14:35'51.636
7	40.518	37.679	42.710	2'00.907	246,0 14:37'52.543
8	41.245	40.009	42.990	2'04.244	247,1 14:39'56.787
9	41.125	38.040	43.176	2'02.341	244,9 14:41'59.128
10	40.852	38.735	43.300	2'02.887	244,3 14:44'02.015
Riccardo Pera					
11	41.522	38.071	1'52.504	3'12.097P	246,6 14:47'14.112
12	44.605	37.168	41.818	2'03.591P	157,9 14:49'17.703
13	39.765	36.712	41.973	1'58.450	246,0 14:51'16.153
14	40.183	36.756	41.922	1'58.861	244,9 14:53'15.014
15	40.293	36.944	41.793	1'59.030	244,3 14:55'14.044
16	40.223	37.299	41.946	1'59.468	246,0 14:57'13.512
17	40.075	36.986	42.130	1'59.191	247,1 14:59'12.703
18	40.272	37.030	42.083	1'59.385	244,9 15:01'12.088
19	40.900	37.528	42.337	2'00.765	244,3 15:03'12.853
20	40.937	37.120	41.731	1'59.788	245,5 15:05'12.641
21	40.293	36.861	41.861	1'59.015	244,9 15:07'11.656
22	40.068	36.750	42.094	1'58.912	245,5 15:09'10.568
23	40.151	36.764	41.813	1'58.728	244,9 15:11'09.296
24	40.297	36.906	41.752	1'58.955	245,5 15:13'08.251
25	40.001	37.025	41.776	1'58.802	246,6 15:15'07.053
26	40.049	37.480	42.118	1'59.647	248,3 15:17'06.700
Race Time 53'41.758					

252 Ebimotors (1'58.424)					
Lap	Seg.1	Seg.2	Seg.3	Lap Time	Local Time
Sabino Marco De Castro					
1		36.814	41.971	2'06.752	14:25'31.694
2	40.572	36.697	41.732	1'59.001	244,9 14:27'30.695
3	39.975	36.664	41.785	1'58.424	244,9 14:29'29.119
4	39.909	36.778	41.807	1'58.494	244,9 14:31'27.613
5	40.128	36.853	41.851	1'58.832	244,9 14:33'26.445
6	40.928	37.272	42.004	2'00.204	245,5 14:35'26.649
7	40.035	36.723	42.088	1'58.846	247,7 14:37'25.495
8	39.940	37.058	41.890	1'58.888	247,7 14:39'24.383
9	40.195	36.878	42.014	1'59.087	247,7 14:41'23.470
10	40.168	36.961	42.027	1'59.156	247,1 14:43'22.626
11	40.112	37.194	42.988	2'00.294	246,6 14:45'22.920
12	40.134	37.210	42.055	1'59.399	246,6 14:47'22.319
13	40.276	37.518	42.035	1'59.829	246,6 14:49'22.148
14	40.226	37.213	42.184	1'59.623	248,3 14:51'21.771
Gianluigi Piccioli					
15	40.283	37.403	1'51.622	3'09.308P	246,6 14:54'31.079
16	45.392	39.109	42.804	2'07.305P	157,2 14:56'38.384
17	41.381	39.141	42.982	2'03.504	245,5 14:58'41.888
18	41.348	39.056	42.924	2'03.328	247,1 15:00'45.216
19	41.351	39.100	43.738	2'04.189	246,6 15:02'49.405
20	41.926	38.404	42.865	2'03.195	244,9 15:04'52.600
21	41.278	37.904	43.015	2'02.197	246,0 15:06'54.797
22	41.137	38.979	42.976	2'03.092	246,0 15:08'57.889
23	41.266	38.251	45.007	2'04.524	246,0 15:11'02.413
24	41.262	38.211	43.168	2'02.641	246,6 15:13'05.054
25	41.149	38.128	42.606	2'01.883	246,0 15:15'06.937
26	41.972	38.470	43.800	2'04.242	249,4 15:17'11.179
Race Time 53'46.237					

251 Ebimotors (1'59.541)					
Lap	Seg.1	Seg.2	Seg.3	Lap Time	Local Time
Alberto De Amicis					
1		38.850	42.294	2'13.613	14:25'38.555
2	40.866	37.482	42.290	2'00.638	246,0 14:27'39.193
3	41.390	37.580	42.360	2'01.330	246,6 14:29'40.523
4	42.075	37.184	42.203	2'01.462	246,6 14:31'41.985
5	41.054	38.064	42.362	2'01.480	245,5 14:33'43.465
6	40.795	37.483	42.388	2'00.666	244,3 14:35'44.131
7	40.595	37.536	42.517	2'00.648	244,9 14:37'44.779
8	40.993	37.491	42.346	2'00.830	244,9 14:39'45.609
9	40.843	38.496	42.376	2'01.715	244,3 14:41'47.324
10	40.968	38.060	43.198	2'02.226	244,9 14:43'49.550
11	40.467	37.408	42.584	2'00.459	244,9 14:45'50.009
Mattia Orlando Di Giusto					
12	40.999	37.932	1'57.846	3'16.777P	243,2 14:49'06.786
13	45.687	38.928	42.920	2'07.535P	155,4 14:51'14.321
14	40.907	37.544	42.739	2'01.190	243,8 14:53'15.511
15	41.341	37.847	42.397	2'01.585	246,0 14:55'17.096
16	41.089	37.100	42.284	2'00.473	247,7 14:57'17.569
17	40.652	37.274	42.332	2'00.258	246,0 14:59'17.827
18	40.630	37.786	42.590	2'01.006	246,0 15:01'18.833
19	42.148	38.128	42.281	2'02.557	246,0 15:03'21.390
20	41.185	37.511	43.074	2'01.770	245,5 15:05'23.160
21	41.631	39.014	42.652	2'03.297	244,3 15:07'26.457
22	40.735	37.336	42.827	2'00.898	245,5 15:09'27.355
23	40.777	38.431	43.000	2'02.208	244,3 15:11'29.563
24	40.390	36.972	42.179	1'59.541	244,9 15:13'29.104
25	41.599	37.564	42.730	2'01.893	245,5 15:15'30.997

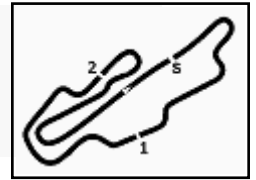
271 W&D Racing Team (2'00.227)					
Lap	Seg.1	Seg.2	Seg.3	Lap Time	Local Time
Paolo Meloni					
1		38.841	42.362	2'13.218	14:25'38.160
2	40.630	37.730	42.437	2'00.797	14:27'38.957
3	41.042	37.888	42.446	2'01.376	245,5 14:29'40.333
4	41.776	37.157	42.463	2'01.396	14:31'41.729
5	41.550	38.031	42.637	2'02.218	14:33'43.947
6	40.777	37.366	42.650	2'00.793	14:35'44.740
7	40.641	37.528	42.365	2'00.534	243,2 14:37'45.274
8	40.829	37.797	42.267	2'00.893	14:39'46.167
9	42.768	37.925	42.114	2'02.807	14:41'48.974
10	41.070	37.950	42.178	2'01.198	14:43'50.172
11	40.412	37.658	42.157	2'00.227	14:45'50.399
12	40.836	38.016	42.741	2'01.593	14:47'51.992
13	41.157	37.488	1'56.620	3'15.265P	240,5 14:51'07.257
14	44.361	37.498	42.254	2'04.113P	14:53'11.370
15	40.917	37.492	42.234	2'00.643	14:55'12.013
16	40.979	37.798	42.325	2'01.102	14:57'13.115
17	41.415	37.717	42.103	2'01.235	14:59'14.350
18	40.325	37.782	42.123	2'00.230	15:01'14.580
19	41.717	38.684	42.632	2'03.033	15:03'17.613
20	41.688	37.885	42.212	2'01.785	15:05'19.398
21	41.574	37.880	42.858	2'02.312	15:07'21.710
22	41.425	38.523	43.775	2'03.723	243,2 15:09'25.433
23	41.822	39.050	43.611	2'04.483	15:11'29.916
24	40.843	38.208	43.986	2'03.037	245,5 15:13'32.953
25	42.172	38.919	42.930	2'04.021	15:15'36.974

04/10/2020

P = Pits In/Out - C = Lap Time Cancelled



Powered By PERUGIA TIMING



ACI Racing Weekend Mugello 01-04 Ottobre 2020
Camp. It. Gran Turismo Sprint - Analysis Race 2

Aut. Int. Mugello Auto 5.245 m

Start at 14:23'24.942

6 / 7

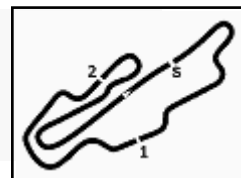
26	42.290	38.154	43.204	2'03.648		15:17'40.622	26	40.371	37.207	42.008	1'59.586	239,5	15:17'00.590
						Race Time 54'15.680							Race Time 53'35.648

277 Nova Race Events (2'00.746)						299 CRAM Motorsport (1'59.035)							
Lap	Seg.1	Seg.2	Seg.3	Lap Time	km/h	Local Time	Lap	Seg.1	Seg.2	Seg.3	Lap Time	km/h	Local Time
Luca Magnoni						Giacomo Riva							
1		38.651	42.351	2'12.820		14:25'37.762	1		38.969	42.446	2'14.442		14:25'39.384
2	40.883	37.432	42.431	2'00.746	241,6	14:27'38.508	2	41.423	38.134	42.386	2'01.943	247,7	14:27'41.327
3	41.311	37.667	42.709	2'01.687	240,5	14:29'40.195	3	40.957	37.640	42.354	2'00.951	247,7	14:29'42.278
4	42.771	38.997	43.672	2'05.440	239,5	14:31'45.635	4	40.804	38.741	44.305	2'03.850	246,6	14:31'46.128
5	41.094	38.669	43.141	2'02.904	238,4	14:33'48.539	5	40.947	38.226	42.666	2'01.839	246,6	14:33'47.967
6	40.960	37.608	42.960	2'01.528	241,1	14:35'50.067	6	40.636	37.656	42.737	2'01.029	247,1	14:35'48.996
7	41.143	38.032	42.775	2'01.950	240,5	14:37'52.017	7	40.999	37.728	42.735	2'01.462	246,0	14:37'50.458
8	41.341	38.700	42.740	2'02.781	240,5	14:39'54.798	8	41.147	38.078	43.717	2'02.942	246,0	14:39'53.400
9	41.192	38.253	43.165	2'02.610	241,1	14:41'57.408	9	40.908	38.078	43.459	2'02.445	247,1	14:41'55.845
10	41.284	39.589	43.260	2'04.133	240,5	14:44'01.541	10	41.109	38.161	44.819	2'04.089	246,0	14:43'59.934
11	41.396	38.186	42.687	2'02.269	240,0	14:46'03.810	Daniel Webster						
12	41.162	37.977	42.813	2'01.952	237,9	14:48'05.762	11	41.339	38.455	1'53.170	3'12.964P	244,3	14:47'12.898
13	41.703	38.079	1'56.661	3'16.443P	238,9	14:51'22.205	12	45.604	38.166	41.964	2'05.734P	158,6	14:49'18.632
14	45.166	38.294	43.592	2'07.052P	154,7	14:53'29.257	13	40.006	36.936	42.341	1'59.283	246,0	14:51'17.915
15	41.969	38.575	43.181	2'03.725	237,9	14:55'32.982	14	40.050	37.393	41.592	1'59.035	244,9	14:53'16.950
16	41.594	38.235	43.883	2'03.712	238,4	14:57'36.694	15	40.199	37.768	42.315	2'00.282	247,7	14:55'17.232
17	41.784	38.578	43.456	2'03.818	238,9	14:59'40.512	16	40.231	37.281	41.708	1'59.220	249,4	14:57'16.452
18	41.906	38.479	43.566	2'03.951	239,5	15:01'44.463	17	40.100	37.338	41.711	1'59.149	247,1	14:59'15.601
19	44.046	39.383	44.276	2'07.705	237,4	15:03'52.168	18	40.161	37.436	41.953	1'59.550	247,7	15:01'15.151
20	41.805	39.779	43.302	2'04.886	237,9	15:05'57.054	19	41.475	38.813	42.509	2'02.797	246,0	15:03'17.948
21	41.597	38.096	42.803	2'02.496	238,9	15:07'59.550	20	41.552	38.021	42.089	2'01.662	249,4	15:05'19.610
22	41.353	37.925	42.554	2'01.832	237,9	15:10'01.382	21	41.597	37.921	42.690	2'02.208	248,8	15:07'21.818
23	41.221	37.817	42.768	2'01.806	237,9	15:12'03.188	22	40.650	37.458	41.843	1'59.951	245,5	15:09'21.769
24	41.184	37.741	42.576	2'01.501	237,4	15:14'04.689	23	40.165	39.164	41.866	2'01.195	247,1	15:11'22.964
25	40.990	37.457	42.727	2'01.174	237,4	15:16'05.863	24	40.238	37.649	41.616	1'59.503	246,6	15:13'22.467
26	41.812	38.490	43.026	2'03.328	237,4	15:18'09.191	25	40.845	37.725	41.879	2'00.449	247,1	15:15'22.916
						Race Time 54'44.249	26	40.482	38.255	41.919	2'00.656	247,1	15:17'23.572
							Race Time 53'58.630						

288 Scuderia Villorba Corse (1'59.205)						322 Duell Race (1'54.053)							
Lap	Seg.1	Seg.2	Seg.3	Lap Time	km/h	Local Time	Lap	Seg.1	Seg.2	Seg.3	Lap Time	km/h	Local Time
Simone Jody Vullo						Gianluca Carboni							
1		38.493	42.260	2'11.803		14:25'36.745	1		37.607	40.501	2'06.654		14:25'31.596
2	40.521	36.934	42.027	1'59.482	241,1	14:27'36.227	2	38.438	35.544	40.071	1'54.053	266,0	14:27'25.649
3	40.526	36.890	42.026	1'59.442	240,5	14:29'35.669	3	38.605	35.494	40.162	1'54.261	268,0	14:29'19.910
4	40.486	37.052	42.123	1'59.661	238,9	14:31'35.330	4	39.098	36.271	41.058	1'56.427	266,7	14:31'16.337
5	40.202	37.067	42.045	1'59.314	240,0	14:33'34.644	5	40.047	36.341	40.749	1'57.137	261,5	14:33'13.474
6	40.204	36.995	42.006	1'59.205	240,5	14:35'33.849	6	39.561	36.376	40.585	1'56.522	265,4	14:35'09.996
7	40.283	38.255	42.216	2'00.754	240,5	14:37'34.603	7	39.152	36.382	40.409	1'55.943	266,7	14:37'05.939
8	40.431	36.928	42.458	1'59.817	241,1	14:39'34.420	8	39.254	36.426	41.116	1'56.796	267,3	14:39'02.735
9	40.729	37.313	42.102	2'00.144	240,0	14:41'34.564	9	39.428	36.800	41.436	1'57.664	266,7	14:41'00.399
10	40.250	38.261	42.070	2'00.581	240,5	14:43'35.145	10	39.975	36.995	40.713	1'57.683	266,0	14:42'58.082
Andrea Belicchi						Vincenzo Sauto							
11	40.436	37.847	1'57.741	3'16.024P	242,2	14:46'51.169	11	39.601	36.600	40.926	1'57.127	267,3	14:44'55.209
12	44.464	37.408	42.378	2'04.250P	158,1	14:48'55.419	12	39.082	36.099	40.122	1'55.303	266,7	14:46'50.512
13	40.626	38.271	42.413	2'01.310	239,5	14:50'56.729	13	39.206	36.621	40.603	1'56.430	267,3	14:48'46.942
14	40.637	37.892	42.364	2'00.893	238,9	14:52'57.622	14	39.936	37.452	40.649	1'58.037	266,0	14:50'44.979
15	40.680	37.434	42.360	2'00.474	238,9	14:54'58.096	15	40.857	37.714	1'56.125	3'14.696P	266,7	14:53'59.675
16	40.578	37.160	42.219	1'59.957	238,9	14:56'58.053	16	44.379	40.280	41.634	2'06.293P	174,8	14:56'05.968
17	40.509	37.181	42.135	1'59.825	238,9	14:58'57.878	17	40.655	37.918	41.893	2'00.466	267,3	14:58'06.434
18	41.164	37.430	42.343	2'00.937	238,4	15:00'58.815	18	41.308	38.167	42.411	2'01.886	267,3	15:00'08.320
19	40.751	37.773	42.152	2'00.676	239,5	15:02'59.491	Race Time 36'43.378						
20	41.331	37.375	42.078	2'00.784	238,9	15:05'00.275							
21	40.738	37.275	42.109	2'00.122	239,5	15:07'00.397							
22	40.471	37.549	42.054	2'00.074	240,5	15:09'00.471							
23	40.416	37.092	43.474	2'00.982	240,5	15:11'01.453							
24	40.558	36.971	42.196	1'59.725	240,0	15:13'01.178							
25	40.478	37.344	42.004	1'59.826	241,6	15:15'01.004							
							333 SR&R (1'55.338)						
Lap	Seg.1	Seg.2	Seg.3	Lap Time	km/h	Local Time	Luca Demarchi						
1							1		36.387	40.805	2'02.705		14:25'27.647
2		39.007					2		36.407	40.387	1'55.801	268,0	14:27'23.448

04/10/2020

P = Pits In/Out - C = Lap Time Cancelled



ACI Racing Weekend Mugello 01-04 Ottobre 2020
Camp. It. Gran Turismo Sprint - Analysis Race 2

Aut. Int. Mugello Auto 5.245 m

7 / 7

Start at 14:23'24.942

3	38.564	36.555	40.219	1'55.338	267,3	14:29'18.786
4	38.651	36.504	40.374	1'55.529	267,3	14:31'14.315
5	38.902	36.777	40.013	1'55.692	266,0	14:33'10.007
6	39.116	36.765	40.943	1'56.824	267,3	14:35'06.831
7	39.139	36.792	40.582	1'56.513	267,3	14:37'03.344
8	39.326	37.358	41.262	1'57.946	266,0	14:39'01.290
9	39.268	37.382	40.748	1'57.398	268,0	14:40'58.688
10	39.001	36.771	40.930	1'56.702	267,3	14:42'55.390
11	39.280	37.387	41.923	1'58.590	269,3	14:44'53.980
12	39.116	36.643	40.351	1'56.110	267,3	14:46'50.090
13	39.157	36.774	40.423	1'56.354	266,0	14:48'46.444
14	39.668	37.490	40.920	1'58.078	266,0	14:50'44.522

Gian Piero Cristoni

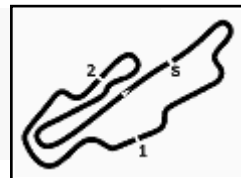
15	40.563	38.007	1'55.261	3'13.831P	268,7	14:53'58.353
16	45.064	39.424	41.838	2'06.326P	168,0	14:56'04.679
17	40.896	38.040	41.723	2'00.659	266,0	14:58'05.338
18	41.646	38.325	42.619	2'02.590	266,7	15:00'07.928
19	42.198	40.706	42.926	2'05.830	258,4	15:02'13.758
20	42.096	39.557	42.707	2'04.360	262,8	15:04'18.118
21	41.659	38.911	42.568	2'03.138	256,5	15:06'21.256
22	41.399	39.269	42.721	2'03.389	263,4	15:08'24.645
23	41.807	39.130	42.619	2'03.556	264,1	15:10'28.201
24	41.678	39.988	42.375	2'04.041	263,4	15:12'32.242
25	42.478	39.148	44.561	2'06.187	264,1	15:14'38.429
26	41.560	39.513	42.903	2'03.976	262,1	15:16'42.405

Race Time 53'17.463

355 Easy Race (1'53.008)

Lap	Seg.1	Seg.2	Seg.3	Lap Time	km/h	Local Time
Riccardo Chiesa						
1		36.190	40.242	2'03.819		14:25'28.761
2	38.978	35.923	40.512	1'55.413	254,7	14:27'24.174
3	38.686	36.110	40.640	1'55.436	269,3	14:29'19.610
4	39.130	35.941	41.425	1'56.496	268,0	14:31'16.106
5	39.877	36.376	40.760	1'57.013	256,5	14:33'13.119
6	39.733	36.295	40.386	1'56.414	266,7	14:35'09.533
7	39.153	36.449	40.417	1'56.019	266,7	14:37'05.552
8	39.400	36.505	40.940	1'56.845	267,3	14:39'02.397
9	39.342	37.058	41.254	1'57.654	266,7	14:41'00.051
10	39.794	37.232	40.664	1'57.690	268,0	14:42'57.741
Matteo Greco						
11	39.522	36.422	1'58.797	3'14.741P	267,3	14:46'12.482
12	42.518	35.959	39.644	1'58.121P	179,4	14:48'10.603
13	38.808	35.584	39.582	1'53.974	268,7	14:50'04.577
14	38.366	35.135	39.507	1'53.008	266,7	14:51'57.585
15	39.115	35.479	39.654	1'54.248	266,7	14:53'51.833
16	39.950	36.029	40.710	1'56.689	267,3	14:55'48.522
17	39.115	36.104	39.726	1'54.945	268,7	14:57'43.467
18	38.961	36.549	40.865	1'56.375	268,7	14:59'39.842
19	39.897	36.842	40.368	1'57.107	267,3	15:01'36.949
20	40.195	37.518	40.757	1'58.470	268,0	15:03'35.419
21	40.562	36.911	40.285	1'57.758	266,7	15:05'33.177
22	39.305	36.740	40.276	1'56.321	268,0	15:07'29.498
23	39.339	36.376	41.240	1'56.955	268,7	15:09'26.453
24	41.021	38.258	40.490	1'59.769	268,7	15:11'26.222
25	40.379	36.332	40.227	1'56.938	267,3	15:13'23.160
26	39.331	36.479	40.699	1'56.509	270,0	15:15'19.669
27	39.976	36.943	40.462	1'57.381	266,7	15:17'17.050

Race Time 53'52.108 + 0.291Pen



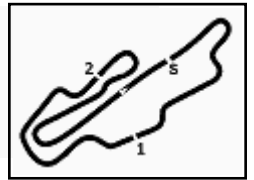
ACI Racing Weekend Mugello 01-04 Ottobre 2020

Camp. It. Gran Turismo Sprint - Pit Times Race 2

Aut. Int. Mugello Auto 5.245 m

Pit Intervention Time: 0 secs

No.	Entrant	Car		Race Time	Local Time	Pit Time
3	Easy Race	S.HUDSPETH	PIT IN	13'06.157	14:36'31.099	
			PIT OUT	13'51.021	14:37'15.963	44.864
		M.MICHELOTTO	PIT IN	30'35.390	14:54'00.332	
			PIT OUT	31'47.840	14:55'12.782	1'12.450
7	BMW Team Italia	M.ZUG	PIT IN	29'18.509	14:52'43.451	
		S.COMANDINI	PIT OUT	30'39.068	14:54'04.010	1'20.559
12	Audi Sport Italia	M.DRUDI	PIT IN	23'42.173	14:47'07.115	
		R.AGOSTINI	PIT OUT	25'22.979	14:48'47.921	1'40.806
19	Vincenzo Sospiri Racing	T.TUJULA	PIT IN	22'06.948	14:45'31.890	
		Y.NEMOTO	PIT OUT	23'27.533	14:46'52.475	1'20.585
21	AF Corse	M.CRESSONI	PIT IN	27'42.046	14:51'06.988	
		S.MANN	PIT OUT	28'57.385	14:52'22.327	1'15.339
25	RS Racing	A.VEZZONI	PIT IN	22'39.553	14:46'04.495	
		D.DI AMATO	PIT OUT	23'50.725	14:47'15.667	1'11.172
27	AKM Motorsport	L.SPINELLI	PIT IN	29'10.064	14:52'35.006	
		L.FERRARI	PIT OUT	30'24.526	14:53'49.468	1'14.462
32	Imperiale Racing	K.GALBIATI	PIT IN	21'52.163	14:45'17.105	
		G.VENTURINI	PIT OUT	23'05.779	14:46'30.721	1'13.616
63	Vincenzo Sospiri Racing	L.PULCINI	PIT IN	25'42.957	14:49'07.899	
		D.KROES	PIT OUT	26'59.195	14:50'24.137	1'16.238
71	AF Corse	G.RODA	PIT IN	22'27.385	14:45'52.327	
		A.ROVERA	PIT OUT	23'38.750	14:47'03.692	1'11.365
88	LP Racing	L.MARCUCCI	PIT IN	22'23.811	14:45'48.753	
		R.CAZZANIGA	PIT OUT	23'37.485	14:47'02.427	1'13.674
91	Dinamic Motorsport	A.DE GIACOMI	PIT IN	21'26.635	14:44'51.577	
		M.CASSARÀ	PIT OUT	22'46.304	14:46'11.246	1'19.669
92	Dinamic Motorsport	H.FADEL	PIT IN	28'56.336	14:52'21.278	
			PIT OUT	30'19.685	14:53'44.627	1'23.349
215	BMW Team Italia	F.GUERRA	PIT IN	26'04.774	14:49'29.716	
		S.RICCITELLI	PIT OUT	27'14.790	14:50'39.732	1'10.016
227	Nova Race Events	L.SEGÙ	PIT IN	27'50.677	14:51'15.619	
		F.DE LUCA	PIT OUT	29'02.610	14:52'27.552	1'11.933
250	Ebimotors	P.GNEMMI	PIT IN	22'37.410	14:46'02.352	
		R.PERA	PIT OUT	23'49.170	14:47'14.112	1'11.760
251	Ebimotors	A.DE AMICIS	PIT IN	24'23.563	14:47'48.505	
		M.ORLANDO DI GIUSTO	PIT OUT	25'41.844	14:49'06.786	1'18.281
252	Ebimotors	S.DE CASTRO	PIT IN	29'53.313	14:53'18.255	
		G.PICCIOLI	PIT OUT	31'06.137	14:54'31.079	1'12.824
271	W&D Racing Team	P.MELONI	PIT IN	26'27.137	14:49'52.079	
			PIT OUT	27'42.315	14:51'07.257	1'15.178
277	Nova Race Events	L.MAGNONI	PIT IN	26'41.404	14:50'06.346	
			PIT OUT	27'57.263	14:51'22.205	1'15.859
288	Scuderia Villorba Corse	S.VULLO	PIT IN	22'09.845	14:45'34.787	
		A.BELICCHI	PIT OUT	23'26.227	14:46'51.169	1'16.382
299	CRAM Motorsport	G.RIVA	PIT IN	22'35.923	14:46'00.865	
		D.WEBSTER	PIT OUT	23'47.956	14:47'12.898	1'12.033
322	Duell Race	G.CARBONI	PIT IN	29'17.502	14:52'42.444	
		V.SAUTO	PIT OUT	30'34.733	14:53'59.675	1'17.231
333	SR&R	L.DEMARCHI	PIT IN	29'16.411	14:52'41.353	

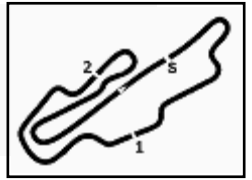


ACI Racing Weekend Mugello 01-04 Ottobre 2020
Camp. It. Gran Turismo Sprint - Pit Times Race 2

Aut. Int. Mugello Auto 5.245 m

Pit Intervention Time: 0 secs

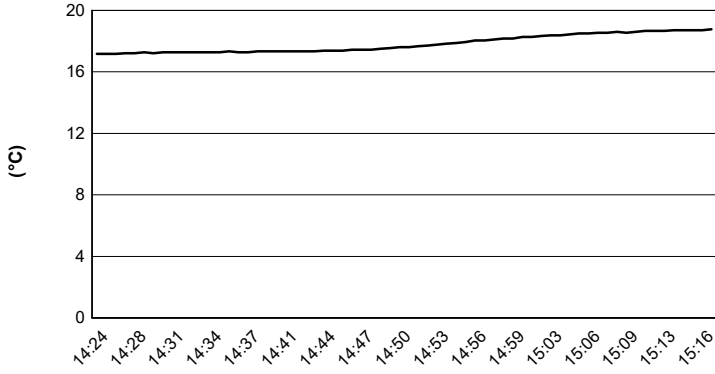
No.	Entrant	Car	PIT OUT	Race Time	Local Time	Pit Time
333	SR&R	G.CRISTONI	PIT OUT	30'33.411	14:53'58.353	1'17.000
355	Easy Race	R.CHIESA	PIT IN	21'27.637	14:44'52.579	
		M.GRECO	PIT OUT	22'47.540	14:46'12.482	1'19.903



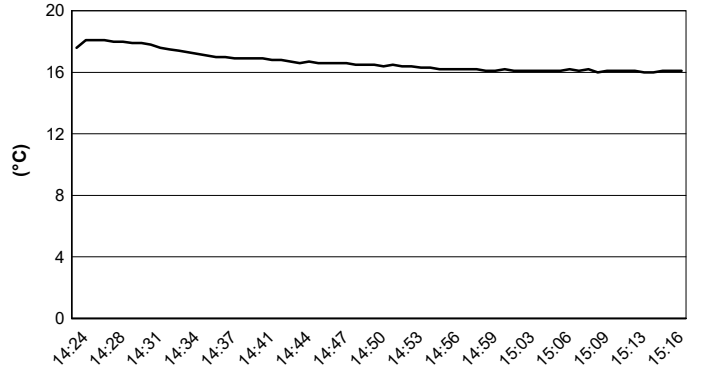
ACI Racing Weekend Mugello 01-04 Ottobre 2020
Camp. It. Gran Turismo Sprint - Weather Report Race 2
Session started 14:24 - Session ended 15:18

Aut. Int. Mugello Auto 5.245 m

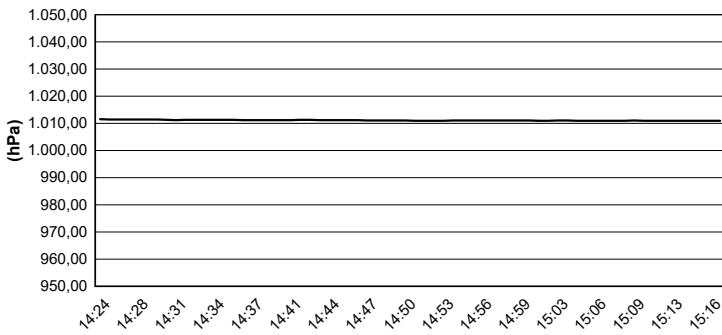
Air Temperature



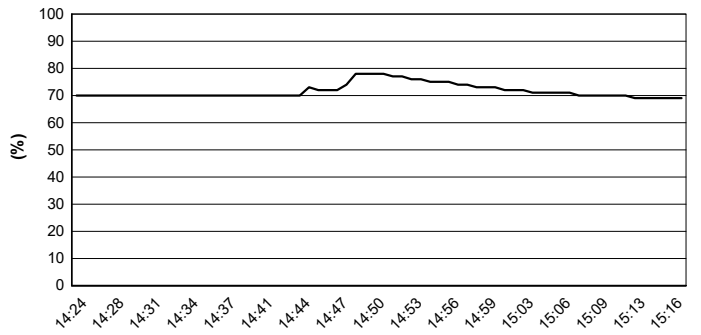
Track Temperature



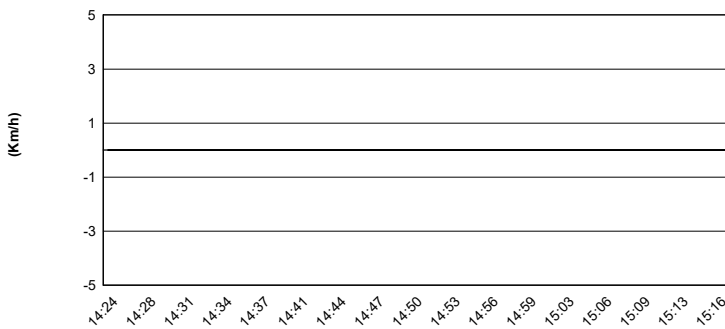
Air Pressure



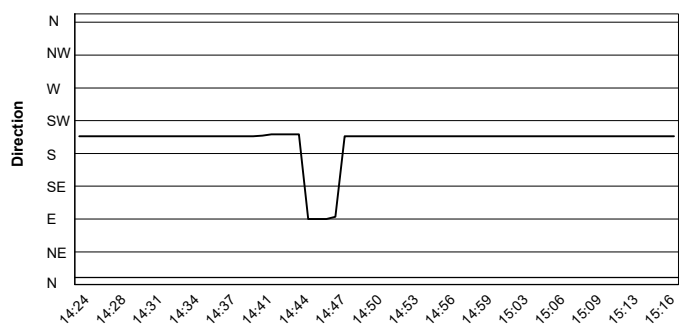
Humidity



Wind Speed



Wind Direction



04/10/2020