

ACI Racing Weekend Mugello 01-04 Ottobre 2020

Italian F4 Championship Powered by Abarth - Results FP 1

Aut. Int. Mugello Auto 5.245 m

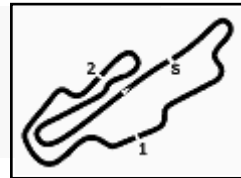
No.	Driver	Nat	Entrant	Team	Car	Class	Time	Gap	Rel.	Laps
1	46 MINI Gabriele	ITA	Prema Powerteam	Prema Powerteam	Tatuus F4 T-014 Abarth	R	1'48.134			13
2	17 EDGAR Jonny	GBR	Van Amersfoort Racing	Van Amersfoort Racing	Tatuus F4 T-014 Abarth		1'48.293	0.159	0.159	15
3	48 SALMENAUTIO Jesse	FIN	Bhaitech	Bhaitech	Tatuus F4 T-014 Abarth		1'48.456	0.322	0.163	17
4	51 PIZZI Francesco	ITA	Van Amersfoort Racing	Van Amersfoort Racing	Tatuus F4 T-014 Abarth	R	1'48.462	0.328	0.006	16
5	31 BARNARD Taylor	GBR	AKM Motorsport	AKM Motorsport	Tatuus F4 T-014 Abarth	R	1'48.565	0.431	0.103	17
6	68 RAMOS REYNOSO Santiago	MEX	Jenzer Motorsport	Jenzer Motorsport	Tatuus F4 T-014 Abarth	R	1'48.600	0.466	0.035	17
7	35 DELLI GUANTI Pietro	ITA	BVM Racing	BVM Technorace	Tatuus F4 T-014 Abarth	R	1'48.693	0.559	0.093	16
8	19 OGAARD Sebastian	DEN	Bhaitech	Bhaitech	Tatuus F4 T-014 Abarth	R	1'48.726	0.592	0.033	16
9	66 CHOVANEK Zdenek	CZE	Bhaitech	Bhaitech	Tatuus F4 T-014 Abarth	R	1'48.744	0.610	0.018	17
10	85 BORTOLETO OLIVERIRA Gabriel	BRA	Prema Powerteam	Prema Powerteam	Tatuus F4 T-014 Abarth	R	1'48.773	0.639	0.029	17
11	11 PATTERSON Dexter Macham	GBR	Bhaitech	Bhaitech	Tatuus F4 T-014 Abarth	R	1'48.801	0.667	0.028	17
12	6 MONTOYA Sebastian	COL	Prema Powerteam	Prema Powerteam	Tatuus F4 T-014 Abarth	R	1'48.866	0.732	0.065	17
13	72 FORNAROLI Leonardo	ITA	Iron Lynx	Iron Lynx	Tatuus F4 T-014 Abarth	R	1'48.881	0.747	0.015	18
14	28 BRASCHI Francesco	ITA	Jenzer Motorsport	Jenzer Motorsport	Tatuus F4 T-014 Abarth	R	1'48.967	0.833	0.086	19
15	27 FREYMUTH Sebastian	DEU	AS Motorsport	AS Motorsport	Tatuus F4 T-014 Abarth		1'48.980	0.846	0.013	20
16	21 GNOS Axel	CHE	G4 Racing	G4 Racing	Tatuus F4 T-014 Abarth		1'49.092	0.958	0.112	18
17	52 CRAWFORD Jak	USA	Van Amersfoort Racing	Van Amersfoort Racing	Tatuus F4 T-014 Abarth		1'49.120	0.986	0.028	17
18	7 BEGANOVIC Dino	SWE	Prema Powerteam	Prema Powerteam	Tatuus F4 T-014 Abarth	R	1'49.191	1.057	0.071	16
19	14 UGRAN Filip Joan	ROU	Jenzer Motorsport	Jenzer Motorsport	Tatuus F4 T-014 Abarth		1'49.199	1.065	0.008	17
20	84 SIMONAZZI Francesco	ITA	BVM Racing	BVM Technorace	Tatuus F4 T-014 Abarth	R	1'49.254	1.120	0.055	13
21	77 ROSSO Andrea	ITA	Cram Motorsport	Cram Motorsport	Tatuus F4 T-014 Abarth	R	1'49.257	1.123	0.003	15
22	3 SMAL Kyrill	RUS	Prema Powerteam	Prema Powerteam	Tatuus F4 T-014 Abarth		1'49.269	1.135	0.012	18
23	9 PATRESE Lorenzo	ITA	AKM Motorsport	AKM Motorsport	Tatuus F4 T-014 Abarth	R	1'49.621	1.487	0.352	18
24	13 FERATI Jasin	CHE	Jenzer Motorsport	Jenzer Motorsport	Tatuus F4 T-014 Abarth	R	1'49.653	1.519	0.032	17
25	88 AL QUBAISI Hamda	UAE	Abu Dhabi Racing	Abu Dhabi Racing	Tatuus F4 T-014 Abarth	R	1'50.092	1.958	0.439	17
26	15 WISNICKI Piotr	POL	Jenzer Motorsport	Jenzer Motorsport	Tatuus F4 T-014 Abarth	R	1'50.129	1.995	0.037	17
27	86 VALINT Bence	HUN	Van Amersfoort Racing	Van Amersfoort Racing	Tatuus F4 T-014 Abarth	R	1'50.168	2.034	0.039	18
28	76 CATINO Vittorio	ITA	Cram Motorsport	Cram Motorsport	Tatuus F4 T-014 Abarth	R	1'50.392	2.258	0.224	18
29	8 CENYU Han	CHN	Van Amersfoort Racing	Van Amersfoort Racing	Tatuus F4 T-014 Abarth	R	1'50.513	2.379	0.121	17

Humidity:	76%	AIR	17°C
Condition:	DRY	Temp:	17°C

Race Director : Alessandro Ferrari

Clerk of the Course : Antonio Canu

Start	End
02/10/2020 09:49	10:32



ACI Racing Weekend Mugello 01-04 Ottobre 2020

Italian F4 Championship Powered by Abarth - Ideal Times FP 1

Aut. Int. Mugello Auto 5.245 m

No. Driver	Car	Seg. 1 Diff. 1	Seg. 2 Diff. 2	Seg. 3 Diff. 3	Ideal Time		
					Best Lap	Pos.	Diff.
1 46 MINI G. (ITA)	Tatuus F4 T-014 Abarth	36.998	32.050 +0.057	39.027 +0.002	1'48.075 1'48.134	1	0.059
2 17 EDGAR J. (GBR)	Tatuus F4 T-014 Abarth	37.182 +0.079	31.976	39.002 +0.054	1'48.160 1'48.293	2	0.133
3 48 SALMENAUTIO J. (FIN)	Tatuus F4 T-014 Abarth	37.111	32.151	39.135 +0.059	1'48.397 1'48.456	3	0.059
4 31 BARNARD T. (GBR)	Tatuus F4 T-014 Abarth	37.248 +0.064	32.015 +0.103	39.135	1'48.398 1'48.565	5	0.167
5 35 DELLI GUANTI P. (ITA)	Tatuus F4 T-014 Abarth	37.260 +0.075	32.040 +0.147	39.115 +0.056	1'48.415 1'48.693	7	0.278
6 51 PIZZI F. (ITA)	Tatuus F4 T-014 Abarth	37.089	32.253 +0.019	39.101	1'48.443 1'48.462	4	0.019
7 19 OGAARD S. (DEN)	Tatuus F4 T-014 Abarth	37.116	32.191	39.192 +0.227	1'48.499 1'48.726	8	0.227
8 85 BORTOLETO OLIVERIR	Tatuus F4 T-014 Abarth	37.220	32.139 +0.194	39.220	1'48.579 1'48.773	10	0.194
9 68 RAMOS REYNOSO S. (M)	Tatuus F4 T-014 Abarth	37.379 +0.002	32.133 +0.004	39.082	1'48.594 1'48.600	6	0.006
10 28 BRASCHI F. (ITA)	Tatuus F4 T-014 Abarth	37.341	32.254 +0.214	39.070 +0.088	1'48.665 1'48.967	14	0.302
11 66 CHOVANEK Z. (CZE)	Tatuus F4 T-014 Abarth	37.198 +0.052	32.189	39.305	1'48.692 1'48.744	9	0.052
12 6 MONTOYA S. (COL)	Tatuus F4 T-014 Abarth	37.222 +0.130	32.183	39.289 +0.042	1'48.694 1'48.866	12	0.172
13 11 PATTERSON D. (GBR)	Tatuus F4 T-014 Abarth	37.242	32.210 +0.007	39.342	1'48.794 1'48.801	11	0.007
14 72 FORNAROLI L. (ITA)	Tatuus F4 T-014 Abarth	37.365	32.131	39.353 +0.032	1'48.849 1'48.881	13	0.032
15 52 CRAWFORD J. (USA)	Tatuus F4 T-014 Abarth	37.284 +0.028	32.380 +0.079	39.188 +0.161	1'48.852 1'49.120	17	0.268
16 27 FREYMUTH S. (DEU)	Tatuus F4 T-014 Abarth	37.234 +0.031	32.132 +0.074	39.494 +0.015	1'48.860 1'48.980	15	0.120
17 21 GNOS A. (CHE)	Tatuus F4 T-014 Abarth	37.434	32.304 +0.193	39.158 +0.003	1'48.896 1'49.092	16	0.196
18 14 UGRAN F. (ROU)	Tatuus F4 T-014 Abarth	37.402 +0.220	32.453	39.063 +0.061	1'48.918 1'49.199	19	0.281
19 7 BEGANOVIC D. (SWE)	Tatuus F4 T-014 Abarth	37.391 +0.077	32.349	39.374	1'49.114 1'49.191	18	0.077
20 84 SIMONAZZI F. (ITA)	Tatuus F4 T-014 Abarth	37.574 +0.075	32.288	39.312 +0.005	1'49.174 1'49.254	20	0.080
21 3 SMAL K. (RUS)	Tatuus F4 T-014 Abarth	37.431 +0.044	32.323 +0.035	39.436	1'49.190 1'49.269	22	0.079
22 77 ROSSO A. (ITA)	Tatuus F4 T-014 Abarth	37.603	32.302 +0.012	39.325 +0.015	1'49.230 1'49.257	21	0.027
23 9 PATRESE L. (ITA)	Tatuus F4 T-014 Abarth	37.536 +0.088	32.442 +0.102	39.422 +0.031	1'49.400 1'49.621	23	0.221
24 13 FERATI J. (CHE)	Tatuus F4 T-014 Abarth	37.605	32.460 +0.027	39.482 +0.079	1'49.547 1'49.653	24	0.106
25 15 WISNICKI P. (POL)	Tatuus F4 T-014 Abarth	37.873 +0.267	32.469 +0.032	39.488	1'49.830 1'50.129	26	0.299
26 86 VALINT B. (HUN)	Tatuus F4 T-014 Abarth	37.725	32.586 +0.165	39.618 +0.074	1'49.929 1'50.168	27	0.239
27 88 AL QUBAISI H. (UAE)	Tatuus F4 T-014 Abarth	37.833 +0.038	32.524	39.603 +0.094	1'49.960 1'50.092	25	0.132
28 8 CENYU H. (CHN)	Tatuus F4 T-014 Abarth	37.897 +0.130	32.700 +0.110	39.674 +0.002	1'50.271 1'50.513	29	0.242
29 76 CATINO V. (ITA)	Tatuus F4 T-014 Abarth	37.923 +0.120	32.663	39.686	1'50.272 1'50.392	28	0.120
Overall Ideal Time		36.998	36.998	31.976 39.002	1'47.976		

02/10/2020

ACI Racing Weekend Mugello 01-04 Ottobre 2020
Italian F4 Championship Powered by Abarth - Analysis FP 1

Aut. Int. Mugello Auto 5.245 m

3 K. SMAL (1'49.269)

Lap	Seg.1	Seg.2	Seg.3	Lap Time	km/h	Local Time
						9:50'12.503
1	47.955	37.581	1'16.791	2'42.327P	153,2	9:52'54.830
2	45.341			1'42.002P	156,5	9:54'36.832
3	43.562	35.589	40.781	1'59.932P	157,4	9:56'36.764
4	41.261	35.896	40.247	1'57.404	209,3	9:58'34.168
5	46.744	48.663	40.194	2'15.601	184,3	10:00'49.769
6	37.980	33.831	42.879	1'54.690	225,5	10:02'44.459
7	37.702	32.587	39.627	1'49.916	225,0	10:04'34.375
8	37.475	32.358	39.436	1'49.269	225,9	10:06'23.644
9	37.431	32.323	41.821	1'51.575	227,4	10:08'15.219
10	40.396			7'37.236P	226,9	10:15'52.455
11	43.464	34.857	40.101	1'58.422P	156,3	10:17'50.877
12	37.667	32.699	39.608	1'49.974	225,9	10:19'40.851
13	37.573	32.621	39.557	1'49.751	225,5	10:21'30.602
14	37.565	33.687	39.795	1'51.047	226,9	10:23'21.649
15	37.815	32.545	39.533	1'49.893	226,4	10:25'11.542
16	37.516	33.374	40.327	1'51.217	227,8	10:27'02.759
17	37.908	32.586	41.213	1'51.707	227,4	10:28'54.466
18	37.801	32.538	39.488	1'49.827	225,0	10:30'44.293

16 38.934 33.698 39.687 1'52.319 225,0 10:29'03.490

8 H. CENYU (1'50.513)

Lap	Seg.1	Seg.2	Seg.3	Lap Time	km/h	Local Time
						9:50'33.964
1	53.551	45.677	48.056	2'27.284P	123,9	9:53'01.248
2	49.185	43.165	45.542	2'17.892	184,0	9:55'19.140
3	42.702	39.152	43.931	2'05.785	193,5	9:57'24.925
4	39.774	34.155	40.414	1'54.343	221,3	9:59'19.268
5	38.828	33.212	40.348	1'52.388	222,7	10:01'11.656
6	38.927	33.008	39.785	1'51.720	221,3	10:03'03.376
7	38.188	32.779	40.079	1'51.046	225,5	10:04'54.422
8	38.065	32.753	40.084	1'50.902	229,3	10:06'45.324
9	38.027	32.810	39.676	1'50.513	225,5	10:08'35.837
10	38.294	33.414	7'01.613	8'13.321P	224,1	10:16'49.158
11	55.481	34.899	40.572	2'10.952P	133,2	10:19'00.110
12	38.565	33.430	39.674	1'51.669	222,7	10:20'51.779
13	38.099	32.819	40.475	1'51.393	223,1	10:22'43.172
14	43.774	36.796	39.942	2'00.512	223,1	10:24'43.684
15	38.061	32.700	39.846	1'50.607	225,0	10:26'34.291
16	37.897	33.142	39.921	1'50.960	225,0	10:28'25.251
17	38.281	33.511	40.023	1'51.815	225,5	10:30'17.066

6 S. MONTROYA (1'48.866)

Lap	Seg.1	Seg.2	Seg.3	Lap Time	km/h	Local Time
						9:50'11.032
1	47.161	36.292	40.839	2'04.292P	152,3	9:52'15.324
2	39.966	35.349	40.773	1'56.088	216,4	9:54'11.412
3	37.835	33.069	40.763	1'51.667	225,5	9:56'03.079
4	38.477	32.812	39.308	1'50.597	225,5	9:57'53.676
5	37.461	32.744	39.396	1'49.601	226,4	9:59'43.277
6	37.222	32.535	39.296	1'49.053	224,5	10:01'32.330
7	37.352	32.183	39.331	1'48.866	225,0	10:03'21.196
8	37.454	32.460	41.144	1'51.058	225,5	10:05'12.254
9	37.436	32.320	39.494	1'49.250	225,9	10:07'01.504
10	37.538	32.486	8'04.067	9'14.091P	224,5	10:16'15.595
11	43.959	33.616	39.660	1'57.235P	155,6	10:18'12.830
12	37.710	32.540	39.338	1'49.588	223,6	10:20'02.418
13	38.056	33.120	39.381	1'50.557	225,5	10:21'52.975
14	37.460	32.447	39.289	1'49.196	224,5	10:23'42.171
15	37.402	33.132	39.550	1'50.084	225,0	10:25'32.255
16	37.647	32.745	39.666	1'50.058	225,9	10:27'22.313
17	37.975	39.733	44.191	2'01.899	225,0	10:29'24.212

9 L. PATRESE (1'49.621)

Lap	Seg.1	Seg.2	Seg.3	Lap Time	km/h	Local Time
						9:50'21.510
1	48.029	37.093	41.165	2'06.287P	155,0	9:52'27.797
2	39.039	33.472	39.903	1'52.414	220,4	9:54'20.211
3	38.074	32.691	39.536	1'50.301	224,5	9:56'10.512
4	38.056	32.442	39.592	1'50.090	225,0	9:58'00.602
5	37.703	32.534	39.422	1'49.659	224,5	9:59'50.261
6	37.624	32.544	39.453	1'49.621	225,0	10:01'39.882
7	37.536	33.439	43.901	1'54.876	223,6	10:03'34.758
8	1'03.065			5'59.697P	228,3	10:09'34.455
9	42.639	33.584	39.875	1'56.098P	162,2	10:11'30.553
10	38.102	32.511	39.521	1'50.134	223,1	10:13'20.687
11	37.948	32.659	39.581	1'50.188	223,6	10:15'10.875
12	37.871	32.716	39.575	1'50.162	224,1	10:17'01.037
13	37.742	37.809	40.107	1'55.658	224,1	10:18'56.695
14	37.921	32.524	39.575	1'50.020	225,0	10:20'46.715
15	45.217	36.818	41.145	2'03.180	224,5	10:22'49.895
16	37.966	33.301	40.017	1'51.284	225,9	10:24'41.179
17	37.859	32.562	39.449	1'49.870	226,9	10:26'31.049
18	37.632	32.752	39.439	1'49.823	228,3	10:28'20.872

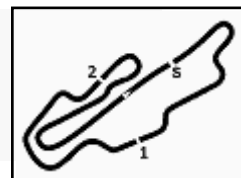
7 D. BEGANOVIC (1'49.191)

Lap	Seg.1	Seg.2	Seg.3	Lap Time	km/h	Local Time
						9:50'08.482
1	47.106	36.263	41.008	2'04.377P	146,5	9:52'12.859
2	38.713	33.317	39.954	1'51.984	218,2	9:54'04.843
3	37.975	33.361	39.566	1'50.902	223,6	9:55'55.745
4	37.548	32.652	39.501	1'49.701	224,1	9:57'45.446
5	37.515	32.531	41.535	1'51.581	224,1	9:59'37.027
6	37.576	32.660	39.379	1'49.615	225,9	10:01'26.642
7	37.468	32.349	39.374	1'49.191	224,1	10:03'15.833
8	37.391	32.512	39.469	1'49.372	225,0	10:05'05.205
9	37.723			10'41.357P	224,1	10:15'46.562
10	45.277	34.696	41.708	2'01.681P	156,5	10:17'48.243
11	38.154	32.947	39.603	1'50.704	223,1	10:19'38.947
12	37.712	32.721	39.544	1'49.977	226,9	10:21'28.924
13	37.964	32.560	39.561	1'50.085	225,9	10:23'19.009
14	37.736	32.887	39.785	1'50.408	223,1	10:25'09.417
15	38.883	39.829	43.042	2'01.754	225,0	10:27'11.171

11 D. PATTERSON (1'48.801)

Lap	Seg.1	Seg.2	Seg.3	Lap Time	km/h	Local Time
						9:50'45.945
1	50.494	40.299	41.693	2'12.486P	148,6	9:52'58.431
2	38.988	33.825	39.970	1'52.783	220,0	9:54'51.214
3	37.859	32.690	39.578	1'50.127	225,0	9:56'41.341
4	37.557	33.577	39.538	1'50.672	227,4	9:58'32.013
5	37.714	32.582	39.544	1'49.840	226,9	10:00'21.853
6	37.626	32.497	39.554	1'49.677	226,4	10:02'11.530
7	37.493	36.201	3'06.816	4'20.510P	226,9	10:06'32.040
8	42.219	33.084	40.012	1'55.315P	157,0	10:08'27.355
9	37.905	32.873	39.685	1'50.463	225,5	10:10'17.818
10	38.110			4'46.866P	226,9	10:15'04.684
11	51.570	39.733	40.949	2'12.252P	150,4	10:17'16.936
12	39.074	33.777	39.573	1'52.424	222,2	10:19'09.360
13	37.501	32.631	39.401	1'49.533	226,4	10:20'58.893

02/10/2020 P = Pits In/Out - C = Lap Time Cancelled



ACI Racing Weekend Mugello 01-04 Ottobre 2020
Italian F4 Championship Powered by Abarth - Analysis FP 1

Aut. Int. Mugello Auto 5.245 m

2 / 5

14	37.417	32.359	39.361	1'49.137	227,4	10:22'48.030	12	38.233	33.281	39.685	1'51.199	222,7	10:16'31.220
15	37.371	32.210	39.430	1'49.011	229,3	10:24'37.041	13	37.873	32.977	39.623	1'50.473	224,1	10:18'21.693
16	37.242	32.217	39.342	1'48.801	226,9	10:26'25.842	14	38.140	32.501	39.488	1'50.129	224,5	10:20'11.822
17	37.275	36.041	40.003	1'53.319	227,4	10:28'19.161	15	37.887	32.469	39.877	1'50.233	224,5	10:22'02.055
							16	38.059	33.110	40.659	1'51.828	224,5	10:23'53.883
							17	37.967	32.772	39.841	1'50.580	226,4	10:25'44.463

13 J. FERATI (1'49.653)

Lap	Seg.1	Seg.2	Seg.3	Lap Time	km/h	Local Time
						9:50'20.648
1	48.700	38.238	41.686	2'08.624P	152,1	9:52'29.272
2	39.320	33.614	39.845	1'52.779	218,6	9:54'22.051
3	38.000	32.879	39.691	1'50.570	225,9	9:56'12.621
4	37.941	33.008	39.739	1'50.688	225,9	9:58'03.309
5	37.660	32.581	39.493	1'49.734	226,9	9:59'53.043
6	37.736	32.494	39.482	1'49.712	226,4	10:01'42.755
7	37.644	32.460	39.590	1'49.694	225,0	10:03'32.449
8	37.605	32.487	39.561	1'49.653	224,5	10:05'22.102
9	37.926			4'45.666P	225,9	10:10'07.768
10	42.563	33.294	39.842	1'55.699P	156,7	10:12'03.467
11	38.072	32.863	39.715	1'50.650	224,1	10:13'54.117
12	38.043	33.005	39.698	1'50.746	223,1	10:15'44.863
13	37.925			3'42.574P	224,1	10:19'27.437
14	45.136	34.287	44.208	2'03.631P	157,4	10:21'31.068
15	38.334	33.249	40.453	1'52.036	228,3	10:23'23.104
16	38.153	34.173	40.188	1'52.514	229,3	10:25'15.618
17	37.958	33.114	39.625	1'50.697	228,3	10:27'06.315

17 J. EDGAR (1'48.293)

Lap	Seg.1	Seg.2	Seg.3	Lap Time	km/h	Local Time
						9:50'53.266
1	52.886	41.147	46.098	2'20.131P	139,9	9:53'13.397
2	42.645	36.269	1'23.674	2'42.588P	184,0	9:55'55.985
3	43.196	33.696	42.952	1'59.844P	161,4	9:57'55.829
4	38.176	32.409	39.048	1'49.633	228,3	9:59'45.462
5	37.432	32.068	39.002	1'48.502	227,8	10:01'33.964
6	37.261	31.976	39.056	1'48.293	228,3	10:03'22.257
7	37.182	32.455	39.162	1'48.799	230,3	10:05'11.056
8	40.018	36.784	41.338	1'58.140	227,8	10:07'09.196
9	37.459	32.272	39.124	1'48.855	227,8	10:08'58.051
10	37.328	32.182	7'35.855	8'45.365P	227,4	10:17'43.416
11	42.540	34.666	42.423	1'59.629P	160,2	10:19'43.045
12	37.402	33.086	39.271	1'49.759	227,8	10:21'32.804
13	37.401	32.818	39.552	1'49.771	228,8	10:23'22.575
14	37.505	33.567	46.759	1'57.831	231,3	10:25'20.406
15	37.306	32.413	39.258	1'48.977	229,3	10:27'09.383

14 F. UGRAN (1'49.199)

Lap	Seg.1	Seg.2	Seg.3	Lap Time	km/h	Local Time
						9:51'15.469
1	50.089	39.919	45.256	2'15.264P	140,1	9:53'30.733
2	41.679	35.160	41.436	1'58.275	187,2	9:55'29.008
3	40.540	37.466	41.842	1'59.848	220,9	9:57'28.856
4	38.157	33.344	39.260	1'50.761	227,8	9:59'19.617
5	37.402	32.893	39.421	1'49.716	233,8	10:01'09.333
6	37.577	32.620	39.063	1'49.260	227,4	10:02'58.593
7	37.478	32.514	39.597	1'49.589	230,3	10:04'48.182
8	37.419	34.530	39.978	1'51.927	229,8	10:06'40.109
9	37.582	32.866	7'51.416	9'01.864P	228,3	10:15'41.973
10	42.684	34.213	39.723	1'56.620P	157,9	10:17'38.593
11	37.785	32.854	39.237	1'49.876	226,4	10:19'28.469
12	37.647	32.746	39.322	1'49.715	226,9	10:21'18.184
13	37.622	32.453	39.124	1'49.199	227,8	10:23'07.383
14	37.558	44.266	41.027	2'02.851	228,8	10:25'10.234
15	38.228	33.542	39.457	1'51.227	233,3	10:27'01.461
16	37.594	33.237	39.241	1'50.072	229,8	10:28'51.533
17	37.494	32.764	39.226	1'49.484	232,3	10:30'41.017

19 S. OGAARD (1'48.726)

Lap	Seg.1	Seg.2	Seg.3	Lap Time	km/h	Local Time
						9:50'55.776
1	50.865	40.858	43.497	2'15.220P	133,0	9:53'10.996
2	40.646	35.358	40.186	1'56.190	209,7	9:55'07.186
3	38.064	32.776	39.448	1'50.288	223,6	9:56'57.474
4	37.575	32.888	39.527	1'49.990	225,0	9:58'47.464
5	37.428	32.630	39.552	1'49.610	226,9	10:00'37.074
6	37.420	32.419	39.760	1'49.599	229,8	10:02'26.673
7	37.506	32.355	39.484	1'49.345	224,1	10:04'16.018
8	37.412	32.339	39.502	1'49.253	223,6	10:06'05.271
9	38.046	37.449	8'45.135	10'00.630P	224,5	10:16'05.901
10	51.154	39.549	43.620	2'14.323P	135,2	10:18'20.224
11	40.485	33.936	40.224	1'54.645	218,2	10:20'14.869
12	37.524	32.239	39.192	1'48.955	225,0	10:22'03.824
13	37.162	32.388	39.317	1'48.867	225,5	10:23'52.691
14	37.206	32.419	39.289	1'48.914	224,5	10:25'41.605
15	37.116	32.191	39.419	1'48.726	225,5	10:27'30.331
16	37.206	39.756	40.133	1'57.095	226,4	10:29'27.426

15 P. WISNICKI (1'50.129)

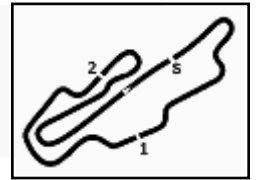
Lap	Seg.1	Seg.2	Seg.3	Lap Time	km/h	Local Time
						9:50'47.564
1	50.821	40.969	44.183	2'15.973P	149,0	9:53'03.537
2	41.597	34.454	40.097	1'56.148	204,5	9:54'59.685
3	38.648	33.043	39.951	1'51.642	222,7	9:56'51.327
4	38.735	33.614	39.853	1'52.202	224,5	9:58'43.529
5	38.277	32.793	39.752	1'50.822	225,5	10:00'34.351
6	38.100	33.855	41.325	1'53.280	225,5	10:02'27.631
7	38.103	32.695	39.493	1'50.291	226,4	10:04'17.922
8	38.142	32.628	39.617	1'50.387	225,0	10:06'08.309
9	38.207	33.704	42.941	1'54.852	225,5	10:08'03.161
10	38.094	33.114	3'30.049	4'41.257P	225,5	10:12'44.418
11	42.326	33.263	40.014	1'55.603P	156,7	10:14'40.021

21 A. GNOS (1'49.092)

Lap	Seg.1	Seg.2	Seg.3	Lap Time	km/h	Local Time
						9:50'35.611
1	49.836	40.799	42.533	2'13.168P	137,6	9:52'48.779
2	40.488	34.971	40.676	1'56.135	204,2	9:54'44.914
3	39.396	33.438	40.170	1'53.004	224,5	9:56'37.918
4	37.839	36.322	2'29.011	4'03.172P	226,9	10:00'41.090
5	44.499	35.407	40.082	1'59.988P	156,5	10:02'41.078
6	37.880	32.838	39.504	1'50.222	227,4	10:04'31.300
7	37.969	32.807	39.430	1'50.206	227,4	10:06'21.506
8	37.470	32.731	40.962	1'51.163	228,3	10:08'12.669
9	38.045	37.418	4'19.752	5'35.215P	228,3	10:13'47.884
10	53.695	38.456	43.247	2'15.398P	136,9	10:16'03.282
11	39.355	33.652	39.605	1'52.612	214,3	10:17'55.894
12	37.647	32.304	39.251	1'49.202	225,0	10:19'45.096

02/10/2020

P = Pits In/Out - C = Lap Time Cancelled



ACI Racing Weekend Mugello 01-04 Ottobre 2020
Italian F4 Championship Powered by Abarth - Analysis FP 1

Aut. Int. Mugello Auto 5.245 m

3 / 5

13	37.482	32.662	39.158	1'49.302	225,5	10:21'34.398	5	37.374	32.015	39.237	1'48.626	227,4	10:00'04.237
14	37.434	32.497	39.161	1'49.092	226,4	10:23'23.490	6	37.248	32.089	39.777	1'49.114	227,4	10:01'53.351
15	37.887	33.317	39.590	1'50.794	231,8	10:25'14.284	7	37.948	33.425	3'47.014	4'58.387P	227,8	10:06'51.738
16	37.611	32.379	39.262	1'49.252	225,9	10:27'03.536	8	41.995	32.688	39.631	1'54.314P	158,4	10:08'46.052
17	37.467	32.844	43.456	1'53.767	228,8	10:28'57.303	9	37.743	32.229	39.421	1'49.393	225,5	10:10'35.445
18	37.605	32.347	39.347	1'49.299	225,9	10:30'46.602	10	39.734	33.636	39.404	1'52.774	225,5	10:12'28.219

27 S. FREYMUTH (1'48.980)

Lap	Seg.1	Seg.2	Seg.3	Lap Time	km/h	Local Time
9:50'48.294						
1	50.671	39.618	1'20.029	2'50.318P	150,4	9:53'38.612
2	43.025	34.316	42.286	1'59.627P	158,1	9:55'38.239
3	38.398	33.162	39.788	1'51.348	223,1	9:57'29.587
4	37.837	33.154	39.757	1'50.748	228,3	9:59'20.335
5	38.033	33.315	40.067	1'51.415	228,3	10:01'11.750
6	37.970	32.861	39.730	1'50.561	224,5	10:03'02.311
7	37.857	32.628	39.742	1'50.227	225,0	10:04'52.538
8	37.622	32.712	39.778	1'50.112	224,5	10:06'42.650
9	38.079	32.883	39.686	1'50.648	226,4	10:08'33.298
10	37.874	33.009	3'15.517	4'26.400P	225,9	10:12'59.698
11	49.001	37.050	41.897	2'07.948P	151,7	10:15'07.646
12	42.045	33.382	39.607	1'55.034	197,8	10:17'02.680
13	37.748	33.355	39.494	1'50.597	227,4	10:18'53.277
14	37.485	32.303	39.522	1'49.310	224,1	10:20'42.587
15	37.234	32.286	39.536	1'49.056	225,0	10:22'31.643
16	38.422	36.473	39.679	1'54.574	225,0	10:24'26.217
17	37.389	32.309	39.582	1'49.280	224,1	10:26'15.497
18	37.265	32.206	39.509	1'48.980	225,5	10:28'04.477
19	37.504	32.132	39.542	1'49.178	225,5	10:29'53.655
20	37.336	32.202	39.631	1'49.169	225,5	10:31'42.824

35 P. DELLI GUANTI (1'48.693)

Lap	Seg.1	Seg.2	Seg.3	Lap Time	km/h	Local Time
9:53'50.575						
1	50.573	42.976	44.344	2'17.893P	137,2	9:56'08.468
2	43.339	35.397	40.154	1'58.890	188,8	9:58'07.358
3	45.305	36.013	39.721	2'01.039	204,2	10:00'08.397
4	37.716	32.241	39.298	1'49.255	224,5	10:01'57.652
5	37.335	32.168	39.206	1'48.709	225,5	10:03'46.361
6	37.809	32.324	39.321	1'49.454	226,4	10:05'35.815
7	37.260	32.040	39.624	1'48.924	225,9	10:07'24.739
8	37.388	32.080	39.475	1'48.943	225,0	10:09'13.682
9	37.445	32.102	39.179	1'48.726	225,0	10:11'02.408
10	40.166			5'09.797P	225,0	10:16'12.205
11	43.526	34.333	39.426	1'57.285P	157,0	10:18'09.490
12	37.704	32.146	39.344	1'49.194	224,1	10:19'58.684
13	37.518	32.167	39.115	1'48.800	224,1	10:21'47.484
14	37.412	32.066	39.364	1'48.842	225,0	10:23'36.326
15	37.335	32.187	39.171	1'48.693	227,8	10:25'25.019
16	38.481	38.358	44.756	2'01.595	226,4	10:27'26.614

28 F. BRASCHI (1'48.967)

Lap	Seg.1	Seg.2	Seg.3	Lap Time	km/h	Local Time
9:50'41.456						
1	54.135	42.783	46.606	2'23.524P	117,5	9:53'04.980
2	43.964	38.000	42.980	2'04.944	217,7	9:55'09.924
3	40.515	34.243	39.789	1'54.547	222,2	9:57'04.471
4	38.031	33.116	39.355	1'50.502	226,9	9:58'54.973
5	37.578	33.059	39.406	1'50.043	226,9	10:00'45.016
6	37.579	32.635	39.229	1'49.443	225,9	10:02'34.459
7	37.341	32.468	39.158	1'48.967	225,9	10:04'23.426
8	39.092	34.132	39.672	1'52.896	225,9	10:06'16.322
9	37.472	32.254	44.699	1'54.425	225,9	10:08'10.747
10	38.057	41.802	44.934	2'04.793	228,3	10:10'15.540
11	39.032			3'37.514P	225,0	10:13'53.054
12	46.512	33.727	39.400	1'59.639P	158,4	10:15'52.693
13	37.846	32.867	39.571	1'50.284	225,5	10:17'42.977
14	38.182	37.568	40.705	1'56.455	228,3	10:19'39.432
15	37.753	32.815	39.390	1'49.958	231,8	10:21'29.390
16	38.196	33.479	39.159	1'50.834	231,3	10:23'20.224
17	37.376	32.983	39.070	1'49.429	229,3	10:25'09.653
18	37.705	33.001	39.657	1'50.363	232,8	10:27'00.016
19	49.147	37.706	39.986	2'06.839	228,3	10:29'06.855

46 G. MINI (1'48.134)

Lap	Seg.1	Seg.2	Seg.3	Lap Time	km/h	Local Time
9:50'09.614						
1	47.572	36.247	40.616	2'04.435P	146,1	9:52'14.049
2	38.977	35.380	39.736	1'54.093	214,7	9:54'08.142
3	37.747	33.424	39.557	1'50.728	227,8	9:55'58.870
4	37.436	32.222	39.129	1'48.787	227,8	9:57'47.657
5	36.998	32.107	39.029	1'48.134	229,3	9:59'35.791
6	37.073	32.050	39.052	1'48.175	227,8	10:01'23.966
7	37.161	32.144	39.027	1'48.332	228,3	10:03'12.298
8	37.130	32.270	39.068	1'48.468	228,3	10:05'00.766
9	37.390	32.096	39.124	1'48.610	228,3	10:06'49.376
10	37.421			9'27.377P	229,8	10:16'16.753
11	42.207	35.656	40.028	3'21.371P	160,5	10:19'38.124
12	37.693	32.690	39.305	1'49.688	226,9	10:21'27.812
13	37.439	41.605	44.916	2'03.960	227,8	10:23'31.772

48 J. SALMENAUTIO (1'48.456)

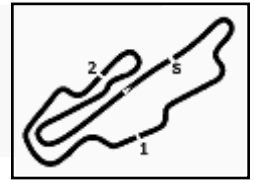
Lap	Seg.1	Seg.2	Seg.3	Lap Time	km/h	Local Time
9:51'26.007						
1	47.407	37.447	44.370	2'09.224P	152,8	9:53'35.231
2	42.011	34.186	42.506	1'58.703	187,5	9:55'33.934
3	37.883	33.440	39.595	1'50.918	224,1	9:57'24.852
4	37.838	33.948	39.356	1'51.142	225,9	9:59'15.994
5	37.404	32.569	39.576	1'49.549	225,5	10:01'05.543
6	37.347	32.412	39.329	1'49.088	224,5	10:02'54.631
7	37.325	32.479	39.379	1'49.183	225,5	10:04'43.814

31 T. BARNARD (1'48.565)

Lap	Seg.1	Seg.2	Seg.3	Lap Time	km/h	Local Time
9:50'31.606						
1	51.482	40.119	41.895	2'13.496P	148,4	9:52'45.102
2	38.981	33.291	39.599	1'51.871	220,0	9:54'36.973
3	37.695	32.852	39.313	1'49.860	225,9	9:56'26.833
4	37.296	32.344	39.138	1'48.778	226,9	9:58'15.611

02/10/2020

P = Pits In/Out - C = Lap Time Cancelled



ACI Racing Weekend Mugello 01-04 Ottobre 2020

Italian F4 Championship Powered by Abarth - Analysis FP 1

Aut. Int. Mugello Auto 5.245 m

4 / 5

8	37.430	32.267	39.528	1'49.225	224,5	10:06'33.039	7	37.822	32.915	39.549	1'50.286	227,8	10:04'29.730
9	37.348	32.251	39.394	1'48.993	225,5	10:08'22.032	8	37.744	32.913	39.533	1'50.190	226,9	10:06'19.920
10	38.995			7'57.835P	225,0	10:16'19.867	9	37.876	33.023	40.468	1'51.367	227,8	10:08'11.287
11	46.880	38.980	41.729	2'07.589P	152,8	10:18'27.456	10	38.377			7'50.523P	227,8	10:16'01.810
12	39.741	35.213	41.724	1'56.678	220,0	10:20'24.134	11	50.421	40.863	47.656	2'18.940P	125,0	10:18'20.750
13	39.359	34.906	39.838	1'54.103	219,5	10:22'18.237	12	41.850	35.765	40.409	1'58.024	188,5	10:20'18.774
14	37.177	32.304	39.135	1'48.616	225,0	10:24'06.853	13	37.711	32.453	39.384	1'49.548	227,4	10:22'08.322
15	37.158	32.436	41.679	1'51.273	226,4	10:25'58.126	14	37.250	32.189	39.305	1'48.744	227,4	10:23'57.066
16	37.140	32.189	39.239	1'48.568	224,5	10:27'46.694	15	37.223	32.312	39.324	1'48.859	227,4	10:25'45.925
17	37.111	32.151	39.194	1'48.456	224,5	10:29'35.150	16	37.198	32.209	39.687	1'49.094	228,3	10:27'35.019
							17	37.441	33.642	40.178	1'51.261	225,9	10:29'26.280

51 F. PIZZI (1'48.462)

Lap	Seg.1	Seg.2	Seg.3	Lap Time	km/h	Local Time
1	57.675	43.597	2'55.279	4'36.551P	125,6	9:55'01.191
2	54.080	39.779	44.977	2'18.836P	135,3	9:57'20.027
3	46.948	37.024	40.928	2'04.900	174,5	9:59'24.927
4	38.187	33.050	39.429	1'50.666	225,5	10:01'15.939
5	37.553	32.503	39.159	1'49.215	225,9	10:03'04.808
6	37.139	32.938	39.412	1'49.489	229,8	10:04'54.297
7	37.278	32.253	39.145	1'48.676	227,4	10:06'42.973
8	37.089	32.272	39.101	1'48.462	234,3	10:08'31.435
9	37.833	37.143	6'38.969	7'53.945P	228,8	10:16'25.380
10	48.428	42.424	1'27.606	2'58.458P	159,5	10:19'23.838
11	47.993	45.551	42.342	2'15.886P	162,7	10:21'39.724
12	38.211	36.139	41.022	1'55.372	226,4	10:23'35.096
13	37.724	34.510	39.290	1'51.524	226,9	10:25'26.620
14	37.515	32.636	39.178	1'49.329	229,3	10:27'15.949
15	37.441	32.491	39.132	1'49.064	227,8	10:29'05.013
16	37.408	32.356	39.228	1'48.992	229,3	10:30'54.005

68 S. RAMOS REYNOSO (1'48.600)

Lap	Seg.1	Seg.2	Seg.3	Lap Time	km/h	Local Time
1	49.532	39.472	42.810	2'11.814P		9:50'23.342
2	40.448	35.507	41.313	1'57.268	220,9	9:54'32.424
3	39.619	34.888	43.932	1'58.439	221,3	9:56'30.863
4	37.971	32.497	39.247	1'49.715	225,5	9:58'20.578
5	37.381	32.137	39.082	1'48.600	226,9	10:00'09.178
6	38.846	33.583	40.205	1'52.634	230,8	10:02'01.812
7	37.452	32.133	39.214	1'48.799	226,4	10:03'50.611
8	38.059	40.093	4'53.113	6'11.265P	226,9	10:10'01.876
9	43.313	33.733	40.089	1'57.135P	155,6	10:11'59.011
10	38.613	33.173	46.915	1'58.701	220,9	10:13'57.712
11	38.092	32.770	39.634	1'50.496	225,5	10:15'48.208
12	37.427	34.255	50.085	2'01.767	225,9	10:17'49.975
13	41.464	32.539	46.369	2'00.372	215,1	10:19'50.347
14	38.878			3'51.210P	225,5	10:23'41.557
15	44.089	32.822	39.383	1'56.294P	157,9	10:25'37.851
16	37.721	32.235	40.296	1'50.252	227,8	10:27'28.103
17	37.488	32.389	39.548	1'49.425	228,8	10:29'17.528

52 J. CRAWFORD (1'49.120)

Lap	Seg.1	Seg.2	Seg.3	Lap Time	km/h	Local Time
1	56.360	41.492	3'03.493	4'41.345P	117,5	9:51'04.713
2	45.758	37.700	42.340	2'05.798P	145,9	9:57'51.856
3	41.785	35.351	42.089	1'59.225	181,8	9:59'51.081
4	38.959	34.783	40.127	1'53.869	216,4	10:01'44.950
5	37.572	32.380	39.188	1'49.140	226,4	10:03'34.090
6	37.284	32.681	39.635	1'49.600	227,4	10:05'23.690
7	37.312	32.459	39.349	1'49.120	228,3	10:07'12.810
8	37.473	32.443	39.365	1'49.281	227,4	10:09'02.091
9	37.535	32.444	6'05.104	7'15.083P	225,5	10:16'17.174
10	42.929	33.801	42.497	1'59.227P	157,0	10:18'16.401
11	37.684	32.473	39.355	1'49.512	225,5	10:20'05.913
12	37.455	32.512	39.273	1'49.240	225,5	10:21'55.153
13	37.752	34.396	39.370	1'51.518	227,4	10:23'46.671
14	37.431	32.424	39.354	1'49.209	226,4	10:25'35.880
15	37.549	32.469	39.221	1'49.239	227,4	10:27'25.119
16	37.449	32.587	39.386	1'49.422	226,9	10:29'14.541
17	37.653	32.573	39.379	1'49.605	226,4	10:31'04.146

72 L. FORNAROLI (1'48.881)

Lap	Seg.1	Seg.2	Seg.3	Lap Time	km/h	Local Time
1	50.602	38.127	1'26.877	2'55.606P	122,9	9:53'14.004
2	44.057			1'55.828P	157,7	9:55'09.832
3	42.724	34.099	39.964	1'56.787P	162,7	9:57'06.619
4	39.032	33.104	39.858	1'51.994	225,9	9:58'58.613
5	37.456	32.394	39.452	1'49.302	226,4	10:00'47.915
6	37.961	32.464	39.353	1'49.778	226,4	10:02'37.693
7	37.365	32.131	39.385	1'48.881	226,9	10:04'26.574
8	37.488	34.685	39.500	1'51.673	226,9	10:06'18.247
9	37.405	32.233	41.748	1'51.386	226,9	10:08'09.633
10	37.440	32.248	40.543	1'50.231	225,5	10:09'59.864
11	37.906	32.264	5'26.036	6'36.206P	222,7	10:16'36.070
12	42.934	33.211	39.867	1'56.012P	153,8	10:18'32.082
13	37.672	32.809	39.539	1'50.020	225,0	10:20'22.102
14	37.627	32.419	39.622	1'49.668	226,4	10:22'11.770
15	37.747	33.594	39.435	1'50.776	226,9	10:24'02.546
16	37.806	32.562	39.535	1'49.903	226,4	10:25'52.449
17	37.798	32.379	39.466	1'49.643	226,9	10:27'42.092
18	40.095	37.022	41.091	1'58.208	226,9	10:29'40.300

66 Z. CHOVANEK (1'48.744)

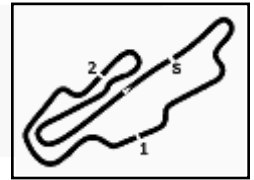
Lap	Seg.1	Seg.2	Seg.3	Lap Time	km/h	Local Time
1	51.921	40.582	45.070	2'17.573P	124,6	9:50'51.576
2	43.639	34.913	40.544	1'59.096	184,9	9:55'08.245
3	38.185	32.950	39.487	1'50.622	227,8	9:56'58.867
4	38.125	33.204	39.635	1'50.964	227,8	9:58'49.831
5	37.751	37.712	43.150	1'58.613	227,4	10:00'48.444
6	38.094	33.086	39.820	1'51.000	229,3	10:02'39.444

76 V. CATINO (1'50.392)

Lap	Seg.1	Seg.2	Seg.3	Lap Time	km/h	Local Time
1	53.219	42.161	43.943	2'19.323P	141,9	9:53'28.287
2	41.879	38.017	41.175	2'01.071	220,9	9:55'29.358
3	39.700	33.351	40.271	1'53.322	225,0	9:57'22.680

02/10/2020

P = Pits In/Out - C = Lap Time Cancelled



ACI Racing Weekend Mugello 01-04 Ottobre 2020
Italian F4 Championship Powered by Abarth - Analysis FP 1

Aut. Int. Mugello Auto 5.245 m

5 / 5

4	38.392	32.981	40.128	1'51.501	224,5	9:59'14.181	7	37.417	32.329	39.627	1'49.373	227,8	10:03'18.457
5	38.223	33.226	40.873	1'52.322	224,5	10:01'06.503	8	39.300	39.510	40.316	1'59.126	228,3	10:05'17.583
6	37.933	33.076	39.740	1'50.749	226,9	10:02'57.252	9	37.747			9'50.843P	227,8	10:15'08.426
7	38.089	32.763	40.060	1'50.912	227,4	10:04'48.164	10	43.354			1'33.647P	155,8	10:16'42.073
8	38.199	33.980	45.413	1'57.592	225,0	10:06'45.756	11	41.074	32.792	40.505	1'54.371P	161,2	10:18'36.444
9	38.249	32.947	39.691	1'50.887	231,3	10:08'36.643	12	37.975	32.626	39.269	1'49.870	225,5	10:20'26.314
10	38.151	33.244	5'29.599	6'40.994P	225,9	10:15'17.637	13	37.620	32.139	39.283	1'49.042	227,8	10:22'15.356
11	42.325	34.664	39.920	1'56.909P	157,7	10:17'14.546	14	37.407	32.322	40.633	1'50.362	228,3	10:24'05.718
12	38.242	32.885	39.730	1'50.857	225,9	10:19'05.403	15	37.641	32.412	44.199	1'54.252	228,3	10:25'59.970
13	38.085	32.808	39.774	1'50.667	225,5	10:20'56.070	16	37.768	32.519	39.440	1'49.727	229,8	10:27'49.697
14	38.043	32.663	39.686	1'50.392	225,9	10:22'46.462	17	37.657	32.563	39.491	1'49.711	228,3	10:29'39.408
15	38.745	33.953	39.885	1'52.583	226,4	10:24'39.045							
16	37.923	33.044	39.938	1'50.905	227,4	10:26'29.950							
17	37.963	32.934	39.873	1'50.770	226,4	10:28'20.720							
18	38.369	33.828	40.088	1'52.285	227,8	10:30'13.005							

86 B. VALINTI (1'50.168)

Lap	Seg.1	Seg.2	Seg.3	Lap Time	km/h	Local Time
1	52.730	43.689	1'43.259	3'19.678P	140,6	9:53'49.884
2	47.197	40.215	42.998	2'10.410P	148,1	9:56'00.294
3	42.112	36.969	42.241	2'01.322	196,7	9:58'01.616
4	41.945	35.152	40.737	1'57.834	189,5	9:59'59.450
5	38.976	33.772	40.092	1'52.840	221,3	10:01'52.290
6	38.663	33.464	40.004	1'52.131	220,9	10:03'44.421
7	40.263	35.569	40.067	1'55.899	221,3	10:05'40.320
8	38.398	33.082	39.930	1'51.410	221,8	10:07'31.730
9	38.114	32.785	5'01.564	6'12.463P	222,7	10:13'44.193
10	47.469	36.382	40.810	2'04.661P	133,3	10:15'48.854
11	38.390	34.228	39.999	1'52.617	224,5	10:17'41.471
12	38.094	32.586	39.618	1'50.298	223,1	10:19'31.769
13	37.725	32.751	39.692	1'50.168	222,7	10:21'21.937
14	37.991	33.515	39.748	1'51.254	222,7	10:23'13.191
15	38.019	33.126	40.868	1'52.013	222,2	10:25'05.204
16	38.079	34.310	40.050	1'52.439	225,0	10:26'57.643
17	39.277	34.596	39.822	1'53.695	222,2	10:28'51.338
18	38.423	33.783	40.017	1'52.223	222,7	10:30'43.561

77 A. ROSSO (1'49.257)

Lap	Seg.1	Seg.2	Seg.3	Lap Time	km/h	Local Time
						9:51'06.747
1	51.891	38.072	42.773	2'12.736P	130,3	9:53'19.483
2	40.738	34.640	41.129	1'56.507	201,9	9:55'15.990
3	38.595	33.035	39.557	1'51.187	225,5	9:57'07.177
4	37.807	32.310	39.325	1'49.442	230,3	9:58'56.619
5	37.606	32.302	39.482	1'49.390	228,3	10:00'46.009
6	37.603	32.314	39.340	1'49.257	228,3	10:02'35.266
7	37.731	32.580	39.426	1'49.737	229,8	10:04'25.003
8	37.924			1'107.440P	228,3	10:15'32.443
9	42.649	33.430	39.757	1'55.836P	157,0	10:17'28.279
10	38.126	32.396	39.709	1'50.231	225,0	10:19'18.510
11	37.891	32.441	39.514	1'49.846	224,1	10:21'08.356
12	37.680	34.415	39.961	1'52.056	225,5	10:23'00.412
13	37.790	32.387	39.854	1'50.031	225,9	10:24'50.443
14	38.201	34.293	43.944	1'56.438	225,0	10:26'46.881
15	38.061	32.835	39.632	1'50.528	226,9	10:28'37.409

84 F. SIMONAZZI (1'49.254)

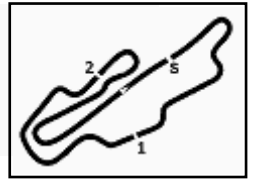
Lap	Seg.1	Seg.2	Seg.3	Lap Time	km/h	Local Time
						9:53'54.781
1	47.451	42.265	3'36.650	5'06.366P	151,5	9:59'01.147
2	44.880	33.959	39.964	1'58.803P	152,3	10:00'59.950
3	38.071	32.631	39.343	1'50.045	221,8	10:02'49.995
4	37.629	32.578	39.312	1'49.519	224,5	10:04'39.514
5	37.649	32.288	39.317	1'49.254	224,5	10:06'28.768
6	37.574	32.480	39.357	1'49.411	225,0	10:08'18.179
7	37.708	33.789	39.909	1'51.406	225,0	10:10'09.585
8	38.250			9'06.987P	225,5	10:19'16.572
9	42.035	33.175	39.580	1'54.790P	159,3	10:21'11.362
10	37.764	34.188	39.506	1'51.458	224,1	10:23'02.820
11	37.946	34.216	39.657	1'51.819	225,5	10:24'54.639
12	37.612	32.502	39.445	1'49.559	225,0	10:26'44.198
13	37.617	32.602	39.406	1'49.625	225,5	10:28'33.823

85 G. BORTOLETO OLIVERIRA (1'48.773)

Lap	Seg.1	Seg.2	Seg.3	Lap Time	km/h	Local Time
						9:50'11.482
1	47.066	36.438	40.623	2'04.127P	154,5	9:52'15.609
2	39.098	34.560	41.005	1'54.663	222,7	9:54'10.272
3	37.997	33.184	39.582	1'50.763	221,8	9:56'01.035
4	37.439	32.549	39.228	1'49.216	229,8	9:57'50.251
5	37.220	32.333	39.220	1'48.773	228,3	9:59'39.024
6	37.537	32.418	40.105	1'50.060	227,8	10:01'29.084

02/10/2020

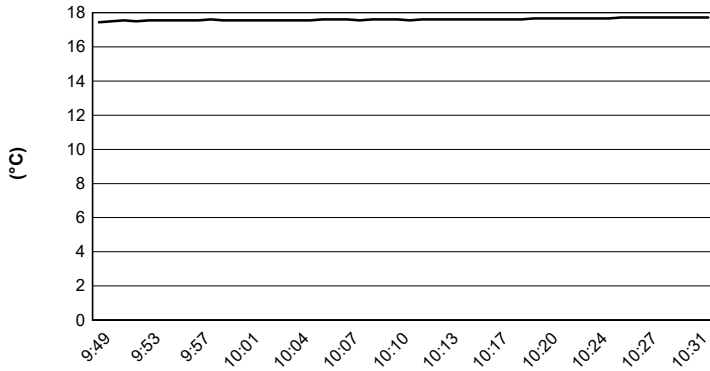
P = Pits In/Out - C = Lap Time Cancelled



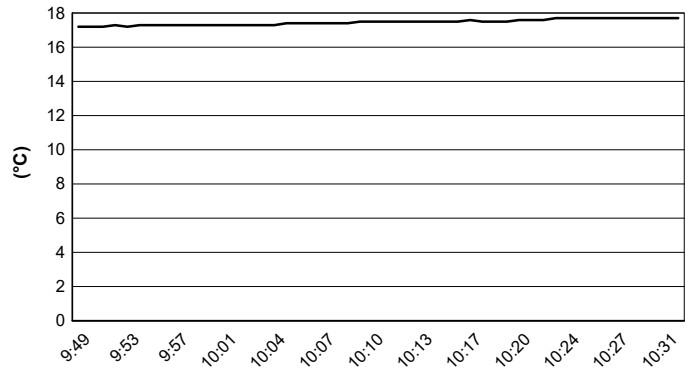
ACI Racing Weekend Mugello 01-04 Ottobre 2020
Italian F4 Championship Powered by Abarth - Weather Report FP 1
Session started 09:49 - Session ended 10:32

Aut. Int. Mugello Auto 5.245 m

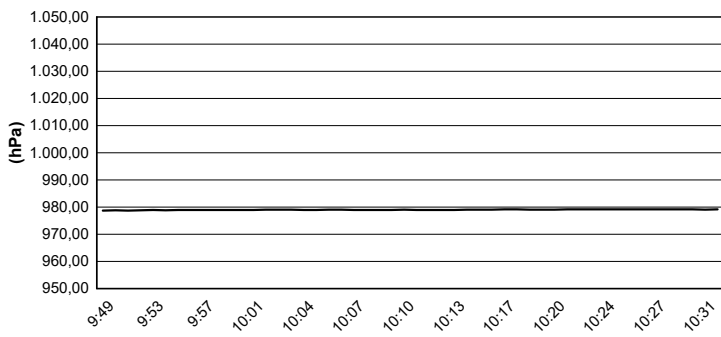
Air Temperature



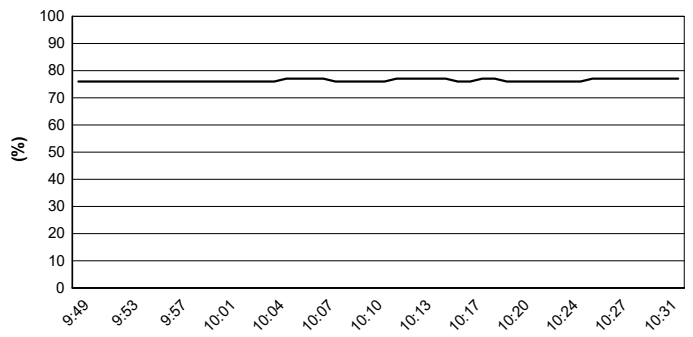
Track Temperature



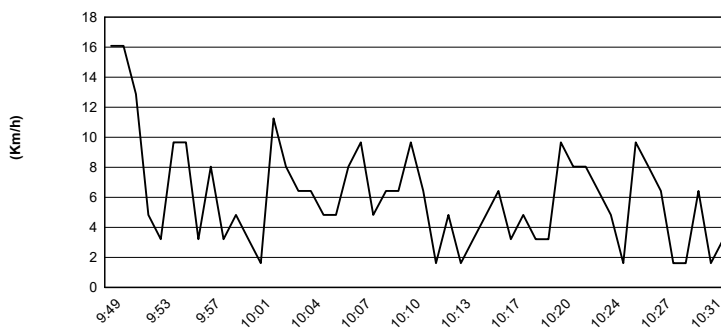
Air Pressure



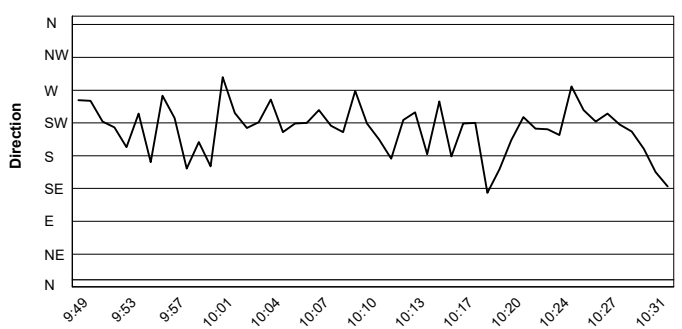
Humidity



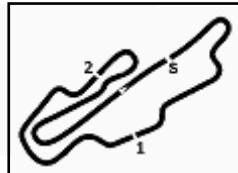
Wind Speed



Wind Direction



02/10/2020



ACI Racing Weekend Mugello 01-04 Ottobre 2020
Italian F4 Championship Powered by Abarth - Sector and Speeds FP 1

Aut. Int. Mugello Auto 5.245 m

BEST LAP

1	46 MINI Gabriele	Tatuus F4 T-014 Abarth	1'48.134
2	17 EDGAR Jonny	Tatuus F4 T-014 Abarth	1'48.293
3	48 SALMENAUTIO Jesse	Tatuus F4 T-014 Abarth	1'48.456
4	51 PIZZI Francesco	Tatuus F4 T-014 Abarth	1'48.462
5	31 BARNARD Taylor	Tatuus F4 T-014 Abarth	1'48.565
6	68 RAMOS REYNOSO Santiago	Tatuus F4 T-014 Abarth	1'48.600
7	35 DELLI GUANTI Pietro	Tatuus F4 T-014 Abarth	1'48.693
8	19 OGAARD Sebastian	Tatuus F4 T-014 Abarth	1'48.726
9	66 CHOVAANEK Zdenek	Tatuus F4 T-014 Abarth	1'48.744
10	85 BORTOLETO OLIVERIRA Ga	Tatuus F4 T-014 Abarth	1'48.773
11	11 PATTERSON Dexter Macham	Tatuus F4 T-014 Abarth	1'48.801
12	6 MONTOYA Sebastian	Tatuus F4 T-014 Abarth	1'48.866
13	72 FORNAROLI Leonardo	Tatuus F4 T-014 Abarth	1'48.881
14	28 BRASCHI Francesco	Tatuus F4 T-014 Abarth	1'48.967
15	27 FREYMUTH Sebastian	Tatuus F4 T-014 Abarth	1'48.980
16	21 GNOS Axel	Tatuus F4 T-014 Abarth	1'49.092
17	52 CRAWFORD Jak	Tatuus F4 T-014 Abarth	1'49.120
18	7 BEGANOVIC Dino	Tatuus F4 T-014 Abarth	1'49.191
19	14 UGRAN Filip Joan	Tatuus F4 T-014 Abarth	1'49.199
20	84 SIMONAZZI Francesco	Tatuus F4 T-014 Abarth	1'49.254
21	77 ROSSO Andrea	Tatuus F4 T-014 Abarth	1'49.257
22	3 SMAL Kyrill	Tatuus F4 T-014 Abarth	1'49.269
23	9 PATRESE Lorenzo	Tatuus F4 T-014 Abarth	1'49.621
24	13 FERATI Jasin	Tatuus F4 T-014 Abarth	1'49.653
25	88 AL QUBAISI Hamda	Tatuus F4 T-014 Abarth	1'50.092
26	15 WISNICKI Piotr	Tatuus F4 T-014 Abarth	1'50.129
27	86 VALINT Bence	Tatuus F4 T-014 Abarth	1'50.168
28	76 CATINO Vittorio	Tatuus F4 T-014 Abarth	1'50.392
29	8 CENYU Han	Tatuus F4 T-014 Abarth	1'50.513

SPEED

1	51 PIZZI Francesco	Tatuus F4 T-014 Abarth	234,3
2	14 UGRAN Filip Joan	Tatuus F4 T-014 Abarth	233,8
3	28 BRASCHI Francesco	Tatuus F4 T-014 Abarth	232,8
4	21 GNOS Axel	Tatuus F4 T-014 Abarth	231,8
5	76 CATINO Vittorio	Tatuus F4 T-014 Abarth	231,3
6	17 EDGAR Jonny	Tatuus F4 T-014 Abarth	231,3
7	68 RAMOS REYNOSO Santiago	Tatuus F4 T-014 Abarth	230,8
8	9 PATRESE Lorenzo	Tatuus F4 T-014 Abarth	230,8
9	77 ROSSO Andrea	Tatuus F4 T-014 Abarth	230,3
10	85 BORTOLETO OLIVERIRA Ga	Tatuus F4 T-014 Abarth	229,8
11	19 OGAARD Sebastian	Tatuus F4 T-014 Abarth	229,8
12	46 MINI Gabriele	Tatuus F4 T-014 Abarth	229,8
13	31 BARNARD Taylor	Tatuus F4 T-014 Abarth	229,8
14	11 PATTERSON Dexter Macham	Tatuus F4 T-014 Abarth	229,3
15	8 CENYU Han	Tatuus F4 T-014 Abarth	229,3
16	13 FERATI Jasin	Tatuus F4 T-014 Abarth	229,3
17	66 CHOVAANEK Zdenek	Tatuus F4 T-014 Abarth	229,3
18	27 FREYMUTH Sebastian	Tatuus F4 T-014 Abarth	228,3
19	52 CRAWFORD Jak	Tatuus F4 T-014 Abarth	228,3
20	72 FORNAROLI Leonardo	Tatuus F4 T-014 Abarth	228,3
21	35 DELLI GUANTI Pietro	Tatuus F4 T-014 Abarth	227,8
22	3 SMAL Kyrill	Tatuus F4 T-014 Abarth	227,8
23	88 AL QUBAISI Hamda	Tatuus F4 T-014 Abarth	227,4
24	7 BEGANOVIC Dino	Tatuus F4 T-014 Abarth	226,9
25	6 MONTOYA Sebastian	Tatuus F4 T-014 Abarth	226,4
26	15 WISNICKI Piotr	Tatuus F4 T-014 Abarth	226,4
27	48 SALMENAUTIO Jesse	Tatuus F4 T-014 Abarth	226,4
28	84 SIMONAZZI Francesco	Tatuus F4 T-014 Abarth	225,5
29	86 VALINT Bence	Tatuus F4 T-014 Abarth	225,0

SEG. 1

1	46 MINI Gabriele	36.998
2	51 PIZZI Francesco	37.089
3	48 SALMENAUTIO Jesse	37.111
4	19 OGAARD Sebastian	37.116
5	17 EDGAR Jonny	37.182
6	66 CHOVAANEK Zdenek	37.198
7	85 BORTOLETO OLIVERI	37.220
8	6 MONTOYA Sebastian	37.222
9	27 FREYMUTH Sebastian	37.234
10	11 PATTERSON Dexter Mac	37.242
11	31 BARNARD Taylor	37.248
12	35 DELLI GUANTI Pietro	37.260
13	52 CRAWFORD Jak	37.284
14	28 BRASCHI Francesco	37.341
15	72 FORNAROLI Leonardo	37.365
16	68 RAMOS REYNOSO Sa	37.379
17	7 BEGANOVIC Dino	37.391
18	14 UGRAN Filip Joan	37.402
19	3 SMAL Kyrill	37.431
20	21 GNOS Axel	37.434
21	9 PATRESE Lorenzo	37.536
22	84 SIMONAZZI Francesco	37.574
23	77 ROSSO Andrea	37.603
24	13 FERATI Jasin	37.605
25	86 VALINT Bence	37.725
26	88 AL QUBAISI Hamda	37.833
27	15 WISNICKI Piotr	37.873
28	8 CENYU Han	37.897
29	76 CATINO Vittorio	37.923

SEG. 2

1	17 EDGAR Jonny	31.976
2	31 BARNARD Taylor	32.015
3	35 DELLI GUANTI Pietro	32.040
4	46 MINI Gabriele	32.050
5	72 FORNAROLI Leonardo	32.131
6	27 FREYMUTH Sebastian	32.132
7	68 RAMOS REYNOSO Sa	32.133
8	85 BORTOLETO OLIVERI	32.139
9	48 SALMENAUTIO Jesse	32.151
10	6 MONTOYA Sebastian	32.183
11	66 CHOVAANEK Zdenek	32.189
12	19 OGAARD Sebastian	32.191
13	11 PATTERSON Dexter Mac	32.210
14	51 PIZZI Francesco	32.253
15	28 BRASCHI Francesco	32.254
16	84 SIMONAZZI Francesco	32.288
17	77 ROSSO Andrea	32.302
18	21 GNOS Axel	32.304
19	3 SMAL Kyrill	32.323
20	7 BEGANOVIC Dino	32.349
21	52 CRAWFORD Jak	32.380
22	9 PATRESE Lorenzo	32.442
23	14 UGRAN Filip Joan	32.453
24	13 FERATI Jasin	32.460
25	15 WISNICKI Piotr	32.469
26	88 AL QUBAISI Hamda	32.524
27	86 VALINT Bence	32.586
28	76 CATINO Vittorio	32.663
29	8 CENYU Han	32.700

SEG. 3

1	17 EDGAR Jonny	39.002
2	46 MINI Gabriele	39.027
3	14 UGRAN Filip Joan	39.063
4	28 BRASCHI Francesco	39.070
5	68 RAMOS REYNOSO Sa	39.082
6	51 PIZZI Francesco	39.101
7	35 DELLI GUANTI Pietro	39.115
8	31 BARNARD Taylor	39.135
9	48 SALMENAUTIO Jesse	39.135
10	21 GNOS Axel	39.158
11	52 CRAWFORD Jak	39.188
12	19 OGAARD Sebastian	39.192
13	85 BORTOLETO OLIVERI	39.220
14	6 MONTOYA Sebastian	39.289
15	66 CHOVAANEK Zdenek	39.305
16	84 SIMONAZZI Francesco	39.312
17	77 ROSSO Andrea	39.325
18	11 PATTERSON Dexter Mac	39.342
19	72 FORNAROLI Leonardo	39.353
20	7 BEGANOVIC Dino	39.374
21	9 PATRESE Lorenzo	39.422
22	3 SMAL Kyrill	39.436
23	13 FERATI Jasin	39.482
24	15 WISNICKI Piotr	39.488
25	27 FREYMUTH Sebastian	39.494
26	88 AL QUBAISI Hamda	39.603
27	86 VALINT Bence	39.618
28	8 CENYU Han	39.674
29	76 CATINO Vittorio	39.686