

ACI Racing Weekend Misano 30 Luglio-2 Agosto 2020

Italian F4 Championship Powered by Abarth - Results Free Practice 2

Misano Circuit Sic 58 4.226 m

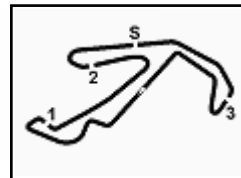
No.	Driver	Nat	Entrant	Team	Car	Class	Time	Gap	Rel.	Laps
1	51 PIZZI Francesco	ITA	Van Amersfoort Racing	Van Amersfoort Racing	Tatuus F4 T-014 Abarth	R	1'35.028			15
2	46 MINI Gabriele	ITA	Prema Powerteam	Prema Powerteam	Tatuus F4 T-014 Abarth	R	1'35.261	0.233	0.233	13
3	7 BEGANOVIC Dino	SWE	Prema Powerteam	Prema Powerteam	Tatuus F4 T-014 Abarth	R	1'35.279	0.251	0.018	13
4	6 MONTOYA Sebastian	COL	Prema Powerteam	Prema Powerteam	Tatuus F4 T-014 Abarth	R	1'35.432	0.404	0.153	14
5	77 ROSSO Andrea	ITA	Cram Motorsport	Cram Motorsport	Tatuus F4 T-014 Abarth	R	1'35.560	0.532	0.128	13
6	14 UGRAN Filip	ROU	Jenzer Motorsport	Jenzer Motorsport	Tatuus F4 T-014 Abarth	R	1'35.606	0.578	0.046	13
7	85 BORTOLETO Gabriel	BRA	Prema Powerteam	Prema Powerteam	Tatuus F4 T-014 Abarth	R	1'35.752	0.724	0.146	12
8	35 DELLI GUANTI Pietro	ITA	BVM Racing	BVM Racing	Tatuus F4 T-014 Abarth	R	1'35.942	0.914	0.190	12
9	84 SIMONAZZI Francesco	ITA	DRZ Benelli	DRZ Benelli	Tatuus F4 T-014 Abarth	R	1'35.944	0.916	0.002	12
10	19 OGAARD Sebastian	DEN	Bhaitech	Bhaitech	Tatuus F4 T-014 Abarth	R	1'35.958	0.930	0.014	12
11	48 SALMENAUTIO Jesse	FIN	Bhaitech	Bhaitech	Tatuus F4 T-014 Abarth	R	1'36.008	0.980	0.050	13
12	13 FERATI Jasin	CHE	Jenzer Motorsport	Jenzer Motorsport	Tatuus F4 T-014 Abarth	R	1'36.126	1.098	0.118	14
13	11 PATTERSON Dexter Macham	GBR	Bhaitech	Bhaitech	Tatuus F4 T-014 Abarth	R	1'36.154	1.126	0.028	15
14	88 AL QUBAISI Hamda	UAE	Abu Dhabi Racing	Abu Dhabi Racing	Tatuus F4 T-014 Abarth	R	1'36.154	1.126		14
15	21 GNOS Axel	ESP	G4 Racing	G4 Racing	Tatuus F4 T-014 Abarth	R	1'36.231	1.203	0.077	14
16	78 KAPRZYK Mateusz	POL	Cram Motorsport	Cram Motorsport	Tatuus F4 T-014 Abarth	R	1'36.326	1.298	0.095	14
17	72 FORNAROLI Leonardo	ITA	Iron Lynx	Iron Lynx	Tatuus F4 T-014 Abarth	R	1'36.362	1.334	0.036	12
18	86 VALINT Bence	HUN	BWT Mücke Motorsport	BWT Mücke Motorsport	Tatuus F4 T-014 Abarth	R	1'36.713	1.685	0.351	16
19	66 CHOVANEK Zdenek	CZE	Bhaitech	Bhaitech	Tatuus F4 T-014 Abarth	R	1'36.908	1.880	0.195	13
20	15 WISNICKI Piotr	POL	Jenzer Motorsport	Jenzer Motorsport	Tatuus F4 T-014 Abarth	R	1'36.993	1.965	0.085	12
21	8 CENYU Han	CHN	AKM Motorsport	AKM Motorsport	Tatuus F4 T-014 Abarth	R	1'37.189	2.161	0.196	15
22	27 FREYMUTH Sebastian	DEU	AS Motorsport	AS Motorsport	Tatuus F4 T-014 Abarth	R	1'37.239	2.211	0.050	10

Humidity:	57%	AIR	31°C
Condition:	DRY	Temp:	52°C

Race Director : Alessandro Ferrari

Clerk of the Course : Fabrizio Fondacci

	Start	End
31/07/2020	13:04	13:36



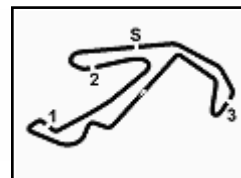
ACI Racing Weekend Misano 30 Luglio-2 Agosto 2020

Italian F4 Championship Powered by Abarth - Ideal Times Free Practice 2

Misano Circuit Sic 58 4.226 m

No.	Driver	Car	Seg. 1	Seg. 2	Seg. 3	Seg. 4	Ideal Time		
			Diff. 1	Diff. 2	Diff. 3	Diff. 4	Best Lap	Pos.	Diff.
1	51 PIZZI F. (ITA)	Tatuus F4 T-014 Abarth	24.080	22.903 +0.026	27.218	20.579 +0.222	1'34.780 1'35.028	1	0.248
2	7 BEGANOVIC D. (SWE)	Tatuus F4 T-014 Abarth	24.136	22.976 +0.051	27.309	20.743 +0.064	1'35.164 1'35.279	3	0.115
3	46 MINI G. (ITA)	Tatuus F4 T-014 Abarth	24.120	23.043 +0.007	27.316 +0.081	20.690 +0.004	1'35.169 1'35.261	2	0.092
4	14 UGRAN F. (ROU)	Tatuus F4 T-014 Abarth	24.290 +0.037	22.989 +0.079	27.336 +0.023	20.694 +0.158	1'35.309 1'35.606	6	0.297
5	6 MONTOYA S. (COL)	Tatuus F4 T-014 Abarth	24.172	23.085	27.338	20.733 +0.104	1'35.328 1'35.432	4	0.104
6	77 ROSSO A. (ITA)	Tatuus F4 T-014 Abarth	24.277 +0.035	23.042 +0.027	27.322	20.825 +0.032	1'35.466 1'35.560	5	0.094
7	85 BORTOLETO G. (BRA)	Tatuus F4 T-014 Abarth	24.197	23.229 +0.016	27.481	20.829	1'35.736 1'35.752	7	0.016
8	35 DELLI GUANTI P. (ITA)	Tatuus F4 T-014 Abarth	24.281	23.175	27.396	20.906 +0.184	1'35.758 1'35.942	8	0.184
9	48 SALMENAUTIO J. (FIN)	Tatuus F4 T-014 Abarth	24.294	23.146 +0.152	27.421	20.960 +0.035	1'35.821 1'36.008	11	0.187
10	11 PATTERSON D. (GBR)	Tatuus F4 T-014 Abarth	24.274 +0.113	23.242 +0.090	27.454	20.898 +0.083	1'35.868 1'36.154	14	0.286
11	84 SIMONAZZI F. (ITA)	Tatuus F4 T-014 Abarth	24.185	23.304	27.500	20.924 +0.031	1'35.913 1'35.944	9	0.031
12	19 OGAARD S. (DEN)	Tatuus F4 T-014 Abarth	24.239	23.219 +0.003	27.531	20.966	1'35.955 1'35.958	10	0.003
13	13 FERATI J. (CHE)	Tatuus F4 T-014 Abarth	24.344	23.220 +0.072	27.583	20.879 +0.028	1'36.026 1'36.126	12	0.100
14	72 FORNAROLI L. (ITA)	Tatuus F4 T-014 Abarth	24.298 +0.111	23.288 +0.047	27.603	20.912 +0.103	1'36.101 1'36.362	17	0.261
15	21 GNOS A. (ESP)	Tatuus F4 T-014 Abarth	24.446	23.241 +0.115	27.503	20.926	1'36.116 1'36.231	15	0.115
16	88 AL QUBAISI H. (UAE)	Tatuus F4 T-014 Abarth	24.455	23.151	27.463	21.062 +0.023	1'36.131 1'36.154	13	0.023
17	78 KAPRZYK M. (POL)	Tatuus F4 T-014 Abarth	24.363 +0.059	23.216	27.618	20.978 +0.092	1'36.175 1'36.326	16	0.151
18	86 VALINT B. (HUN)	Tatuus F4 T-014 Abarth	24.525 +0.185	23.318 +0.015	27.593 +0.023	21.054	1'36.490 1'36.713	18	0.223
19	66 CHOVANEK Z. (CZE)	Tatuus F4 T-014 Abarth	24.465	23.380	27.642 +0.113	21.191 +0.117	1'36.678 1'36.908	19	0.230
20	15 WISNICKI P. (POL)	Tatuus F4 T-014 Abarth	24.582	23.485 +0.006	27.792 +0.044	21.084	1'36.943 1'36.993	20	0.050
21	27 FREYMUTH S. (DEU)	Tatuus F4 T-014 Abarth	24.470	23.500	27.904 +0.106	21.137 +0.122	1'37.011 1'37.239	22	0.228
22	8 CENYU H. (CHN)	Tatuus F4 T-014 Abarth	24.788 +0.036	23.413	27.732	21.195 +0.025	1'37.128 1'37.189	21	0.061
Overall Ideal Time			24.080	22.903	27.218	20.579	1'34.780		

31/07/2020



ACI Racing Weekend Misano 30 Luglio-2 Agosto 2020

Italian F4 Championship Powered by Abarth - Chronological Analysis Free Practic

Misano Circuit Sic 58 4.226 m

1 / 4

6 S. MONTOYA (1'35.432)

Lap	Seg.1	Seg.2	Seg.3	Seg.4	Lap Time	km/h	Local Time
1		25.775	29.648	45.057		187,8	13:07'25.336
2	1'17.054	24.072	28.541	21.738	2'31.405P	191,5	13:09'56.741
3	25.125	23.820	27.818	21.208	1'37.971	193,5	13:11'34.712
4	24.715	23.325	27.485	21.212	1'36.737	195,3	13:13'11.449
5	24.601	23.162	27.529	21.163	1'36.455	195,7	13:14'47.904
6	25.104	24.115	28.637	38.965	1'56.821P	193,9	13:16'44.725
7	4'42.054	27.811	30.129	23.412	6'03.406P	187,8	13:22'48.131
8	26.270	24.939	28.705	21.138	1'41.052	191,2	13:24'29.183
9	24.559	23.166	27.456	22.186	1'37.367	194,6	13:26'06.550
10	24.361	23.175	27.826	21.879	1'37.241	194,9	13:27'43.791
11	24.485	24.090	27.723	20.927	1'37.225	196,4	13:29'21.016
12	24.172	23.085	27.338	20.837	1'35.432	196,0	13:30'56.448
13	24.410	23.168	29.766	20.861	1'38.205	194,9	13:32'34.653
14	24.332	23.571	27.448	20.798	1'36.149	194,9	13:34'10.802
15	24.195	23.101	27.504	20.733	1'35.533	194,9	13:35'46.335

8	3'28.528	26.277	29.254	22.271	4'46.330P	191,8	13:22'14.768
9	25.686	23.963	28.885	21.226	1'39.760	191,5	13:23'54.528
10	24.531	23.430	27.742	20.946	1'36.649	193,5	13:25'31.177
11	24.348	23.376	27.870	20.980	1'36.574	193,2	13:27'07.751
12	24.274	23.294	27.743	21.017	1'36.328	194,2	13:28'44.079
13	24.370	23.265	27.544	21.147	1'36.326	194,9	13:30'20.405
14	24.387	23.332	27.454	20.981	1'36.154	195,3	13:31'56.559
15	24.915	28.257	28.899	21.204	1'43.275	191,5	13:33'39.834
16	24.608	23.242	27.624	20.898	1'36.372	193,2	13:35'16.206

13 J. FERATI (1'36.126)

Lap	Seg.1	Seg.2	Seg.3	Seg.4	Lap Time	km/h	Local Time
1		25.617	31.182	47.499		164,1	13:07'48.328
2	1'28.828	24.654	28.373	41.062	3'02.917P	190,5	13:10'51.245
3	1'01.145	23.942	27.978	21.395	2'14.460P	192,5	13:13'05.705
4	24.694	23.695	27.775	21.110	1'37.274	192,5	13:14'42.979
5	24.810	23.415	27.807	41.059	1'57.091P	192,2	13:16'40.070
6	3'37.762	25.805	30.927	22.209	4'56.703P	174,2	13:21'36.773
7	25.549	23.722	28.055	21.371	1'38.697	190,1	13:23'15.470
8	24.661	23.451	27.804	21.136	1'37.052	192,5	13:24'52.522
9	24.644	23.552	27.709	21.032	1'36.937	193,2	13:26'29.459
10	24.720	23.479	27.647	21.117	1'36.963	196,4	13:28'06.422
11	24.539	23.332	27.689	21.047	1'36.607	191,8	13:29'43.029
12	24.478	23.357	27.697	21.146	1'36.678	192,2	13:31'19.707
13	24.344	23.292	27.583	20.907	1'36.126	192,2	13:32'55.833
14	24.627	23.329	27.685	21.276	1'36.917	192,5	13:34'32.750
15	24.382	23.220	27.672	20.879	1'36.153	191,8	13:36'08.903

14 F. UGRAN (1'35.606)

Lap	Seg.1	Seg.2	Seg.3	Seg.4	Lap Time	km/h	Local Time
1		24.875	30.126	45.653		167,7	13:07'44.999
2	1'25.596	23.896	27.851	21.254	2'38.597P	193,9	13:10'23.596
3	24.557	23.181	27.480	20.841	1'36.059	195,7	13:11'59.655
4	24.596	23.197	27.443	20.916	1'36.152	196,4	13:13'35.807
5	24.596	23.184	27.387	20.918	1'36.085	196,4	13:15'11.892
6	24.587	23.215	27.695	36.078	1'51.575P	195,7	13:17'03.467
7	5'56.083	26.309	30.896	22.147	7'15.435P	164,9	13:24'18.902
8	25.467	23.743	28.118	20.892	1'38.220	190,5	13:25'57.122
9	24.290	23.105	27.471	20.847	1'35.713	194,6	13:27'32.835
10	24.488	23.139	27.473	20.694	1'35.794	194,2	13:29'08.629
11	24.447	23.150	27.336	20.817	1'35.750	195,3	13:30'44.379
12	24.327	23.068	27.359	20.852	1'35.606	195,7	13:32'19.985
13	24.477	22.989	27.472	20.765	1'35.703	195,3	13:33'55.688
14	24.412	23.035	27.366	21.230	1'36.043	196,7	13:35'31.731

15 P. WISNICKI (1'36.993)

Lap	Seg.1	Seg.2	Seg.3	Seg.4	Lap Time	km/h	Local Time
1		24.790	28.768	42.230		188,5	13:07'50.770
2	1'31.555	23.940	29.309	39.682	3'04.486P	188,5	13:10'55.256
3	58.821	24.248	27.945	21.479	2'12.493P	191,5	13:13'07.749
4	25.642	23.703	27.969	21.249	1'38.563	192,2	13:14'46.312
5	26.015	26.726	28.167	42.318	2'03.226P	191,2	13:16'49.538
6	5'08.328	24.433	29.871	21.869	6'24.501P	189,8	13:23'14.039
7	24.751	23.590	27.806	21.251	1'37.398	191,8	13:24'51.437
8	24.832	23.485	29.361	21.713	1'39.391	182,1	13:26'30.828
9	24.587	23.498	27.883	21.479	1'37.447	191,2	13:28'08.275
10	24.762	23.489	27.792	21.207	1'37.250	191,5	13:29'45.525
11	24.582	23.491	27.836	21.084	1'36.993	191,5	13:31'22.518
12	24.917	23.561	28.022	21.497	1'37.997	189,8	13:33'00.515
13	24.619	24.316	28.014	39.568	1'56.517P	192,5	13:34'57.032

7 D. BEGANOVIC (1'35.279)

Lap	Seg.1	Seg.2	Seg.3	Seg.4	Lap Time	km/h	Local Time
1		24.526	28.758	42.066		185,9	13:07'16.299
2	1'13.098	23.423	27.865	21.120	2'25.506P	193,2	13:09'41.805
3	24.363	23.191	27.653	20.880	1'36.087	193,5	13:11'17.892
4	24.358	23.216	27.764	21.273	1'36.611	192,9	13:12'54.503
5	24.339	23.196	27.532	20.940	1'36.007	193,9	13:14'30.510
6	24.321	23.162	27.626	32.191	1'47.300P	192,9	13:16'17.810
7	6'40.094	24.324	28.745	21.369	7'54.532P	187,5	13:24'12.342
8	24.773	23.537	29.932	21.313	1'39.555	169,3	13:25'51.897
9	24.207	23.164	27.495	20.986	1'35.852	194,2	13:27'27.749
10	24.438	23.203	27.487	20.743	1'35.871	192,9	13:29'03.620
11	24.740	23.636	27.555	20.919	1'36.850	193,2	13:30'40.470
12	24.327	22.976	27.335	20.839	1'35.477	194,6	13:32'15.947
13	25.345	24.329	32.836	21.440	1'43.950	166,7	13:33'59.897
14	24.136	23.027	27.309	20.807	1'35.279	194,6	13:35'35.176

8 H. CENYU (1'37.189)

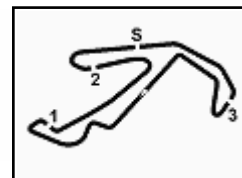
Lap	Seg.1	Seg.2	Seg.3	Seg.4	Lap Time	km/h	Local Time
1		26.307	35.467	26.299		147,7	13:08'28.875
2	26.855	24.195	29.412	21.679	1'42.141	175,0	13:10'11.016
3	25.044	23.625	28.101	21.374	1'38.144	191,8	13:11'49.160
4	24.820	23.486	51.468	22.630	2'02.404	192,2	13:13'51.564
5	25.015	23.952	28.167	2'40.738	3'57.872P	190,5	13:17'49.436
6	47.330	25.144	29.237	22.285	2'03.996P	183,1	13:19'53.432
7	25.838	24.808	28.536	21.849	1'41.031	188,8	13:21'34.463
8	25.024	23.686	28.010	21.508	1'38.228	190,8	13:23'12.691
9	24.862	23.591	28.114	21.440	1'38.007	189,8	13:24'50.698
10	24.788	23.544	28.158	21.244	1'37.734	190,8	13:26'28.432
11	25.248	23.734	28.288	21.216	1'38.486	191,2	13:28'06.918
12	24.900	23.604	27.848	21.224	1'37.576	191,8	13:29'44.494
13	24.882	23.463	27.805	21.464	1'37.614	191,8	13:31'22.108
14	24.805	24.051	28.492	21.281	1'38.629	190,1	13:33'00.737
15	24.902	23.485	27.818	21.195	1'37.400	190,5	13:34'38.137
16	24.824	23.413	27.732	21.220	1'37.189	190,8	13:36'15.326

11 D. PATTERSON (1'36.154)

Lap	Seg.1	Seg.2	Seg.3	Seg.4	Lap Time	km/h	Local Time
1		25.556	29.437	24.866		187,8	13:07'27.873
2	25.753	24.489	28.547	21.469	1'40.258	191,2	13:09'08.131
3	24.970	23.526	27.889	21.175	1'37.560	194,6	13:10'45.691
4	24.662	23.544	27.744	21.048	1'36.998	194,9	13:12'22.689
5	25.198	23.619	27.867	21.124	1'37.808	193,5	13:14'00.497
6	24.400	23.368	27.710	20.989	1'36.467	193,9	13:15'36.964
7	24.305	23.320	27.939	35.910	1'51.474P	193,2	13:17'28.438

31/07/2020

P = Pits In/Out - C = Lap Time Cancelled



ACI Racing Weekend Misano 30 Luglio-2 Agosto 2020

Italian F4 Championship Powered by Abarth - Chronological Analysis Free Practic

Misano Circuit Sic 58.4.226 m

2 / 4

19 S. OGAARD (1'35.958)							
Lap	Seg.1	Seg.2	Seg.3	Seg.4	Lap Time	km/h	Local Time
1		26.725	33.875	38.578		162,4	13:08'11.540
2	1'24.542	24.903	28.932	21.847	2'40.224P	187,8	13:10'51.764
3	24.826	23.398	29.535	21.812	1'39.571	159,8	13:12'31.335
4	24.717	23.422	27.593	21.230	1'36.962	193,9	13:14'08.297
5	24.594	23.271	27.655	21.270	1'36.790	193,5	13:15'45.087
6	24.589	23.424	27.769	32.865	1'48.647P	193,2	13:17'33.734
7	6'50.146	26.606	30.463	24.052	8'11.267P	188,5	13:25'45.001
8	27.355	27.329	28.121	21.195	1'44.000	192,9	13:27'29.000
9	24.506	23.607	27.684	21.102	1'36.899	193,2	13:29'05.901
10	24.395	23.219	27.746	21.060	1'36.420	193,5	13:30'42.320
11	24.239	23.222	27.531	20.966	1'35.958	193,9	13:32'18.278
12	24.424	23.255	27.628	21.040	1'36.347	193,2	13:33'54.625
13	24.458	23.254	27.532	21.168	1'36.412	193,5	13:35'31.037

46 G. MINI (1'35.261)							
Lap	Seg.1	Seg.2	Seg.3	Seg.4	Lap Time	km/h	Local Time
1		25.385	29.177	49.276		184,9	13:07'32.349
2	1'29.085	24.337	30.598	23.023	2'47.043P	172,8	13:10'19.392
3	24.548	23.381	27.498	21.025	1'36.452	193,9	13:11'55.844
4	25.176	23.548	27.682	21.207	1'37.613	194,2	13:13'33.457
5	24.387	23.158	27.499	20.909	1'35.953C	193,5	13:15'09.410
6	24.327	23.466	27.556	34.031	1'49.380P	193,2	13:16'58.790
7	6'45.099	26.855	30.938	22.423	8'05.315P	173,4	13:25'04.105
8	25.044	24.252	31.596	21.086	1'41.978	164,6	13:26'46.083
9	24.125	23.259	27.380	20.861	1'35.625	193,9	13:28'21.708
10	24.235	23.089	27.316	20.776	1'35.416	195,3	13:29'57.124
11	24.177	23.043	27.366	20.753	1'35.339	191,8	13:31'32.463
12	24.201	23.082	32.024	21.684	1'40.991	154,5	13:33'13.454
13	24.210	23.048	27.339	20.690	1'35.287	193,9	13:34'48.741
14	24.120	23.050	27.397	20.694	1'35.261	193,9	13:36'24.002

21 A. GNOS (1'36.231)							
Lap	Seg.1	Seg.2	Seg.3	Seg.4	Lap Time	km/h	Local Time
1		26.928	29.944	22.955		187,5	13:08'07.449
2	26.180	25.245	28.392	21.301	1'41.118	189,8	13:09'48.567
3	25.134	23.739	27.856	21.292	1'38.021C	193,5	13:11'26.588
4	24.958	23.584	27.746	21.147	1'37.435	194,2	13:13'04.023
5	24.590	28.155	29.019	22.016	1'43.780	197,1	13:14'47.803
6	25.722	24.081	28.280	3'59.977	5'18.060P	196,0	13:20'05.863
7	47.337	27.780	28.761	21.318	2'05.196P	176,2	13:22'11.059
8	25.654	24.461	28.874	21.110	1'40.099	172,8	13:23'51.158
9	24.735	23.445	27.775	20.983	1'36.938	193,5	13:25'28.096
10	25.065	24.196	27.774	21.129	1'38.164	193,9	13:27'06.260
11	24.725	23.678	27.759	21.015	1'37.177	193,2	13:28'43.437
12	24.506	23.350	27.645	21.012	1'36.513	193,9	13:30'19.950
13	24.446	23.356	27.503	20.926	1'36.231	193,5	13:31'56.181
14	27.259	23.720	27.857	24.611	1'43.447C	193,2	13:33'39.628
15	25.263	23.241	27.568	21.195	1'37.267	196,4	13:35'16.895

48 J. SALMENAUTIO (1'36.008)							
Lap	Seg.1	Seg.2	Seg.3	Seg.4	Lap Time	km/h	Local Time
1		27.706	40.791	40.295		160,5	13:08'21.640
2	1'22.798	24.147	28.844	21.466	2'37.255P	183,7	13:10'58.895
3	25.563	23.906	28.131	21.351	1'38.951	192,9	13:12'37.846
4	24.450	23.513	27.645	21.146	1'36.754	193,2	13:14'14.600
5	24.530	23.503	27.642	21.206	1'36.881	193,2	13:15'51.481
6	24.427	23.476	27.542	33.560	1'49.005P	193,2	13:17'40.486
7	5'53.611	25.871	32.934	22.744	7'15.160P	164,6	13:24'55.646
8	26.103	24.399	28.772	21.530	1'40.804	189,1	13:26'36.450
9	24.418	23.462	27.650	20.968	1'36.498	193,5	13:28'12.948
10	24.536	23.254	27.537	21.000	1'36.327	194,6	13:29'49.275
11	24.294	23.298	27.421	20.995	1'36.008	194,9	13:31'25.283
12	26.017	25.250	38.642	22.202	1'52.111	136,2	13:33'17.394
13	24.411	23.264	27.604	20.960	1'36.239	193,2	13:34'53.633
14	24.324	23.146	27.558	21.001	1'36.029	193,2	13:36'29.662

27 S. FREYMUTH (1'37.239)							
Lap	Seg.1	Seg.2	Seg.3	Seg.4	Lap Time	km/h	Local Time
1		26.267	29.827	22.975		187,8	13:08'29.130
2	27.618	23.821	28.169	21.297	1'40.905	191,8	13:10'10.035
3	24.654	23.548	27.937	21.137	1'37.276	191,5	13:11'47.311
4	24.470	23.500	28.010	21.259	1'37.239	192,2	13:13'24.550
5	24.512	23.593	27.904	53.236	2'09.245P	192,5	13:15'33.795
6	6'41.767	25.590	33.142	33.372	8'13.871P	130,0	13:23'47.666
7	57.211	24.246	28.751	21.452	2'11.660P	184,0	13:25'59.326
8	25.236	23.826	28.280	21.447	1'38.789	189,8	13:27'38.115
9	24.716	23.883	27.936	21.399	1'37.934	189,1	13:29'16.049
10	24.737	23.619	28.103	21.359	1'37.818C	189,5	13:30'53.867
11	24.877	23.770	27.908	1'28.751	2'45.306P	189,8	13:33'39.173

51 F. PIZZI (1'35.028)							
Lap	Seg.1	Seg.2	Seg.3	Seg.4	Lap Time	km/h	Local Time
1		27.626	31.105	23.146		170,1	13:07'14.792
2	26.732	26.919	33.721	34.812	2'02.184P	142,9	13:09'16.976
3	57.663	25.125	31.011	21.030	2'14.829P	145,0	13:11'31.805
4	24.495	23.195	27.426	20.996	1'36.112	196,7	13:13'07.917
5	25.138	23.080	27.370	20.957	1'36.545	196,0	13:14'44.462
6	24.387	23.016	27.449	20.956	1'35.808	196,4	13:16'20.270
7	24.314	23.056	27.423	20.903	1'35.696	194,9	13:17'55.966
8	24.477	23.506	27.818	33.027	1'48.828P	194,9	13:19'44.794
9	2'46.330	29.894	34.294	24.714	4'15.232P	146,5	13:24'00.026
10	29.718	27.156	33.020	25.732	1'55.626	152,1	13:25'55.652
11	28.099	26.230	33.029	21.906	1'49.264	153,6	13:27'44.916
12	24.221	22.903	27.262	20.753	1'35.139	196,0	13:29'20.055
13	24.082	22.945	29.340	20.880	1'37.247	194,6	13:30'57.302
14	24.102	23.032	27.861	20.579	1'35.574	192,5	13:32'32.876
15	24.166	22.950	27.287	20.658	1'35.061	195,7	13:34'07.937
16	24.080	22.929	27.218	20.801	1'35.028	196,0	13:35'42.965

35 P. DELLI GUANTI (1'35.942)							
Lap	Seg.1	Seg.2	Seg.3	Seg.4	Lap Time	km/h	Local Time
1		27.023	33.399	25.754		178,5	13:08'28.665
2	28.762	25.897	28.888	36.672	2'00.219P	190,5	13:10'28.884
3	1'10.676	31.473	37.896	39.690	2'59.735P	126,0	13:13'28.619
4	58.903	24.252	36.197	4'25.066	6'24.418P	131,4	13:19'53.037
5	47.419	25.829	29.824	21.599	2'04.671P	183,1	13:21'57.708
6	24.571	23.566	35.851	21.120	1'45.108	105,0	13:23'42.816
7	24.354	23.396	27.705	20.966	1'36.421	195,7	13:25'19.237
8	24.384	23.284	27.664	21.112	1'36.444	193,9	13:26'55.681
9	28.536	27.520	35.002	21.328	1'52.386	141,9	13:28'48.067
10	24.492	23.228	27.463	20.971	1'36.154	194,6	13:30'24.221
11	24.281	23.175	27.396	21.090	1'35.942	194,6	13:32'00.163
12	24.390	26.546	32.716	21.609	1'45.261	169,5	13:33'45.424
13	24.348	23.268	27.421	20.906	1'35.943	194,6	13:35'21.367

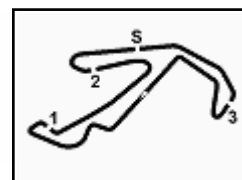
66 Z. CHOVAANEK (1'36.908)							
Lap	Seg.1	Seg.2	Seg.3	Seg.4	Lap Time	km/h	Local Time
1		29.579	33.497	37.614		158,6	13:08'50.329
2	1'10.914	25.557	28.133	21.533	2'26.137P	192,2	13:11'16.466
3	24.716	24.159	28.648	21.191	1'38.714	188,8	13:12'55.180
4	24.601	23.519	27.642	21.436	1'37.198	193,9	13:14'32.378
5	24.649	23.799	27.864	21.285	1'37.597	192,5	13:16'09.975
6	25.077	25.678	27.841	21.204	1'39.800	193,2	13:17'49.775
7	24.577	23.489	27.936	21.233	1'37.235	192,2	13:19'27.010

31/07/2020

P = Pits In/Out - C = Lap Time Cancelled



Powered by PERUGIA TIMING



ACI Racing Weekend Misano 30 Luglio-2 Agosto 2020

Italian F4 Championship Powered by Abarth - Chronological Analysis Free Practic

Misano Circuit Sic 58 4.226 m

3 / 4

8	25.910	27.061	31.755	35.113	1'59.839P	190,5	13:21'26.849	3	24.420	23.539	27.656	21.075	1'36.690	192,9	13:12'21.953
9	4'58.739	25.816	28.338	21.361	6'14.254P	186,2	13:27'41.103	4	45.559	24.035	31.188	41.642	2'22.424P	173,9	13:14'44.377
10	24.700	23.473	27.792	21.319	1'37.284	192,5	13:29'18.387	5	5'16.642	28.837	39.439	40.166	7'05.084P	123,0	13:21'49.461
11	24.713	23.477	37.379	23.017	1'48.586	183,1	13:31'06.973	6	49.743	24.517	32.724	23.253	2'10.237P	155,0	13:23'59.698
12	24.465	23.380	27.755	21.308	1'36.908	191,8	13:32'43.881	7	25.575	23.690	27.799	21.035	1'38.099	192,5	13:25'37.797
13	24.623	23.517	27.796	21.327	1'37.263C	193,2	13:34'21.144	8	24.257	23.462	27.605	20.937	1'36.261	192,9	13:27'14.058
14	24.643	23.407	27.750	21.203	1'37.003	193,2	13:35'58.147	9	24.603	23.462	27.717	21.001	1'36.783	192,2	13:28'50.841

72 L. FORNAROLI (1'36.362)

Lap	Seg.1	Seg.2	Seg.3	Seg.4	Lap Time	km/h	Local Time
1		28.115	32.630	46.881		163,9	13:07'43.365
2	1'26.783	24.904	28.139	21.196	2'41.022P	189,5	13:10'24.387
3	25.076	23.453	27.769	21.072	1'37.370	191,8	13:12'01.757
4	24.484	23.355	27.701	21.009	1'36.549	192,2	13:13'38.306
5	24.361	23.349	27.827	21.135	1'36.672	191,5	13:15'14.978
6	24.530	23.484	27.725	34.326	1'50.065P	191,8	13:17'05.043
7	5'32.987	28.664	31.269	22.853	6'55.773P	166,2	13:24'00.816
8	25.589	23.999	28.143	21.052	1'38.783	189,1	13:25'39.599
9	24.298	23.356	27.734	21.124	1'36.512	191,5	13:27'16.111
10	24.409	23.335	27.603	21.015	1'36.362	191,8	13:28'52.473
11	24.370	23.365	27.621	21.047	1'36.403	192,2	13:30'28.876
12	24.428	23.288	27.760	20.912	1'36.388	190,5	13:32'05.264
13	24.344	23.340	27.713	21.040	1'36.437	191,8	13:33'41.701

85 G. BORTOLETO (1'35.752)

Lap	Seg.1	Seg.2	Seg.3	Seg.4	Lap Time	km/h	Local Time
1		25.590	29.098	51.118		187,8	13:07'36.116
2	1'28.530	24.104	29.315	23.049	2'44.998P	189,8	13:10'21.114
3	24.636	23.394	27.606	20.984	1'36.620	193,9	13:11'57.734
4	24.526	23.229	27.678	21.110	1'36.543	194,9	13:13'34.277
5	24.479	23.282	27.495	21.098	1'36.354	194,2	13:15'10.631
6	24.651	23.335	27.795	35.256	1'51.037P	192,2	13:17'01.668
7	6'10.835	27.437	29.489	21.889	7'29.650P	180,3	13:24'31.318
8	25.259	23.925	28.600	21.514	1'39.298	188,2	13:26'10.616
9	24.298	23.253	27.628	20.987	1'36.166	193,2	13:27'46.782
10	24.197	23.245	27.481	20.829	1'35.752	193,9	13:29'22.534
11	24.248	23.338	27.621	21.168	1'36.375	194,2	13:30'58.909
12	27.123	25.279	29.878	21.326	1'43.606	188,8	13:32'42.515
13	24.251	23.272	27.626	20.908	1'36.057	192,9	13:34'18.572

77 A. ROSSO (1'35.560)

Lap	Seg.1	Seg.2	Seg.3	Seg.4	Lap Time	km/h	Local Time
1		25.592	29.185	21.964		183,1	13:07'38.304
2	24.869	23.560	28.036	21.274	1'37.739	192,9	13:09'16.043
3	24.597	23.362	27.843	21.135	1'36.937	192,2	13:10'52.980
4	24.516	23.314	27.703	21.095	1'36.628	193,5	13:12'29.608
5	24.562	23.314	27.647	21.135	1'36.658	192,5	13:14'06.266
6	24.649	23.254	27.734	7'10.623	8'26.260P	191,5	13:22'32.526
7	46.321	26.076	29.335	21.976	2'03.708P	179,4	13:24'36.234
8	25.887	24.365	28.704	21.107	1'40.063	181,5	13:26'16.297
9	24.340	23.127	27.332	20.860	1'35.659	193,9	13:27'51.956
10	28.085	31.224	42.026	21.643	2'02.978	114,3	13:29'54.934
11	24.312	23.069	27.322	20.857	1'35.560	193,9	13:31'30.494
12	24.809	28.414	30.893	20.954	1'45.070	178,5	13:33'15.564
13	24.378	23.042	27.363	20.825	1'35.608	194,9	13:34'51.172
14	24.277	23.074	27.357	20.899	1'35.607	194,2	13:36'26.779

86 B. VALINTI (1'36.713)

Lap	Seg.1	Seg.2	Seg.3	Seg.4	Lap Time	km/h	Local Time
1		25.688	29.314	22.384		189,5	13:07'08.511
2	26.070	24.164	28.895	21.756	1'40.885	189,1	13:08'49.396
3	25.254	23.865	28.119	21.445	1'38.683	192,9	13:10'28.079
4	25.137	23.584	27.927	21.322	1'37.970	193,5	13:12'06.049
5	24.923	23.527	27.989	21.312	1'37.751	193,2	13:13'43.800
6	24.949	23.621	28.059	21.421	1'38.050	192,5	13:15'21.850
7	24.779	23.672	27.866	21.152	1'37.469	192,9	13:16'59.319
8	24.657	23.575	27.871	21.699	1'37.802	194,2	13:18'37.121
9	24.683	23.771	27.906	39.774	1'56.134P	193,2	13:20'33.255
10	3'00.170	25.474	28.815	21.923	4'16.382P	189,8	13:24'49.637
11	25.360	26.251	28.337	22.080	1'42.028	196,0	13:26'31.665
12	24.824	23.935	27.744	22.104	1'38.607	193,9	13:28'10.272
13	25.311	23.447	27.744	21.091	1'37.593	193,5	13:29'47.865
14	24.525	23.444	27.761	21.076	1'36.806	193,9	13:31'24.671
15	24.596	23.318	27.593	21.890	1'37.397	194,6	13:33'02.068
16	24.649	23.381	27.655	22.636	1'38.321	195,7	13:34'40.389
17	24.710	23.333	27.616	21.054	1'36.713	193,9	13:36'17.102

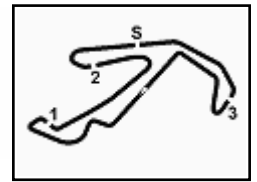
78 M. KAPRZYK (1'36.326)

Lap	Seg.1	Seg.2	Seg.3	Seg.4	Lap Time	km/h	Local Time
1		25.797	30.052	23.185		183,7	13:07'59.342
2	26.373	24.435	31.206	21.786	1'43.800	167,2	13:09'43.142
3	24.820	23.517	28.458	21.215	1'38.010	191,5	13:11'21.152
4	24.621	23.516	27.741	21.217	1'37.095	192,5	13:12'58.247
5	24.506	23.282	27.824	21.162	1'36.774	192,5	13:14'35.021
6	24.455	23.256	27.650	21.115	1'36.476	192,9	13:16'11.497
7	24.600	23.410	27.726	38.151	1'53.887P	192,2	13:18'05.384
8	4'12.639	25.302	29.659	21.780	5'29.380P	182,1	13:23'34.764
9	25.186	25.478	40.321	24.075	1'55.060	122,6	13:25'29.824
10	25.166	23.630	28.791	21.068	1'38.655	189,1	13:27'08.479
11	24.422	23.216	27.618	21.070	1'36.326	192,9	13:28'44.805
12	24.657	23.363	27.739	21.090	1'36.849	192,9	13:30'21.654
13	24.363	23.261	27.726	21.654	1'37.004	192,9	13:31'58.658
14	25.321	27.125	28.810	20.978	1'42.234	186,9	13:33'40.892
15	24.487	23.436	27.749	21.076	1'36.748	192,5	13:35'17.640

84 F. SIMONAZZI (1'35.944)

Lap	Seg.1	Seg.2	Seg.3	Seg.4	Lap Time	km/h	Local Time
1		25.579	31.974	39.520		160,2	13:07'53.511
2	1'39.029	23.651	27.901	21.171	2'51.752P	191,8	13:10'45.263

31/07/2020 P = Pits In/Out - C = Lap Time Cancelled



Misano Circuit Sic 58 4.226 m

ACI Racing Weekend Misano 30 Luglio-2 Agosto 2020

Italian F4 Championship Powered by Abarth - Chronological Analysis Free Practic

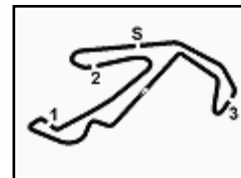
14	24.634	23.320	27.602	21.062	1'36.618	194,2	13:33'48.454
15	24.455	23.151	27.463	21.085	1'36.154	194,6	13:35'24.608

31/07/2020

P = Pits In/Out - C = Lap Time Cancelled



Powered By PERUGIA TIMING



ACI Racing Weekend Misano 30 Luglio-2 Agosto 2020

Italian F4 Championship Powered by Abarth - Sector and Speeds Free Practice 2

Misano Circuit Sic 58 4.226 m

BEST LAP			
1	51	PIZZI Francesco	Tatuus F4 T-014 Abarth 1'35.028
2	46	MINI Gabriele	Tatuus F4 T-014 Abarth 1'35.261
3	7	BEGANOVIC Dino	Tatuus F4 T-014 Abarth 1'35.279
4	6	MONTOYA Sebastian	Tatuus F4 T-014 Abarth 1'35.432
5	77	ROSSO Andrea	Tatuus F4 T-014 Abarth 1'35.560
6	14	UGRAN Filip	Tatuus F4 T-014 Abarth 1'35.606
7	85	BORTOLETO Gabriel	Tatuus F4 T-014 Abarth 1'35.752
8	35	DELLI GUANTI Pietro	Tatuus F4 T-014 Abarth 1'35.942
9	84	SIMONAZZI Francesco	Tatuus F4 T-014 Abarth 1'35.944
10	19	OGAARD Sebastian	Tatuus F4 T-014 Abarth 1'35.958
11	48	SALMENAUTIO Jesse	Tatuus F4 T-014 Abarth 1'36.008
12	13	FERATI Jasin	Tatuus F4 T-014 Abarth 1'36.126
13	11	PATTERSON Dexter Macham	Tatuus F4 T-014 Abarth 1'36.154
14	88	AL QUBAIS I Hamda	Tatuus F4 T-014 Abarth 1'36.154
15	21	GNOS Axel	Tatuus F4 T-014 Abarth 1'36.231
16	78	KAPRZYK Mateusz	Tatuus F4 T-014 Abarth 1'36.326
17	72	FORNAROLI Leonardo	Tatuus F4 T-014 Abarth 1'36.362
18	86	VALINT Bence	Tatuus F4 T-014 Abarth 1'36.713
19	66	CHOVANEK Zdenek	Tatuus F4 T-014 Abarth 1'36.908
20	15	WISNICKI Piotr	Tatuus F4 T-014 Abarth 1'36.993
21	8	CENYU Han	Tatuus F4 T-014 Abarth 1'37.189
22	27	FREYMUTH Sebastian	Tatuus F4 T-014 Abarth 1'37.239

SPEED			
1	21	GNOS Axel	Tatuus F4 T-014 Abarth 197,1
2	14	UGRAN Filip	Tatuus F4 T-014 Abarth 196,7
3	51	PIZZI Francesco	Tatuus F4 T-014 Abarth 196,7
4	13	FERATI Jasin	Tatuus F4 T-014 Abarth 196,4
5	6	MONTOYA Sebastian	Tatuus F4 T-014 Abarth 196,4
6	86	VALINT Bence	Tatuus F4 T-014 Abarth 196,0
7	35	DELLI GUANTI Pietro	Tatuus F4 T-014 Abarth 195,7
8	11	PATTERSON Dexter Macham	Tatuus F4 T-014 Abarth 195,3
9	46	MINI Gabriele	Tatuus F4 T-014 Abarth 195,3
10	48	SALMENAUTIO Jesse	Tatuus F4 T-014 Abarth 194,9
11	77	ROSSO Andrea	Tatuus F4 T-014 Abarth 194,9
12	85	BORTOLETO Gabriel	Tatuus F4 T-014 Abarth 194,9
13	88	AL QUBAIS I Hamda	Tatuus F4 T-014 Abarth 194,6
14	7	BEGANOVIC Dino	Tatuus F4 T-014 Abarth 194,6
15	66	CHOVANEK Zdenek	Tatuus F4 T-014 Abarth 193,9
16	19	OGAARD Sebastian	Tatuus F4 T-014 Abarth 193,9
17	84	SIMONAZZI Francesco	Tatuus F4 T-014 Abarth 193,5
18	78	KAPRZYK Mateusz	Tatuus F4 T-014 Abarth 192,9
19	15	WISNICKI Piotr	Tatuus F4 T-014 Abarth 192,5
20	27	FREYMUTH Sebastian	Tatuus F4 T-014 Abarth 192,5
21	72	FORNAROLI Leonardo	Tatuus F4 T-014 Abarth 192,2
22	8	CENYU Han	Tatuus F4 T-014 Abarth 192,2

SEG. 1		
1	51	PIZZI Francesco 24.080
2	46	MINI Gabriele 24.120
3	7	BEGANOVIC Dino 24.136
4	6	MONTOYA Sebastian 24.172
5	84	SIMONAZZI Francesco 24.185
6	85	BORTOLETO Gabriel 24.197
7	19	OGAARD Sebastian 24.239
8	11	PATTERSON Dexter Mac 24.274
9	77	ROSSO Andrea 24.277
10	35	DELLI GUANTI Pietro 24.281
11	14	UGRAN Filip 24.290
12	48	SALMENAUTIO Jesse 24.294
13	72	FORNAROLI Leonardo 24.298
14	13	FERATI Jasin 24.344
15	78	KAPRZYK Mateusz 24.363
16	21	GNOS Axel 24.446
17	88	AL QUBAIS I Hamda 24.455
18	66	CHOVANEK Zdenek 24.465
19	27	FREYMUTH Sebastian 24.470
20	86	VALINT Bence 24.525
21	15	WISNICKI Piotr 24.582
22	8	CENYU Han 24.788

SEG. 2		
1	51	PIZZI Francesco 22.903
2	7	BEGANOVIC Dino 22.976
3	14	UGRAN Filip 22.989
4	77	ROSSO Andrea 23.042
5	46	MINI Gabriele 23.043
6	6	MONTOYA Sebastian 23.085
7	48	SALMENAUTIO Jesse 23.146
8	88	AL QUBAIS I Hamda 23.151
9	35	DELLI GUANTI Pietro 23.175
10	78	KAPRZYK Mateusz 23.216
11	19	OGAARD Sebastian 23.219
12	13	FERATI Jasin 23.220
13	85	BORTOLETO Gabriel 23.229
14	21	GNOS Axel 23.241
15	11	PATTERSON Dexter Mac 23.242
16	72	FORNAROLI Leonardo 23.288
17	84	SIMONAZZI Francesco 23.304
18	86	VALINT Bence 23.318
19	66	CHOVANEK Zdenek 23.380
20	8	CENYU Han 23.413
21	15	WISNICKI Piotr 23.485
22	27	FREYMUTH Sebastian 23.500

SEG. 3		
1	51	PIZZI Francesco 27.218
2	7	BEGANOVIC Dino 27.309
3	46	MINI Gabriele 27.316
4	77	ROSSO Andrea 27.322
5	14	UGRAN Filip 27.336
6	6	MONTOYA Sebastian 27.338
7	35	DELLI GUANTI Pietro 27.396
8	48	SALMENAUTIO Jesse 27.421
9	11	PATTERSON Dexter Mac 27.454
10	88	AL QUBAIS I Hamda 27.463
11	85	BORTOLETO Gabriel 27.481
12	84	SIMONAZZI Francesco 27.500
13	21	GNOS Axel 27.503
14	19	OGAARD Sebastian 27.531
15	13	FERATI Jasin 27.583
16	86	VALINT Bence 27.593
17	72	FORNAROLI Leonardo 27.603
18	78	KAPRZYK Mateusz 27.618
19	66	CHOVANEK Zdenek 27.642
20	8	CENYU Han 27.732
21	15	WISNICKI Piotr 27.792
22	27	FREYMUTH Sebastian 27.904

SEG. 4		
1	51	PIZZI Francesco 20.579
2	46	MINI Gabriele 20.690
3	14	UGRAN Filip 20.694
4	6	MONTOYA Sebastian 20.733
5	7	BEGANOVIC Dino 20.743
6	77	ROSSO Andrea 20.825
7	85	BORTOLETO Gabriel 20.829
8	13	FERATI Jasin 20.879
9	11	PATTERSON Dexter Mac 20.898
10	35	DELLI GUANTI Pietro 20.906
11	72	FORNAROLI Leonardo 20.912
12	84	SIMONAZZI Francesco 20.924
13	21	GNOS Axel 20.926
14	48	SALMENAUTIO Jesse 20.960
15	19	OGAARD Sebastian 20.966
16	78	KAPRZYK Mateusz 20.978
17	86	VALINT Bence 21.054
18	88	AL QUBAIS I Hamda 21.062
19	15	WISNICKI Piotr 21.084
20	27	FREYMUTH Sebastian 21.137
21	66	CHOVANEK Zdenek 21.191
22	8	CENYU Han 21.195