

Red Bull Ring
Formula Regional European Championship
Race - 1
Final Results



Cls	N°	Driver	Nat	Competitor	Nat	Rookie	Cls	Laps	Total Time	Gap	Interval	Km/h	Best	Time	Km/h
1	10	Gianluca Petecof	BRA	Prema Powerteam	ITA	R	1	21	32:08.742			169.2	17	1:26.659	179.3
2	14	Arthur Leclerc	MC	Prema Powerteam	ITA	R	2	21	32:11.878	3.136	3.136	168.9	9	1:26.927	178.8
3	6	Oliver Rasmussen	DNK	Prema Powerteam	ITA	R	3	21	32:16.981	8.239	5.103	168.5	11	1:26.872	178.9
4	5	Patrick Pasma	FIN	Kic Motorsport	FIN			21	32:17.796	9.054	0.815	168.4	11	1:27.025	178.6
5	3	Pierre-Louis Chovet	FRA	Van Amersfoort Racing	NLD	R	4	21	32:19.290	10.548	1.494	168.3	13	1:26.994	178.6
6	2	Nico Göhler	DEU	Kic Motorsport	FIN			21	32:33.557	24.815	14.267	167.1	12	1:27.895	176.8
7	11	Alessandro Famularo	VEN	Van Amersfoort Racing	NLD	R	5	21	32:34.478	25.736	0.921	167.0	15	1:28.025	176.5
8	41	Emidio Pesce	ITA	DR Formula RP Motorsport	PRT	R	6	21	32:38.335	29.593	3.857	166.6	11	1:27.845	176.9
9	99	Andrea Cola	ITA	Monolite Racing	ITA	R	7	21	32:39.860	31.118	1.525	166.5	14	1:27.922	176.8
Not classified: (Requirements: 70% of number laps of leader = 15 Laps)															
	33	Henrion Gillian	FRA	Gillian Track Events GTE	FRA	R	8	9	16:44.281	12 Laps	12 Laps	139.3	8	1:28.507	175.6
	40	Konsta Lappalainen	FIN	Kic Motorsport	FIN			1	1:46.890	20 Laps	8 Laps	145.4	1	1:46.890	145.4
	55	Jamie Laura Chadwick	GBR	Prema Powerteam	ITA										

Fastest lap Gianluca Petecof in 1:26.659 at 179.4 Km/h in lap 17

Published at:.....

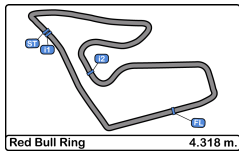
Track Temp: **23.5 °C** Air Temp: **24.5 °C** Humidity: **50 %** Track Status: **DRY**

Stewards:

Race Director:

Timekeeper:





Red Bull Ring
Formula Regional European Championship
Race - 1
Provisional Results



Cls	N°	Driver	Nat	Competitor	Nat	Rookie	Cls	Laps	Total Time	Gap	Interval	Km/h	Best	Time	Km/h
1	10	Gianluca Petecof	BRA	Prema Powerteam	ITA	R	1	21	32:08.742			169.2	17	1:26.659	179.3
2	14	Arthur Leclerc	MC	Prema Powerteam	ITA	R	2	21	32:11.878	3.136	3.136	168.9	9	1:26.927	178.8
3	6	Oliver Rasmussen	DNK	Prema Powerteam	ITA	R	3	21	32:16.981	8.239	5.103	168.5	11	1:26.872	178.9
4	5	Patrick Pasma	FIN	Kic Motorsport	FIN			21	32:17.796	9.054	0.815	168.4	11	1:27.025	178.6
5	3	Pierre-Louis Chovet	FRA	Van Amersfoort Racing	NLD	R	4	21	32:19.290	10.548	1.494	168.3	13	1:26.994	178.6
6	2	Nico Göhler	DEU	Kic Motorsport	FIN			21	32:33.557	24.815	14.267	167.1	12	1:27.895	176.8
7	11	Alessandro Famularo	VEN	Van Amersfoort Racing	NLD	R	5	21	32:34.478	25.736	0.921	167.0	15	1:28.025	176.5
8	41	Emidio Pesce	ITA	DR Formula RP Motorsport	PRT	R	6	21	32:38.335	29.593	3.857	166.6	11	1:27.845	176.9
9	99	Andrea Cola	ITA	Monolite Racing	ITA	R	7	21	32:39.860	31.118	1.525	166.5	14	1:27.922	176.8
Not classified: (Requirements: 70% of number laps of leader = 15 Laps)															
	33	Henrion Gillian	FRA	Gillian Track Events GTE	FRA	R	8	9	16:44.281	12 Laps	12 Laps	139.3	8	1:28.507	175.6
	40	Konsta Lappalainen	FIN	Kic Motorsport	FIN			1	1:46.890	20 Laps	8 Laps	145.4	1	1:46.890	145.4
	55	Jamie Laura Chadwick	GBR	Prema Powerteam	ITA										

Fastest lap Gianluca Petecof in 1:26.659 at 179.4 Km/h in lap 17

Published at:.....

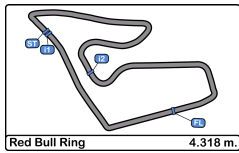
Track Temp: **23.5 °C** Air Temp: **24.5 °C** Humidity: **50 %** Track Status: **DRY**

Stewards:

Race Director:

Timekeeper:





Red Bull Ring
Formula Regional European Championship
Race - 1
Provisional Results by Class



Cl	N°	Driver	Nat	Competitor	Nat	Rookie	Cls	Laps	Total Time	Gap	Interval	Km/h	Best	Time	Km/h
1	5	Patrick Pasma	FIN	Kic Motorsport				21	32:17.796			168.4	11	1:27.025	178.6
2	2	Nico Göhler	DEU	Kic Motorsport				21	32:33.557	24.815	15.761	167.1	12	1:27.895	176.8
Not classified: (Requirements: 70% of number laps of leader = 15 Laps)															
	40	Konsta Lappalainen	FIN	Kic Motorsport				1	1:46.890	20 Laps	20 Laps	145.4	1	1:46.890	145.4
	55	Jamie Laura	GBR	Prema Powerteam											
Rookie															
1	10	Gianluca Petecof	BRA	Prema Powerteam		R	1	21	32:08.742			169.2	17	1:26.659	179.3
2	14	Arthur Leclerc	MC	Prema Powerteam		R	2	21	32:11.878	3.136	3.136	168.9	9	1:26.927	178.8
3	6	Oliver Rasmussen	DNK	Prema Powerteam		R	3	21	32:16.981	8.239	5.103	168.5	11	1:26.872	178.9
4	3	Pierre-Louis Chovet	FRA	Van Amersfoort Racing		R	4	21	32:19.290	10.548	2.309	168.3	13	1:26.994	178.6
5	11	Alessandro Famularo	VEN	Van Amersfoort Racing		R	5	21	32:34.478	25.736	15.188	167.0	15	1:28.025	176.5
6	41	Emidio Pesce	ITA	DR Formula RP Motorsport		R	6	21	32:38.335	29.593	3.857	166.6	11	1:27.845	176.9
7	99	Andrea Cola	ITA	Monolite Racing		R	7	21	32:39.860	31.118	1.525	166.5	14	1:27.922	176.8
Not classified: (Requirements: 70% of number laps of leader = 15 Laps)															
	33	Henrion Gillian	FRA	Gillian Track Events GTE		R	8	9	16:44.281	12 Laps	12 Laps	139.3	8	1:28.507	175.6

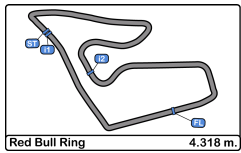
Fastest lap Gianluca Petecof in 1:26.659 at 179.4 Km/h in lap 17

Published at:.....

Track Temp: **23.5 °C** Air Temp: **24.5 °C** Humidity: **50 %** Track Status: **DRY**

Stewards:	Race Director:	Timekeeper: 
------------------	-----------------------	---





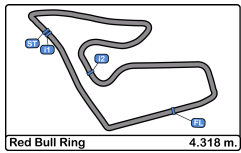
Red Bull Ring
Formula Regional European Championship
Race - 1



Provisional Classification by Driver Fastest Lap

Cls	Nº	Driver	Nat	Competitor	Nat	Rookie	Cls	Laps	Best	Time	Gap	Interval	Km/h
1	10	Gianluca Petecof	BRA	Prema Powerteam	ITA	R	1	21	17	1:26.659			179.3
2	6	Oliver Rasmussen	DNK	Prema Powerteam	ITA	R	2	21	11	1:26.872	0.213	0.213	178.9
3	14	Arthur Leclerc	MCO	Prema Powerteam	ITA	R	3	21	9	1:26.927	0.268	0.055	178.8
4	3	Pierre-Louis Chovet	FRA	Van Amersfoort Racing	NLD	R	4	21	13	1:26.994	0.335	0.067	178.6
5	5	Patrick Pasma	FIN	Kic Motorsport	FIN			21	11	1:27.025	0.366	0.031	178.6
6	41	Emidio Pesce	ITA	DR Formula RP Motorsport	PRT	R	5	21	11	1:27.845	1.186	0.820	176.9
7	2	Nico Göhler	DEU	Kic Motorsport	FIN			21	12	1:27.895	1.236	0.050	176.8
8	99	Andrea Cola	ITA	Monolite Racing	ITA	R	6	21	14	1:27.922	1.263	0.027	176.8
9	11	Alessandro Famularo	VEN	Van Amersfoort Racing	NLD	R	7	21	15	1:28.025	1.366	0.103	176.5
10	33	Henrion Gillian	FRA	Gillian Track Events GTE	FRA	R	8	9	8	1:28.507	1.848	0.482	175.6
11	40	Konsta Lappalainen	FIN	Kic Motorsport	FIN			1	1	1:46.890	20.231	18.383	145.4



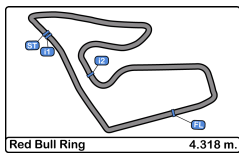


Red Bull Ring
Formula Regional European Championship
Race - 1
Distance and Speed Average



Cls	Nº	Driver	Nat	Competitor	Nat	Rookie	Cls	Laps	Distance	Total Time	Km/h
1	10	Gianluca Petecof	BRA	Prema Powerteam	ITA	R	1	21	90.67	32:08.742	169.2
2	14	Arthur Leclerc	MCO	Prema Powerteam	ITA	R	2	21	90.67	32:11.878	168.9
3	6	Oliver Rasmussen	DNK	Prema Powerteam	ITA	R	3	21	90.67	32:16.981	168.5
4	5	Patrick Pasma	FIN	Kic Motorsport	FIN			21	90.67	32:17.796	168.4
5	3	Pierre-Louis Chovet	FRA	Van Amersfoort Racing	NLD	R	4	21	90.67	32:19.290	168.3
6	2	Nico Göhler	DEU	Kic Motorsport	FIN			21	90.67	32:33.557	167.1
7	11	Alessandro Famularo	VEN	Van Amersfoort Racing	NLD	R	5	21	90.67	32:34.478	167.0
8	41	Emidio Pesce	ITA	DR Formula RP Motorsport	PRT	R	6	21	90.67	32:38.335	166.6
9	99	Andrea Cola	ITA	Monolite Racing	ITA	R	7	21	90.67	32:39.860	166.5
Not classified: (Requirements: 70% of number laps of leader = 15 Laps)											
	33	Henrion Gillian	FRA	Gillian Track Events GTE	FRA	R	8	9	38.86	16:44.281	139.3
	40	Konsta Lappalainen	FIN	Kic Motorsport	FIN			1	04.31	1:46.890	145.4
	55	Jamie Laura Chadwick	GBR	Prema Powerteam	ITA						





Red Bull Ring
Formula Regional European Championship
Race - 1
Lap Analysis



2

Nico Göhler

F3 Tatuus 318 A.R.

5

Patrick Pasma

F3 Tatuus 318 A.R.

Kic Motorsport

Kic Motorsport

Lap	D	Time	Sector 1	Sector 2	Sector 3	T. Spd	Elapsed	Lap	D	Time	Sector 1	Sector 2	Sector 3	T. Spd	Elapsed
1		1:35.456	27.166	40.942	27.348	232.7	1:35.456	1		1:32.751	26.061	40.049	26.641	229.7	1:32.751
2		2:16.269	30.046	1:02.557	43.666	107.5	3:51.725	2		2:17.054	31.935	1:02.178	42.941	111.9	3:49.805
3		2:13.815	34.463	52.462	46.890	144.3	6:05.540	3		2:14.871	34.443	53.189	47.239	158.8	6:04.676
4		1:28.886	22.358	40.022	26.506	228.8	7:34.426	4		1:27.996	22.316	39.339	26.341	228.3	7:32.672
5		1:28.305	22.373	39.434	26.498	227.3	9:02.731	5		1:27.812	22.202	39.334	26.276	228.3	9:00.484
6		1:28.184	22.318	39.509	26.357	227.8	10:30.915	6		1:27.457	22.181	39.103	26.173	228.8	10:27.941
7		1:28.019	22.350	39.351	26.318	227.8	11:58.934	7		1:27.339	22.153	39.060	26.126	229.2	11:55.280
8		1:28.281	22.442	39.434	26.405	226.4	13:27.215	8		1:27.916	22.202	39.334	26.380	229.7	13:23.196
9		1:28.252	22.420	39.421	26.411	227.3	14:55.467	9		1:27.413	22.192	39.084	26.137	228.8	14:50.609
10		1:28.408	22.356	39.613	26.439	226.4	16:23.875	10		1:27.436	22.185	39.200	26.051	228.8	16:18.045
11		1:28.332	22.413	39.565	26.354	225.9	17:52.207	11		1:27.025	22.173	38.896	25.956	227.8	17:45.070
12		1:27.895	22.326	39.311	26.258	226.4	19:20.102	12		1:27.084	22.185	38.903	25.996	226.8	19:12.154
13		1:28.237	22.517	39.414	26.306	225.9	20:48.339	13		1:27.149	22.174	38.980	25.995	227.3	20:39.303
14		1:28.065	22.304	39.483	26.278	225.9	22:16.404	14		1:27.222	22.125	39.130	25.967	227.8	22:06.525
15		1:28.031	22.269	39.488	26.274	225.9	23:44.435	15		1:27.253	22.151	38.926	26.176	227.8	23:33.778
16		1:28.219	22.429	39.474	26.316	225.9	25:12.654	16		1:27.418	22.151	39.104	26.163	228.8	25:01.196
17		1:27.958	22.265	39.415	26.278	226.8	26:40.612	17		1:27.277	22.159	38.829	26.289	228.8	26:28.473
18		1:28.379	22.336	39.570	26.473	227.3	28:08.991	18		1:27.182	22.140	38.869	26.173	228.8	27:55.655
19		1:28.160	22.356	39.489	26.315	226.4	29:37.151	19		1:27.257	22.105	38.871	26.281	228.8	29:22.912
20		1:28.196	22.443	39.363	26.390	225.9	31:05.347	20		1:27.495	22.191	39.007	26.297	228.8	30:50.407
21		1:28.210	22.441	39.468	26.301	225.4	32:33.557	21		1:27.389	22.191	39.004	26.194	228.3	32:17.796

3

Pierre-Louis Chovet

F3 Tatuus 318 A.R.

6

Oliver Rasmussen

F3 Tatuus 318 A.R.

R

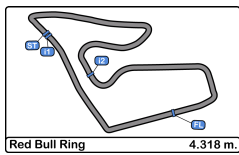
Van Amersfoort Racing

R

Prema Powerteam

Lap	D	Time	Sector 1	Sector 2	Sector 3	T. Spd	Elapsed	Lap	D	Time	Sector 1	Sector 2	Sector 3	T. Spd	Elapsed
1		1:34.074	26.695	40.670	26.709	226.4	1:34.074	1		1:32.163	25.866	39.907	26.390	228.3	1:32.163
2		2:16.866	30.883	1:02.470	43.513	102.8	3:50.940	2		2:16.828	31.942	1:02.179	42.707	108.8	3:48.991
3		2:14.148	34.100	52.864	47.184	163.6	6:05.088	3		2:14.843	34.871	53.059	46.913	154.5	6:03.834
4		1:28.164	22.236	39.441	26.487	232.7	7:33.252	4		1:27.869	22.097	39.565	26.207	231.2	7:31.703
5		1:27.856	22.079	39.277	26.500	232.2	9:01.108	5		1:28.020	22.311	39.524	26.185	228.3	8:59.723
6		1:27.396	22.033	39.134	26.229	232.2	10:28.504	6		1:27.511	22.227	39.179	26.105	227.8	10:27.234
7		1:27.358	22.096	39.046	26.216	232.2	11:55.862	7		1:27.546	22.249	39.105	26.192	228.3	11:54.780
8		1:27.956	22.162	39.342	26.452	231.2	13:23.818	8		1:27.719	22.354	39.350	26.015	227.3	13:22.499
9		1:27.738	22.174	39.098	26.466	231.2	14:51.556	9		1:27.276	22.238	39.007	26.031	227.3	14:49.775
10		1:27.309	22.067	38.905	26.337	231.2	16:18.865	10		1:27.017	22.133	38.994	25.890	226.4	16:16.792
11		1:27.376	22.052	39.033	26.291	231.2	17:46.241	11		1:26.872	22.165	38.779	25.928	227.3	17:43.664
12		1:27.139	22.123	38.855	26.161	229.2	19:13.380	12		1:27.149	22.179	38.914	26.056	227.3	19:10.813
13		1:26.994	22.065	38.771	26.158	229.7	20:40.374	13		1:27.238	22.122	39.029	26.087	226.4	20:38.051
14		1:27.183	22.043	39.063	26.077	229.2	22:07.557	14		1:27.420	22.239	39.158	26.023	226.8	22:05.471
15		1:27.377	22.014	39.000	26.363	229.7	23:34.934	15		1:27.377	22.159	39.132	26.086	226.4	23:32.848
16		1:27.781	22.070	39.317	26.394	231.2	25:02.715	16		1:27.261	22.118	39.110	26.033	226.8	25:00.109
17		1:27.486	22.030	39.129	26.327	230.2	26:30.201	17		1:27.269	22.093	39.017	26.159	227.8	26:27.378
18		1:27.375	22.095	38.882	26.398	230.7	27:57.576	18		1:27.262	22.122	38.999	26.141	227.3	27:54.640
19		1:27.274	22.129	38.952	26.193	229.2	29:24.850	19		1:27.746	22.200	39.225	26.321	227.3	29:22.386
20		1:27.211	22.100	38.907	26.204	229.7	30:52.061	20		1:27.287	22.144	39.113	26.030	226.8	30:49.673
21		1:27.229	22.089	38.839	26.301	229.2	32:19.290	21		1:27.308	22.190	39.138	25.980	226.4	32:16.981





Red Bull Ring
Formula Regional European Championship
Race - 1
Lap Analysis

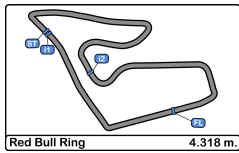


10 Gianluca Petecof F3 Tatuus 318 A.R. 14 Arthur Leclerc F3 Tatuus 318 A.R.													
R Prema Powerteam R Prema Powerteam													
Lap D	Time	Sector 1	Sector 2	Sector 3	T. Spd	Elapsed	Lap D	Time	Sector 1	Sector 2	Sector 3	T. Spd	Elapsed
1	1:30.259	24.895	39.264	26.100	224.0	1:30.259	1	1:31.569	25.796	39.435	26.338	223.1	1:31.569
2	2:17.478	33.010	1:01.660	42.808	109.8	3:47.737	2	2:16.601	32.234	1:01.802	42.565	109.6	3:48.170
3	2:15.131	34.237	54.133	46.761	185.8	6:02.868	3	2:15.240	34.913	53.386	46.941	166.6	6:03.410
4	1:27.229	22.130	39.118	25.981	228.3	7:30.097	4	1:27.601	22.290	39.280	26.031	228.3	7:31.011
5	1:27.045	22.131	38.901	26.013	227.3	8:57.142	5	1:27.216	22.173	39.096	25.947	227.8	8:58.227
6	1:27.232	22.193	39.033	26.006	226.4	10:24.374	6	1:27.140	22.147	39.060	25.933	228.3	10:25.367
7	1:26.816	22.125	38.810	25.881	228.3	11:51.190	7	1:27.111	22.158	39.006	25.947	228.3	11:52.478
8	1:26.979	22.196	38.892	25.891	228.8	13:18.169	8	1:27.178	22.225	38.924	26.029	227.3	13:19.656
9	1:27.000	22.189	38.921	25.890	227.8	14:45.169	9	1:26.927	22.170	38.836	25.921	227.3	14:46.583
10	1:27.016	22.071	39.099	25.846	227.8	16:12.185	10	1:27.058	22.179	38.943	25.936	227.3	16:13.641
11	1:26.825	22.102	38.841	25.882	226.4	17:39.010	11	1:27.080	22.121	38.860	26.099	228.8	17:40.721
12	1:26.767	22.141	38.747	25.879	227.8	19:05.777	12	1:26.997	22.122	38.924	25.951	227.8	19:07.718
13	1:26.715	22.119	38.774	25.822	227.8	20:32.492	13	1:27.265	22.278	38.977	26.010	227.8	20:34.983
14	1:26.828	22.087	38.790	25.951	227.8	21:59.320	14	1:27.211	22.127	39.110	25.974	226.8	22:02.194
15	1:26.956	22.047	38.925	25.984	225.9	23:26.276	15	1:27.054	22.189	38.948	25.917	226.8	23:29.248
16	1:27.135	22.081	39.014	26.040	228.8	24:53.411	16	1:27.053	22.146	38.992	25.915	227.3	24:56.301
17	1:26.659	22.048	38.761	25.850	229.7	26:20.070	17	1:27.155	22.218	38.916	26.021	227.8	26:23.456
18	1:26.817	22.055	38.740	26.022	227.3	27:46.887	18	1:27.150	22.210	39.022	25.918	227.3	27:50.606
19	1:26.897	22.104	38.710	26.083	228.8	29:13.784	19	1:27.084	22.140	38.951	25.993	227.8	29:17.690
20	1:27.361	22.165	38.995	26.201	227.3	30:41.145	20	1:27.060	22.181	38.951	25.928	227.8	30:44.750
21	1:27.597	22.213	39.027	26.357	227.8	32:08.742	21	1:27.128	22.260	38.882	25.986	227.3	32:11.878

11 Alessandro Famularo F3 Tatuus 318 A.R. 33 Henrion Gillian F3 Tatuus 318 A.R.													
R Van Amersfoort Racing R Gillian Track Events GTE													
Lap D	Time	Sector 1	Sector 2	Sector 3	T. Spd	Elapsed	Lap D	Time	Sector 1	Sector 2	Sector 3	T. Spd	Elapsed
1	1:36.308	26.948	41.771	27.589	225.0	1:36.308	1	4:30.806	3:22.243	41.613	26.950	174.7	4:30.806
2	2:16.452	30.228	1:02.622	43.602	123.8	3:52.760	2	1:37.775	22.902	39.797	35.076	221.7	6:08.581
3	2:13.461	34.103	52.505	46.853	145.9	6:06.221	3	1:29.519	22.768	39.876	26.875	228.3	7:38.100
4	1:29.013	22.419	39.758	26.836	231.2	7:35.234	4	1:28.975	22.526	39.746	26.703	227.8	9:07.075
5	1:28.090	22.101	39.446	26.543	231.2	9:03.324	5	1:28.988	22.888	39.752	26.348	225.4	10:36.063
6	1:28.309	22.316	39.546	26.447	230.7	10:31.633	6	1:29.009	22.498	39.627	26.884	224.0	12:05.072
7	1:28.088	22.174	39.381	26.533	231.7	11:59.721	7	1:28.809	22.820	39.613	26.376	222.6	13:33.881
8	1:28.202	22.218	39.487	26.497	230.7	13:27.923	8	1:28.507	22.486	39.724	26.297	225.0	15:02.388
9	1:28.130	22.121	39.539	26.470	231.2	14:56.053	9	1:41.893 P	22.654	39.578	39.661	224.5	16:44.281

40 Konsta Lappalainen F3 Tatuus 318 A.R.						
Kic Motorsport						
Lap D	Time	Sector 1	Sector 2	Sector 3	T. Spd	Elapsed
1	1:46.890 P	26.709	41.050	39.131	227.3	1:46.890





Red Bull Ring
Formula Regional European Championship
Race - 1
Lap Analysis



41 Emidio Pesce F3 Tatuus 318 A.R.
 R DR Formula RP Motorsport

Lap	D	Time	Sector 1	Sector 2	Sector 3	T. Spd	Elapsed
1		1:36.571	27.738	41.123	27.710	230.2	1:36.571
2		2:16.671	31.208	1:02.132	43.331	117.1	3:53.242
3		2:14.038	34.235	52.458	47.345	144.9	6:07.280
4		1:28.783	22.448	39.877	26.458	229.2	7:36.063
5		1:29.005	22.414	39.648	26.943	227.8	9:05.068
6		1:28.185	22.322	39.512	26.351	229.2	10:33.253
7		1:28.206	22.459	39.365	26.382	228.3	12:01.459
8		1:28.243	22.365	39.499	26.379	227.8	13:29.702
9		1:28.307	22.460	39.447	26.400	227.8	14:58.009
10		1:28.297	22.391	39.493	26.413	227.8	16:26.306
11		1:27.845	22.282	39.312	26.251	227.8	17:54.151
12		1:27.989	22.232	39.331	26.426	227.8	19:22.140
13		1:28.055	22.361	39.453	26.241	227.3	20:50.195
14		1:28.440	22.430	39.741	26.269	228.3	22:18.635
15		1:28.216	22.275	39.530	26.411	228.3	23:46.851
16		1:28.411	22.219	39.642	26.550	228.3	25:15.262
17		1:28.507	22.353	39.485	26.669	228.8	26:43.769
18		1:28.919	22.356	39.995	26.568	229.2	28:12.688
19		1:28.185	22.267	39.364	26.554	227.8	29:40.873
20		1:28.768	22.321	39.828	26.619	227.8	31:09.641
21		1:28.694	22.308	39.861	26.525	227.3	32:38.335

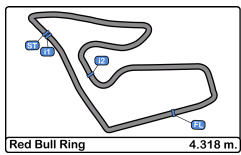
55 Jamie Laura Chadwick F3 Tatuus 318 A.R.
 R Prema Powerteam

Lap	D	Time	Sector 1	Sector 2	Sector 3	T. Spd	Elapsed
1			26.840	41.544		230.7	

99 Andrea Cola F3 Tatuus 318 A.R.
 R Monolite Racing

Lap	D	Time	Sector 1	Sector 2	Sector 3	T. Spd	Elapsed
1		1:37.166	27.650	41.696	27.820	230.7	1:37.166
2		2:16.758	31.331	1:02.256	43.171	131.3	3:53.924
3		2:14.494	34.541	51.987	47.966	127.6	6:08.418
4		1:29.289	22.702	39.824	26.763	226.8	7:37.707
5		1:28.989	22.427	39.829	26.733	226.4	9:06.696
6		1:28.509	22.487	39.500	26.522	226.4	10:35.205
7		1:28.315	22.426	39.299	26.590	226.8	12:03.520
8		1:29.075	22.515	39.946	26.614	226.4	13:32.595
9		1:28.632	22.406	39.620	26.606	226.4	15:01.227
10		1:28.222	22.401	39.360	26.461	225.9	16:29.449
11		1:28.023	22.366	39.192	26.465	225.0	17:57.472
12		1:28.410	22.389	39.373	26.648	225.9	19:25.882
13		1:28.328	22.708	39.160	26.460	224.5	20:54.210
14		1:27.922	22.263	39.193	26.466	226.4	22:22.132
15		1:28.406	22.353	39.534	26.519	225.4	23:50.538
16		1:28.239	22.273	39.397	26.569	226.4	25:18.777
17		1:28.110	22.263	39.382	26.465	227.8	26:46.887
18		1:28.257	22.236	39.487	26.534	226.8	28:15.144
19		1:28.127	22.261	39.383	26.483	226.4	29:43.271
20		1:28.128	22.283	39.194	26.651	226.4	31:11.399
21		1:28.461	22.374	39.596	26.491	226.4	32:39.860



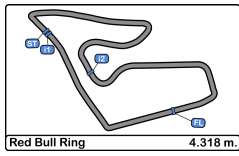


Red Bull Ring
Formula Regional European Championship
Race - 1
Analysis by Lap



Num	Lap Time	Gap	Num	Lap Time	Gap	Num	Lap Time	Gap	Num	Lap Time	Gap	Num	Lap Time	Gap
Lap 1			5	1:27.996	02.575	41	1:28.206	10.269	Lap 11			11	1:28.416	18.080
10	1:30.259		3	1:28.164	03.155	99	1:28.315	12.330	10	1:26.825		41	1:28.440	19.315
14	1:31.569	01.310	2	1:28.886	04.329	33	1:29.009	1 Lap	14	1:27.080	01.711	99	1:27.922	22.812
6	1:32.163	01.904	11	1:29.013	05.137	Num Lap Time Gap			6	1:26.872	04.654	Num Lap Time Gap		
5	1:32.751	02.492	41	1:28.783	05.966	Lap 8			5	1:27.025	06.060	Lap 15		
3	1:34.074	03.815	99	1:29.289	07.610	10	1:26.979		3	1:27.376	07.231	10	1:26.956	
2	1:35.456	05.197	33	1:29.519	1 Lap	14	1:27.178	01.487	2	1:28.332	13.197	14	1:27.054	02.972
11	1:36.308	06.049	Num Lap Time Gap			6	1:27.719	04.330	11	1:28.439	13.847	6	1:27.377	06.572
41	1:36.571	06.312	Lap 5			5	1:27.916	05.027	41	1:27.845	15.141	5	1:27.253	07.502
99	1:37.166	06.907	10	1:27.045		3	1:27.956	05.649	99	1:28.023	18.462	3	1:27.377	08.658
40	1:46.890	16.631	14	1:27.216	01.085	2	1:28.281	09.046	Num Lap Time Gap			2	1:28.031	18.159
Num Lap Time Gap			6	1:28.020	02.581	11	1:28.202	09.754	Lap 12			11	1:28.025	19.149
Lap 2			5	1:27.812	03.342	41	1:28.243	11.533	10	1:26.767		41	1:28.216	20.575
10	2:17.478		3	1:27.856	03.966	99	1:29.075	14.426	14	1:26.997	01.941	99	1:28.406	24.262
14	2:16.601	00.433	2	1:28.305	05.589	33	1:28.809	1 Lap	6	1:27.149	05.036	Num Lap Time Gap		
6	2:16.828	01.254	11	1:28.090	06.182	Num Lap Time Gap			5	1:27.084	06.377	Lap 16		
5	2:17.054	02.068	41	1:29.005	07.926	Lap 9			3	1:27.139	07.603	10	1:27.135	
3	2:16.866	03.203	99	1:28.989	09.554	10	1:27.000		2	1:27.895	14.325	14	1:27.053	02.890
2	2:16.269	03.988	33	1:28.975	1 Lap	14	1:26.927	01.414	11	1:28.060	15.140	6	1:27.261	06.698
11	2:16.452	05.023	Num Lap Time Gap			6	1:27.276	04.606	41	1:27.989	16.363	5	1:27.418	07.785
41	2:16.671	05.505	Lap 6			5	1:27.413	05.440	99	1:28.410	20.105	3	1:27.781	09.304
99	2:16.758	06.187	10	1:27.232		3	1:27.738	06.387	Num Lap Time Gap			2	1:28.219	19.243
33	4:30.806	1 Lap	14	1:27.140	00.993	2	1:28.252	10.298	Lap 13			11	1:28.143	20.157
Num Lap Time Gap			6	1:27.511	02.860	11	1:28.130	10.884	10	1:26.715		41	1:28.411	21.851
Lap 3			5	1:27.457	03.567	41	1:28.307	12.840	14	1:27.265	02.491	99	1:28.239	25.366
10	2:15.131		3	1:27.396	04.130	99	1:28.632	16.058	6	1:27.238	05.559	Num Lap Time Gap		
14	2:15.240	00.542	2	1:28.184	06.541	33	1:28.507	1 Lap	5	1:27.149	06.811	Lap 17		
6	2:14.843	00.966	11	1:28.309	07.259	Num Lap Time Gap			3	1:26.994	07.882	10	1:26.659	
5	2:14.871	01.808	41	1:28.185	08.879	Lap 10			2	1:28.237	15.847	14	1:27.155	03.386
3	2:14.148	02.220	99	1:28.509	10.831	10	1:27.016		11	1:28.067	16.492	6	1:27.269	07.308
2	2:13.815	02.672	33	1:28.988	1 Lap	14	1:27.058	01.456	41	1:28.055	17.703	5	1:27.277	08.403
11	2:13.461	03.353	Num Lap Time Gap			6	1:27.017	04.607	99	1:28.328	21.718	3	1:27.486	10.131
41	2:14.038	04.412	Lap 7			5	1:27.436	05.860	Num Lap Time Gap			2	1:27.958	20.542
99	2:14.494	05.550	10	1:26.816		3	1:27.309	06.680	Lap 14			11	1:28.068	21.566
33	1:37.775	1 Lap	14	1:27.111	01.288	2	1:28.408	11.690	10	1:26.828		41	1:28.507	23.699
Num Lap Time Gap			6	1:27.546	03.590	11	1:28.365	12.233	14	1:27.211	02.874	99	1:28.110	26.817
Lap 4			5	1:27.339	04.090	41	1:28.297	14.121	6	1:27.420	06.151	Num Lap Time Gap		
10	1:27.229		3	1:27.358	04.672	99	1:28.222	17.264	5	1:27.222	07.205	Lap 18		
14	1:27.601	00.914	2	1:28.019	07.744	33	1:41.893	1 Lap	3	1:27.183	08.237	10	1:26.817	
6	1:27.869	01.606	11	1:28.088	08.531				2	1:28.065	17.084	14	1:27.150	03.719





Red Bull Ring
Formula Regional European Championship
Race - 1
Analysis by Lap



Num	Lap Time	Gap
6	1:27.262	07.753
5	1:27.182	08.768
3	1:27.375	10.689
2	1:28.379	22.104
11	1:28.115	22.864
41	1:28.919	25.801
99	1:28.257	28.257

Num	Lap Time	Gap
-----	----------	-----

Lap 19

10	1:26.897	
14	1:27.084	03.906
6	1:27.746	08.602
5	1:27.257	09.128
3	1:27.274	11.066
2	1:28.160	23.367
11	1:28.172	24.139
41	1:28.185	27.089
99	1:28.127	29.487

Num	Lap Time	Gap
-----	----------	-----

Lap 20

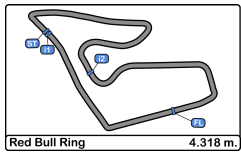
10	1:27.361	
14	1:27.060	03.605
6	1:27.287	08.528
5	1:27.495	09.262
3	1:27.211	10.916
2	1:28.196	24.202
11	1:28.498	25.276
41	1:28.768	28.496
99	1:28.128	30.254

Num	Lap Time	Gap
-----	----------	-----

Lap 21

10	1:27.597	
14	1:27.128	03.136
6	1:27.308	08.239
5	1:27.389	09.054
3	1:27.229	10.548
2	1:28.210	24.815
11	1:28.057	25.736
41	1:28.694	29.593
99	1:28.461	31.118



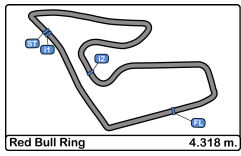


Red Bull Ring
Formula Regional European Championship
Race - 1
Best Sectors Results



Sector - 1			Sector - 2			Sector - 3			Ideal Lap vs Best Lap						
Clas	Nº	Driver	Time	Nº	Driver	Time	Nº	Driver	Time	Clas	Nº	Driver	Ideal Lap	Best Lap	Clas
1	3	Pierre-Louis Chovet	22.014	10	Gianluca Petecof	38.710	10	Gianluca Petecof	25.822	1	10	Gianluca Petecof	1:26.579	1:26.659	1
2	11	Alessandro Famularo	22.046	3	Pierre-Louis Chovet	38.771	6	Oliver Rasmussen	25.890	2	6	Oliver Rasmussen	1:26.762	1:26.872	2
3	10	Gianluca Petecof	22.047	6	Oliver Rasmussen	38.779	14	Arthur Leclerc	25.915	3	3	Pierre-Louis Chovet	1:26.862	1:26.994	4
4	6	Oliver Rasmussen	22.093	5	Patrick Pasma	38.829	5	Patrick Pasma	25.956	4	14	Arthur Leclerc	1:26.872	1:26.927	3
5	5	Patrick Pasma	22.105	14	Arthur Leclerc	38.836	3	Pierre-Louis Chovet	26.077	5	5	Patrick Pasma	1:26.890	1:27.025	5
6	14	Arthur Leclerc	22.121	99	Andrea Cola	39.160	41	Emidio Pesce	26.241	6	11	Alessandro Famularo	1:27.668	1:28.025	9
7	41	Emidio Pesce	22.219	11	Alessandro Famularo	39.235	2	Nico Göhler	26.258	7	41	Emidio Pesce	1:27.772	1:27.845	6
8	99	Andrea Cola	22.236	2	Nico Göhler	39.311	33	Henrion Gillian	26.297	8	2	Nico Göhler	1:27.834	1:27.895	7
9	2	Nico Göhler	22.265	41	Emidio Pesce	39.312	11	Alessandro Famularo	26.387	9	99	Andrea Cola	1:27.856	1:27.922	8
10	33	Henrion Gillian	22.486	33	Henrion Gillian	39.578	99	Andrea Cola	26.460	10	33	Henrion Gillian	1:28.361	1:28.507	10
11	40	Konsta Lappalainen	26.709	40	Konsta Lappalainen	41.050	40	Konsta Lappalainen	39.131	11	40	Konsta Lappalainen	1:46.890	1:46.890	11
12	55	Jamie Laura Chadwi	26.840	55	Jamie Laura Chadwi	41.544	55	Jamie Laura Chadwi	Transpo	12	55	Jamie Laura Chadwi	Transpo	Transpo	12



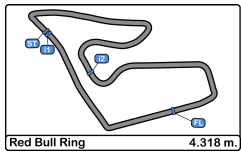


Red Bull Ring
Formula Regional European Championship
Race - 1
Leader Sequence



Nº	Driver	Nat	Competitor	Nat	Rookie	Start Lap	End Lap	Laps	Total Laps
10	Gianluca Petecof	BRA	Prema Powerteam	ITA	R	1	21	21	21



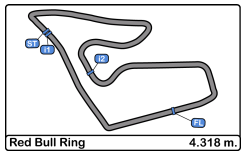


Red Bull Ring
Formula Regional European Championship
Race - 1
Best 5 Lap Times



Cls	Nº	Driver	Nat	Competitor	Nat	Rookie	Cls	Best 1		Best 2		Best 3		Best 4		Best 5	
								Time	Lap	Time	Lap	Time	Lap	Time	Lap	Time	Lap
1	10	Gianluca Petecof	BRA	Prema Powerteam	ITA	R	1	1:26.659	17	1:26.715	13	1:26.767	12	1:26.816	7	1:26.817	18
2	6	Oliver Rasmussen	DNK	Prema Powerteam	ITA	R	2	1:26.872	11	1:27.017	10	1:27.149	12	1:27.238	13	1:27.261	16
3	14	Arthur Leclerc	MC	Prema Powerteam	ITA	R	3	1:26.927	9	1:26.997	12	1:27.053	16	1:27.054	15	1:27.058	10
4	3	Pierre-Louis Chovet	FRA	Van Amersfoort Racing	NLD	R	4	1:26.994	13	1:27.139	12	1:27.183	14	1:27.211	20	1:27.229	21
5	5	Patrick Pasma	FIN	Kic Motorsport	FIN			1:27.025	11	1:27.084	12	1:27.149	13	1:27.182	18	1:27.222	14
6	41	Emidio Pesce	ITA	DR Formula RP Motorsport	PRT	R	5	1:27.845	11	1:27.989	12	1:28.055	13	1:28.185	6	1:28.185	19
7	2	Nico Göhler	DEU	Kic Motorsport	FIN			1:27.895	12	1:27.958	17	1:28.019	7	1:28.031	15	1:28.065	14
8	99	Andrea Cola	ITA	Monolite Racing	ITA	R	6	1:27.922	14	1:28.023	11	1:28.110	17	1:28.127	19	1:28.128	20
9	11	Alessandro Famularo	VEN	Van Amersfoort Racing	NLD	R	7	1:28.025	15	1:28.057	21	1:28.060	12	1:28.067	13	1:28.068	17
10	33	Henrion Gillian	FRA	Gillian Track Events GTE	FRA	R	8	1:28.507	8	1:28.809	7	1:28.975	4	1:28.988	5	1:29.009	6
11	40	Konsta Lappalainen	FIN	Kic Motorsport	FIN			1:46.890	1								
12	55	Jamie Laura Chadwick	GBR	Prema Powerteam	ITA												



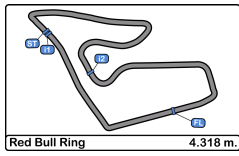


Red Bull Ring
Formula Regional European Championship
Race - 1
Best 5 Top Speeds



Cls	Nº	Driver	Nat	Competitor	Nat	Rookie	Cls	Top 1		Top 2		Top 3		Top 4		Top 5		Avg
								Km/h	Lap	Km/h	Lap	Km/h	Lap	Km/h	Lap	Km/h	Lap	
1	2	Nico Göhler	DEU	Kic Motorsport	FIN			232.7	1	228.8	4	227.8	6	227.8	7	227.3	5	228.9
2	3	Pierre-Louis Chovet	FRA	Van Amersfoort Racing	NLD	R	1	232.7	4	232.2	5	232.2	6	232.2	7	231.2	8	232.1
3	11	Alessandro Famularo	VEN	Van Amersfoort Racing	NLD	R	2	232.7	11	231.7	7	231.7	12	231.2	4	231.2	5	231.7
4	6	Oliver Rasmussen	DNK	Prema Powerteam	ITA	R	3	231.2	4	228.3	1	228.3	5	228.3	7	227.8	6	228.8
5	55	Jamie Laura Chadwick	GBR	Prema Powerteam	ITA			230.7	1									230.7
6	99	Andrea Cola	ITA	Monolite Racing	ITA	R	4	230.7	1	227.8	17	226.8	4	226.8	7	226.8	18	227.8
7	41	Emidio Pesce	ITA	DR Formula RP Motorsport	PRT	R	5	230.2	1	229.2	4	229.2	6	229.2	18	228.8	17	229.3
8	5	Patrick Pasma	FIN	Kic Motorsport	FIN			229.7	1	229.7	8	229.2	7	228.8	6	228.8	9	229.3
9	10	Gianluca Petecof	BRA	Prema Powerteam	ITA	R	6	229.7	17	228.8	8	228.8	16	228.8	19	228.3	4	228.9
10	14	Arthur Leclerc	MC	Prema Powerteam	ITA	R	7	228.8	11	228.3	4	228.3	6	228.3	7	227.8	5	228.3
11	33	Henrion Gillian	FRA	Gillian Track Events GTE	FRA	R	8	228.3	3	227.8	4	225.4	5	225.0	8	224.5	9	226.2
12	40	Konsta Lappalainen	FIN	Kic Motorsport	FIN			227.3	1									227.3



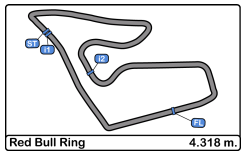


Red Bull Ring
Formula Regional European Championship
Race - 1
Fastest Laps Sequence



Lap	Time of Day	Session Time	Nº	Driver	Nat	Competitor	Nat	Rookie	Time	Km/h
4	13:36:08.835	7:29.835	10	Gianluca Petecof	BRA	Prema Powerteam	ITA	R	1:27.229	178.2
5	13:37:35.880	8:56.880	10	Gianluca Petecof	BRA	Prema Powerteam	ITA	R	1:27.045	178.5
7	13:40:29.927	11:50.927	10	Gianluca Petecof	BRA	Prema Powerteam	ITA	R	1:26.816	179.0
12	13:47:44.514	19:05.514	10	Gianluca Petecof	BRA	Prema Powerteam	ITA	R	1:26.767	179.1
13	13:49:11.229	20:32.229	10	Gianluca Petecof	BRA	Prema Powerteam	ITA	R	1:26.715	179.2
17	13:54:58.807	26:19.807	10	Gianluca Petecof	BRA	Prema Powerteam	ITA	R	1:26.659	179.3

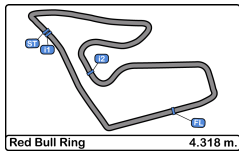




Red Bull Ring
Formula Regional European Championship
Race - 1
Event Best Maximum Speed



Nº	Driver	Nat	Competitor	Nat	Rookie	Km/h	Session
10	Gianluca Petecof	BRA	Prema Powerteam	ITA	R	232.7	Qualifying - 1
3	Pierre-Louis Chovet	FRA	Van Amersfoort Racing	NLD	R	232.7	Qualifying - 2
2	Nico Göhler	DEU	Kic Motorsport	FIN		232.7	Race - 1
11	Alessandro Famularo	VEN	Van Amersfoort Racing	NLD	R	232.7	Race - 1
14	Arthur Leclerc	MCO	Prema Powerteam	ITA	R	232.2	Qualifying - 1
5	Patrick Pasma	FIN	Kic Motorsport	FIN		231.2	Qualifying - 2
6	Oliver Rasmussen	DNK	Prema Powerteam	ITA	R	231.2	Race - 1
41	Emidio Pesce	ITA	DR Formula RP Motorsport	PRT	R	230.7	Free Practice - 2
40	Konsta Lappalainen	FIN	Kic Motorsport	FIN		230.7	Qualifying - 1
55	Jamie Laura Chadwick	GBR	Prema Powerteam	ITA		230.7	Race - 1
99	Andrea Cola	ITA	Monolite Racing	ITA	R	230.7	Race - 1
33	Henrion Gillian	FRA	Gillian Track Events GTE	FRA	R	228.3	Race - 1



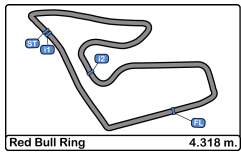
Red Bull Ring
Formula Regional European Championship
Race - 1
Lap Chart



LAP

Nr	Pos	Grid	1	2	3	4	5	6	7	8	9	10	11	12	13	14	15	16	17	18	19	20	21	
10	1	10	10	10	10	10	10	10	10	10	10	10	10	10	10	10	10	10	10	10	10	10	10	
14	2	14	14	14	14	14	14	14	14	14	14	14	14	14	14	14	14	14	14	14	14	14	14	14
6	3	6	6	6	6	6	6	6	6	6	6	6	6	6	6	6	6	6	6	6	6	6	6	6
5	4	5	5	5	5	5	5	5	5	5	5	5	5	5	5	5	5	5	5	5	5	5	5	5
3	5	3	3	3	3	3	3	3	3	3	3	3	3	3	3	3	3	3	3	3	3	3	3	3
55	6	55	2	2	2	2	2	2	2	2	2	2	2	2	2	2	2	2	2	2	2	2	2	2
40	7	40	11	11	11	11	11	11	11	11	11	11	11	11	11	11	11	11	11	11	11	11	11	11
11	8	11	41	41	41	41	41	41	41	41	41	41	41	41	41	41	41	41	41	41	41	41	41	41
2	9	2	99	99	99	99	99	99	99	99	99	99	99	99	99	99	99	99	99	99	99	99	99	99
41	10	41	40	33	33	33	33	33	33	33	33													
99	11	99	33																					
33	12	33																						

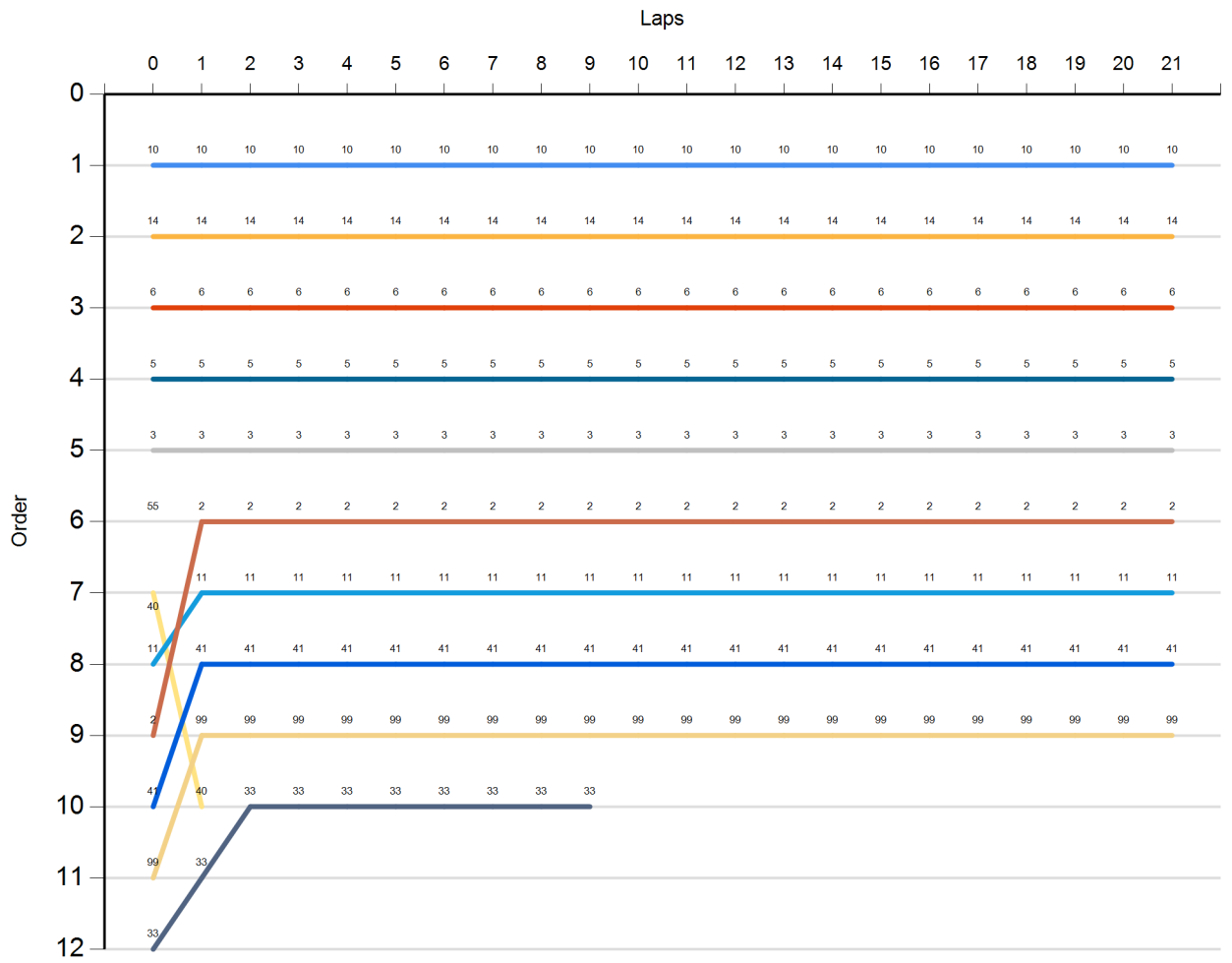


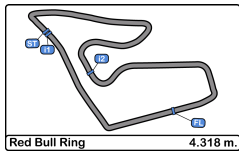


Red Bull Ring
Formula Regional European Championship
Race - 1
Graphic Lap Chart



- 10
- 14
- 6
- 5
- 3
- 55
- 40
- 11
- 41
- 99
- 33



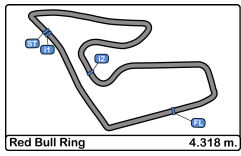


Red Bull Ring
Formula Regional European Championship
Race - 1
Pit Stop Analysis



N°	In Day	Time	Driver	Nat	Competitor	Nat	In Time	Stop N°	Pit Time	Handicap	Penalty
----	--------	------	--------	-----	------------	-----	---------	---------	----------	----------	---------

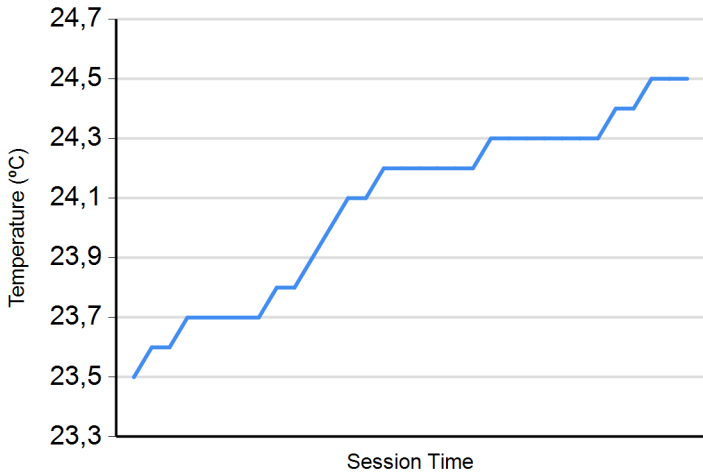




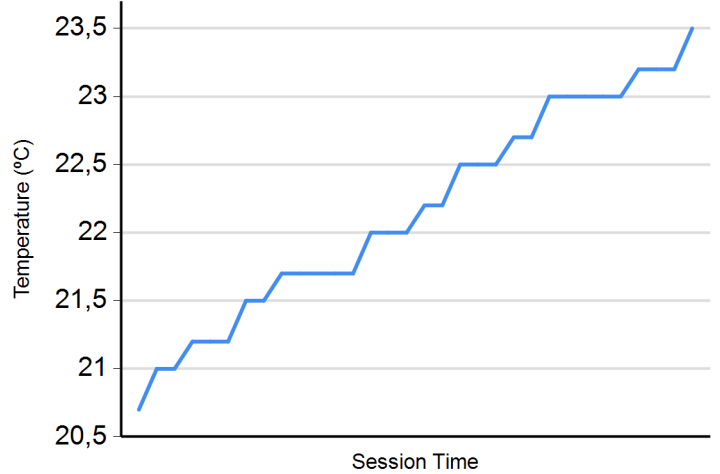
Red Bull Ring
Formula Regional European Championship
Race - 1
Weather Report



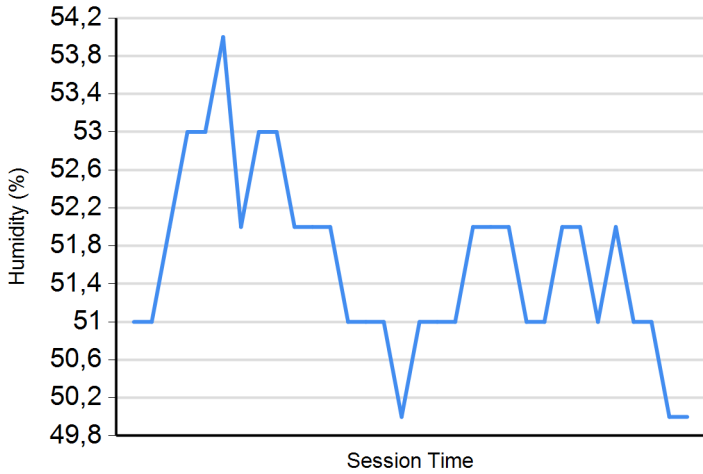
Air Temperature



Track Temperature



Humidity



Pressure

