

**Red Bull Ring**  
**Formula Regional European Championship**  
**Race - 1**  
**Provisional Results**




Cls	N°	Driver	Nat	Competitor	Nat	Rookie	Cls	Laps	Total Time	Gap	Interval	Km/h	Best	Time	Km/h
1	10	Gianluca Petecof	BRA	Prema Powerteam	ITA	R	1	21	<b>32:08.742</b>			169.2	17	1:26.659	179.3
2	14	Arthur Leclerc	MC	Prema Powerteam	ITA	R	2	21	<b>32:11.878</b>	3.136	3.136	168.9	9	1:26.927	178.8
3	6	Oliver Rasmussen	DNK	Prema Powerteam	ITA	R	3	21	<b>32:16.981</b>	8.239	5.103	168.5	11	1:26.872	178.9
4	5	Patrick Pasma	FIN	Kic Motorsport	FIN			21	<b>32:17.796</b>	9.054	0.815	168.4	11	1:27.025	178.6
5	3	Pierre-Louis Chovet	FRA	Van Amersfoort Racing	NLD	R	4	21	<b>32:19.290</b>	10.548	1.494	168.3	13	1:26.994	178.6
6	2	Nico Göhler	DEU	Kic Motorsport	FIN			21	<b>32:33.557</b>	24.815	14.267	167.1	12	1:27.895	176.8
7	11	Alessandro Famularo	VEN	Van Amersfoort Racing	NLD	R	5	21	<b>32:34.478</b>	25.736	0.921	167.0	15	1:28.025	176.5
8	41	Emidio Pesce	ITA	DR Formula RP Motorsport	PRT	R	6	21	<b>32:38.335</b>	29.593	3.857	166.6	11	1:27.845	176.9
9	99	Andrea Cola	ITA	Monolite Racing	ITA	R	7	21	<b>32:39.860</b>	31.118	1.525	166.5	14	1:27.922	176.8
<b>Not classified: (Requirements: 70% of number laps of leader = 15 Laps)</b>															
	33	Henrion Gillian	FRA	Gillian Track Events GTE	FRA	R	8	9	<b>16:44.281</b>	12 Laps	12 Laps	139.3	8	1:28.507	175.6
	40	Konsta Lappalainen	FIN	Kic Motorsport	FIN			1	<b>1:46.890</b>	20 Laps	8 Laps	145.4	1	1:46.890	145.4
	55	Jamie Laura Chadwick	GBR	Prema Powerteam	ITA										

**Fastest lap Gianluca Petecof in 1:26.659 at 179.4 Km/h in lap 17**

Published at:.....

Track Temp: **23.5 °C** Air Temp: **24.5 °C** Humidity: **50 %** Track Status: **DRY**

<b>Stewards:</b>	<b>Race Director:</b>	<b>Timekeeper:</b> 
------------------	-----------------------	---





**Red Bull Ring**  
**Formula Regional European Championship**  
**Race - 1**  
**Provisional Results by Class**



Cl	N°	Driver	Nat	Competitor	Nat	Rookie	Cls	Laps	Total Time	Gap	Interval	Km/h	Best	Time	Km/h
1	5	Patrick Pasma	FIN	Kic Motorsport				21	<b>32:17.796</b>			168.4	11	1:27.025	178.6
2	2	Nico Göhler	DEU	Kic Motorsport				21	<b>32:33.557</b>	24.815	15.761	167.1	12	1:27.895	176.8
<b>Not classified: (Requirements: 70% of number laps of leader = 15 Laps)</b>															
	40	Konsta Lappalainen	FIN	Kic Motorsport				1	<b>1:46.890</b>	20 Laps	20 Laps	145.4	1	1:46.890	145.4
	55	Jamie Laura	GBR	Prema Powerteam											
<b>Rookie</b>															
1	10	Gianluca Petecof	BRA	Prema Powerteam		R	1	21	<b>32:08.742</b>			169.2	17	1:26.659	179.3
2	14	Arthur Leclerc	MC	Prema Powerteam		R	2	21	<b>32:11.878</b>	3.136	3.136	168.9	9	1:26.927	178.8
3	6	Oliver Rasmussen	DNK	Prema Powerteam		R	3	21	<b>32:16.981</b>	8.239	5.103	168.5	11	1:26.872	178.9
4	3	Pierre-Louis Chovet	FRA	Van Amersfoort Racing		R	4	21	<b>32:19.290</b>	10.548	2.309	168.3	13	1:26.994	178.6
5	11	Alessandro Famularo	VEN	Van Amersfoort Racing		R	5	21	<b>32:34.478</b>	25.736	15.188	167.0	15	1:28.025	176.5
6	41	Emidio Pesce	ITA	DR Formula RP Motorsport		R	6	21	<b>32:38.335</b>	29.593	3.857	166.6	11	1:27.845	176.9
7	99	Andrea Cola	ITA	Monolite Racing		R	7	21	<b>32:39.860</b>	31.118	1.525	166.5	14	1:27.922	176.8
<b>Not classified: (Requirements: 70% of number laps of leader = 15 Laps)</b>															
	33	Henrion Gillian	FRA	Gillian Track Events GTE		R	8	9	<b>16:44.281</b>	12 Laps	12 Laps	139.3	8	1:28.507	175.6

**Fastest lap Gianluca Petecof in 1:26.659 at 179.4 Km/h in lap 17**

Published at:.....

Track Temp: **23.5 °C** Air Temp: **24.5 °C** Humidity: **50 %** Track Status: **DRY**

<b>Stewards:</b>	<b>Race Director:</b>	<b>Timekeeper:</b> 
------------------	-----------------------	---





**Red Bull Ring**  
**Formula Regional European Championship**  
**Race - 1**



**Provisional Classification by Driver Fastest Lap**

Cls	Nº	Driver	Nat	Competitor	Nat	Rookie	Cls	Laps	Best	Time	Gap	Interval	Km/h
1	10	Gianluca Petecof	BRA	Prema Powerteam	ITA	R	1	21	17	1:26.659			179.3
2	6	Oliver Rasmussen	DNK	Prema Powerteam	ITA	R	2	21	11	1:26.872	0.213	0.213	178.9
3	14	Arthur Leclerc	MCO	Prema Powerteam	ITA	R	3	21	9	1:26.927	0.268	0.055	178.8
4	3	Pierre-Louis Chovet	FRA	Van Amersfoort Racing	NLD	R	4	21	13	1:26.994	0.335	0.067	178.6
5	5	Patrick Pasma	FIN	Kic Motorsport	FIN			21	11	1:27.025	0.366	0.031	178.6
6	41	Emidio Pesce	ITA	DR Formula RP Motorsport	PRT	R	5	21	11	1:27.845	1.186	0.820	176.9
7	2	Nico Göhler	DEU	Kic Motorsport	FIN			21	12	1:27.895	1.236	0.050	176.8
8	99	Andrea Cola	ITA	Monolite Racing	ITA	R	6	21	14	1:27.922	1.263	0.027	176.8
9	11	Alessandro Famularo	VEN	Van Amersfoort Racing	NLD	R	7	21	15	1:28.025	1.366	0.103	176.5
10	33	Henrion Gillian	FRA	Gillian Track Events GTE	FRA	R	8	9	8	1:28.507	1.848	0.482	175.6
11	40	Konsta Lappalainen	FIN	Kic Motorsport	FIN			1	1	1:46.890	20.231	18.383	145.4



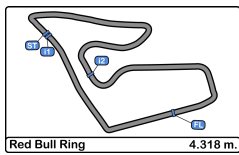


**Red Bull Ring**  
**Formula Regional European Championship**  
**Race - 1**  
**Distance and Speed Average**



Cls	Nº	Driver	Nat	Competitor	Nat	Rookie	Cls	Laps	Distance	Total Time	Km/h
1	10	Gianluca Petecof	BRA	Prema Powerteam	ITA	R	1	21	90.67	32:08.742	169.2
2	14	Arthur Leclerc	MCO	Prema Powerteam	ITA	R	2	21	90.67	32:11.878	168.9
3	6	Oliver Rasmussen	DNK	Prema Powerteam	ITA	R	3	21	90.67	32:16.981	168.5
4	5	Patrick Pasma	FIN	Kic Motorsport	FIN			21	90.67	32:17.796	168.4
5	3	Pierre-Louis Chovet	FRA	Van Amersfoort Racing	NLD	R	4	21	90.67	32:19.290	168.3
6	2	Nico Göhler	DEU	Kic Motorsport	FIN			21	90.67	32:33.557	167.1
7	11	Alessandro Famularo	VEN	Van Amersfoort Racing	NLD	R	5	21	90.67	32:34.478	167.0
8	41	Emidio Pesce	ITA	DR Formula RP Motorsport	PRT	R	6	21	90.67	32:38.335	166.6
9	99	Andrea Cola	ITA	Monolite Racing	ITA	R	7	21	90.67	32:39.860	166.5
<b>Not classified: (Requirements: 70% of number laps of leader = 15 Laps)</b>											
	33	Henrion Gillian	FRA	Gillian Track Events GTE	FRA	R	8	9	38.86	16:44.281	139.3
	40	Konsta Lappalainen	FIN	Kic Motorsport	FIN			1	04.31	1:46.890	145.4
	55	Jamie Laura Chadwick	GBR	Prema Powerteam	ITA						





**Red Bull Ring**  
**Formula Regional European Championship**  
**Race - 1**  
**Lap Analysis**



**2**

Nico Göhler

F3 Tatuus 318 A.R.

**5**

Patrick Pasma

F3 Tatuus 318 A.R.

Kic Motorsport

Kic Motorsport

Lap	D	Time	Sector 1	Sector 2	Sector 3	T. Spd	Elapsed	Lap	D	Time	Sector 1	Sector 2	Sector 3	T. Spd	Elapsed
1		1:35.456	27.166	40.942	27.348	232.7	1:35.456	1		1:32.751	26.061	40.049	26.641	229.7	1:32.751
2		2:16.269	30.046	1:02.557	43.666	107.5	3:51.725	2		2:17.054	31.935	1:02.178	42.941	111.9	3:49.805
3		2:13.815	34.463	52.462	46.890	144.3	6:05.540	3		2:14.871	34.443	53.189	47.239	158.8	6:04.676
4		1:28.886	22.358	40.022	26.506	228.8	7:34.426	4		1:27.996	22.316	39.339	26.341	228.3	7:32.672
5		1:28.305	22.373	39.434	26.498	227.3	9:02.731	5		1:27.812	22.202	39.334	26.276	228.3	9:00.484
6		1:28.184	22.318	39.509	26.357	227.8	10:30.915	6		1:27.457	22.181	39.103	26.173	228.8	10:27.941
7		1:28.019	22.350	39.351	26.318	227.8	11:58.934	7		1:27.339	22.153	39.060	26.126	229.2	11:55.280
8		1:28.281	22.442	39.434	26.405	226.4	13:27.215	8		1:27.916	22.202	39.334	26.380	229.7	13:23.196
9		1:28.252	22.420	39.421	26.411	227.3	14:55.467	9		1:27.413	22.192	39.084	26.137	228.8	14:50.609
10		1:28.408	22.356	39.613	26.439	226.4	16:23.875	10		1:27.436	22.185	39.200	26.051	228.8	16:18.045
11		1:28.332	22.413	39.565	26.354	225.9	17:52.207	11		1:27.025	22.173	38.896	25.956	227.8	17:45.070
12		1:27.895	22.326	39.311	26.258	226.4	19:20.102	12		1:27.084	22.185	38.903	25.996	226.8	19:12.154
13		1:28.237	22.517	39.414	26.306	225.9	20:48.339	13		1:27.149	22.174	38.980	25.995	227.3	20:39.303
14		1:28.065	22.304	39.483	26.278	225.9	22:16.404	14		1:27.222	22.125	39.130	25.967	227.8	22:06.525
15		1:28.031	22.269	39.488	26.274	225.9	23:44.435	15		1:27.253	22.151	38.926	26.176	227.8	23:33.778
16		1:28.219	22.429	39.474	26.316	225.9	25:12.654	16		1:27.418	22.151	39.104	26.163	228.8	25:01.196
17		1:27.958	22.265	39.415	26.278	226.8	26:40.612	17		1:27.277	22.159	38.829	26.289	228.8	26:28.473
18		1:28.379	22.336	39.570	26.473	227.3	28:08.991	18		1:27.182	22.140	38.869	26.173	228.8	27:55.655
19		1:28.160	22.356	39.489	26.315	226.4	29:37.151	19		1:27.257	22.105	38.871	26.281	228.8	29:22.912
20		1:28.196	22.443	39.363	26.390	225.9	31:05.347	20		1:27.495	22.191	39.007	26.297	228.8	30:50.407
21		1:28.210	22.441	39.468	26.301	225.4	32:33.557	21		1:27.389	22.191	39.004	26.194	228.3	32:17.796

**3**

Pierre-Louis Chovet

F3 Tatuus 318 A.R.

**6**

Oliver Rasmussen

F3 Tatuus 318 A.R.

R

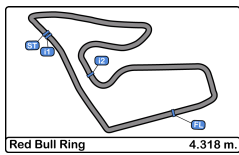
Van Amersfoort Racing

R

Prema Powerteam

Lap	D	Time	Sector 1	Sector 2	Sector 3	T. Spd	Elapsed	Lap	D	Time	Sector 1	Sector 2	Sector 3	T. Spd	Elapsed
1		1:34.074	26.695	40.670	26.709	226.4	1:34.074	1		1:32.163	25.866	39.907	26.390	228.3	1:32.163
2		2:16.866	30.883	1:02.470	43.513	102.8	3:50.940	2		2:16.828	31.942	1:02.179	42.707	108.8	3:48.991
3		2:14.148	34.100	52.864	47.184	163.6	6:05.088	3		2:14.843	34.871	53.059	46.913	154.5	6:03.834
4		1:28.164	22.236	39.441	26.487	232.7	7:33.252	4		1:27.869	22.097	39.565	26.207	231.2	7:31.703
5		1:27.856	22.079	39.277	26.500	232.2	9:01.108	5		1:28.020	22.311	39.524	26.185	228.3	8:59.723
6		1:27.396	22.033	39.134	26.229	232.2	10:28.504	6		1:27.511	22.227	39.179	26.105	227.8	10:27.234
7		1:27.358	22.096	39.046	26.216	232.2	11:55.862	7		1:27.546	22.249	39.105	26.192	228.3	11:54.780
8		1:27.956	22.162	39.342	26.452	231.2	13:23.818	8		1:27.719	22.354	39.350	26.015	227.3	13:22.499
9		1:27.738	22.174	39.098	26.466	231.2	14:51.556	9		1:27.276	22.238	39.007	26.031	227.3	14:49.775
10		1:27.309	22.067	38.905	26.337	231.2	16:18.865	10		1:27.017	22.133	38.994	25.890	226.4	16:16.792
11		1:27.376	22.052	39.033	26.291	231.2	17:46.241	11		1:26.872	22.165	38.779	25.928	227.3	17:43.664
12		1:27.139	22.123	38.855	26.161	229.2	19:13.380	12		1:27.149	22.179	38.914	26.056	227.3	19:10.813
13		1:26.994	22.065	38.771	26.158	229.7	20:40.374	13		1:27.238	22.122	39.029	26.087	226.4	20:38.051
14		1:27.183	22.043	39.063	26.077	229.2	22:07.557	14		1:27.420	22.239	39.158	26.023	226.8	22:05.471
15		1:27.377	22.014	39.000	26.363	229.7	23:34.934	15		1:27.377	22.159	39.132	26.086	226.4	23:32.848
16		1:27.781	22.070	39.317	26.394	231.2	25:02.715	16		1:27.261	22.118	39.110	26.033	226.8	25:00.109
17		1:27.486	22.030	39.129	26.327	230.2	26:30.201	17		1:27.269	22.093	39.017	26.159	227.8	26:27.378
18		1:27.375	22.095	38.882	26.398	230.7	27:57.576	18		1:27.262	22.122	38.999	26.141	227.3	27:54.640
19		1:27.274	22.129	38.952	26.193	229.2	29:24.850	19		1:27.746	22.200	39.225	26.321	227.3	29:22.386
20		1:27.211	22.100	38.907	26.204	229.7	30:52.061	20		1:27.287	22.144	39.113	26.030	226.8	30:49.673
21		1:27.229	22.089	38.839	26.301	229.2	32:19.290	21		1:27.308	22.190	39.138	25.980	226.4	32:16.981





**Red Bull Ring**  
**Formula Regional European Championship**  
**Race - 1**  
**Lap Analysis**

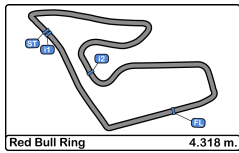


10 Gianluca Petecof F3 Tatuus 318 A.R. 14 Arthur Leclerc F3 Tatuus 318 A.R.													
R Prema Powerteam R Prema Powerteam													
Lap D	Time	Sector 1	Sector 2	Sector 3	T. Spd	Elapsed	Lap D	Time	Sector 1	Sector 2	Sector 3	T. Spd	Elapsed
1	1:30.259	24.895	39.264	26.100	224.0	1:30.259	1	1:31.569	25.796	39.435	26.338	223.1	1:31.569
2	2:17.478	33.010	1:01.660	42.808	109.8	3:47.737	2	2:16.601	32.234	1:01.802	42.565	109.6	3:48.170
3	2:15.131	34.237	54.133	46.761	185.8	6:02.868	3	2:15.240	34.913	53.386	46.941	166.6	6:03.410
4	1:27.229	22.130	39.118	25.981	228.3	7:30.097	4	1:27.601	22.290	39.280	26.031	228.3	7:31.011
5	1:27.045	22.131	38.901	26.013	227.3	8:57.142	5	1:27.216	22.173	39.096	25.947	227.8	8:58.227
6	1:27.232	22.193	39.033	26.006	226.4	10:24.374	6	1:27.140	22.147	39.060	25.933	228.3	10:25.367
7	1:26.816	22.125	38.810	25.881	228.3	11:51.190	7	1:27.111	22.158	39.006	25.947	228.3	11:52.478
8	1:26.979	22.196	38.892	25.891	228.8	13:18.169	8	1:27.178	22.225	38.924	26.029	227.3	13:19.656
9	1:27.000	22.189	38.921	25.890	227.8	14:45.169	9	1:26.927	22.170	38.836	25.921	227.3	14:46.583
10	1:27.016	22.071	39.099	25.846	227.8	16:12.185	10	1:27.058	22.179	38.943	25.936	227.3	16:13.641
11	1:26.825	22.102	38.841	25.882	226.4	17:39.010	11	1:27.080	22.121	38.860	26.099	228.8	17:40.721
12	1:26.767	22.141	38.747	25.879	227.8	19:05.777	12	1:26.997	22.122	38.924	25.951	227.8	19:07.718
13	1:26.715	22.119	38.774	25.822	227.8	20:32.492	13	1:27.265	22.278	38.977	26.010	227.8	20:34.983
14	1:26.828	22.087	38.790	25.951	227.8	21:59.320	14	1:27.211	22.127	39.110	25.974	226.8	22:02.194
15	1:26.956	22.047	38.925	25.984	225.9	23:26.276	15	1:27.054	22.189	38.948	25.917	226.8	23:29.248
16	1:27.135	22.081	39.014	26.040	228.8	24:53.411	16	1:27.053	22.146	38.992	25.915	227.3	24:56.301
17	1:26.659	22.048	38.761	25.850	229.7	26:20.070	17	1:27.155	22.218	38.916	26.021	227.8	26:23.456
18	1:26.817	22.055	38.740	26.022	227.3	27:46.887	18	1:27.150	22.210	39.022	25.918	227.3	27:50.606
19	1:26.897	22.104	38.710	26.083	228.8	29:13.784	19	1:27.084	22.140	38.951	25.993	227.8	29:17.690
20	1:27.361	22.165	38.995	26.201	227.3	30:41.145	20	1:27.060	22.181	38.951	25.928	227.8	30:44.750
21	1:27.597	22.213	39.027	26.357	227.8	32:08.742	21	1:27.128	22.260	38.882	25.986	227.3	32:11.878

11 Alessandro Famularo F3 Tatuus 318 A.R. 33 Henrion Gillian F3 Tatuus 318 A.R.													
R Van Amersfoort Racing R Gillian Track Events GTE													
Lap D	Time	Sector 1	Sector 2	Sector 3	T. Spd	Elapsed	Lap D	Time	Sector 1	Sector 2	Sector 3	T. Spd	Elapsed
1	1:36.308	26.948	41.771	27.589	225.0	1:36.308	1	4:30.806	3:22.243	41.613	26.950	174.7	4:30.806
2	2:16.452	30.228	1:02.622	43.602	123.8	3:52.760	2	1:37.775	22.902	39.797	35.076	221.7	6:08.581
3	2:13.461	34.103	52.505	46.853	145.9	6:06.221	3	1:29.519	22.768	39.876	26.875	228.3	7:38.100
4	1:29.013	22.419	39.758	26.836	231.2	7:35.234	4	1:28.975	22.526	39.746	26.703	227.8	9:07.075
5	1:28.090	22.101	39.446	26.543	231.2	9:03.324	5	1:28.988	22.888	39.752	26.348	225.4	10:36.063
6	1:28.309	22.316	39.546	26.447	230.7	10:31.633	6	1:29.009	22.498	39.627	26.884	224.0	12:05.072
7	1:28.088	22.174	39.381	26.533	231.7	11:59.721	7	1:28.809	22.820	39.613	26.376	222.6	13:33.881
8	1:28.202	22.218	39.487	26.497	230.7	13:27.923	8	1:28.507	22.486	39.724	26.297	225.0	15:02.388
9	1:28.130	22.121	39.539	26.470	231.2	14:56.053	9	1:41.893 P	22.654	39.578	39.661	224.5	16:44.281

40 Konsta Lappalainen F3 Tatuus 318 A.R.						
Kic Motorsport						
Lap D	Time	Sector 1	Sector 2	Sector 3	T. Spd	Elapsed
1	1:46.890 P	26.709	41.050	39.131	227.3	1:46.890





**Red Bull Ring**  
**Formula Regional European Championship**  
**Race - 1**  
**Lap Analysis**



**41** Emidio Pesce F3 Tatuus 318 A.R.  
 R DR Formula RP Motorsport

Lap	D	Time	Sector 1	Sector 2	Sector 3	T. Spd	Elapsed
1		1:36.571	27.738	41.123	27.710	230.2	1:36.571
2		2:16.671	31.208	1:02.132	43.331	117.1	3:53.242
3		2:14.038	34.235	52.458	47.345	144.9	6:07.280
4		1:28.783	22.448	39.877	26.458	229.2	7:36.063
5		1:29.005	22.414	39.648	26.943	227.8	9:05.068
6		1:28.185	22.322	39.512	26.351	229.2	10:33.253
7		1:28.206	22.459	39.365	26.382	228.3	12:01.459
8		1:28.243	22.365	39.499	26.379	227.8	13:29.702
9		1:28.307	22.460	39.447	26.400	227.8	14:58.009
10		1:28.297	22.391	39.493	26.413	227.8	16:26.306
11		<b>1:27.845</b>	22.282	<b>39.312</b>	26.251	227.8	17:54.151
12		1:27.989	22.232	39.331	26.426	227.8	19:22.140
13		1:28.055	22.361	39.453	<b>26.241</b>	227.3	20:50.195
14		1:28.440	22.430	39.741	26.269	228.3	22:18.635
15		1:28.216	22.275	39.530	26.411	228.3	23:46.851
16		1:28.411	<b>22.219</b>	39.642	26.550	228.3	25:15.262
17		1:28.507	22.353	39.485	26.669	228.8	26:43.769
18		1:28.919	22.356	39.995	26.568	229.2	28:12.688
19		1:28.185	22.267	39.364	26.554	227.8	29:40.873
20		1:28.768	22.321	39.828	26.619	227.8	31:09.641
21		1:28.694	22.308	39.861	26.525	227.3	32:38.335

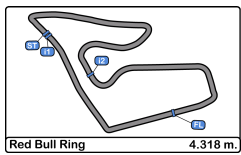
**55** Jamie Laura Chadwick F3 Tatuus 318 A.R.  
 R Prema Powerteam

Lap	D	Time	Sector 1	Sector 2	Sector 3	T. Spd	Elapsed
1			<b>26.840</b>	<b>41.544</b>		230.7	

**99** Andrea Cola F3 Tatuus 318 A.R.  
 R Monolite Racing

Lap	D	Time	Sector 1	Sector 2	Sector 3	T. Spd	Elapsed
1		1:37.166	27.650	41.696	27.820	230.7	1:37.166
2		2:16.758	31.331	1:02.256	43.171	131.3	3:53.924
3		2:14.494	34.541	51.987	47.966	127.6	6:08.418
4		1:29.289	22.702	39.824	26.763	226.8	7:37.707
5		1:28.989	22.427	39.829	26.733	226.4	9:06.696
6		1:28.509	22.487	39.500	26.522	226.4	10:35.205
7		1:28.315	22.426	39.299	26.590	226.8	12:03.520
8		1:29.075	22.515	39.946	26.614	226.4	13:32.595
9		1:28.632	22.406	39.620	26.606	226.4	15:01.227
10		1:28.222	22.401	39.360	26.461	225.9	16:29.449
11		1:28.023	22.366	39.192	26.465	225.0	17:57.472
12		1:28.410	22.389	39.373	26.648	225.9	19:25.882
13		1:28.328	22.708	<b>39.160</b>	<b>26.460</b>	224.5	20:54.210
14		<b>1:27.922</b>	22.263	39.193	26.466	226.4	22:22.132
15		1:28.406	22.353	39.534	26.519	225.4	23:50.538
16		1:28.239	22.273	39.397	26.569	226.4	25:18.777
17		1:28.110	22.263	39.382	26.465	227.8	26:46.887
18		1:28.257	<b>22.236</b>	39.487	26.534	226.8	28:15.144
19		1:28.127	22.261	39.383	26.483	226.4	29:43.271
20		1:28.128	22.283	39.194	26.651	226.4	31:11.399
21		1:28.461	22.374	39.596	26.491	226.4	32:39.860





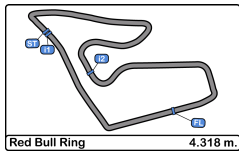
**Red Bull Ring**  
**Formula Regional European Championship**  
**Race - 1**  
**Analysis by Lap**



Num	Lap Time	Gap	Num	Lap Time	Gap	Num	Lap Time	Gap	Num	Lap Time	Gap	Num	Lap Time	Gap
<b>Lap 1</b>			5	1:27.996	02.575	41	1:28.206	10.269	<b>Lap 11</b>			11	1:28.416	18.080
10	1:30.259		3	1:28.164	03.155	99	1:28.315	12.330	10	1:26.825		41	1:28.440	19.315
14	1:31.569	01.310	2	1:28.886	04.329	33	1:29.009	1 Lap	14	1:27.080	01.711	99	1:27.922	22.812
6	1:32.163	01.904	11	1:29.013	05.137	<b>Num Lap Time Gap</b>			6	1:26.872	04.654	<b>Num Lap Time Gap</b>		
5	1:32.751	02.492	41	1:28.783	05.966	<b>Lap 8</b>			5	1:27.025	06.060	<b>Lap 15</b>		
3	1:34.074	03.815	99	1:29.289	07.610	10	1:26.979		3	1:27.376	07.231	10	1:26.956	
2	1:35.456	05.197	33	1:29.519	1 Lap	14	1:27.178	01.487	2	1:28.332	13.197	14	1:27.054	02.972
11	1:36.308	06.049	<b>Num Lap Time Gap</b>			6	1:27.719	04.330	11	1:28.439	13.847	6	1:27.377	06.572
41	1:36.571	06.312	<b>Lap 5</b>			5	1:27.916	05.027	41	1:27.845	15.141	5	1:27.253	07.502
99	1:37.166	06.907	10	1:27.045		3	1:27.956	05.649	99	1:28.023	18.462	3	1:27.377	08.658
40	1:46.890	16.631	14	1:27.216	01.085	2	1:28.281	09.046	<b>Num Lap Time Gap</b>			2	1:28.031	18.159
<b>Num Lap Time Gap</b>			6	1:28.020	02.581	11	1:28.202	09.754	<b>Lap 12</b>			11	1:28.025	19.149
<b>Lap 2</b>			5	1:27.812	03.342	41	1:28.243	11.533	10	1:26.767		41	1:28.216	20.575
10	2:17.478		3	1:27.856	03.966	99	1:29.075	14.426	14	1:26.997	01.941	99	1:28.406	24.262
14	2:16.601	00.433	2	1:28.305	05.589	33	1:28.809	1 Lap	6	1:27.149	05.036	<b>Num Lap Time Gap</b>		
6	2:16.828	01.254	11	1:28.090	06.182	<b>Num Lap Time Gap</b>			5	1:27.084	06.377	<b>Lap 16</b>		
5	2:17.054	02.068	41	1:29.005	07.926	<b>Lap 9</b>			3	1:27.139	07.603	10	1:27.135	
3	2:16.866	03.203	99	1:28.989	09.554	10	1:27.000		2	1:27.895	14.325	14	1:27.053	02.890
2	2:16.269	03.988	33	1:28.975	1 Lap	14	1:26.927	01.414	11	1:28.060	15.140	6	1:27.261	06.698
11	2:16.452	05.023	<b>Num Lap Time Gap</b>			6	1:27.276	04.606	41	1:27.989	16.363	5	1:27.418	07.785
41	2:16.671	05.505	<b>Lap 6</b>			5	1:27.413	05.440	99	1:28.410	20.105	3	1:27.781	09.304
99	2:16.758	06.187	10	1:27.232		3	1:27.738	06.387	<b>Num Lap Time Gap</b>			2	1:28.219	19.243
33	4:30.806	1 Lap	14	1:27.140	00.993	2	1:28.252	10.298	<b>Lap 13</b>			11	1:28.143	20.157
<b>Num Lap Time Gap</b>			6	1:27.511	02.860	11	1:28.130	10.884	10	1:26.715		41	1:28.411	21.851
<b>Lap 3</b>			5	1:27.457	03.567	41	1:28.307	12.840	14	1:27.265	02.491	99	1:28.239	25.366
10	2:15.131		3	1:27.396	04.130	99	1:28.632	16.058	6	1:27.238	05.559	<b>Num Lap Time Gap</b>		
14	2:15.240	00.542	2	1:28.184	06.541	33	1:28.507	1 Lap	5	1:27.149	06.811	<b>Lap 17</b>		
6	2:14.843	00.966	11	1:28.309	07.259	<b>Num Lap Time Gap</b>			3	1:26.994	07.882	10	1:26.659	
5	2:14.871	01.808	41	1:28.185	08.879	<b>Lap 10</b>			2	1:28.237	15.847	14	1:27.155	03.386
3	2:14.148	02.220	99	1:28.509	10.831	10	1:27.016		11	1:28.067	16.492	6	1:27.269	07.308
2	2:13.815	02.672	33	1:28.988	1 Lap	14	1:27.058	01.456	41	1:28.055	17.703	5	1:27.277	08.403
11	2:13.461	03.353	<b>Num Lap Time Gap</b>			6	1:27.017	04.607	99	1:28.328	21.718	3	1:27.486	10.131
41	2:14.038	04.412	<b>Lap 7</b>			5	1:27.436	05.860	<b>Num Lap Time Gap</b>			2	1:27.958	20.542
99	2:14.494	05.550	10	1:26.816		3	1:27.309	06.680	<b>Lap 14</b>			11	1:28.068	21.566
33	1:37.775	1 Lap	14	1:27.111	01.288	2	1:28.408	11.690	10	1:26.828		41	1:28.507	23.699
<b>Num Lap Time Gap</b>			6	1:27.546	03.590	11	1:28.365	12.233	14	1:27.211	02.874	99	1:28.110	26.817
<b>Lap 4</b>			5	1:27.339	04.090	41	1:28.297	14.121	6	1:27.420	06.151	<b>Num Lap Time Gap</b>		
10	1:27.229		3	1:27.358	04.672	99	1:28.222	17.264	5	1:27.222	07.205	<b>Lap 18</b>		
14	1:27.601	00.914	2	1:28.019	07.744	33	1:41.893	1 Lap	3	1:27.183	08.237	10	1:26.817	
6	1:27.869	01.606	11	1:28.088	08.531				2	1:28.065	17.084	14	1:27.150	03.719







**Red Bull Ring**  
**Formula Regional European Championship**  
**Race - 1**  
**Analysis by Lap**



Num	Lap Time	Gap
6	1:27.262	07.753
5	1:27.182	08.768
3	1:27.375	10.689
2	1:28.379	22.104
11	1:28.115	22.864
41	1:28.919	25.801
99	1:28.257	28.257

Num	Lap Time	Gap
-----	----------	-----

**Lap 19**

10	1:26.897	
14	1:27.084	03.906
6	1:27.746	08.602
5	1:27.257	09.128
3	1:27.274	11.066
2	1:28.160	23.367
11	1:28.172	24.139
41	1:28.185	27.089
99	1:28.127	29.487

Num	Lap Time	Gap
-----	----------	-----

**Lap 20**

10	1:27.361	
14	1:27.060	03.605
6	1:27.287	08.528
5	1:27.495	09.262
3	1:27.211	10.916
2	1:28.196	24.202
11	1:28.498	25.276
41	1:28.768	28.496
99	1:28.128	30.254

Num	Lap Time	Gap
-----	----------	-----

**Lap 21**

10	1:27.597	
14	1:27.128	03.136
6	1:27.308	08.239
5	1:27.389	09.054
3	1:27.229	10.548
2	1:28.210	24.815
11	1:28.057	25.736
41	1:28.694	29.593
99	1:28.461	31.118



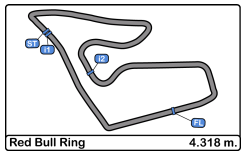


**Red Bull Ring**  
**Formula Regional European Championship**  
**Race - 1**  
**Best Sectors Results**



Sector - 1			Sector - 2			Sector - 3			Ideal Lap vs Best Lap						
Clas	Nº	Driver	Time	Nº	Driver	Time	Nº	Driver	Time	Clas	Nº	Driver	Ideal Lap	Best Lap	Clas
1	3	Pierre-Louis Chovet	22.014	10	Gianluca Petecof	38.710	10	Gianluca Petecof	25.822	1	10	Gianluca Petecof	1:26.579	1:26.659	1
2	11	Alessandro Famularo	22.046	3	Pierre-Louis Chovet	38.771	6	Oliver Rasmussen	25.890	2	6	Oliver Rasmussen	1:26.762	1:26.872	2
3	10	Gianluca Petecof	22.047	6	Oliver Rasmussen	38.779	14	Arthur Leclerc	25.915	3	3	Pierre-Louis Chovet	1:26.862	1:26.994	4
4	6	Oliver Rasmussen	22.093	5	Patrick Pasma	38.829	5	Patrick Pasma	25.956	4	14	Arthur Leclerc	1:26.872	1:26.927	3
5	5	Patrick Pasma	22.105	14	Arthur Leclerc	38.836	3	Pierre-Louis Chovet	26.077	5	5	Patrick Pasma	1:26.890	1:27.025	5
6	14	Arthur Leclerc	22.121	99	Andrea Cola	39.160	41	Emidio Pesce	26.241	6	11	Alessandro Famularo	1:27.668	1:28.025	9
7	41	Emidio Pesce	22.219	11	Alessandro Famularo	39.235	2	Nico Göhler	26.258	7	41	Emidio Pesce	1:27.772	1:27.845	6
8	99	Andrea Cola	22.236	2	Nico Göhler	39.311	33	Henrion Gillian	26.297	8	2	Nico Göhler	1:27.834	1:27.895	7
9	2	Nico Göhler	22.265	41	Emidio Pesce	39.312	11	Alessandro Famularo	26.387	9	99	Andrea Cola	1:27.856	1:27.922	8
10	33	Henrion Gillian	22.486	33	Henrion Gillian	39.578	99	Andrea Cola	26.460	10	33	Henrion Gillian	1:28.361	1:28.507	10
11	40	Konsta Lappalainen	26.709	40	Konsta Lappalainen	41.050	40	Konsta Lappalainen	39.131	11	40	Konsta Lappalainen	1:46.890	1:46.890	11
12	55	Jamie Laura Chadwi	26.840	55	Jamie Laura Chadwi	41.544	55	Jamie Laura Chadwi	Transpo	12	55	Jamie Laura Chadwi	Transpo	Transpo	12





**Red Bull Ring**  
**Formula Regional European Championship**  
**Race - 1**  
**Leader Sequence**



<b>Nº</b>	<b>Driver</b>	<b>Nat</b>	<b>Competitor</b>	<b>Nat</b>	<b>Rookie</b>	<b>Start Lap</b>	<b>End Lap</b>	<b>Laps</b>	<b>Total Laps</b>
10	Gianluca Petecof	BRA	Prema Powerteam	ITA	R	1	21	21	21



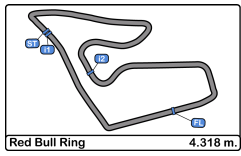


**Red Bull Ring**  
**Formula Regional European Championship**  
**Race - 1**  
**Best 5 Lap Times**



Cls	Nº	Driver	Nat	Competitor	Nat	Rookie	Cls	Best 1		Best 2		Best 3		Best 4		Best 5	
								Time	Lap	Time	Lap	Time	Lap	Time	Lap	Time	Lap
1	10	Gianluca Petecof	BRA	Prema Powerteam	ITA	R	1	1:26.659	17	1:26.715	13	1:26.767	12	1:26.816	7	1:26.817	18
2	6	Oliver Rasmussen	DNK	Prema Powerteam	ITA	R	2	1:26.872	11	1:27.017	10	1:27.149	12	1:27.238	13	1:27.261	16
3	14	Arthur Leclerc	MC	Prema Powerteam	ITA	R	3	1:26.927	9	1:26.997	12	1:27.053	16	1:27.054	15	1:27.058	10
4	3	Pierre-Louis Chovet	FRA	Van Amersfoort Racing	NLD	R	4	1:26.994	13	1:27.139	12	1:27.183	14	1:27.211	20	1:27.229	21
5	5	Patrick Pasma	FIN	Kic Motorsport	FIN			1:27.025	11	1:27.084	12	1:27.149	13	1:27.182	18	1:27.222	14
6	41	Emidio Pesce	ITA	DR Formula RP Motorsport	PRT	R	5	1:27.845	11	1:27.989	12	1:28.055	13	1:28.185	6	1:28.185	19
7	2	Nico Göhler	DEU	Kic Motorsport	FIN			1:27.895	12	1:27.958	17	1:28.019	7	1:28.031	15	1:28.065	14
8	99	Andrea Cola	ITA	Monolite Racing	ITA	R	6	1:27.922	14	1:28.023	11	1:28.110	17	1:28.127	19	1:28.128	20
9	11	Alessandro Famularo	VEN	Van Amersfoort Racing	NLD	R	7	1:28.025	15	1:28.057	21	1:28.060	12	1:28.067	13	1:28.068	17
10	33	Henrion Gillian	FRA	Gillian Track Events GTE	FRA	R	8	1:28.507	8	1:28.809	7	1:28.975	4	1:28.988	5	1:29.009	6
11	40	Konsta Lappalainen	FIN	Kic Motorsport	FIN			1:46.890	1								
12	55	Jamie Laura Chadwick	GBR	Prema Powerteam	ITA												



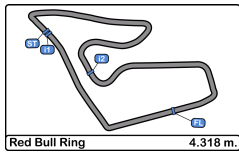


**Red Bull Ring**  
**Formula Regional European Championship**  
**Race - 1**  
**Best 5 Top Speeds**



Cls	Nº	Driver	Nat	Competitor	Nat	Rookie	Cls	Top 1		Top 2		Top 3		Top 4		Top 5		Avg
								Km/h	Lap	Km/h	Lap	Km/h	Lap	Km/h	Lap	Km/h	Lap	
1	2	Nico Göhler	DEU	Kic Motorsport	FIN			<b>232.7</b>	1	228.8	4	227.8	6	227.8	7	227.3	5	228.9
2	3	Pierre-Louis Chovet	FRA	Van Amersfoort Racing	NLD	R	1	<b>232.7</b>	4	232.2	5	232.2	6	232.2	7	231.2	8	232.1
3	11	Alessandro Famularo	VEN	Van Amersfoort Racing	NLD	R	2	<b>232.7</b>	11	231.7	7	231.7	12	231.2	4	231.2	5	231.7
4	6	Oliver Rasmussen	DNK	Prema Powerteam	ITA	R	3	<b>231.2</b>	4	228.3	1	228.3	5	228.3	7	227.8	6	228.8
5	55	Jamie Laura Chadwick	GBR	Prema Powerteam	ITA			<b>230.7</b>	1									230.7
6	99	Andrea Cola	ITA	Monolite Racing	ITA	R	4	<b>230.7</b>	1	227.8	17	226.8	4	226.8	7	226.8	18	227.8
7	41	Emidio Pesce	ITA	DR Formula RP Motorsport	PRT	R	5	<b>230.2</b>	1	229.2	4	229.2	6	229.2	18	228.8	17	229.3
8	5	Patrick Pasma	FIN	Kic Motorsport	FIN			<b>229.7</b>	1	229.7	8	229.2	7	228.8	6	228.8	9	229.3
9	10	Gianluca Petecof	BRA	Prema Powerteam	ITA	R	6	<b>229.7</b>	17	228.8	8	228.8	16	228.8	19	228.3	4	228.9
10	14	Arthur Leclerc	MC	Prema Powerteam	ITA	R	7	<b>228.8</b>	11	228.3	4	228.3	6	228.3	7	227.8	5	228.3
11	33	Henrion Gillian	FRA	Gillian Track Events GTE	FRA	R	8	<b>228.3</b>	3	227.8	4	225.4	5	225.0	8	224.5	9	226.2
12	40	Konsta Lappalainen	FIN	Kic Motorsport	FIN			<b>227.3</b>	1									227.3



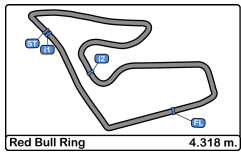


**Red Bull Ring**  
**Formula Regional European Championship**  
**Race - 1**  
**Fastest Laps Sequence**



Lap	Time of Day	Session Time	Nº	Driver	Nat	Competitor	Nat	Rookie	Time	Km/h
4	13:36:08.835	7:29.835	10	Gianluca Petecof	BRA	Prema Powerteam	ITA	R	<b>1:27.229</b>	178.2
5	13:37:35.880	8:56.880	10	Gianluca Petecof	BRA	Prema Powerteam	ITA	R	<b>1:27.045</b>	178.5
7	13:40:29.927	11:50.927	10	Gianluca Petecof	BRA	Prema Powerteam	ITA	R	<b>1:26.816</b>	179.0
12	13:47:44.514	19:05.514	10	Gianluca Petecof	BRA	Prema Powerteam	ITA	R	<b>1:26.767</b>	179.1
13	13:49:11.229	20:32.229	10	Gianluca Petecof	BRA	Prema Powerteam	ITA	R	<b>1:26.715</b>	179.2
17	13:54:58.807	26:19.807	10	Gianluca Petecof	BRA	Prema Powerteam	ITA	R	<b>1:26.659</b>	179.3

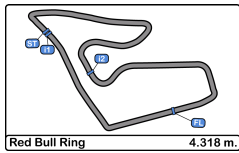




**Red Bull Ring**  
**Formula Regional European Championship**  
**Race - 1**  
**Event Best Maximum Speed**



<b>Nº</b>	<b>Driver</b>	<b>Nat</b>	<b>Competitor</b>	<b>Nat</b>	<b>Rookie</b>	<b>Km/h</b>	<b>Session</b>
10	Gianluca Petecof	BRA	Prema Powerteam	ITA	R	232.7	Qualifying - 1
3	Pierre-Louis Chovet	FRA	Van Amersfoort Racing	NLD	R	232.7	Qualifying - 2
2	Nico Göhler	DEU	Kic Motorsport	FIN		232.7	Race - 1
11	Alessandro Famularo	VEN	Van Amersfoort Racing	NLD	R	232.7	Race - 1
14	Arthur Leclerc	MCO	Prema Powerteam	ITA	R	232.2	Qualifying - 1
5	Patrick Pasma	FIN	Kic Motorsport	FIN		231.2	Qualifying - 2
6	Oliver Rasmussen	DNK	Prema Powerteam	ITA	R	231.2	Race - 1
41	Emidio Pesce	ITA	DR Formula RP Motorsport	PRT	R	230.7	Free Practice - 2
40	Konsta Lappalainen	FIN	Kic Motorsport	FIN		230.7	Qualifying - 1
55	Jamie Laura Chadwick	GBR	Prema Powerteam	ITA		230.7	Race - 1
99	Andrea Cola	ITA	Monolite Racing	ITA	R	230.7	Race - 1
33	Henrion Gillian	FRA	Gillian Track Events GTE	FRA	R	228.3	Race - 1



**Red Bull Ring**  
**Formula Regional European Championship**  
**Race - 1**  
**Lap Chart**



**LAP**

Nr	Pos	Grid	1	2	3	4	5	6	7	8	9	10	11	12	13	14	15	16	17	18	19	20	21
10	1	10	10	10	10	10	10	10	10	10	10	10	10	10	10	10	10	10	10	10	10	10	10
14	2	14	14	14	14	14	14	14	14	14	14	14	14	14	14	14	14	14	14	14	14	14	14
6	3	6	6	6	6	6	6	6	6	6	6	6	6	6	6	6	6	6	6	6	6	6	6
5	4	5	5	5	5	5	5	5	5	5	5	5	5	5	5	5	5	5	5	5	5	5	5
3	5	3	3	3	3	3	3	3	3	3	3	3	3	3	3	3	3	3	3	3	3	3	3
55	6	55	2	2	2	2	2	2	2	2	2	2	2	2	2	2	2	2	2	2	2	2	2
40	7	40	11	11	11	11	11	11	11	11	11	11	11	11	11	11	11	11	11	11	11	11	11
11	8	11	41	41	41	41	41	41	41	41	41	41	41	41	41	41	41	41	41	41	41	41	41
2	9	2	99	99	99	99	99	99	99	99	99	99	99	99	99	99	99	99	99	99	99	99	99
41	10	41	40	33	33	33	33	33	33	33	33	33	33	33	33	33	33	33	33	33	33	33	33
99	11	99	33	33	33	33	33	33	33	33	33	33	33	33	33	33	33	33	33	33	33	33	33
33	12	33	33	33	33	33	33	33	33	33	33	33	33	33	33	33	33	33	33	33	33	33	33



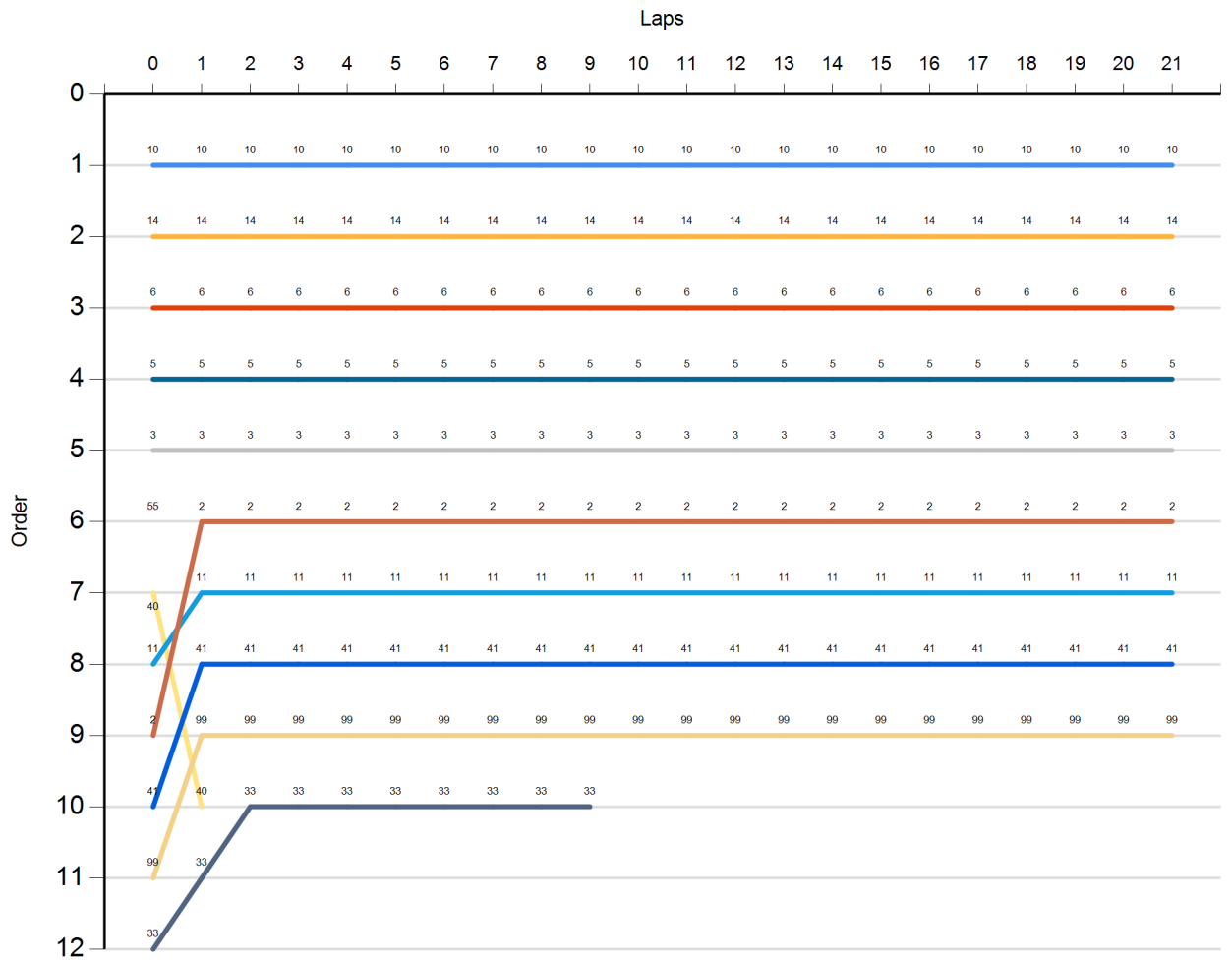


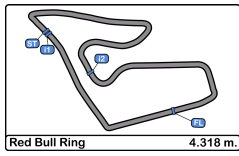


**Red Bull Ring**  
**Formula Regional European Championship**  
**Race - 1**  
**Graphic Lap Chart**



- 10
- 14
- 6
- 5
- 3
- 55
- 40
- 11
- 41
- 99
- 33



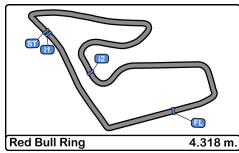


**Red Bull Ring**  
**Formula Regional European Championship**  
**Race - 1**  
**Pit Stop Analysis**



N°	In Day	Time	Driver	Nat	Competitor	Nat	In Time	Stop N°	Pit Time	Handicap	Penalty
----	--------	------	--------	-----	------------	-----	---------	---------	----------	----------	---------

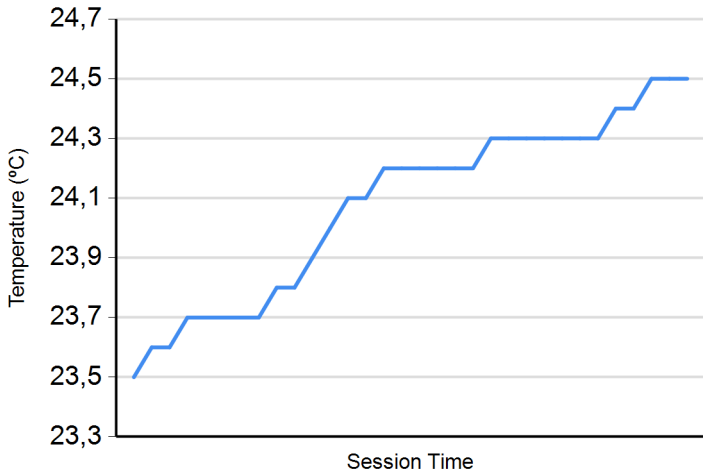




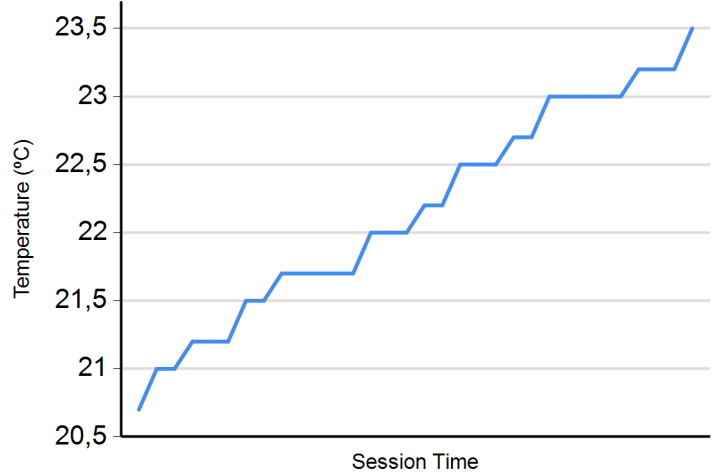
**Red Bull Ring**  
**Formula Regional European Championship**  
**Race - 1**  
**Weather Report**



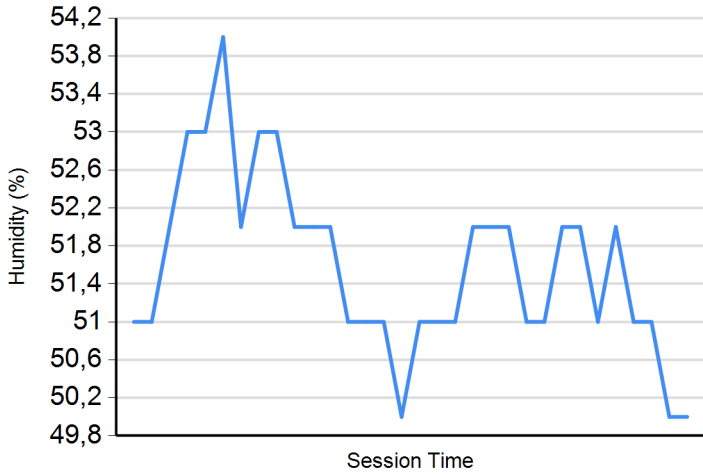
**Air Temperature**



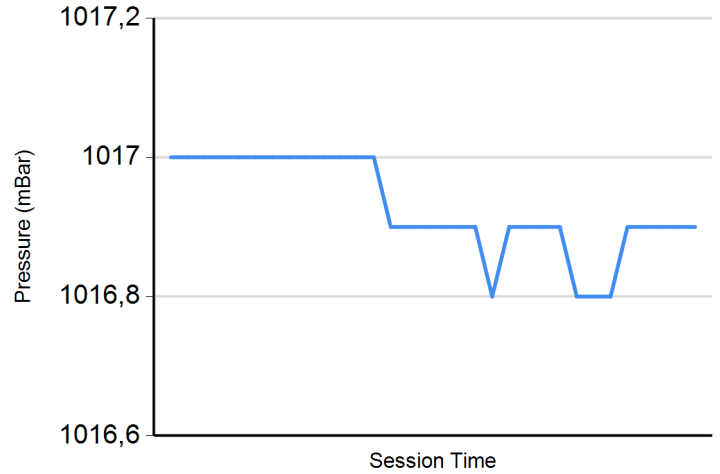
**Track Temperature**



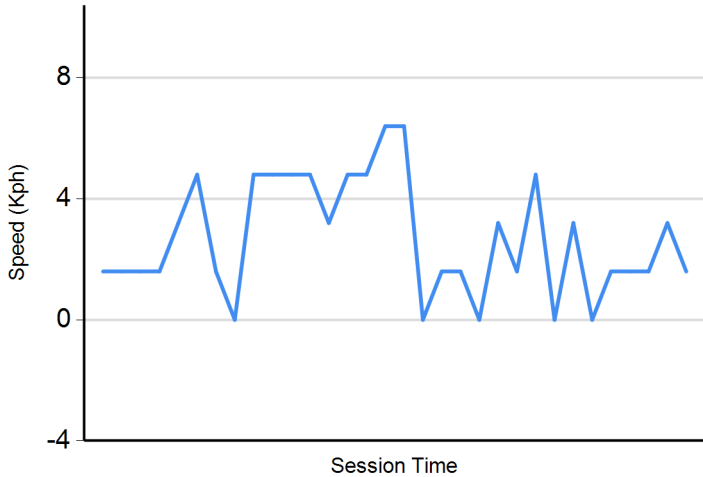
**Humidity**



**Pressure**



**Wind Speed**



**Wind direction**

North = 0°/360° Est = 90° South = 180° West = 270°

