



**Red Bull Ring**  
**Formula Regional European Championship**  
**Race - 2**  
**Provisional Results**



Cls	N°	Driver	Nat	Competitor	Nat	Rookie	Cls	Laps	Total Time	Gap	Interval	Km/h	Best	Time	Km/h
1	6	Oliver Rasmussen	DNK	Prema Powerteam	ITA	R	1	22	<b>31:59.168</b>			178.1	14	1:26.754	179.1
2	10	Gianluca Petecof	BRA	Prema Powerteam	ITA	R	2	22	<b>31:59.908</b>	0.740	0.740	178.1	17	1:26.613	179.4
3	14	Arthur Leclerc	MC	Prema Powerteam	ITA	R	3	22	<b>32:01.019</b>	1.851	1.111	178.0	14	1:26.669	179.3
4	3	Pierre-Louis Chovet	FRA	Van Amersfoort Racing	NLD	R	4	22	<b>32:03.343</b>	4.175	2.324	177.8	13	1:26.922	178.8
5	5	Patrick Pasma	FIN	Kic Motorsport	FIN			22	<b>32:05.114</b>	5.946	1.771	177.6	12	1:26.833	179.0
6	11	Alessandro Famularo	VEN	Van Amersfoort Racing	NLD	R	5	22	<b>32:18.715</b>	19.547	13.601	176.3	9	1:27.196	178.2
7	40	Konsta Lappalainen	FIN	Kic Motorsport	FIN			22	<b>32:20.034</b>	20.866	1.319	176.2	11	1:27.518	177.6
8	41	Emidio Pesce	ITA	DR Formula RP Motorsport	PRT	R	6	22	<b>32:29.422</b>	30.254	9.388	175.4	9	1:27.947	176.7
9	2	Nico Göhler	DEU	Kic Motorsport	FIN			22	<b>32:30.937</b>	31.769	1.515	175.2	9	1:27.901	176.8
10	55	Jamie Laura Chadwick	GBR	Prema Powerteam	ITA			22	<b>32:31.644</b>	32.476	0.707	175.2	16	1:27.674	177.3
11	99	Andrea Cola	ITA	Monolite Racing	ITA	R	7	22	<b>32:57.635</b>	58.467	25.991	172.9	9	1:28.513	175.6
<b>Not classified: (Requirements: 70% of number laps of leader = 16 Laps)</b>															
	33	Henrion Gillian	FRA	Gillian Track Events GTE	FRA	R	8	4	<b>28:05.351</b>	18 Laps	18 Laps	36.8	4	1:41.186	153.6

**Fastest lap Gianluca Petecof in 1:26.613 at 179.5 Km/h in lap 17**

Published at:.....

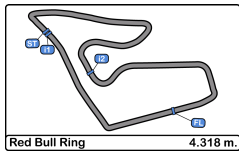
Track Temp: **18.5 °C** Air Temp: **21.4 °C** Humidity: **69 %** Track Status: **DRY**

**Stewards:**

**Race Director:**

**Timekeeper:**





**Red Bull Ring**  
**Formula Regional European Championship**  
**Race - 2**  
**Provisional Results by Class**




Cl	N°	Driver	Nat	Competitor	Nat	Rookie	Cls	Laps	Total Time	Gap	Interval	Km/h	Best	Time	Km/h
1	5	Patrick Pasma	FIN	Kic Motorsport				22	<b>32:05.114</b>			177.6	12	1:26.833	179.0
2	40	Konsta Lappalainen	FIN	Kic Motorsport				22	<b>32:20.034</b>	20.866	14.920	176.2	11	1:27.518	177.6
3	2	Nico Göhler	DEU	Kic Motorsport				22	<b>32:30.937</b>	31.769	10.903	175.2	9	1:27.901	176.8
4	55	Jamie Laura	GBR	Prema Powerteam				22	<b>32:31.644</b>	32.476	0.707	175.2	16	1:27.674	177.3
<b>Rookie</b>															
1	6	Oliver Rasmussen	DNK	Prema Powerteam		R	1	22	<b>31:59.168</b>			178.1	14	1:26.754	179.1
2	10	Gianluca Petecof	BRA	Prema Powerteam		R	2	22	<b>31:59.908</b>	0.740	0.740	178.1	17	1:26.613	179.4
3	14	Arthur Leclerc	MC	Prema Powerteam		R	3	22	<b>32:01.019</b>	1.851	1.111	178.0	14	1:26.669	179.3
4	3	Pierre-Louis Chovet	FRA	Van Amersfoort Racing		R	4	22	<b>32:03.343</b>	4.175	2.324	177.8	13	1:26.922	178.8
5	11	Alessandro Famularo	VEN	Van Amersfoort Racing		R	5	22	<b>32:18.715</b>	19.547	15.372	176.3	9	1:27.196	178.2
6	41	Emidio Pesce	ITA	DR Formula RP Motorsport		R	6	22	<b>32:29.422</b>	30.254	10.707	175.4	9	1:27.947	176.7
7	99	Andrea Cola	ITA	Monolite Racing		R	7	22	<b>32:57.635</b>	58.467	28.213	172.9	9	1:28.513	175.6
<b>Not classified: (Requirements: 70% of number laps of leader = 16 Laps)</b>															
33		Henrion Gillian	FRA	Gillian Track Events GTE		R	8	4	<b>28:05.351</b>	18 Laps	18 Laps	36.8	4	1:41.186	153.6

**Fastest lap Gianluca Petecof in 1:26.613 at 179.5 Km/h in lap 17**

Published at:.....

Track Temp: **18.5 °C** Air Temp: **21.4 °C** Humidity: **69 %** Track Status: **DRY**

<b>Stewards:</b>	<b>Race Director:</b>	<b>Timekeeper:</b> 
------------------	-----------------------	---





**Red Bull Ring**  
**Formula Regional European Championship**  
**Race - 2**



**Provisional Classification by Driver Fastest Lap**

Cls	Nº	Driver	Nat	Competitor	Nat	Rookie	Cls	Laps	Best	Time	Gap	Interval	Km/h
1	10	Gianluca Petecof	BRA	Prema Powerteam	ITA	R	1	22	17	1:26.613			179.4
2	14	Arthur Leclerc	MCO	Prema Powerteam	ITA	R	2	22	14	1:26.669	0.056	0.056	179.3
3	6	Oliver Rasmussen	DNK	Prema Powerteam	ITA	R	3	22	14	1:26.754	0.141	0.085	179.1
4	5	Patrick Pasma	FIN	Kic Motorsport	FIN			22	12	1:26.833	0.220	0.079	179.0
5	3	Pierre-Louis Chovet	FRA	Van Amersfoort Racing	NLD	R	4	22	13	1:26.922	0.309	0.089	178.8
6	11	Alessandro Famularo	VEN	Van Amersfoort Racing	NLD	R	5	22	9	1:27.196	0.583	0.274	178.2
7	40	Konsta Lappalainen	FIN	Kic Motorsport	FIN			22	11	1:27.518	0.905	0.322	177.6
8	55	Jamie Laura Chadwick	GBR	Prema Powerteam	ITA			22	16	1:27.674	1.061	0.156	177.3
9	2	Nico Göhler	DEU	Kic Motorsport	FIN			22	9	1:27.901	1.288	0.227	176.8
10	41	Emidio Pesce	ITA	DR Formula RP Motorsport	PRT	R	6	22	9	1:27.947	1.334	0.046	176.7
11	99	Andrea Cola	ITA	Monolite Racing	ITA	R	7	22	9	1:28.513	1.900	0.566	175.6
12	33	Henrion Gillian	FRA	Gillian Track Events GTE	FRA	R	8	4	4	1:41.186	14.573	12.673	153.6





**Red Bull Ring**  
**Formula Regional European Championship**  
**Race - 2**  
**Distance and Speed Average**



Cls	Nº	Driver	Nat	Competitor	Nat	Rookie	Cls	Laps	Distance	Total Time	Km/h
1	6	Oliver Rasmussen	DNK	Prema Powerteam	ITA	R	1	22	94.99	31:59.168	178.1
2	10	Gianluca Petecof	BRA	Prema Powerteam	ITA	R	2	22	94.99	31:59.908	178.1
3	14	Arthur Leclerc	MCO	Prema Powerteam	ITA	R	3	22	94.99	32:01.019	178.0
4	3	Pierre-Louis Chovet	FRA	Van Amersfoort Racing	NLD	R	4	22	94.99	32:03.343	177.8
5	5	Patrick Pasma	FIN	Kic Motorsport	FIN			22	94.99	32:05.114	177.6
6	11	Alessandro Famularo	VEN	Van Amersfoort Racing	NLD	R	5	22	94.99	32:18.715	176.3
7	40	Konsta Lappalainen	FIN	Kic Motorsport	FIN			22	94.99	32:20.034	176.2
8	41	Emidio Pesce	ITA	DR Formula RP Motorsport	PRT	R	6	22	94.99	32:29.422	175.4
9	2	Nico Göhler	DEU	Kic Motorsport	FIN			22	94.99	32:30.937	175.2
10	55	Jamie Laura Chadwick	GBR	Prema Powerteam	ITA			22	94.99	32:31.644	175.2
11	99	Andrea Cola	ITA	Monolite Racing	ITA	R	7	22	94.99	32:57.635	172.9
<b>Not classified: (Requirements: 70% of number laps of leader = 16 Laps)</b>											
	33	Henrion Gillian	FRA	Gillian Track Events GTE	FRA	R	8	4	17.27	28:05.351	36.8





**Red Bull Ring**  
**Formula Regional European Championship**  
**Race - 2**  
**Lap Analysis**



**2**

Nico Göhler

F3 Tatuus 318 A.R.

**5**

Patrick Pasma

F3 Tatuus 318 A.R.

Kic Motorsport

Kic Motorsport

Lap	D	Time	Sector 1	Sector 2	Sector 3	T. Spd	Elapsed	Lap	D	Time	Sector 1	Sector 2	Sector 3	T. Spd	Elapsed
1		1:34.668	26.817	40.627	27.224	226.8	1:34.668	1		1:33.299	25.877	40.397	27.025	233.2	1:33.299
2		1:28.793	22.238	39.923	26.632	231.7	3:03.461	2		1:27.949	22.268	39.318	26.363	229.2	3:01.248
3		1:29.336	22.292	40.023	27.021	227.8	4:32.797	3		1:27.468	22.203	39.002	26.263	228.8	4:28.716
4		1:28.116	22.160	39.261	26.695	230.2	6:00.913	4		1:27.553	22.065	39.128	26.360	230.7	5:56.269
5		1:28.408	22.258	39.448	26.702	230.2	7:29.321	5		1:27.429	22.085	39.064	26.280	230.7	7:23.698
6		1:28.693	22.204	39.746	26.743	231.7	8:58.014	6		1:27.543	22.155	39.249	26.139	229.2	8:51.241
7		1:28.360	22.226	39.577	26.557	230.7	10:26.374	7		1:27.334	22.076	38.942	26.316	230.2	10:18.575
8		1:27.941	22.204	39.280	26.457	229.7	11:54.315	8		1:27.056	22.109	38.899	26.048	229.2	11:45.631
9		1:27.901	22.268	39.312	26.321	229.7	13:22.216	9		1:27.206	22.070	39.052	26.084	229.2	13:12.837
10		1:28.131	22.137	39.558	26.436	230.7	14:50.347	10		1:27.866	22.616	39.138	26.112	227.3	14:40.703
11		1:28.765	22.469	39.741	26.555	229.2	16:19.112	11		1:26.852	22.083	38.830	25.939	229.2	16:07.555
12		1:28.249	22.252	39.714	26.283	229.2	17:47.361	12		1:26.833	22.070	38.751	26.012	228.8	17:34.388
13		1:27.957	22.384	39.335	26.238	227.8	19:15.318	13		1:27.032	22.075	38.986	25.971	229.2	19:01.420
14		1:28.114	22.199	39.487	26.428	229.7	20:43.432	14		1:26.899	22.084	38.799	26.016	228.8	20:28.319
15		1:27.996	22.338	39.231	26.427	229.2	22:11.428	15		1:27.344	22.199	39.011	26.134	228.8	21:55.663
16		1:28.165	22.288	39.367	26.510	228.8	23:39.593	16		1:27.101	22.144	38.900	26.057	228.3	23:22.764
17		1:28.225	22.320	39.434	26.471	228.3	25:07.818	17		1:26.965	22.101	38.941	25.923	228.8	24:49.729
18		1:28.250	22.371	39.430	26.449	228.3	26:36.068	18		1:27.074	22.074	38.994	26.006	228.8	26:16.803
19		1:28.748	22.500	39.622	26.626	227.3	28:04.816	19		1:27.095	22.171	38.901	26.023	228.3	27:43.898
20		1:28.506	22.384	39.465	26.657	228.3	29:33.322	20		1:27.037	22.096	38.908	26.033	229.2	29:10.935
21		1:28.819	22.392	39.814	26.613	227.8	31:02.141	21		1:27.268	22.086	38.993	26.189	228.8	30:38.203
22		1:28.796	22.425	39.825	26.546	227.8	32:30.937	22		1:26.911	22.128	38.818	25.965	229.2	32:05.114

**3**

Pierre-Louis Chovet

F3 Tatuus 318 A.R.

**6**

Oliver Rasmussen

F3 Tatuus 318 A.R.

R

Van Amersfoort Racing

R

Prema Powerteam

Lap	D	Time	Sector 1	Sector 2	Sector 3	T. Spd	Elapsed	Lap	D	Time	Sector 1	Sector 2	Sector 3	T. Spd	Elapsed
1		1:32.821	25.749	40.332	26.740	231.7	1:32.821	1		1:31.158	25.096	39.877	26.185	222.2	1:31.158
2		1:27.746	22.186	39.223	26.337	232.2	3:00.567	2		1:27.617	22.311	39.023	26.283	225.9	2:58.775
3		1:27.659	22.089	39.192	26.378	231.2	4:28.226	3		1:27.336	22.252	38.945	26.139	226.4	4:26.111
4		1:27.573	22.092	39.057	26.424	230.2	5:55.799	4		1:27.256	22.237	38.853	26.166	226.4	5:53.367
5		1:27.373	22.071	38.947	26.355	229.7	7:23.172	5		1:27.179	22.245	38.871	26.063	226.8	7:20.546
6		1:27.273	21.994	39.018	26.261	230.7	8:50.445	6		1:27.152	22.202	38.796	26.154	226.4	8:47.698
7		1:27.235	22.081	38.988	26.166	230.2	10:17.680	7		1:27.141	22.101	38.967	26.073	227.3	10:14.839
8		1:27.073	22.046	38.959	26.068	230.2	11:44.753	8		1:26.908	22.074	38.847	25.987	226.8	11:41.747
9		1:27.037	22.014	38.860	26.163	229.7	13:11.790	9		1:26.937	22.014	38.857	26.066	227.3	13:08.684
10		1:27.007	22.050	38.850	26.107	230.2	14:38.797	10		1:27.067	22.171	38.846	26.050	226.8	14:35.751
11		1:27.188	22.091	38.904	26.193	231.2	16:05.985	11		1:26.918	22.094	38.792	26.032	226.8	16:02.669
12		1:27.002	22.058	38.791	26.153	231.2	17:32.987	12		1:26.868	22.057	38.800	26.011	227.3	17:29.537
13		1:26.922	22.059	38.754	26.109	231.2	18:59.909	13		1:27.100	22.026	39.067	26.007	227.8	18:56.637
14		1:27.069	22.110	38.846	26.113	231.2	20:26.978	14		1:26.754	22.111	38.824	25.819	226.8	20:23.391
15		1:26.999	22.067	38.793	26.139	229.2	21:53.977	15		1:26.933	22.107	38.804	26.022	227.3	21:50.324
16		1:26.954	22.014	38.744	26.196	229.7	23:20.931	16		1:26.813	22.190	38.742	25.881	226.4	23:17.137
17		1:26.966	22.070	38.762	26.134	230.2	24:47.897	17		1:26.883	22.132	38.785	25.966	226.8	24:44.020
18		1:27.016	22.052	38.800	26.164	229.2	26:14.913	18		1:26.856	22.134	38.853	25.869	227.3	26:10.876
19		1:26.985	22.088	38.824	26.073	228.8	27:41.898	19		1:26.820	22.105	38.823	25.892	226.8	27:37.696
20		1:27.110	22.059	38.932	26.119	230.2	29:09.008	20		1:27.445	22.127	39.325	25.993	226.8	29:05.141
21		1:27.067	22.058	38.843	26.166	230.2	30:36.075	21		1:26.983	22.126	38.965	25.892	227.8	30:32.124
22		1:27.268	22.082	38.946	26.240	229.7	32:03.343	22		1:27.044	22.116	38.835	26.093	227.3	31:59.168





**Red Bull Ring**  
**Formula Regional European Championship**  
**Race - 2**  
**Lap Analysis**



**10**

Gianluca Petecof

F3 Tatuus 318 A.R.

**14**

Arthur Leclerc

F3 Tatuus 318 A.R.

R

Prema Powerteam

R

Prema Powerteam

Lap	D	Time	Sector 1	Sector 2	Sector 3	T. Spd	Elapsed	Lap	D	Time	Sector 1	Sector 2	Sector 3	T. Spd	Elapsed
1		1:31.745	25.099	40.232	26.414	223.6	1:31.745	1		1:32.211	25.709	40.036	26.466	224.5	1:32.211
2		1:27.694	22.199	39.271	26.224	229.7	2:59.439	2		1:27.598	22.284	39.158	26.156	228.8	2:59.809
3		1:27.262	22.166	38.989	26.107	230.2	4:26.701	3		1:27.454	22.338	39.036	26.080	229.2	4:27.263
4		1:27.188	22.119	38.853	26.216	229.7	5:53.889	4		1:27.289	22.157	39.101	26.031	229.2	5:54.552
5		1:27.060	22.034	38.936	26.090	231.2	7:20.949	5		1:27.287	22.153	39.037	26.097	229.2	7:21.839
6		1:27.270	22.030	39.146	26.094	231.2	8:48.219	6		1:27.050	22.117	38.853	26.080	228.8	8:48.889
7		1:27.279	22.037	39.250	25.992	230.7	10:15.498	7		1:27.302	22.065	39.195	26.042	229.7	10:16.191
8		1:26.917	21.994	38.829	26.094	230.7	11:42.415	8		1:26.979	22.092	38.942	25.945	229.2	11:43.170
9		1:26.825	22.035	38.889	25.901	230.2	13:09.240	9		1:27.055	22.065	38.873	26.117	229.7	13:10.225
10		1:26.959	21.990	38.989	25.980	231.7	14:36.199	10		1:26.912	22.121	38.822	25.969	228.8	14:37.137
11		1:26.937	21.906	39.001	26.030	232.7	16:03.136	11		1:27.130	22.134	38.847	26.149	228.3	16:04.267
12		1:26.980	21.996	38.931	26.053	231.2	17:30.116	12		1:26.947	22.070	38.903	25.974	229.2	17:31.214
13		1:26.974	21.991	38.893	26.090	231.7	18:57.090	13		1:26.934	22.084	38.992	25.858	229.2	18:58.148
14		1:27.054	21.953	39.156	25.945	232.7	20:24.144	14		1:26.669	22.023	38.687	25.959	229.7	20:24.817
15		1:26.948	22.025	38.921	26.002	230.2	21:51.092	15		1:26.989	22.134	38.879	25.976	229.7	21:51.806
16		1:26.831	21.968	39.004	25.859	231.2	23:17.923	16		1:26.801	22.131	38.740	25.930	229.7	23:18.607
17		1:26.613	21.930	38.826	25.857	230.7	24:44.536	17		1:26.787	22.111	38.756	25.920	229.2	24:45.394
18		1:27.134	21.946	39.178	26.010	231.7	26:11.670	18		1:27.220	22.131	39.044	26.045	229.7	26:12.614
19		1:26.748	22.056	38.857	25.835	229.2	27:38.418	19		1:26.968	22.136	38.907	25.925	228.8	27:39.582
20		1:27.321	21.923	39.221	26.177	229.2	29:05.739	20		1:27.019	22.074	39.002	25.943	228.8	29:06.601
21		1:26.960	22.028	38.894	26.038	230.7	30:32.699	21		1:26.749	22.062	38.785	25.902	229.7	30:33.350
22		1:27.209	22.042	38.985	26.182	231.2	31:59.908	22		1:27.669	22.151	39.208	26.310	231.2	32:01.019

**11**

Alessandro Famularo

F3 Tatuus 318 A.R.

**33**

Henrion Gillian

F3 Tatuus 318 A.R.

R

Van Amersfoort Racing

R

Gillian Track Events GTE

Lap	D	Time	Sector 1	Sector 2	Sector 3	T. Spd	Elapsed	Lap	D	Time	Sector 1	Sector 2	Sector 3	T. Spd	Elapsed
1		1:35.246	27.910	40.234	27.102	230.7	1:35.246	1		1:57.358	43.291	44.366	29.701	185.8	1:57.358
2		1:28.572	22.191	39.721	26.660	233.2	3:03.818	2		1:43.384 P	25.810	44.146	33.428	185.8	3:40.742
3		1:28.426	21.958	39.875	26.593	234.7	4:32.244	3		22:43.423	21:21.854	52.800	28.769	190.4	26:24.165
4		1:27.927	22.022	39.420	26.485	232.7	6:00.171	4		1:41.186 P	24.348	44.798	32.040	205.7	28:05.351

**40**

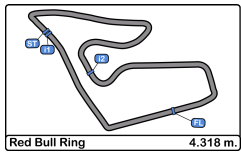
Konsta Lappalainen

F3 Tatuus 318 A.R.

Kic Motorsport

Lap	D	Time	Sector 1	Sector 2	Sector 3	T. Spd	Elapsed
1		1:33.830	26.372	40.535	26.923	226.8	1:33.830
2		1:28.668	22.431	39.715	26.522	228.8	3:02.498
3		1:28.401	22.422	39.427	26.552	227.8	4:30.899
4		1:28.234	22.417	39.328	26.489	227.3	5:59.133
5		1:28.010	22.279	39.323	26.408	227.3	7:27.143
6		1:27.858	22.353	39.258	26.247	226.4	8:55.001
7		1:27.813	22.323	39.134	26.356	227.8	10:22.814
8		1:27.726	22.339	39.133	26.254	227.3	11:50.540
9		1:27.699	22.249	39.164	26.286	227.3	13:18.239
10		1:27.671	22.258	39.092	26.321	226.8	14:45.910
11		1:27.518	22.214	39.017	26.287	227.3	16:13.428
12		1:27.908	22.355	39.226	26.327	227.8	17:41.336
13		1:27.617	22.271	39.042	26.304	227.8	19:08.953
14		1:27.859	22.354	39.142	26.363	227.8	20:36.812
15		1:27.704	22.292	39.070	26.342	227.3	22:04.516
16		1:29.131	22.374	40.235	26.522	226.8	23:33.647
17		1:27.959	22.367	39.226	26.366	228.3	25:01.606
18		1:27.627	22.272	39.104	26.251	228.8	26:29.233
19		1:27.854	22.287	39.178	26.389	227.3	27:57.087
20		1:27.595	22.281	39.036	26.278	227.8	29:24.682
21		1:27.582	22.313	39.063	26.206	227.8	30:52.264
22		1:27.770	22.261	39.114	26.395	228.8	32:20.034





**Red Bull Ring**  
**Formula Regional European Championship**  
**Race - 2**  
**Lap Analysis**



**41**

Emidio Pesce

F3 Tatuus 318 A.R.

R

DR Formula RP Motorsport

**99**

Andrea Cola

F3 Tatuus 318 A.R.

R

Monolite Racing

Lap	D	Time	Sector 1	Sector 2	Sector 3	T. Spd	Elapsed	Lap	D	Time	Sector 1	Sector 2	Sector 3	T. Spd	Elapsed
1		1:34.253	26.803	40.422	27.028	231.2	1:34.253	1		1:36.235	28.079	40.886	27.270	228.8	1:36.235
2		1:28.831	22.359	39.777	26.695	230.7	3:03.084	2		1:29.718	22.645	39.921	27.152	225.9	3:05.953
3		1:28.310	22.261	39.532	26.517	230.7	4:31.394	3		1:29.111	22.472	39.798	26.841	225.9	4:35.064
4		1:28.358	22.369	39.474	26.515	229.7	5:59.752	4		1:28.887	22.432	39.717	26.738	226.4	6:03.951
5		1:28.677	22.362	39.822	26.493	227.8	7:28.429	5		1:28.956	22.393	39.730	26.833	226.4	7:32.907
6		1:29.064	22.579	39.824	26.661	230.7	8:57.493	6		1:29.050	22.430	39.797	26.823	226.8	9:01.957
7		1:28.167	22.280	39.500	26.387	229.2	10:25.660	7		1:28.962	22.337	39.900	26.725	226.8	10:30.919
8		1:27.957	22.207	39.452	26.298	228.8	11:53.617	8		1:28.749	22.453	39.605	26.691	225.4	11:59.668
9		1:27.947	22.200	39.347	26.400	228.3	13:21.564	9		1:28.513	22.338	39.502	26.673	225.9	13:28.181
10		1:28.347	22.360	39.444	26.543	227.8	14:49.911	10		1:29.008	22.391	39.603	27.014	225.0	14:57.189
11		1:28.262	22.374	39.415	26.473	228.3	16:18.173	11		1:29.427	22.422	39.675	27.330	226.4	16:26.616
12		1:28.027	22.309	39.305	26.413	228.8	17:46.200	12		1:29.136	22.461	39.794	26.881	226.4	17:55.752
13		1:28.178	22.301	39.580	26.297	228.3	19:14.378	13		1:29.582	22.396	40.114	27.072	226.4	19:25.334
14		1:28.134	22.364	39.372	26.398	228.3	20:42.512	14		1:29.515	22.502	39.908	27.105	225.4	20:54.849
15		1:28.095	22.278	39.475	26.342	227.8	22:10.607	15		1:30.152	22.553	40.366	27.233	224.5	22:25.001
16		1:28.220	22.310	39.466	26.444	227.8	23:38.827	16		1:30.028	22.676	40.129	27.223	224.5	23:55.029
17		1:28.087	22.251	39.394	26.442	227.8	25:06.914	17		1:29.749	22.522	40.125	27.102	224.5	25:24.778
18		1:28.557	22.386	39.631	26.540	227.3	26:35.471	18		1:29.932	22.597	40.138	27.197	224.0	26:54.710
19		1:28.384	22.353	39.597	26.434	227.3	28:03.855	19		1:30.037	22.748	40.094	27.195	224.0	28:24.747
20		1:28.495	22.384	39.733	26.378	227.3	29:32.350	20		1:30.502	22.591	40.582	27.329	224.0	29:55.249
21		1:28.589	22.379	39.774	26.436	227.8	31:00.939	21		1:31.296	22.669	40.764	27.863	224.5	31:26.545
22		1:28.483	22.409	39.525	26.549	228.3	32:29.422	22		1:31.090	22.698	40.890	27.502	224.0	32:57.635

**55**

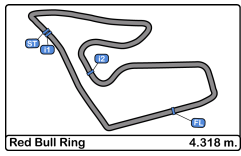
Jamie Laura Chadwick

F3 Tatuus 318 A.R.

Prema Powerteam

Lap	D	Time	Sector 1	Sector 2	Sector 3	T. Spd	Elapsed
1		1:34.979	27.191	40.739	27.049	228.8	1:34.979
2		1:29.411	22.298	40.402	26.711	229.2	3:04.390
3		1:28.700	22.498	39.558	26.644	229.7	4:33.090
4		1:28.459	22.313	39.605	26.541	230.7	6:01.549
5		1:28.510	22.295	39.668	26.547	230.2	7:30.059
6		1:28.746	22.419	39.668	26.659	228.8	8:58.805
7		1:28.395	22.301	39.460	26.634	229.2	10:27.200
8		1:28.258	22.335	39.457	26.466	227.8	11:55.458
9		1:28.503	22.401	39.502	26.600	227.3	13:23.961
10		1:28.195	22.298	39.498	26.399	227.3	14:52.156
11		1:28.353	22.365	39.553	26.435	227.8	16:20.509
12		1:28.355	22.361	39.538	26.456	228.3	17:48.864
13		1:28.006	22.254	39.393	26.359	228.3	19:16.870
14		1:27.967	22.202	39.359	26.406	228.8	20:44.837
15		1:28.020	22.288	39.411	26.321	228.8	22:12.857
16		1:27.674	22.201	39.161	26.312	228.3	23:40.531
17		1:27.957	22.188	39.415	26.354	229.2	25:08.488
18		1:28.364	22.194	39.553	26.617	230.2	26:36.852
19		1:28.383	22.242	39.641	26.500	229.7	28:05.235
20		1:28.618	22.203	39.883	26.532	232.7	29:33.853
21		1:28.772	22.210	39.854	26.708	231.7	31:02.625
22		1:29.019	22.468	39.861	26.690	229.7	32:31.644





**Red Bull Ring**  
**Formula Regional European Championship**  
**Race - 2**  
**Analysis by Lap**



Num	Lap Time	Gap	Num	Lap Time	Gap	Num	Lap Time	Gap	Num	Lap Time	Gap	Num	Lap Time	Gap
<b>Lap 1</b>			<b>Lap 4</b>			<b>Lap 7</b>			<b>Lap 10</b>			<b>Lap 13</b>		
6	1:31.158		6	1:27.256		6	1:27.141		6	1:27.067		6	1:27.100	
10	1:31.745	00.587	10	1:27.188	00.522	10	1:27.279	00.659	10	1:26.959	00.448	10	1:26.974	00.453
14	1:32.211	01.053	14	1:27.289	01.185	14	1:27.302	01.352	14	1:26.912	01.386	14	1:26.934	01.511
3	1:32.821	01.663	3	1:27.573	02.432	3	1:27.235	02.841	3	1:27.007	03.046	3	1:26.922	03.272
5	1:33.299	02.141	5	1:27.553	02.902	5	1:27.334	03.736	5	1:27.866	04.952	5	1:27.032	04.783
40	1:33.830	02.672	40	1:28.234	05.766	40	1:27.813	07.975	40	1:27.671	10.159	40	1:27.617	12.316
41	1:34.253	03.095	41	1:28.358	06.385	11	1:27.654	09.471	11	1:27.566	10.893	11	1:27.724	12.992
2	1:34.668	03.510	11	1:27.927	06.804	41	1:28.167	10.821	41	1:28.347	14.160	41	1:28.178	17.741
55	1:34.979	03.821	2	1:28.116	07.546	2	1:28.360	11.535	2	1:28.131	14.596	2	1:27.957	18.681
11	1:35.246	04.088	55	1:28.459	08.182	55	1:28.395	12.361	55	1:28.195	16.405	55	1:28.006	20.233
99	1:36.235	05.077	99	1:28.887	10.584	99	1:28.962	16.080	99	1:29.008	21.438	99	1:29.582	28.697
33	1:57.358	26.200												
Num	Lap Time	Gap	Num	Lap Time	Gap	Num	Lap Time	Gap	Num	Lap Time	Gap	Num	Lap Time	Gap
<b>Lap 2</b>			<b>Lap 5</b>			<b>Lap 8</b>			<b>Lap 11</b>			<b>Lap 14</b>		
6	1:27.617		6	1:27.179		6	1:26.908		6	1:26.918		6	1:26.754	
10	1:27.694	00.664	10	1:27.060	00.403	10	1:26.917	00.668	10	1:26.937	00.467	10	1:27.054	00.753
14	1:27.598	01.034	14	1:27.287	01.293	14	1:26.979	01.423	14	1:27.130	01.598	14	1:26.669	01.426
3	1:27.746	01.792	3	1:27.373	02.626	3	1:27.073	03.006	3	1:27.188	03.316	3	1:27.069	03.587
5	1:27.949	02.473	5	1:27.429	03.152	5	1:27.056	03.884	5	1:26.852	04.886	5	1:26.899	04.928
40	1:28.668	03.723	40	1:28.010	06.597	40	1:27.726	08.793	40	1:27.518	10.759	40	1:27.859	13.421
41	1:28.831	04.309	41	1:28.677	07.883	11	1:27.572	10.135	11	1:27.410	11.385	11	1:27.606	13.844
2	1:28.793	04.686	11	1:28.463	08.088	41	1:27.957	11.870	41	1:28.262	15.504	41	1:28.134	19.121
11	1:28.572	05.043	2	1:28.408	08.775	2	1:27.941	12.568	2	1:28.765	16.443	2	1:28.114	20.041
55	1:29.411	05.615	55	1:28.510	09.513	55	1:28.258	13.711	55	1:28.353	17.840	55	1:27.967	21.446
99	1:29.718	07.178	99	1:28.956	12.361	99	1:28.749	17.921	99	1:29.427	23.947	99	1:29.515	31.458
33	1:43.384	41.967												
Num	Lap Time	Gap	Num	Lap Time	Gap	Num	Lap Time	Gap	Num	Lap Time	Gap	Num	Lap Time	Gap
<b>Lap 3</b>			<b>Lap 6</b>			<b>Lap 9</b>			<b>Lap 12</b>			<b>Lap 15</b>		
6	1:27.336		6	1:27.152		6	1:26.937		6	1:26.868		6	1:26.933	
10	1:27.262	00.590	10	1:27.270	00.521	10	1:26.825	00.556	10	1:26.980	00.579	10	1:26.948	00.768
14	1:27.454	01.152	14	1:27.050	01.191	14	1:27.055	01.541	14	1:26.947	01.677	14	1:26.989	01.482
3	1:27.659	02.115	3	1:27.273	02.747	3	1:27.037	03.106	3	1:27.002	03.450	3	1:26.999	03.653
5	1:27.468	02.605	5	1:27.543	03.543	5	1:27.206	04.153	5	1:26.833	04.851	5	1:27.344	05.339
40	1:28.401	04.788	40	1:27.858	07.303	40	1:27.699	09.555	40	1:27.908	11.799	40	1:27.704	14.192
41	1:28.310	05.283	11	1:28.022	08.958	11	1:27.196	10.394	11	1:27.851	12.368	11	1:27.783	14.694
11	1:28.426	06.133	41	1:29.064	09.795	41	1:27.947	12.880	41	1:28.027	16.663	41	1:28.095	20.283
2	1:29.336	06.686	2	1:28.693	10.316	2	1:27.901	13.532	2	1:28.249	17.824	2	1:27.996	21.104
55	1:28.700	06.979	55	1:28.746	11.107	55	1:28.503	15.277	55	1:28.355	19.327	55	1:28.020	22.533
99	1:29.111	08.953	99	1:29.050	14.259	99	1:28.513	19.497	99	1:29.136	26.215	99	1:30.152	34.677







**Red Bull Ring**  
**Formula Regional European Championship**  
**Race - 2**  
**Analysis by Lap**



Num	Lap Time	Gap	Num	Lap Time	Gap	Num	Lap Time	Gap
<b>Lap 16</b>			<b>Lap 19</b>			<b>Lap 22</b>		
6	1:26.813		6	1:26.820		6	1:27.044	
10	1:26.831	00.786	10	1:26.748	00.722	10	1:27.209	00.740
14	1:26.801	01.470	14	1:26.968	01.886	14	1:27.669	01.851
3	1:26.954	03.794	3	1:26.985	04.202	3	1:27.268	04.175
5	1:27.101	05.627	5	1:27.095	06.202	5	1:26.911	05.946
11	1:28.014	15.895	11	1:27.263	17.496	11	1:28.381	19.547
40	1:29.131	16.510	40	1:27.854	19.391	40	1:27.770	20.866
41	1:28.220	21.690	41	1:28.384	26.159	41	1:28.483	30.254
2	1:28.165	22.456	2	1:28.748	27.120	2	1:28.796	31.769
55	1:27.674	23.394	55	1:28.383	27.539	55	1:29.019	32.476
99	1:30.028	37.892	33	1:41.186	15 Laps	99	1:31.090	58.467

Num	Lap Time	Gap	Num	Lap Time	Gap
<b>Lap 17</b>			<b>Lap 20</b>		
6	1:26.883		6	1:27.445	
10	1:26.613	00.516	10	1:27.321	00.598
14	1:26.787	01.374	14	1:27.019	01.460
3	1:26.966	03.877	3	1:27.110	03.867
5	1:26.965	05.709	5	1:27.037	05.794
11	1:27.496	16.508	11	1:27.382	17.433
40	1:27.959	17.586	40	1:27.595	19.541
41	1:28.087	22.894	41	1:28.495	27.209
2	1:28.225	23.798	2	1:28.506	28.181
55	1:27.957	24.468	55	1:28.618	28.712
99	1:29.749	40.758	99	1:30.502	50.108

Num	Lap Time	Gap	Num	Lap Time	Gap
<b>Lap 18</b>			<b>Lap 21</b>		
6	1:26.856		6	1:26.983	
10	1:27.134	00.794	10	1:26.960	00.575
14	1:27.220	01.738	14	1:26.749	01.226
3	1:27.016	04.037	3	1:27.067	03.951
5	1:27.074	05.927	5	1:27.268	06.079
33	22:43.423	15 Laps	11	1:27.760	18.210
11	1:27.401	17.053	40	1:27.582	20.140
40	1:27.627	18.357	41	1:28.589	28.815
41	1:28.557	24.595	2	1:28.819	30.017
2	1:28.250	25.192	55	1:28.772	30.501
55	1:28.364	25.976	99	1:31.296	54.421
99	1:29.932	43.834			



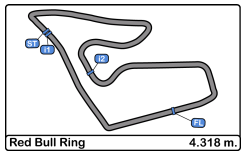


**Red Bull Ring**  
**Formula Regional European Championship**  
**Race - 2**  
**Best Sectors Results**



Sector - 1				Sector - 2				Sector - 3				Ideal Lap vs Best Lap			
Clas	Nº	Driver	Time	Nº	Driver	Time	Nº	Driver	Time	Clas	Nº	Driver	Ideal Lap	Best Lap	Clas
1	10	Gianluca Petecof	21.906	14	Arthur Leclerc	38.687	6	Oliver Rasmussen	25.819	1	10	Gianluca Petecof	1:26.567	1:26.613	1
2	11	Alessandro Famularo	21.958	6	Oliver Rasmussen	38.742	10	Gianluca Petecof	25.835	2	14	Arthur Leclerc	1:26.568	1:26.669	2
3	3	Pierre-Louis Chovet	21.994	3	Pierre-Louis Chovet	38.744	14	Arthur Leclerc	25.858	3	6	Oliver Rasmussen	1:26.575	1:26.754	3
4	6	Oliver Rasmussen	22.014	5	Patrick Pasma	38.751	5	Patrick Pasma	25.923	4	5	Patrick Pasma	1:26.739	1:26.833	4
5	14	Arthur Leclerc	22.023	10	Gianluca Petecof	38.826	11	Alessandro Famularo	26.067	5	3	Pierre-Louis Chovet	1:26.806	1:26.922	5
6	5	Patrick Pasma	22.065	11	Alessandro Famularo	38.913	3	Pierre-Louis Chovet	26.068	6	11	Alessandro Famularo	1:26.938	1:27.196	6
7	2	Nico Göhler	22.137	40	Konsta Lappalainen	39.017	40	Konsta Lappalainen	26.206	7	40	Konsta Lappalainen	1:27.437	1:27.518	7
8	55	Jamie Laura Chadwi	22.188	55	Jamie Laura Chadwi	39.161	2	Nico Göhler	26.238	8	2	Nico Göhler	1:27.606	1:27.901	9
9	41	Emidio Pesce	22.200	2	Nico Göhler	39.231	41	Emidio Pesce	26.297	9	55	Jamie Laura Chadwi	1:27.661	1:27.674	8
10	40	Konsta Lappalainen	22.214	41	Emidio Pesce	39.305	55	Jamie Laura Chadwi	26.312	10	41	Emidio Pesce	1:27.802	1:27.947	10
11	99	Andrea Cola	22.337	99	Andrea Cola	39.502	99	Andrea Cola	26.673	11	99	Andrea Cola	1:28.512	1:28.513	11
12	33	Henrion Gillian	24.348	33	Henrion Gillian	44.146	33	Henrion Gillian	28.769	12	33	Henrion Gillian	1:37.263	1:41.186	12





**Red Bull Ring**  
**Formula Regional European Championship**  
**Race - 2**  
**Leader Sequence**



<b>Nº</b>	<b>Driver</b>	<b>Nat</b>	<b>Competitor</b>	<b>Nat</b>	<b>Rookie</b>	<b>Start Lap</b>	<b>End Lap</b>	<b>Laps</b>	<b>Total Laps</b>
6	Oliver Rasmussen	DNK	Prema Powerteam	ITA	R	1	22	22	22



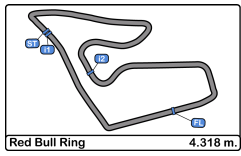


**Red Bull Ring**  
**Formula Regional European Championship**  
**Race - 2**  
**Best 5 Lap Times**



Cls	N°	Driver	Nat	Competitor	Nat	Rookie	Cls	Best 1		Best 2		Best 3		Best 4		Best 5	
								Time	Lap	Time	Lap	Time	Lap	Time	Lap	Time	Lap
1	10	Gianluca Petecof	BRA	Prema Powerteam	ITA	R	1	1:26.613	17	1:26.748	19	1:26.825	9	1:26.831	16	1:26.917	8
2	14	Arthur Leclerc	MC	Prema Powerteam	ITA	R	2	1:26.669	14	1:26.749	21	1:26.787	17	1:26.801	16	1:26.912	10
3	6	Oliver Rasmussen	DNK	Prema Powerteam	ITA	R	3	1:26.754	14	1:26.813	16	1:26.820	19	1:26.856	18	1:26.868	12
4	5	Patrick Pasma	FIN	Kic Motorsport	FIN			1:26.833	12	1:26.852	11	1:26.899	14	1:26.911	22	1:26.965	17
5	3	Pierre-Louis Chovet	FRA	Van Amersfoort Racing	NLD	R	4	1:26.922	13	1:26.954	16	1:26.966	17	1:26.985	19	1:26.999	15
6	11	Alessandro Famularo	VEN	Van Amersfoort Racing	NLD	R	5	1:27.196	9	1:27.263	19	1:27.382	20	1:27.401	18	1:27.410	11
7	40	Konsta Lappalainen	FIN	Kic Motorsport	FIN			1:27.518	11	1:27.582	21	1:27.595	20	1:27.617	13	1:27.627	18
8	55	Jamie Laura Chadwick	GBR	Prema Powerteam	ITA			1:27.674	16	1:27.957	17	1:27.967	14	1:28.006	13	1:28.020	15
9	2	Nico Göhler	DEU	Kic Motorsport	FIN			1:27.901	9	1:27.941	8	1:27.957	13	1:27.996	15	1:28.114	14
10	41	Emidio Pesce	ITA	DR Formula RP Motorsport	PRT	R	6	1:27.947	9	1:27.957	8	1:28.027	12	1:28.087	17	1:28.095	15
11	99	Andrea Cola	ITA	Monolite Racing	ITA	R	7	1:28.513	9	1:28.749	8	1:28.887	4	1:28.956	5	1:28.962	7
12	33	Henrion Gillian	FRA	Gillian Track Events GTE	FRA	R	8	1:41.186	4	1:43.384	2	1:57.358	1	22:43.42	3		



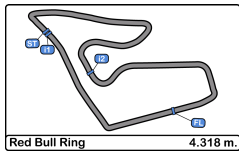


**Red Bull Ring**  
**Formula Regional European Championship**  
**Race - 2**  
**Best 5 Top Speeds**



Cls	Nº	Driver	Nat	Competitor	Nat	Rookie	Cls	Top 1		Top 2		Top 3		Top 4		Top 5		Avg
								Km/h	Lap	Km/h	Lap	Km/h	Lap	Km/h	Lap	Km/h	Lap	
1	11	Alessandro Famularo	VEN	Van Amersfoort Racing	NLD	R	1	234.7	3	233.7	5	233.2	2	232.7	4	232.7	13	233.4
2	5	Patrick Pasma	FIN	Kic Motorsport	FIN			233.2	1	230.7	4	230.7	5	230.2	7	229.2	2	230.8
3	10	Gianluca Petecof	BRA	Prema Powerteam	ITA	R	2	232.7	11	232.7	14	231.7	10	231.7	13	231.7	18	232.1
4	55	Jamie Laura Chadwick	GBR	Prema Powerteam	ITA			232.7	20	231.7	21	230.7	4	230.2	5	230.2	18	231.1
5	3	Pierre-Louis Chovet	FRA	Van Amersfoort Racing	NLD	R	3	232.2	2	231.7	1	231.2	3	231.2	11	231.2	12	231.5
6	2	Nico Göhler	DEU	Kic Motorsport	FIN			231.7	2	231.7	6	230.7	7	230.7	10	230.2	4	231.0
7	14	Arthur Leclerc	MC	Prema Powerteam	ITA	R	4	231.2	22	229.7	7	229.7	9	229.7	14	229.7	15	230.0
8	41	Emidio Pesce	ITA	DR Formula RP Motorsport	PRT	R	5	231.2	1	230.7	2	230.7	3	230.7	6	229.7	4	230.6
9	40	Konsta Lappalainen	FIN	Kic Motorsport	FIN			228.8	2	228.8	18	228.8	22	228.3	17	227.8	3	228.5
10	99	Andrea Cola	ITA	Monolite Racing	ITA	R	6	228.8	1	226.8	6	226.8	7	226.4	4	226.4	5	227.0
11	6	Oliver Rasmussen	DNK	Prema Powerteam	ITA	R	7	227.8	13	227.8	21	227.3	7	227.3	9	227.3	12	227.5
12	33	Henrion Gillian	FRA	Gillian Track Events GTE	FRA	R	8	205.7	4	190.4	3	185.8	1	185.8	2			191.9



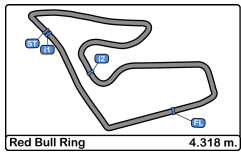


**Red Bull Ring**  
**Formula Regional European Championship**  
**Race - 2**  
**Fastest Laps Sequence**



Lap	Time of Day	Session Time	Nº	Driver	Nat	Competitor	Nat	Rookie	Time	Km/h
2	11:31:32.893	2:58.893	6	Oliver Rasmussen	DNK	Prema Powerteam	ITA	R	1:27.617	177.4
2	11:31:33.927	2:59.927	14	Arthur Leclerc	MCO	Prema Powerteam	ITA	R	1:27.598	177.4
3	11:33:00.230	4:26.230	6	Oliver Rasmussen	DNK	Prema Powerteam	ITA	R	1:27.336	177.9
3	11:33:00.820	4:26.820	10	Gianluca Petecof	BRA	Prema Powerteam	ITA	R	1:27.262	178.1
4	11:34:27.486	5:53.486	6	Oliver Rasmussen	DNK	Prema Powerteam	ITA	R	1:27.256	178.1
4	11:34:28.007	5:54.007	10	Gianluca Petecof	BRA	Prema Powerteam	ITA	R	1:27.188	178.2
5	11:35:54.665	7:20.665	6	Oliver Rasmussen	DNK	Prema Powerteam	ITA	R	1:27.179	178.3
5	11:35:55.067	7:21.067	10	Gianluca Petecof	BRA	Prema Powerteam	ITA	R	1:27.060	178.5
6	11:37:23.007	8:49.007	14	Arthur Leclerc	MCO	Prema Powerteam	ITA	R	1:27.050	178.5
8	11:40:15.865	11:41.865	6	Oliver Rasmussen	DNK	Prema Powerteam	ITA	R	1:26.908	178.8
9	11:41:43.359	13:09.359	10	Gianluca Petecof	BRA	Prema Powerteam	ITA	R	1:26.825	179.0
14	11:48:57.509	20:23.509	6	Oliver Rasmussen	DNK	Prema Powerteam	ITA	R	1:26.754	179.1
14	11:48:58.935	20:24.935	14	Arthur Leclerc	MCO	Prema Powerteam	ITA	R	1:26.669	179.3
17	11:53:18.655	24:44.655	10	Gianluca Petecof	BRA	Prema Powerteam	ITA	R	1:26.613	179.4

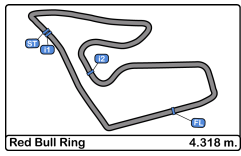




**Red Bull Ring**  
**Formula Regional European Championship**  
**Race - 2**  
**Event Best Maximum Speed**



<b>Nº</b>	<b>Driver</b>	<b>Nat</b>	<b>Competitor</b>	<b>Nat</b>	<b>Rookie</b>	<b>Km/h</b>	<b>Session</b>
11	Alessandro Famularo	VEN	Van Amersfoort Racing	NLD	R	234.7	Race - 2
5	Patrick Pasma	FIN	Kic Motorsport	FIN		233.2	Race - 2
10	Gianluca Petecof	BRA	Prema Powerteam	ITA	R	232.7	Qualifying - 1
3	Pierre-Louis Chovet	FRA	Van Amersfoort Racing	NLD	R	232.7	Qualifying - 2
2	Nico Göhler	DEU	Kic Motorsport	FIN		232.7	Race - 1
55	Jamie Laura Chadwick	GBR	Prema Powerteam	ITA		232.7	Race - 2
14	Arthur Leclerc	MCO	Prema Powerteam	ITA	R	232.2	Qualifying - 1
6	Oliver Rasmussen	DNK	Prema Powerteam	ITA	R	231.2	Race - 1
41	Emidio Pesce	ITA	DR Formula RP Motorsport	PRT	R	231.2	Race - 2
40	Konsta Lappalainen	FIN	Kic Motorsport	FIN		230.7	Qualifying - 1
99	Andrea Cola	ITA	Monolite Racing	ITA	R	230.7	Race - 1
33	Henrion Gillian	FRA	Gillian Track Events GTE	FRA	R	228.3	Race - 1



**Red Bull Ring**  
**Formula Regional European Championship**  
**Race - 2**  
**Lap Chart**



**LAP**

Nr	Pos	Grid	1	2	3	4	5	6	7	8	9	10	11	12	13	14	15	16	17	18	19	20	21	22	
10	1	10	6	6	6	6	6	6	6	6	6	6	6	6	6	6	6	6	6	6	6	6	6	6	
6	2	6	10	10	10	10	10	10	10	10	10	10	10	10	10	10	10	10	10	10	10	10	10	10	10
14	3	14	14	14	14	14	14	14	14	14	14	14	14	14	14	14	14	14	14	14	14	14	14	14	14
3	4	3	3	3	3	3	3	3	3	3	3	3	3	3	3	3	3	3	3	3	3	3	3	3	3
5	5	5	5	5	5	5	5	5	5	5	5	5	5	5	5	5	5	5	5	5	5	5	5	5	5
11	6	11	40	40	40	40	40	40	40	40	40	40	40	40	40	40	40	11	11	11	11	11	11	11	11
40	7	40	41	41	41	41	41	11	11	11	11	11	11	11	11	11	11	40	40	40	40	40	40	40	40
2	8	2	2	2	11	11	11	41	41	41	41	41	41	41	41	41	41	41	41	41	41	41	41	41	41
41	9	41	55	11	2	2	2	2	2	2	2	2	2	2	2	2	2	2	2	2	2	2	2	2	2
99	10	99	11	55	55	55	55	55	55	55	55	55	55	55	55	55	55	55	55	55	55	55	55	55	55
55	11	55	99	99	99	99	99	99	99	99	99	99	99	99	99	99	99	99	99	99	99	99	99	99	99
33	12	33	33	33	33	33	33																		



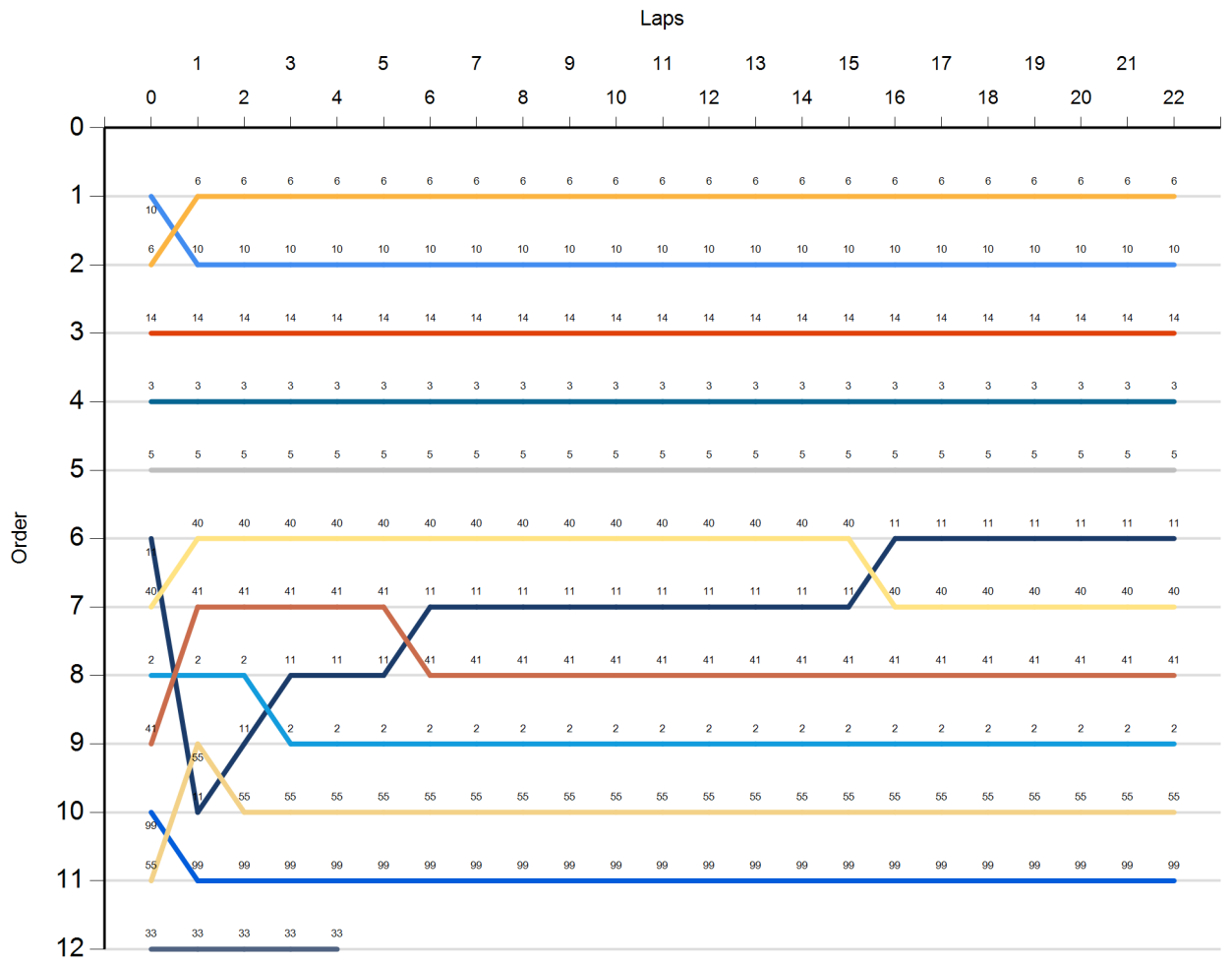


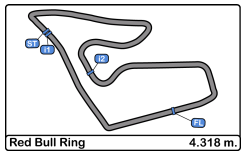


**Red Bull Ring**  
**Formula Regional European Championship**  
**Race - 2**  
**Graphic Lap Chart**



- 10
- 6
- 14
- 3
- 5
- 11
- 40
- 2
- 41
- 99
- 55
- 33



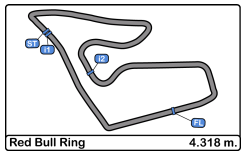


**Red Bull Ring**  
**Formula Regional European Championship**  
**Race - 2**  
**Pit Stop Analysis**



<u>N°</u>	<u>In Day Time</u>	<u>Driver</u>	<u>Nat</u>	<u>Competitor</u>	<u>Nat</u>	<u>In Time</u>	<u>Stop N°</u>	<u>Pit Time</u>	<u>Handicap</u>	<u>Penalty</u>
33	11:32:09.950	Henrion Gillian	FRA	Gillian Track Events GTE	FRA	3:35.832	1	21:02.044		

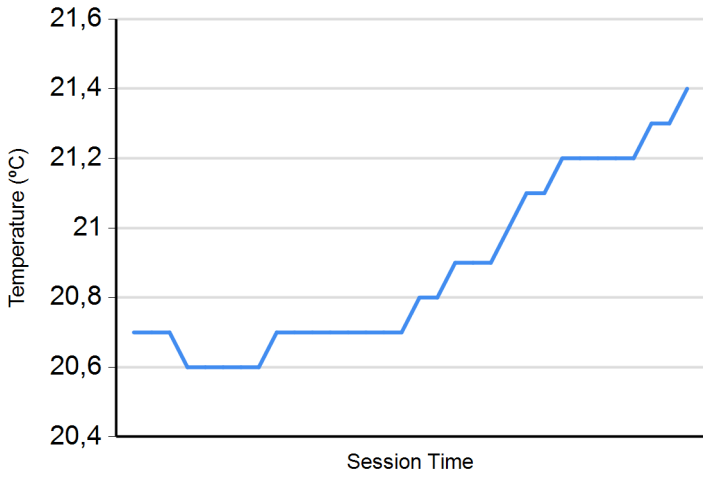




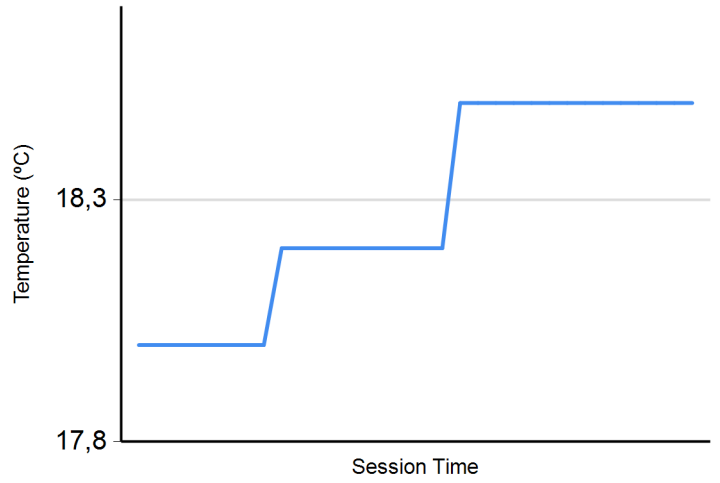
**Red Bull Ring**  
**Formula Regional European Championship**  
**Race - 2**  
**Weather Report**



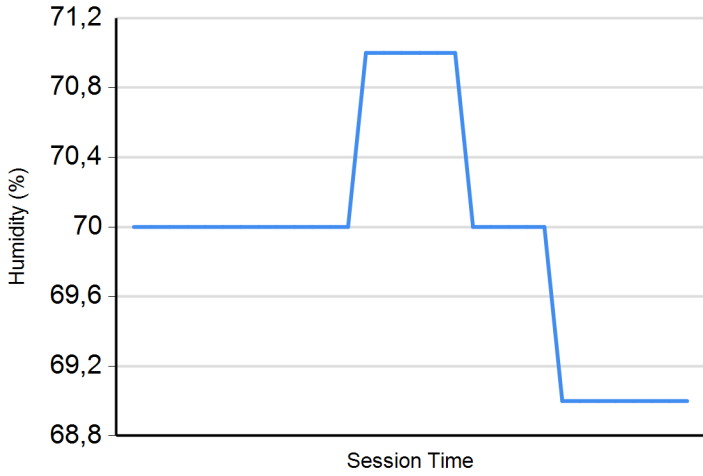
**Air Temperature**



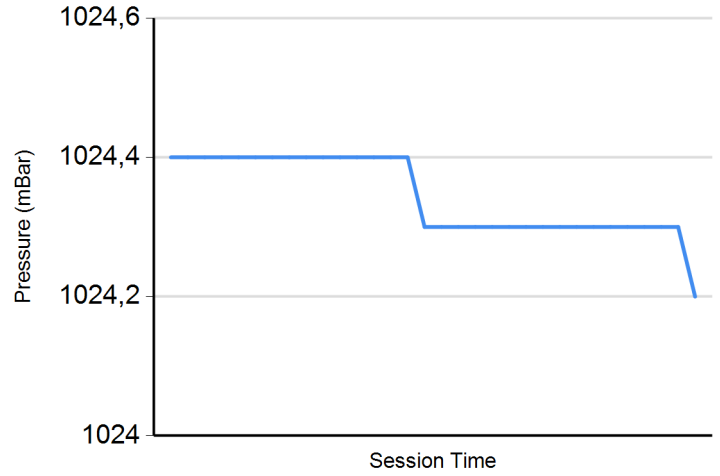
**Track Temperature**



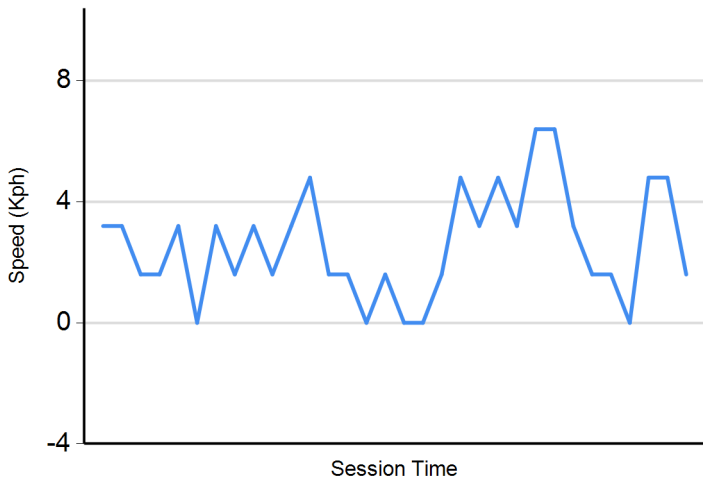
**Humidity**



**Pressure**



**Wind Speed**



**Wind direction**

North = 0°/360° Est = 90° South = 180° West = 270°

