



**Red Bull Ring**  
**Formula Regional European Championship**  
**Race - 3**  
**Provisional Results**



Cls	N°	Driver	Nat	Competitor	Nat	Rookie	Cls	Laps	Total Time	Gap	Interval	Km/h	Best	Time	Km/h
1	10	Gianluca Petecof	BRA	Prema Powerteam	ITA	R	1	20	<b>31:38.084</b>			163.7	9	1:27.241	178.1
2	14	Arthur Leclerc	MC	Prema Powerteam	ITA	R	2	20	<b>31:40.830</b>	2.746	2.746	163.5	6	1:27.492	177.6
3	6	Oliver Rasmussen	DNK	Prema Powerteam	ITA	R	3	20	<b>31:41.499</b>	3.415	0.669	163.5	9	1:27.454	177.7
4	11	Alessandro Famularo	VEN	Van Amersfoort Racing	NLD	R	4	20	<b>31:42.973</b>	4.889	1.474	163.3	11	1:27.578	177.4
5	55	Jamie Laura Chadwick	GBR	Prema Powerteam	ITA			20	<b>31:43.599</b>	5.515	0.626	163.3	9	1:27.676	177.2
6	5	Patrick Pasma	FIN	Kic Motorsport	FIN			20	<b>31:48.264</b>	10.180	4.665	162.9	9	1:28.279	176.0
7	3	Pierre-Louis Chovet	FRA	Van Amersfoort Racing	NLD	R	5	20	<b>31:49.381</b>	11.297	1.117	162.8	7	1:27.973	176.6
8	33	Henrion Gillian	FRA	Gillian Track Events GTE	FRA	R	6	20	<b>31:49.993</b>	11.909	0.612	162.7	5	1:28.726	175.2
9	41	Emidio Pesce	ITA	DR Formula RP Motorsport	PRT	R	7	20	<b>31:51.377</b>	13.293	1.384	162.6	4	1:28.925	174.8
10	99	Andrea Cola	ITA	Monolite Racing	ITA	R	8	20	<b>31:52.547</b>	14.463	1.170	162.5	11	1:28.111	176.4
11	40	Konsta Lappalainen	FIN	Kic Motorsport	FIN			20	<b>31:53.516</b>	15.432	0.969	162.4	7	1:27.751	177.1
<b>Not classified: (Requirements: 70% of number laps of leader = 14 Laps)</b>															
	2	Nico Göhler	DEU	Kic Motorsport	FIN			11	<b>16:38.055</b>	9 Laps	9 Laps	171.3	4	1:29.339	173.9

Fastest lap Gianluca Petecof in 1:27.241 at 178.2 Km/h in lap 9

Published at:.....

Track Temp: **26.2 °C** Air Temp: **26.4 °C** Humidity: **44 %** Track Status: **DRY**

Stewards:

Race Director:

Timekeeper:





**Red Bull Ring**  
**Formula Regional European Championship**  
**Race - 3**  
**Provisional Results by Class**



Clas	Nº	Driver	Nat	Competitor	Nat	Rookie	Clas	Laps	Total Time	Gap	Interval	Km/h	Best	Time	Km/h
1	55	Jamie Laura	GBR	Prema Powerteam				20	<b>31:43.599</b>			163.3	9	1:27.676	177.2
2	5	Patrick Pasma	FIN	Kic Motorsport				20	<b>31:48.264</b>	10.180	4.665	162.9	9	1:28.279	176.0
3	40	Konsta Lappalainen	FIN	Kic Motorsport				20	<b>31:53.516</b>	15.432	5.252	162.4	7	1:27.751	177.1
<b>Not classified: (Requirements: 70% of number laps of leader = 14 Laps)</b>															
	2	Nico Göhler	DEU	Kic Motorsport				11	<b>16:38.055</b>	9 Laps	9 Laps	171.3	4	1:29.339	173.9
<b>Rookie</b>															
1	10	Gianluca Petecof	BRA	Prema Powerteam		R	1	20	<b>31:38.084</b>			163.7	9	1:27.241	178.1
2	14	Arthur Leclerc	MC	Prema Powerteam		R	2	20	<b>31:40.830</b>	2.746	2.746	163.5	6	1:27.492	177.6
3	6	Oliver Rasmussen	DNK	Prema Powerteam		R	3	20	<b>31:41.499</b>	3.415	0.669	163.5	9	1:27.454	177.7
4	11	Alessandro Famularo	VEN	Van Amersfoort Racing		R	4	20	<b>31:42.973</b>	4.889	1.474	163.3	11	1:27.578	177.4
5	3	Pierre-Louis Chovet	FRA	Van Amersfoort Racing		R	5	20	<b>31:49.381</b>	11.297	6.408	162.8	7	1:27.973	176.6
6	33	Henrion Gillian	FRA	Gillian Track Events GTE		R	6	20	<b>31:49.993</b>	11.909	0.612	162.7	5	1:28.726	175.2
7	41	Emidio Pesce	ITA	DR Formula RP Motorsport		R	7	20	<b>31:51.377</b>	13.293	1.384	162.6	4	1:28.925	174.8
8	99	Andrea Cola	ITA	Monolite Racing		R	8	20	<b>31:52.547</b>	14.463	1.170	162.5	11	1:28.111	176.4

**Fastest lap Gianluca Petecof in 1:27.241 at 178.2 Km/h in lap 9**

Published at:.....

Track Temp: **26.2 °C** Air Temp: **26.4 °C** Humidity: **44 %** Track Status: **DRY**

<b>Stewards:</b>	<b>Race Director:</b>	<b>Timekeeper:</b> 
------------------	-----------------------	---





**Red Bull Ring**  
**Formula Regional European Championship**  
**Race - 3**



**Provisional Classification by Driver Fastest Lap**

Cls	Nº	Driver	Nat	Competitor	Nat	Rookie	Cls	Laps	Best	Time	Gap	Interval	Km/h
1	10	Gianluca Petecof	BRA	Prema Powerteam	ITA	R	1	20	9	1:27.241			178.1
2	6	Oliver Rasmussen	DNK	Prema Powerteam	ITA	R	2	20	9	1:27.454	0.213	0.213	177.7
3	14	Arthur Leclerc	MCO	Prema Powerteam	ITA	R	3	20	6	1:27.492	0.251	0.038	177.6
4	11	Alessandro Famularo	VEN	Van Amersfoort Racing	NLD	R	4	20	11	1:27.578	0.337	0.086	177.4
5	55	Jamie Laura Chadwick	GBR	Prema Powerteam	ITA			20	9	1:27.676	0.435	0.098	177.2
6	40	Konsta Lappalainen	FIN	Kic Motorsport	FIN			20	7	1:27.751	0.510	0.075	177.1
7	3	Pierre-Louis Chovet	FRA	Van Amersfoort Racing	NLD	R	5	20	7	1:27.973	0.732	0.222	176.6
8	99	Andrea Cola	ITA	Monolite Racing	ITA	R	6	20	11	1:28.111	0.870	0.138	176.4
9	5	Patrick Pasma	FIN	Kic Motorsport	FIN			20	9	1:28.279	1.038	0.168	176.0
10	33	Henrion Gillian	FRA	Gillian Track Events GTE	FRA	R	7	20	5	1:28.726	1.485	0.447	175.2
11	41	Emidio Pesce	ITA	DR Formula RP Motorsport	PRT	R	8	20	4	1:28.925	1.684	0.199	174.8
12	2	Nico Göhler	DEU	Kic Motorsport	FIN			11	4	1:29.339	2.098	0.414	173.9





**Red Bull Ring**  
**Formula Regional European Championship**  
**Race - 3**  
**Distance and Speed Average**



Cls	Nº	Driver	Nat	Competitor	Nat	Rookie	Cls	Laps	Distance	Total Time	Km/h
1	10	Gianluca Petecof	BRA	Prema Powerteam	ITA	R	1	20	86.36	31:38.084	163.7
2	14	Arthur Leclerc	MCO	Prema Powerteam	ITA	R	2	20	86.36	31:40.830	163.5
3	6	Oliver Rasmussen	DNK	Prema Powerteam	ITA	R	3	20	86.36	31:41.499	163.5
4	11	Alessandro Famularo	VEN	Van Amersfoort Racing	NLD	R	4	20	86.36	31:42.973	163.3
5	55	Jamie Laura Chadwick	GBR	Prema Powerteam	ITA			20	86.36	31:43.599	163.3
6	5	Patrick Pasma	FIN	Kic Motorsport	FIN			20	86.36	31:48.264	162.9
7	3	Pierre-Louis Chovet	FRA	Van Amersfoort Racing	NLD	R	5	20	86.36	31:49.381	162.8
8	33	Henrion Gillian	FRA	Gillian Track Events GTE	FRA	R	6	20	86.36	31:49.993	162.7
9	41	Emidio Pesce	ITA	DR Formula RP Motorsport	PRT	R	7	20	86.36	31:51.377	162.6
10	99	Andrea Cola	ITA	Monolite Racing	ITA	R	8	20	86.36	31:52.547	162.5
11	40	Konsta Lappalainen	FIN	Kic Motorsport	FIN			20	86.36	31:53.516	162.4
<b>Not classified: (Requirements: 70% of number laps of leader = 14 Laps)</b>											
	2	Nico Göhler	DEU	Kic Motorsport	FIN			11	47.49	16:38.055	171.3





**Red Bull Ring**  
**Formula Regional European Championship**  
**Race - 3**  
**Lap Analysis**



**2** Nico Göhler F3 Tatuus 318 A.R.

**5** Patrick Pasma F3 Tatuus 318 A.R.

Kic Motorsport

Kic Motorsport

Lap	D	Time	Sector 1	Sector 2	Sector 3	T. Spd	Elapsed
1		1:39.504	32.116	40.397	26.991	224.0	1:39.504
2		1:30.566	22.485	40.377	27.704	225.0	3:10.070
3		1:29.585	22.682	39.957	26.946	225.4	4:39.655
4		1:29.339	22.609	40.007	26.723	225.4	6:08.994
5		1:29.810	22.566	40.517	26.727	224.5	7:38.804
6		1:29.439	22.645	40.033	26.761	224.5	9:08.243
7		1:29.370	22.518	39.952	26.900	224.0	10:37.613
8		1:29.994	22.658	40.424	26.912	225.0	12:07.607
9		1:30.481	22.719	40.655	27.107	225.4	13:38.088
10		1:29.618	22.571	40.133	26.914	223.1	15:07.706
11		1:30.349	22.814	40.430	27.105	222.2	16:38.055
12			22.836			221.7	

Lap	D	Time	Sector 1	Sector 2	Sector 3	T. Spd	Elapsed
1		1:36.645	29.224	40.509	26.912	224.0	1:36.645
2		1:30.546	22.310	40.296	27.940	229.7	3:07.191
3		1:28.465	22.370	39.401	26.694	228.3	4:35.656
4		1:29.113	22.176	40.013	26.924	230.7	6:04.769
5		1:28.677	22.141	39.673	26.863	230.7	7:33.446
6		1:28.823	22.132	39.840	26.851	229.7	9:02.269
7		1:28.777	22.300	39.856	26.621	228.3	10:31.046
8		1:30.372	22.178	41.434	26.760	229.2	12:01.418
9		1:28.279	22.265	39.533	26.481	228.8	13:29.697
10		1:28.463	22.189	39.404	26.870	229.2	14:58.160
11		1:28.885	22.211	39.951	26.723	228.8	16:27.045
12		1:29.291	22.285	40.436	26.570	230.2	17:56.336

**3** Pierre-Louis Chovet F3 Tatuus 318 A.R.

**13** Oliver Rasmussen F3 Tatuus 318 A.R.

R Van Amersfoort Racing

R Prema Powerteam

Lap	D	Time	Sector 1	Sector 2	Sector 3	T. Spd	Elapsed
1		1:34.747	26.740	40.809	27.198	225.0	1:34.747
2		1:29.610	22.686	40.103	26.821	225.4	3:04.357
3		1:28.820	22.297	39.816	26.707	229.2	4:33.177
4		1:28.393	22.151	39.607	26.635	228.8	6:01.570
5		1:28.169	22.328	39.370	26.471	226.8	7:29.739
6		1:28.215	22.278	39.464	26.473	227.3	8:57.954
7		1:27.973	22.165	39.242	26.566	226.4	10:25.927
8		1:28.061	22.175	39.331	26.555	226.4	11:53.988
9		1:28.097	22.162	39.406	26.529	226.4	13:22.085
10		1:28.573	22.241	39.809	26.523	226.8	14:50.658
11		1:28.203	22.156	39.557	26.490	226.8	16:18.861
12		1:28.173	22.221	39.401	26.551	226.4	17:47.034
13		1:48.201	22.194	48.933	37.074	226.4	19:35.235
14		2:16.031	30.601	1:01.287	44.143	119.7	21:51.266
15		1:38.191	22.312	39.687	36.192	228.3	23:29.457
16		2:21.091	33.550	58.803	48.738	163.8	25:50.548
17		1:30.239	22.743	40.296	27.200	223.1	27:20.787
18		1:29.645	22.157	40.122	27.366	232.2	28:50.432
19		1:29.531	22.471	40.121	26.939	227.3	30:19.963
20		1:29.418	22.246	40.094	27.078	226.8	31:49.381

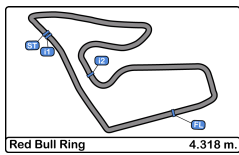
Lap	D	Time	Sector 1	Sector 2	Sector 3	T. Spd	Elapsed
13		1:41.513	23.001	42.253	36.259	203.7	19:37.849
14		2:14.590	29.350	1:01.457	43.783	114.5	21:52.439
15		1:37.401	22.290	40.002	35.109	228.3	23:29.840
16		2:20.772	33.698	58.525	48.549	144.5	25:50.612
17		1:29.720	22.678	39.953	27.089	224.0	27:20.332
18		1:29.380	22.461	39.990	26.929	223.6	28:49.712
19		1:29.210	22.397	39.693	27.120	224.0	30:18.922
20		1:29.342	22.365	39.703	27.274	224.5	31:48.264

**6** Oliver Rasmussen F3 Tatuus 318 A.R.

R Prema Powerteam

Lap	D	Time	Sector 1	Sector 2	Sector 3	T. Spd	Elapsed
1		1:32.990	25.459	40.865	26.666	225.4	1:32.990
2		1:28.208	22.281	39.490	26.437	228.3	3:01.198
3		1:28.163	22.260	39.479	26.424	229.2	4:29.361
4		1:28.177	22.023	39.680	26.474	231.2	5:57.538
5		1:28.049	22.137	39.508	26.404	228.8	7:25.587
6		1:27.724	22.117	39.272	26.335	227.8	8:53.311
7		1:27.755	22.234	39.275	26.246	227.8	10:21.066
8		1:27.517	22.198	39.179	26.140	227.3	11:48.583
9		1:27.454	22.100	39.140	26.214	228.3	13:16.037
10		1:27.845	22.133	39.340	26.372	227.8	14:43.882
11		1:27.817	22.176	39.429	26.212	228.3	16:11.699
12		1:27.820	22.198	39.413	26.209	228.3	17:39.519
13		1:51.781	22.125	52.297	37.359	228.3	19:31.300
14		2:18.315	31.598	1:02.258	44.459	125.8	21:49.615
15		1:37.519	22.283	39.638	35.598	228.8	23:27.134
16		2:21.724	33.163	59.689	48.872	140.8	25:48.858
17		1:28.733	22.334	40.021	26.378	230.7	27:17.591
18		1:28.105	22.197	39.527	26.381	228.3	28:45.696
19		1:27.800	22.133	39.284	26.383	227.8	30:13.496
20		1:28.003	22.165	39.410	26.428	227.3	31:41.499





**Red Bull Ring**  
**Formula Regional European Championship**  
**Race - 3**  
**Lap Analysis**



**10**

Gianluca Petecof

F3 Tatuus 318 A.R.

**14**

Arthur Leclerc

F3 Tatuus 318 A.R.

R

Prema Powerteam

R

Prema Powerteam

Lap D	Time	Sector 1	Sector 2	Sector 3	T. Spd	Elapsed	Lap D	Time	Sector 1	Sector 2	Sector 3	T. Spd	Elapsed
1	1:31.967	25.472	40.149	26.346	221.7	1:31.967	1	1:32.443	25.544	40.565	26.334	224.5	1:32.443
2	1:27.879	22.319	39.256	26.304	224.5	2:59.846	2	1:28.345	22.408	39.716	26.221	226.4	3:00.788
3	1:27.694	22.310	39.276	26.108	223.6	4:27.540	3	1:28.191	22.298	39.591	26.302	226.8	4:28.979
4	1:27.525	22.307	39.142	26.076	225.4	5:55.065	4	1:28.036	22.271	39.583	26.182	225.0	5:57.015
5	1:27.462	22.217	39.172	26.073	224.5	7:22.527	5	1:27.897	22.245	39.462	26.190	225.9	7:24.912
6	1:27.456	22.193	39.158	26.105	225.0	8:49.983	6	1:27.492	22.225	39.169	26.098	225.0	8:52.404
7	1:27.358	22.204	39.016	26.138	225.0	10:17.341	7	1:27.567	22.238	39.204	26.125	225.4	10:19.971
8	1:27.427	22.252	39.055	26.120	223.6	11:44.768	8	1:27.595	22.217	39.192	26.186	225.9	11:47.566
9	1:27.241	22.209	38.969	26.063	224.5	13:12.009	9	1:27.548	22.188	39.191	26.169	225.9	13:15.114
10	1:27.384	22.237	39.061	26.086	224.0	14:39.393	10	1:28.117	22.300	39.541	26.276	225.4	14:43.231
11	1:28.086	22.223	39.679	26.184	225.0	16:07.479	11	1:27.737	22.284	39.276	26.177	225.4	16:10.968
12	1:27.262	22.260	38.915	26.087	224.5	17:34.741	12	1:27.666	22.269	39.236	26.161	225.9	17:38.634
13	1:55.327	22.244	56.033	37.050	224.0	19:30.068	13	1:51.952	22.289	52.479	37.184	225.9	19:30.586
14	2:18.679	31.498	1:02.732	44.449	130.1	21:48.747	14	2:18.590	31.703	1:02.456	44.431	135.8	21:49.176
15	1:37.453	22.286	39.085	36.082	225.4	23:26.200	15	1:37.501	22.305	39.517	35.679	227.8	23:26.677
16	2:21.828	32.867	59.888	49.073	145.5	25:48.028	16	2:21.926	33.158	59.556	49.212	129.9	25:48.603
17	1:27.659	22.307	39.131	26.221	224.0	27:15.687	17	1:28.194	22.302	39.543	26.349	227.8	27:16.797
18	1:27.483	22.197	39.108	26.178	226.4	28:43.170	18	1:28.074	22.401	39.388	26.285	225.4	28:44.871
19	1:27.393	22.141	39.091	26.161	225.0	30:10.563	19	1:27.823	22.248	39.347	26.228	226.4	30:12.694
20	1:27.521	22.198	39.017	26.306	225.0	31:38.084	20	1:28.136	22.288	39.402	26.446	225.9	31:40.830

**11**

Alessandro Famularo

F3 Tatuus 318 A.R.

**33**

Henrion Gillian

F3 Tatuus 318 A.R.

R

Van Amersfoort Racing

R

Gillian Track Events GTE

Lap D	Time	Sector 1	Sector 2	Sector 3	T. Spd	Elapsed	Lap D	Time	Sector 1	Sector 2	Sector 3	T. Spd	Elapsed
1	1:33.729	26.653	40.329	26.747	225.9	1:33.729	1	1:35.928	27.627	40.399	27.902	225.9	1:35.928
2	1:28.444	22.191	39.609	26.644	229.7	3:02.173	2	1:29.421	22.449	40.182	26.790	227.3	3:05.349
3	1:28.315	22.195	39.484	26.636	230.2	4:30.488	3	1:29.106	22.576	39.904	26.626	222.2	4:34.455
4	1:28.224	22.283	39.436	26.505	229.2	5:58.712	4	1:29.042	22.539	40.029	26.474	219.5	6:03.497
5	1:27.716	22.167	39.153	26.396	229.2	7:26.428	5	1:28.726	22.562	39.763	26.401	219.9	7:32.223
6	1:27.904	22.109	39.398	26.397	230.2	8:54.332	6	1:28.930	22.612	39.892	26.426	219.0	9:01.153
7	1:27.865	22.234	39.223	26.408	229.2	10:22.197	7	1:29.034	22.596	40.004	26.434	218.6	10:30.187
8	1:27.863	22.117	39.385	26.361	229.7	11:50.060	8	1:28.840	22.579	39.803	26.458	217.7	11:59.027
9	1:27.949	22.178	39.348	26.423	229.2	13:18.009	9	1:29.039	22.634	39.892	26.513	218.1	13:28.066
10	1:27.728	22.165	39.269	26.294	229.2	14:45.737	10	1:29.057	22.660	39.848	26.549	217.7	14:57.123
11	1:27.578	22.099	39.111	26.368	229.2	16:13.315	11	1:29.472	22.783	40.170	26.519	216.8	16:26.595
12	1:27.736	22.062	39.297	26.377	228.8	17:41.051	12	1:29.242	22.578	40.293	26.371	220.8	17:55.837
13	1:51.265	22.237	51.707	37.321	229.2	19:32.316	13	1:41.086	23.185	41.618	36.283	216.8	19:36.923
14	2:17.889	31.360	1:01.838	44.691	127.9	21:50.205	14	2:15.416	29.828	1:01.333	44.255	109.7	21:52.339
15	1:37.460	22.201	39.668	35.591	230.7	23:27.665	15	1:38.598	23.028	40.214	35.356	216.8	23:30.937
16	2:21.554	33.392	59.380	48.782	136.8	25:49.219	16	2:20.613	34.161	58.112	48.340	138.6	25:51.550
17	1:29.123	22.292	40.076	26.755	231.7	27:18.342	17	1:30.033	22.568	40.616	26.849	224.0	27:21.583
18	1:28.159	22.144	39.381	26.634	229.7	28:46.501	18	1:29.573	22.540	39.974	27.059	224.5	28:51.156
19	1:28.230	22.260	39.433	26.537	229.7	30:14.731	19	1:29.467	22.578	39.948	26.941	223.6	30:20.623
20	1:28.242	22.160	39.424	26.658	229.7	31:42.973	20	1:29.370	22.510	40.147	26.713	223.6	31:49.993





**Red Bull Ring**  
**Formula Regional European Championship**  
**Race - 3**  
**Lap Analysis**



**40**

Konsta Lappalainen

F3 Tatuus 318 A.R. **55**

Jamie Laura Chadwick

F3 Tatuus 318 A.R.

Kic Motorsport

Prema Powerteam

Lap D	Time	Sector 1	Sector 2	Sector 3	T. Spd	Elapsed	Lap D	Time	Sector 1	Sector 2	Sector 3	T. Spd	Elapsed
1	1:34.241	26.710	40.568	26.963	225.0	1:34.241	1	1:35.008	26.809	41.052	27.147	226.4	1:35.008
2	1:28.641	22.364	39.703	26.574	227.8	3:02.882	2	1:28.645	22.440	39.783	26.422	223.1	3:03.653
3	1:28.351	22.419	39.394	26.538	227.3	4:31.233	3	1:28.369	22.338	39.545	26.486	227.8	4:32.022
4	1:28.176	22.219	39.494	26.463	227.3	5:59.409	4	1:28.016	22.267	39.253	26.496	227.8	6:00.038
5	1:28.049	22.346	39.335	26.368	227.3	7:27.458	5	1:28.015	22.186	39.461	26.368	229.7	7:28.053
6	1:27.999	22.342	39.185	26.472	225.9	8:55.457	6	1:28.006	22.276	39.364	26.366	228.3	8:56.059
7	1:27.751	22.251	39.241	26.259	227.3	10:23.208	7	1:28.013	22.297	39.372	26.344	228.8	10:24.072
8	1:27.792	22.192	39.218	26.382	227.8	11:51.000	8	1:27.879	22.167	39.282	26.430	228.8	11:51.951
9	1:27.912	22.253	39.367	26.292	227.3	13:18.912	9	1:27.676	22.177	39.241	26.258	228.8	13:19.627
10	1:27.915	22.205	39.274	26.436	228.3	14:46.827	10	1:27.808	22.156	39.323	26.329	229.2	14:47.435
11	1:27.789	22.226	39.211	26.352	226.8	16:14.616	11	1:28.053	22.330	39.414	26.309	227.8	16:15.488
12	1:27.912	22.231	39.316	26.365	226.8	17:42.528	12	1:27.758	22.248	39.290	26.220	228.8	17:43.246
13	1:51.041	22.436	50.809	37.796	191.1	19:33.569	13	1:51.270	22.458	51.489	37.323	171.1	19:34.516
14	2:17.012	30.859	1:01.596	44.557	128.5	21:50.581	14	2:17.091	30.726	1:01.258	45.107	122.0	21:51.607
15	2:40.869	1:33.425	40.356	27.088	178.8	24:31.450	15	1:37.262	22.368	39.733	35.161	228.8	23:28.869
16	1:29.511	22.749	39.875	26.887	223.6	26:00.961	16	2:21.203	33.283	58.929	48.991	144.9	25:50.072
17	1:28.423	22.454	39.456	26.513	225.4	27:29.384	17	1:28.700	22.354	39.536	26.810	227.3	27:18.772
18	1:28.219	22.336	39.440	26.443	225.9	28:57.603	18	1:28.293	22.174	39.549	26.570	229.7	28:47.065
19	1:27.925	22.190	39.353	26.382	226.8	30:25.528	19	1:28.404	22.275	39.478	26.651	229.2	30:15.469
20	1:27.988	22.242	39.372	26.374	226.4	31:53.516	20	1:28.130	22.264	39.209	26.657	227.8	31:43.599

**41**

Emidio Pesce

F3 Tatuus 318 A.R. **99**

Andrea Cola

F3 Tatuus 318 A.R.

R

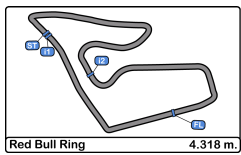
DR Formula RP Motorsport

R

Monolite Racing

Lap D	Time	Sector 1	Sector 2	Sector 3	T. Spd	Elapsed	Lap D	Time	Sector 1	Sector 2	Sector 3	T. Spd	Elapsed
1	1:35.682	27.560	40.672	27.450	225.9	1:35.682	1	1:36.155	27.782	40.855	27.518	218.1	1:36.155
2	1:35.772	22.406	39.988	33.378	229.2	3:11.454	2	1:30.318	22.453	40.536	27.329	229.2	3:06.473
3	1:29.326	22.687	39.834	26.805	225.9	4:40.780	3	1:28.639	22.409	39.749	26.481	225.0	4:35.112
4	1:28.925	22.424	39.763	26.738	226.8	6:09.705	4	1:29.312	22.433	40.087	26.792	227.3	6:04.424
5	1:29.577	22.382	40.368	26.827	227.8	7:39.282	5	1:28.522	22.257	39.731	26.534	226.8	7:32.946
6	1:29.647	22.411	40.244	26.992	228.8	9:08.929	6	1:28.835	22.182	40.060	26.593	227.3	9:01.781
7	1:29.107	22.436	39.908	26.763	227.3	10:38.036	7	1:29.024	22.249	40.052	26.723	227.3	10:30.805
8	1:29.919	22.352	40.561	27.006	228.8	12:07.955	8	1:29.973	22.446	41.030	26.497	224.5	12:00.778
9	1:30.400	22.380	40.845	27.175	226.8	13:38.355	9	1:28.211	22.432	39.226	26.553	224.5	13:28.989
10	1:29.818	22.609	40.304	26.905	227.8	15:08.173	10	1:28.650	22.339	39.748	26.563	225.9	14:57.639
11	1:30.185	22.481	40.639	27.065	229.7	16:38.358	11	1:28.111	22.238	39.391	26.482	225.4	16:25.750
12	1:31.000	22.492	40.779	27.729	225.0	18:09.358	12	1:28.327	22.528	39.460	26.339	223.6	17:54.077
13	1:31.591	23.339	40.576	27.676	224.5	19:40.949	13	1:41.983	22.365	42.621	36.997	221.7	19:36.060
14	2:12.002	26.831	1:01.278	43.893	115.8	21:52.951	14	2:15.886	30.168	1:01.311	44.407	114.5	21:51.946
15	1:38.359	22.433	40.701	35.225	229.2	23:31.310	15	1:38.350	22.352	40.915	35.083	228.8	23:30.296
16	2:20.633	34.693	57.635	48.305	141.1	25:51.943	16	2:20.695	33.963	58.281	48.451	140.6	25:50.991
17	1:30.248	22.384	40.575	27.289	231.7	27:22.191	17	1:30.175	22.673	40.238	27.264	229.7	27:21.166
18	1:29.703	22.445	40.282	26.976	228.8	28:51.894	18	1:29.456	22.426	39.842	27.188	226.8	28:50.622
19	1:29.610	22.468	40.159	26.983	229.2	30:21.504	19	1:29.645	22.310	40.312	27.023	226.8	30:20.267
20	1:29.873	22.545	40.303	27.025	227.8	31:51.377	20	1:32.280	22.323	43.056	26.901	226.8	31:52.547





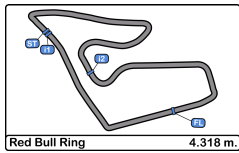
**Red Bull Ring**  
**Formula Regional European Championship**  
**Race - 3**  
**Analysis by Lap**



Num	Lap Time	Gap	Num	Lap Time	Gap	Num	Lap Time	Gap	Num	Lap Time	Gap	Num	Lap Time	Gap
<b>Lap 1</b>			41	1:29.326	13.240	5	1:28.823	12.286	33	1:29.039	16.057	55	1:27.758	08.505
10	1:31.967		<b>Num Lap Time Gap</b>			2	1:29.439	18.260	99	1:28.211	16.980	3	1:28.173	12.293
14	1:32.443	00.476	<b>Lap 4</b>			41	1:29.647	18.946	5	1:28.279	17.688	99	1:28.327	19.336
6	1:32.990	01.023	10	1:27.525		<b>Num Lap Time Gap</b>			2	1:30.481	26.079	33	1:29.242	21.096
11	1:33.729	01.762	14	1:28.036	01.950	<b>Lap 7</b>			41	1:30.400	26.346	5	1:29.291	21.595
40	1:34.241	02.274	6	1:28.177	02.473	10	1:27.358		<b>Num Lap Time Gap</b>			41	1:31.000	34.617
3	1:34.747	02.780	11	1:28.224	03.647	14	1:27.567	02.630	<b>Lap 10</b>			<b>Num Lap Time Gap</b>		
55	1:35.008	03.041	40	1:28.176	04.344	6	1:27.755	03.725	10	1:27.384		<b>Lap 13</b>		
41	1:35.682	03.715	55	1:28.016	04.973	11	1:27.865	04.856	14	1:28.117	03.838	10	1:55.327	
33	1:35.928	03.961	3	1:28.393	06.505	40	1:27.751	05.867	6	1:27.845	04.489	14	1:51.952	00.518
99	1:36.155	04.188	33	1:29.042	08.432	55	1:28.013	06.731	11	1:27.728	06.344	6	1:51.781	01.232
5	1:36.645	04.678	99	1:29.312	09.359	3	1:27.973	08.586	40	1:27.915	07.434	11	1:51.265	02.248
2	1:39.504	07.537	5	1:29.113	09.704	33	1:29.034	12.846	55	1:27.808	08.042	40	1:51.041	03.501
<b>Num Lap Time Gap</b>			2	1:29.339	13.929	99	1:29.024	13.464	3	1:28.573	11.265	55	1:51.270	04.448
<b>Lap 2</b>			41	1:28.925	14.640	5	1:28.777	13.705	33	1:29.057	17.730	3	1:48.201	05.167
10	1:27.879		<b>Num Lap Time Gap</b>			2	1:29.370	20.272	99	1:28.650	18.246	99	1:41.983	05.992
14	1:28.345	00.942	<b>Lap 5</b>			41	1:29.107	20.695	5	1:28.463	18.767	33	1:41.086	06.855
6	1:28.208	01.352	10	1:27.462		<b>Num Lap Time Gap</b>			2	1:29.618	28.313	5	1:41.513	07.781
11	1:28.444	02.327	14	1:27.897	02.385	<b>Lap 8</b>			41	1:29.818	28.780	41	1:31.591	10.881
40	1:28.641	03.036	6	1:28.049	03.060	10	1:27.427		<b>Num Lap Time Gap</b>			<b>Num Lap Time Gap</b>		
55	1:28.645	03.807	11	1:27.716	03.901	14	1:27.595	02.798	<b>Lap 11</b>			<b>Lap 14</b>		
3	1:29.610	04.511	40	1:28.049	04.931	6	1:27.517	03.815	10	1:28.086		10	2:18.679	
33	1:29.421	05.503	55	1:28.015	05.526	11	1:27.863	05.292	14	1:27.737	03.489	14	2:18.590	00.429
99	1:30.318	06.627	3	1:28.169	07.212	40	1:27.792	06.232	6	1:27.817	04.220	6	2:18.315	00.868
5	1:30.546	07.345	33	1:28.726	09.696	55	1:27.879	07.183	11	1:27.578	05.836	11	2:17.889	01.458
2	1:30.566	10.224	99	1:28.522	10.419	3	1:28.061	09.220	40	1:27.789	07.137	40	2:17.012	01.834
41	1:35.772	11.608	5	1:28.677	10.919	33	1:28.840	14.259	55	1:28.053	08.009	3	2:16.031	02.519
<b>Num Lap Time Gap</b>			2	1:29.810	16.277	99	1:29.973	16.010	3	1:28.203	11.382	55	2:17.091	02.860
<b>Lap 3</b>			41	1:29.577	16.755	5	1:30.372	16.650	99	1:28.111	18.271	99	2:15.886	03.199
10	1:27.694		<b>Num Lap Time Gap</b>			2	1:29.994	22.839	33	1:29.472	19.116	33	2:15.416	03.592
14	1:28.191	01.439	<b>Lap 6</b>			41	1:29.919	23.187	5	1:28.885	19.566	5	2:14.590	03.692
6	1:28.163	01.821	10	1:27.456		<b>Num Lap Time Gap</b>			2	1:30.349	30.576	41	2:12.002	04.204
11	1:28.315	02.948	14	1:27.492	02.421	<b>Lap 9</b>			41	1:30.185	30.879	<b>Num Lap Time Gap</b>		
40	1:28.351	03.693	6	1:27.724	03.328	10	1:27.241		<b>Num Lap Time Gap</b>			<b>Lap 15</b>		
55	1:28.369	04.482	11	1:27.904	04.349	14	1:27.548	03.105	<b>Lap 12</b>			10	1:37.453	
3	1:28.820	05.637	40	1:27.999	05.474	6	1:27.454	04.028	10	1:27.262		14	1:37.501	00.477
33	1:29.106	06.915	55	1:28.006	06.076	11	1:27.949	06.000	14	1:27.666	03.893	6	1:37.519	00.934
99	1:28.639	07.572	3	1:28.215	07.971	40	1:27.912	06.903	6	1:27.820	04.778	11	1:37.460	01.465
5	1:28.465	08.116	33	1:28.930	11.170	55	1:27.676	07.618	11	1:27.736	06.310	55	1:37.262	02.669
2	1:29.585	12.115	99	1:28.835	11.798	3	1:28.097	10.076	40	1:27.912	07.787	3	1:38.191	03.257







**Red Bull Ring**  
**Formula Regional European Championship**  
**Race - 3**  
**Analysis by Lap**



Num	Lap Time	Gap
5	1:37.401	03.640
99	1:38.350	04.096
33	1:38.598	04.737
41	1:38.359	05.110
40	2:40.869	1:05.250

Num	Lap Time	Gap
99	1:29.456	07.452
33	1:29.573	07.986
41	1:29.703	08.724
40	1:28.219	14.433

**Lap 16**

Num	Lap Time	Gap
10	2:21.828	
14	2:21.926	00.575
6	2:21.724	00.830
11	2:21.554	01.191
55	2:21.203	02.044
3	2:21.091	02.520
5	2:20.772	02.584
99	2:20.695	02.963
33	2:20.613	03.522
41	2:20.633	03.915
40	1:29.511	12.933

**Lap 19**

Num	Lap Time	Gap
10	1:27.393	
14	1:27.823	02.131
6	1:27.800	02.933
11	1:28.230	04.168
55	1:28.404	04.906
5	1:29.210	08.359
3	1:29.531	09.400
99	1:29.645	09.704
33	1:29.467	10.060
41	1:29.610	10.941
40	1:27.925	14.965

**Lap 17**

Num	Lap Time	Gap
10	1:27.659	
14	1:28.194	01.110
6	1:28.733	01.904
11	1:29.123	02.655
55	1:28.700	03.085
5	1:29.720	04.645
3	1:30.239	05.100
99	1:30.175	05.479
33	1:30.033	05.896
41	1:30.248	06.504
40	1:28.423	13.697

**Lap 20**

Num	Lap Time	Gap
10	1:27.521	
14	1:28.136	02.746
6	1:28.003	03.415
11	1:28.242	04.889
55	1:28.130	05.515
5	1:29.342	10.180
3	1:29.418	11.297
33	1:29.370	11.909
41	1:29.873	13.293
99	1:32.280	14.463
40	1:27.988	15.432

**Lap 18**

Num	Lap Time	Gap
10	1:27.483	
14	1:28.074	01.701
6	1:28.105	02.526
11	1:28.159	03.331
55	1:28.293	03.895
5	1:29.380	06.542
3	1:29.645	07.262



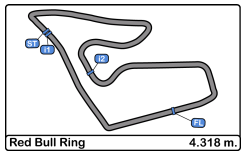


**Red Bull Ring**  
**Formula Regional European Championship**  
**Race - 3**  
**Best Sectors Results**



Sector - 1			Sector - 2			Sector - 3			Ideal Lap vs Best Lap						
Clas	Nº	Driver	Time	Nº	Driver	Time	Nº	Driver	Time	Clas	Nº	Driver	Ideal Lap	Best Lap	Clas
1	6	Oliver Rasmussen	22.023	10	Gianluca Petecof	38.915	10	Gianluca Petecof	26.063	1	10	Gianluca Petecof	1:27.119	1:27.241	1
2	11	Alessandro Famularo	22.062	11	Alessandro Famularo	39.111	14	Arthur Leclerc	26.098	2	6	Oliver Rasmussen	1:27.303	1:27.454	2
3	5	Patrick Pasma	22.132	6	Oliver Rasmussen	39.140	6	Oliver Rasmussen	26.140	3	14	Arthur Leclerc	1:27.455	1:27.492	3
4	10	Gianluca Petecof	22.141	14	Arthur Leclerc	39.169	55	Jamie Laura Chadwi	26.220	4	11	Alessandro Famularo	1:27.467	1:27.578	4
5	3	Pierre-Louis Chovet	22.151	40	Konsta Lappalainen	39.185	40	Konsta Lappalainen	26.259	5	55	Jamie Laura Chadwi	1:27.585	1:27.676	5
6	55	Jamie Laura Chadwi	22.156	55	Jamie Laura Chadwi	39.209	11	Alessandro Famularo	26.294	6	40	Konsta Lappalainen	1:27.634	1:27.751	6
7	99	Andrea Cola	22.182	99	Andrea Cola	39.226	99	Andrea Cola	26.339	7	99	Andrea Cola	1:27.747	1:28.111	8
8	14	Arthur Leclerc	22.188	3	Pierre-Louis Chovet	39.242	33	Henrion Gillian	26.371	8	3	Pierre-Louis Chovet	1:27.864	1:27.973	7
9	40	Konsta Lappalainen	22.190	5	Patrick Pasma	39.401	3	Pierre-Louis Chovet	26.471	9	5	Patrick Pasma	1:28.014	1:28.279	9
10	41	Emidio Pesce	22.352	41	Emidio Pesce	39.763	5	Patrick Pasma	26.481	10	33	Henrion Gillian	1:28.583	1:28.726	10
11	33	Henrion Gillian	22.449	33	Henrion Gillian	39.763	2	Nico Göhler	26.723	11	41	Emidio Pesce	1:28.853	1:28.925	11
12	2	Nico Göhler	22.485	2	Nico Göhler	39.952	41	Emidio Pesce	26.738	12	2	Nico Göhler	1:29.160	1:29.339	12





**Red Bull Ring**  
**Formula Regional European Championship**  
**Race - 3**  
**Leader Sequence**



<b>Nº</b>	<b>Driver</b>	<b>Nat</b>	<b>Competitor</b>	<b>Nat</b>	<b>Rookie</b>	<b>Start Lap</b>	<b>End Lap</b>	<b>Laps</b>	<b>Total Laps</b>
10	Gianluca Petecof	BRA	Prema Powerteam	ITA	R	1	20	20	20



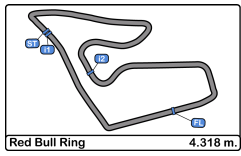


**Red Bull Ring**  
**Formula Regional European Championship**  
**Race - 3**  
**Best 5 Lap Times**



Cls	Nº	Driver	Nat	Competitor	Nat	Rookie	Cls	Best 1		Best 2		Best 3		Best 4		Best 5	
								Time	Lap	Time	Lap	Time	Lap	Time	Lap	Time	Lap
1	10	Gianluca Petecof	BRA	Prema Powerteam	ITA	R	1	1:27.241	9	1:27.262	12	1:27.358	7	1:27.384	10	1:27.393	19
2	6	Oliver Rasmussen	DNK	Prema Powerteam	ITA	R	2	1:27.454	9	1:27.517	8	1:27.724	6	1:27.755	7	1:27.800	19
3	14	Arthur Leclerc	MC	Prema Powerteam	ITA	R	3	1:27.492	6	1:27.548	9	1:27.567	7	1:27.595	8	1:27.666	12
4	11	Alessandro Famularo	VEN	Van Amersfoort Racing	NLD	R	4	1:27.578	11	1:27.716	5	1:27.728	10	1:27.736	12	1:27.863	8
5	55	Jamie Laura Chadwick	GBR	Prema Powerteam	ITA			1:27.676	9	1:27.758	12	1:27.808	10	1:27.879	8	1:28.006	6
6	40	Konsta Lappalainen	FIN	Kic Motorsport	FIN			1:27.751	7	1:27.789	11	1:27.792	8	1:27.912	9	1:27.912	12
7	3	Pierre-Louis Chovet	FRA	Van Amersfoort Racing	NLD	R	5	1:27.973	7	1:28.061	8	1:28.097	9	1:28.169	5	1:28.173	12
8	99	Andrea Cola	ITA	Monolite Racing	ITA	R	6	1:28.111	11	1:28.211	9	1:28.327	12	1:28.522	5	1:28.639	3
9	5	Patrick Pasma	FIN	Kic Motorsport	FIN			1:28.279	9	1:28.463	10	1:28.465	3	1:28.677	5	1:28.777	7
10	33	Henrion Gillian	FRA	Gillian Track Events GTE	FRA	R	7	1:28.726	5	1:28.840	8	1:28.930	6	1:29.034	7	1:29.039	9
11	41	Emidio Pesce	ITA	DR Formula RP Motorsport	PRT	R	8	1:28.925	4	1:29.107	7	1:29.326	3	1:29.577	5	1:29.610	19
12	2	Nico Göhler	DEU	Kic Motorsport	FIN			1:29.339	4	1:29.370	7	1:29.439	6	1:29.585	3	1:29.618	10



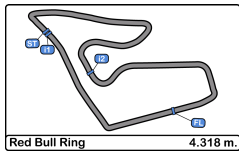


**Red Bull Ring**  
**Formula Regional European Championship**  
**Race - 3**  
**Best 5 Top Speeds**



Cls	Nº	Driver	Nat	Competitor	Nat	Rookie	Cls	Top 1		Top 2		Top 3		Top 4		Top 5		Avg
								Km/h	Lap	Km/h	Lap	Km/h	Lap	Km/h	Lap	Km/h	Lap	
1	3	Pierre-Louis Chovet	FRA	Van Amersfoort Racing	NLD	R	1	232.2	18	229.2	3	228.8	4	228.3	15	227.3	6	229.2
2	11	Alessandro Famularo	VEN	Van Amersfoort Racing	NLD	R	2	231.7	17	230.7	15	230.2	3	230.2	6	229.7	2	230.5
3	41	Emidio Pesce	ITA	DR Formula RP Motorsport	PRT	R	3	231.7	17	229.7	11	229.2	2	229.2	15	229.2	19	229.8
4	6	Oliver Rasmussen	DNK	Prema Powerteam	ITA	R	4	231.2	4	230.7	17	229.2	3	228.8	5	228.8	15	229.7
5	5	Patrick Pasma	FIN	Kic Motorsport	FIN			230.7	4	230.7	5	230.2	12	229.7	2	229.7	6	230.2
6	55	Jamie Laura Chadwick	GBR	Prema Powerteam	ITA			229.7	5	229.7	18	229.2	10	229.2	19	228.8	7	229.3
7	99	Andrea Cola	ITA	Monolite Racing	ITA	R	5	229.7	17	229.2	2	228.8	15	227.3	4	227.3	6	228.5
8	40	Konsta Lappalainen	FIN	Kic Motorsport	FIN			228.3	10	227.8	2	227.8	8	227.3	3	227.3	4	227.7
9	14	Arthur Leclerc	MC	Prema Powerteam	ITA	R	6	227.8	15	227.8	17	226.8	3	226.4	2	226.4	19	227.0
10	33	Henrion Gillian	FRA	Gillian Track Events GTE	FRA	R	7	227.3	2	225.9	1	224.5	18	224.0	17	223.6	19	225.1
11	10	Gianluca Petecof	BRA	Prema Powerteam	ITA	R	8	226.4	18	225.4	4	225.4	15	225.0	6	225.0	7	225.4
12	2	Nico Göhler	DEU	Kic Motorsport	FIN			225.4	3	225.4	4	225.4	9	225.0	2	225.0	8	225.2



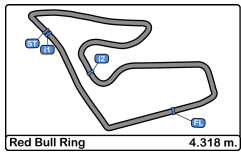


**Red Bull Ring**  
**Formula Regional European Championship**  
**Race - 3**  
**Fastest Laps Sequence**



Lap	Time of Day	Session Time	Nº	Driver	Nat	Competitor	Nat	Rookie	Time	Km/h
2	17:01:33.780	2:59.780	10	Gianluca Petecof	BRA	Prema Powerteam	ITA	R	1:27.879	176.8
3	17:03:01.474	4:27.474	10	Gianluca Petecof	BRA	Prema Powerteam	ITA	R	1:27.694	177.2
4	17:04:28.999	5:54.999	10	Gianluca Petecof	BRA	Prema Powerteam	ITA	R	1:27.525	177.6
5	17:05:56.461	7:22.461	10	Gianluca Petecof	BRA	Prema Powerteam	ITA	R	1:27.462	177.7
6	17:07:23.917	8:49.917	10	Gianluca Petecof	BRA	Prema Powerteam	ITA	R	1:27.456	177.7
7	17:08:51.275	10:17.275	10	Gianluca Petecof	BRA	Prema Powerteam	ITA	R	1:27.358	177.9
9	17:11:45.943	13:11.943	10	Gianluca Petecof	BRA	Prema Powerteam	ITA	R	1:27.241	178.1

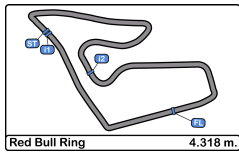




**Red Bull Ring**  
**Formula Regional European Championship**  
**Race - 3**  
**Event Best Maximum Speed**



<b>Nº</b>	<b>Driver</b>	<b>Nat</b>	<b>Competitor</b>	<b>Nat</b>	<b>Rookie</b>	<b>Km/h</b>	<b>Session</b>
11	Alessandro Famularo	VEN	Van Amersfoort Racing	NLD	R	234.7	Race - 2
5	Patrick Pasma	FIN	Kic Motorsport	FIN		233.2	Race - 2
10	Gianluca Petecof	BRA	Prema Powerteam	ITA	R	232.7	Qualifying - 1
3	Pierre-Louis Chovet	FRA	Van Amersfoort Racing	NLD	R	232.7	Qualifying - 2
2	Nico Göhler	DEU	Kic Motorsport	FIN		232.7	Race - 1
55	Jamie Laura Chadwick	GBR	Prema Powerteam	ITA		232.7	Race - 2
14	Arthur Leclerc	MCO	Prema Powerteam	ITA	R	232.2	Qualifying - 1
41	Emidio Pesce	ITA	DR Formula RP Motorsport	PRT	R	231.7	Race - 3
6	Oliver Rasmussen	DNK	Prema Powerteam	ITA	R	231.2	Race - 1
40	Konsta Lappalainen	FIN	Kic Motorsport	FIN		230.7	Qualifying - 1
99	Andrea Cola	ITA	Monolite Racing	ITA	R	230.7	Race - 1
33	Henrion Gillian	FRA	Gillian Track Events GTE	FRA	R	228.3	Race - 1



**Red Bull Ring**  
**Formula Regional European Championship**  
**Race - 3**  
**Lap Chart**



**LAP**

Nr	Pos	Grid	1	2	3	4	5	6	7	8	9	10	11	12	13	14	15	16	17	18	19	20
10	1	10	10	10	10	10	10	10	10	10	10	10	10	10	10	10	10	10	10	10	10	10
6	2	6	14	14	14	14	14	14	14	14	14	14	14	14	14	14	14	14	14	14	14	14
14	3	14	6	6	6	6	6	6	6	6	6	6	6	6	6	6	6	6	6	6	6	6
5	4	5	11	11	11	11	11	11	11	11	11	11	11	11	11	11	11	11	11	11	11	11
3	5	3	40	40	40	40	40	40	40	40	40	40	40	40	40	40	55	55	55	55	55	55
11	6	11	3	55	55	55	55	55	55	55	55	55	55	55	55	3	3	3	5	5	5	5
55	7	55	55	3	3	3	3	3	3	3	3	3	3	3	3	55	5	5	3	3	3	3
2	8	2	41	33	33	33	33	33	33	33	33	33	33	99	99	99	99	99	99	99	99	99
40	9	40	33	99	99	99	99	99	99	99	99	99	33	33	33	33	33	33	33	33	33	41
99	10	99	99	5	5	5	5	5	5	5	5	5	5	5	5	41	41	41	41	41	41	99
41	11	41	5	2	2	2	2	2	2	2	2	2	2	41	41	41	40	40	40	40	40	40
33	12	33	2	41	41	41	41	41	41	41	41	41	41	41	41	41	40	40	40	40	40	40



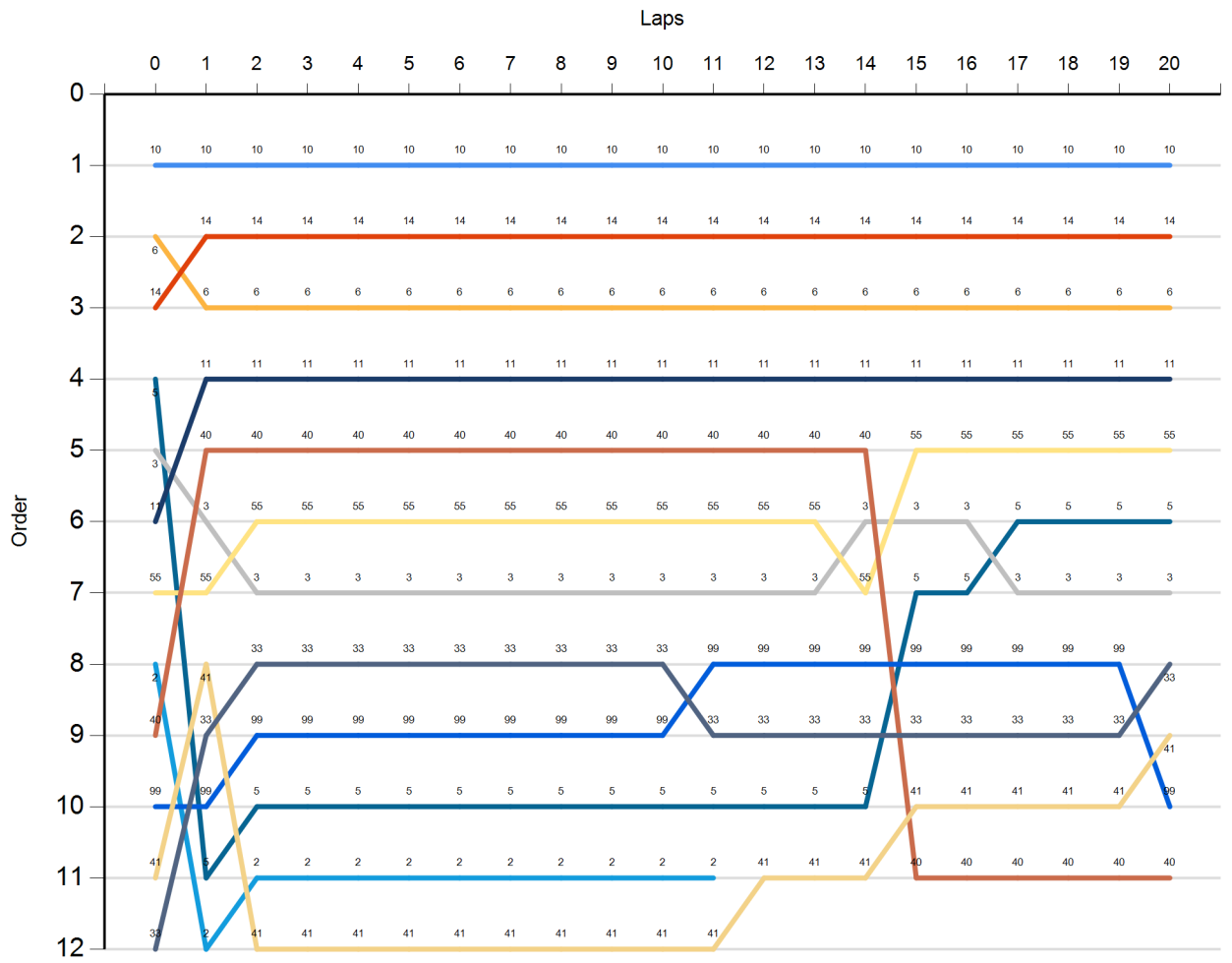


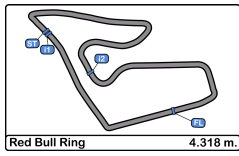


**Red Bull Ring**  
**Formula Regional European Championship**  
**Race - 3**  
**Graphic Lap Chart**



- 10
- 6
- 14
- 5
- 3
- 11
- 55
- 2
- 40
- 99
- 41
- 33



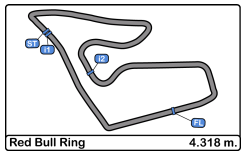


**Red Bull Ring**  
**Formula Regional European Championship**  
**Race - 3**  
**Pit Stop Analysis**



N°	In Day	Time	Driver	Nat	Competitor	Nat	In Time	Stop N°	Pit Time	Handicap	Penalty
----	--------	------	--------	-----	------------	-----	---------	---------	----------	----------	---------

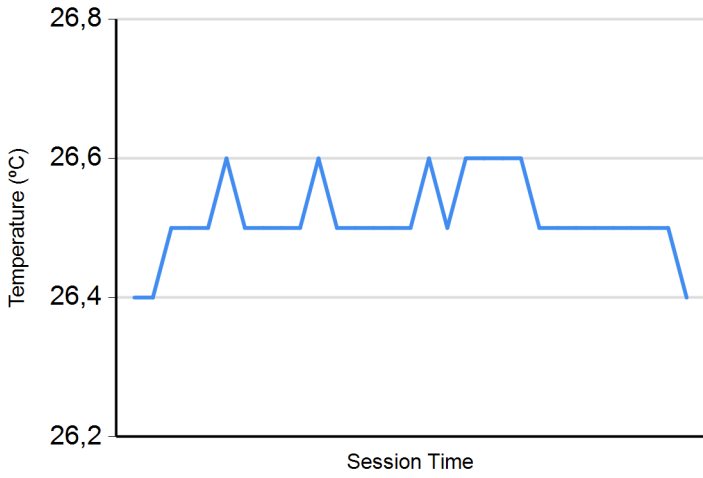




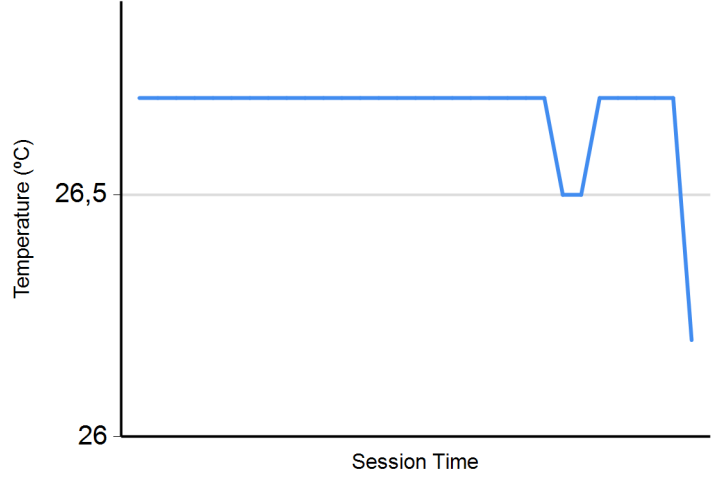
**Red Bull Ring**  
**Formula Regional European Championship**  
**Race - 3**  
**Weather Report**



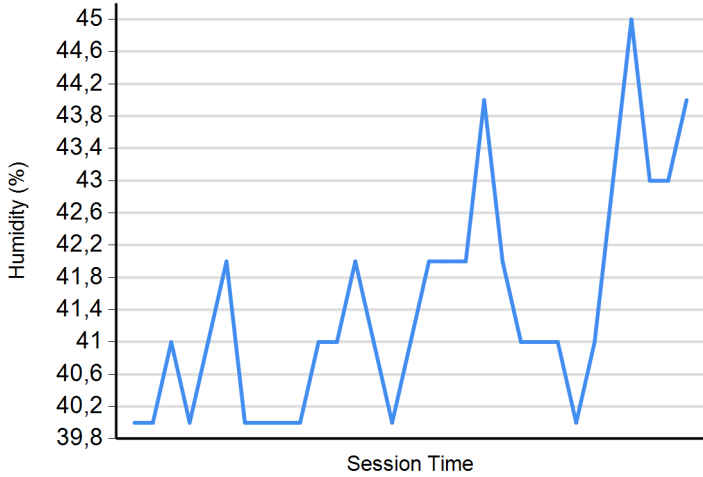
**Air Temperature**



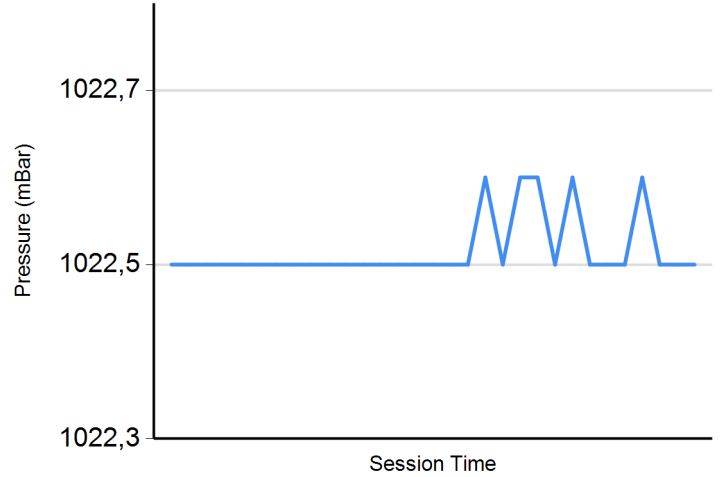
**Track Temperature**



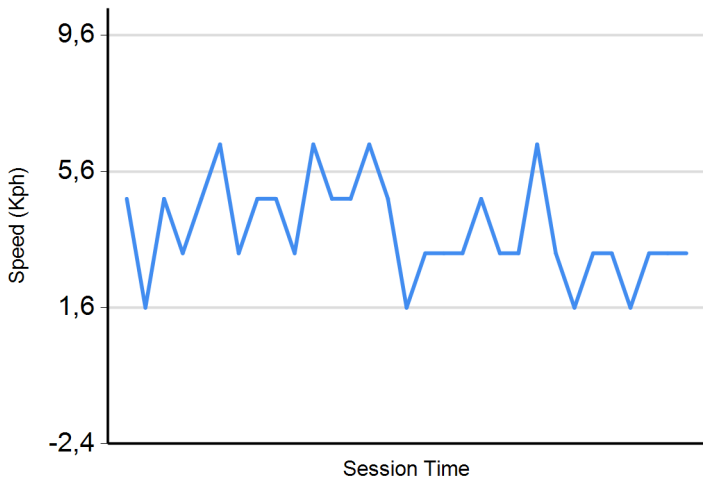
**Humidity**



**Pressure**



**Wind Speed**



**Wind direction**

North = 0°/360° Est = 90° South = 180° West = 270°

