

# ACI Racing Weekend Mugello 01-04 Ottobre 2020

## Formula Regional European Championship - Results Race 1

Aut. Int. Mugello Auto 5.245 m

Laps 14 = 73,430 km - Avg 133,877 km/h - Race Time 32'54.562

No.	Driver	Nat	Entrant	Team	Car	Class	Laps	Time	Gap	Rel.	Fastest Lap
1P	<b>14 LECLERC</b> Arthur	MON	Prema Powerteam	Prema Powerteam	F3 Tatuus 318 A.R.	R	14	32'54.562		14	2'04.634
2	<b>4 VIPS</b> Juri	EST	KIC Motorsport	KIC Motorsport	F3 Tatuus 318 A.R.	R	14	33'04.776	<b>10.214</b>	<b>10.214</b>	14 <b>2'04.250</b>
3	<b>6 RASMUSSEN</b> Oliver	DEN	Prema Powerteam	Prema Powerteam	F3 Tatuus 318 A.R.	R	14	33'18.909	<b>24.347</b>	<b>14.133</b>	14 2'07.867
4	<b>10 PETECOF</b> Gianluca	BRA	Prema Powerteam	Prema Powerteam	F3 Tatuus 318 A.R.	R	14	33'19.214	<b>24.652</b>	<b>0.305</b>	12 2'06.283
5	<b>3 CHOVET</b> Pierre Louis	FRA	Van Amersfoort Racing	Van Amersfoort Racing	F3 Tatuus 318 A.R.	R	14	33'25.160	<b>30.598</b>	<b>5.946</b>	14 2'06.826
6	<b>11 FAMULARO</b> Alessandro	VEN	Van Amersfoort Racing	Van Amersfoort Racing	F3 Tatuus 318 A.R.	R	14	33'44.819	<b>50.257</b>	<b>19.659</b>	13 2'09.973
7	<b>40 LAPPALAINEN</b> Konsta	FIN	KIC Motorsport	KIC Motorsport	F3 Tatuus 318 A.R.	R	14	33'49.739	<b>55.177</b>	<b>4.920</b>	6 2'11.116
8	<b>5 PASMA</b> Patrick	FIN	KIC Motorsport	KIC Motorsport	F3 Tatuus 318 A.R.	R	14	33'50.787	<b>56.225</b>	<b>1.048</b>	14 2'08.017
9	<b>55 CHADWICK</b> Jamie Laura	GBR	Prema Powerteam	Prema Powerteam	F3 Tatuus 318 A.R.	R	14	34'20.383	<b>1'25.821</b>	<b>29.596</b>	14 2'11.572
----- <b>Not Classified</b> -----											
RET	<b>41 PESCE</b> Emilio	ITA	DR Formula RP Motorsport	DR Formula RP Motorsport	F3 Tatuus 318 A.R.	R	7	19'23.468	<b>7 Laps</b>	4	2'24.759
RET	<b>99 COLA</b> Andrea	ITA	Monolite Racing	Monolite Racing	F3 Tatuus 318 A.R.	R	2	7'18.861	<b>12 Laps</b>	2	3'29.959
NS	<b>33 HENRION</b> Gillian	FRA	Henrion Samuel GTE	Gillian Track Events GTE	F3 Tatuus 318 A.R.	R					

Starting: 12 Classified: 9 Not Classified: 0 Retired: 2 Not Started: 1

Fastest Lap N. 14 No. 4 Juri Vips Time 2'04.250 Avg. 151,968 Km/h

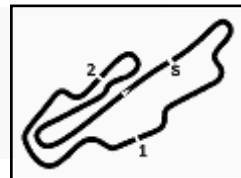
n.14 (Leclerc A.) 10 sec penalty-Overtake YF

Humidity:	64%	AIR	19°C
Condition:	WET	Temp:	16°C

Race Director : Alessandro Ferrari

Clerk of the Course : Antonio Canu

03/10/2020 Start 14:30 End 15:04



# ACI Racing Weekend Mugello 01-04 Ottobre 2020

## Formula Regional European Championship - Results by Class Race 1

Aut. Int. Mugello Auto 5.245 m

### Rookie

Laps 14 = 73,430 km - Avg 133,877 km/h - Race Time 32'54.562

No.	Driver	Nat	Entrant	Team	Car	Laps	Time	Gap	Rel.	Fastest Lap
1P	<b>14 LECLERC</b> Arthur	MON	Prema Powerteam	Prema Powerteam	F3 Tatuus 318 A.R.	14	32'54.562		14	<b>2'04.634</b>
2	<b>6 RASMUSSEN</b> Oliver	DEN	Prema Powerteam	Prema Powerteam	F3 Tatuus 318 A.R.	14	33'18.909	<b>24.347</b>	<b>24.347</b>	14 2'07.867
3	<b>10 PETECOF</b> Gianluca	BRA	Prema Powerteam	Prema Powerteam	F3 Tatuus 318 A.R.	14	33'19.214	<b>24.652</b>	<b>0.305</b>	12 2'06.283
4	<b>3 CHOVET</b> Pierre Louis	FRA	Van Amersfoort Racing	Van Amersfoort Racing	F3 Tatuus 318 A.R.	14	33'25.160	<b>30.598</b>	<b>5.946</b>	14 2'06.826
5	<b>11 FAMULARO</b> Alessandro	VEN	Van Amersfoort Racing	Van Amersfoort Racing	F3 Tatuus 318 A.R.	14	33'44.819	<b>50.257</b>	<b>19.659</b>	13 2'09.973
----- <b>Not Classified</b> -----										
RET	<b>41 PESCE</b> Emilio	ITA	DR Formula RP Motorsport	DR Formula RP Motorsport	F3 Tatuus 318 A.R.	7	19'23.468	<b>7 Laps</b>	4	2'24.759
RET	<b>99 COLA</b> Andrea	ITA	Monolite Racing	Monolite Racing	F3 Tatuus 318 A.R.	2	7'18.861	<b>12 Laps</b>	2	3'29.959
NS	<b>33 HENRION</b> Gillian	FRA	Henrion Samuel GTE	Gillian Track Events GTE	F3 Tatuus 318 A.R.					

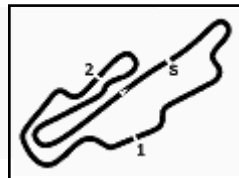
Starting: 8    Classified: 5    Not Classified: 0    Retired: 2    Not Started: 1  
 Fastest Lap N. 14    No. 14 Arthur Leclerc    Time 2'04.634    Avg. 151,500 Km/h

Humidity:	64%	AIR	19°C
Condition:	WET	Temp:	16°C

Race Director : Alessandro Ferrari

Clerk of the Course : Antonio Canu

03/10/2020    Start 14:30    End 15:04



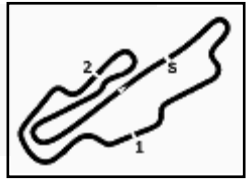
# ACI Racing Weekend Mugello 01-04 Ottobre 2020

## Formula Regional European Championship - Lap Chart Race 1

Aut. Int. Mugello Auto 5.245 m

		Lap													
		1	2	3	4	5	6	7	8	9	10	11	12	13	14
1	6	6	6	6	14	14	14	14	14	14	14	14	14	14	14
2	4	4	14	14	6	6	6	6	6	4	4	4	4	4	4
3	40	40	4	4	4	4	4	4	4	6	6	6	6	6	6
4	14	14	40	40	40	40	40	10	10	10	10	10	10	10	10
5	10	10	10	10	10	10	10	40	3	3	3	3	3	3	3
6	5	5	3	3	3	3	3	3	40	40	40	40	11	11	11
7	3	3	5	11	11	11	11	11	11	11	11	11	11	40	40
8	11	11	11	5	5	5	5	5	5	5	5	5	5	5	5
9	55	55	55	55	55	55	55	55	55	55	55	55	55	55	55
10	41	41	41	41	41	41	41								
11	99	99													

Final Result		
1	<b>14</b>	<b>LECLERC A. (P)</b> Laps 14
2	<b>4</b>	<b>VIPS J.</b> 10.214
3	<b>6</b>	<b>RASMUSSEN O.</b> 24.347
4	<b>10</b>	<b>PETECOF G.</b> 24.652
5	<b>3</b>	<b>CHOVET P.</b> 30.598
6	<b>11</b>	<b>FAMULARO A.</b> 50.257
7	<b>40</b>	<b>LAPPALAINEN K.</b> 55.177
8	<b>5</b>	<b>PASMA P.</b> 56.225
9	<b>55</b>	<b>CHADWICK J.</b> 1'25.821
RET	<b>41</b>	<b>PESCE E.</b> 7 Laps
RET	<b>99</b>	<b>COLA A.</b> 12 Laps
NS	<b>33</b>	<b>HENRION G.</b>



# ACI Racing Weekend Mugello 01-04 Ottobre 2020

## Formula Regional European Championship - Sector and Speeds Race 1

Aut. Int. Mugello Auto 5.245 m

### RESULTS

1	<b>14 LECLERC</b> Arthur	F3 Tatuus 318 A.R.	Laps 14
2	<b>4 VIPS</b> Juri	F3 Tatuus 318 A.R.	10.214
3	<b>6 RASMUSSEN</b> Oliver	F3 Tatuus 318 A.R.	24.347
4	<b>10 PETECOF</b> Gianluca	F3 Tatuus 318 A.R.	24.652
5	<b>3 CHOVET</b> Pierre Louis	F3 Tatuus 318 A.R.	30.598
6	<b>11 FAMULARO</b> Alessandro	F3 Tatuus 318 A.R.	50.257
7	<b>40 LAPPALAINEN</b> Konsta	F3 Tatuus 318 A.R.	55.177
8	<b>5 PASMA</b> Patrick	F3 Tatuus 318 A.R.	56.225
9	<b>55 CHADWICK</b> Jamie Laura	F3 Tatuus 318 A.R.	1'25.821
RET	<b>41 PESCE</b> Emilio	F3 Tatuus 318 A.R.	7 Laps
RET	<b>99 COLA</b> Andrea	F3 Tatuus 318 A.R.	12 Laps
NS	<b>33 HENRION</b> Gillian	F3 Tatuus 318 A.R.	

### SPEED

1	<b>10 PETECOF</b> Gianluca	F3 Tatuus 318 A.R.	232,8
2	<b>40 LAPPALAINEN</b> Konsta	F3 Tatuus 318 A.R.	230,3
3	<b>3 CHOVET</b> Pierre Louis	F3 Tatuus 318 A.R.	230,3
4	<b>11 FAMULARO</b> Alessandro	F3 Tatuus 318 A.R.	229,8
5	<b>6 RASMUSSEN</b> Oliver	F3 Tatuus 318 A.R.	228,3
6	<b>5 PASMA</b> Patrick	F3 Tatuus 318 A.R.	228,3
7	<b>4 VIPS</b> Juri	F3 Tatuus 318 A.R.	227,8
8	<b>41 PESCE</b> Emilio	F3 Tatuus 318 A.R.	227,4
9	<b>14 LECLERC</b> Arthur	F3 Tatuus 318 A.R.	227,4
10	<b>55 CHADWICK</b> Jamie Laura	F3 Tatuus 318 A.R.	225,9
11	<b>99 COLA</b> Andrea	F3 Tatuus 318 A.R.	201,5

### SEG. 1

1	<b>4 VIPS</b> Juri	43.619
2	<b>14 LECLERC</b> Arthur	43.717
3	<b>10 PETECOF</b> Gianluca	43.908
4	<b>3 CHOVET</b> Pierre Louis	44.140
5	<b>5 PASMA</b> Patrick	44.335
6	<b>6 RASMUSSEN</b> Oliver	44.476
7	<b>11 FAMULARO</b> Alessandro	44.698
8	<b>40 LAPPALAINEN</b> Konsta	45.248
9	<b>55 CHADWICK</b> Jamie Laura	45.371
10	<b>41 PESCE</b> Emilio	49.116
11	<b>99 COLA</b> Andrea	52.941

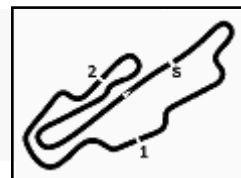
### SEG. 2

1	<b>4 VIPS</b> Juri	38.989
2	<b>14 LECLERC</b> Arthur	39.130
3	<b>10 PETECOF</b> Gianluca	39.708
4	<b>3 CHOVET</b> Pierre Louis	39.868
5	<b>6 RASMUSSEN</b> Oliver	40.554
6	<b>11 FAMULARO</b> Alessandro	40.897
7	<b>5 PASMA</b> Patrick	41.113
8	<b>40 LAPPALAINEN</b> Konsta	41.755
9	<b>55 CHADWICK</b> Jamie Laura	41.905
10	<b>41 PESCE</b> Emilio	46.470
11	<b>99 COLA</b> Andrea	1'03.204

### SEG. 3

1	<b>4 VIPS</b> Juri	41.642
2	<b>14 LECLERC</b> Arthur	41.787
3	<b>10 PETECOF</b> Gianluca	42.280
4	<b>5 PASMA</b> Patrick	42.514
5	<b>6 RASMUSSEN</b> Oliver	42.724
6	<b>3 CHOVET</b> Pierre Louis	42.818
7	<b>40 LAPPALAINEN</b> Konsta	43.435
8	<b>11 FAMULARO</b> Alessandro	44.029
9	<b>55 CHADWICK</b> Jamie Laura	44.144
10	<b>41 PESCE</b> Emilio	47.546
11	<b>99 COLA</b> Andrea	1'14.418

03/10/2020



# ACI Racing Weekend Mugello 01-04 Ottobre 2020

## Formula Regional European Championship - Analysis Race 1

Aut. Int. Mugello Auto 5.245 m

Start at 14:29'48.749

1 / 2

3 P. CHOVET (2'06.826)						
Lap	Seg.1	Seg.2	Seg.3	Lap Time	km/h	Local Time
1		1'04.275	1'12.909	3'43.521	100,4	14:33'32.270
2	1'10.191	1'07.187	1'13.715	3'31.093	126,3	14:37'03.363
3	48.627	44.175	44.873	2'17.675	213,9	14:39'21.038
4	46.432	43.509	45.224	2'15.165	222,7	14:41'36.203
5	46.438	42.271	44.303	2'13.012	222,7	14:43'49.215
6	45.582	41.666	43.904	2'11.152	228,8	14:46'00.367
7	45.314	41.467	44.116	2'10.897	227,8	14:48'11.264
8	45.724	42.563	44.216	2'12.503	226,9	14:50'23.767
9	45.375	40.900	43.603	2'09.878	<b>230,3</b>	14:52'33.645
10	44.839	41.116	43.766	2'09.721	228,8	14:54'43.366
11	44.604	40.769	43.005	2'08.378	227,8	14:56'51.744
12	44.761	40.295	43.005	2'08.061	225,9	14:58'59.805
13	44.358	39.968	42.952	2'07.278	228,8	15:01'07.083
14	<b>44.140</b>	<b>39.868</b>	<b>42.818</b>	<b>2'06.826</b>	226,9	15:03'13.909
				Race Time	33'25.160	

9	45.665	41.452	43.947	2'11.064	226,9	14:52'23.649
10	45.768	41.419	43.404	2'10.591	224,5	14:54'34.240
11	45.009	40.791	42.765	2'08.565	227,4	14:56'42.805
12	44.921	40.872	43.294	2'09.087	227,4	14:58'51.892
13	44.570	<b>40.554</b>	42.775	2'07.899	227,4	15:00'59.791
14	<b>44.476</b>	40.655	42.736	<b>2'07.867</b>	<b>228,3</b>	15:03'07.658
				Race Time	33'18.909	

4 J. VIPS (2'04.250)						
Lap	Seg.1	Seg.2	Seg.3	Lap Time	km/h	Local Time
1		1'04.448	1'12.504	3'38.988	115,5	14:33'27.737
2	1'09.976	1'07.910	1'16.117	3'34.003	124,1	14:37'01.740
3	46.712	44.253	44.607	2'15.572	221,8	14:39'17.312
4	46.379	44.150	44.224	2'14.753	225,5	14:41'32.065
5	45.868	42.395	43.631	2'11.894	225,5	14:43'43.959
6	44.880	41.875	43.784	2'10.539	226,4	14:45'54.498
7	44.831	41.256	43.898	2'09.985	226,9	14:48'04.483
8	44.766	41.146	43.049	2'08.961	226,9	14:50'13.444
9	44.904	41.808	43.587	2'10.299	226,4	14:52'23.743
10	44.749	40.353	42.481	2'07.583	<b>227,8</b>	14:54'31.326
11	43.852	40.418	42.259	2'06.529	224,5	14:56'37.855
12	44.102	39.622	41.991	2'05.715	225,5	14:58'43.570
13	44.649	39.334	41.722	2'05.705	225,9	15:00'49.275
14	<b>43.619</b>	<b>38.989</b>	<b>41.642</b>	<b>2'04.250</b>	226,9	15:02'53.525
				Race Time	33'04.776	

10 G. PETECOF (2'06.283)						
Lap	Seg.1	Seg.2	Seg.3	Lap Time	km/h	Local Time
1		1'04.362	1'13.102	3'42.158	84,4	14:33'30.907
2	1'10.276	1'06.651	1'14.852	3'31.779	141,7	14:37'02.686
3	48.248	43.606	45.719	2'17.573	223,1	14:39'20.259
4	46.749	43.450	45.326	2'15.525	227,8	14:41'35.784
5	46.209	42.160	44.208	2'12.577	227,4	14:43'48.361
6	45.626	41.702	44.105	2'11.433	228,8	14:45'59.794
7	45.171	41.439	44.112	2'10.722	230,3	14:48'10.516
8	45.268	40.618	43.339	2'09.225	<b>232,8</b>	14:50'19.741
9	44.224	44.248	43.409	2'11.881	229,3	14:52'31.622
10	44.922	40.621	43.398	2'08.941	226,9	14:54'40.563
11	44.098	40.005	43.565	2'07.668	228,3	14:56'48.231
12	44.006	39.997	<b>42.280</b>	<b>2'06.283</b>	228,3	14:58'54.514
13	<b>43.908</b>	39.995	42.456	2'06.359	230,3	15:01'00.873
14	44.878	<b>39.708</b>	42.504	2'07.090	231,3	15:03'07.963
				Race Time	33'19.214	

5 P. PASMA (2'08.017)						
Lap	Seg.1	Seg.2	Seg.3	Lap Time	km/h	Local Time
1		1'04.231	1'13.015	3'42.628	91,3	14:33'31.377
2	1'10.279	1'06.903	1'14.247	3'31.429	126,2	14:37'02.806
3	48.848	45.410	46.630	2'20.888	222,7	14:39'23.694
4	47.397	44.772	45.885	2'18.054	225,9	14:41'41.748
5	46.794	43.617	45.083	2'15.494	227,8	14:43'57.242
6	46.250	42.569	44.531	2'13.350	226,9	14:46'10.592
7	46.132	42.492	44.231	2'12.855	<b>228,3</b>	14:48'23.447
8	46.074	42.539	43.092	2'11.705	226,4	14:50'35.152
9	45.144	41.881	43.766	2'10.791	227,4	14:52'45.943
10	44.952	41.327	43.586	2'09.865	225,9	14:54'55.808
11	45.466	41.344	42.964	2'09.774	221,8	14:57'05.582
12			42.690	2'17.730	<b>228,3</b>	14:59'23.312
13	44.389	<b>41.113</b>	42.705	2'08.207	226,9	15:01'31.519
14	<b>44.335</b>	41.168	<b>42.514</b>	<b>2'08.017</b>	227,8	15:03'39.536
				Race Time	33'50.787	

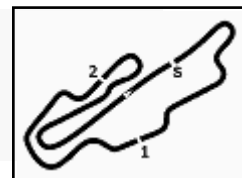
11 A. FAMULARO (2'09.973)						
Lap	Seg.1	Seg.2	Seg.3	Lap Time	km/h	Local Time
1		1'04.013	1'12.975	3'44.169	97,2	14:33'32.918
2	1'10.195	1'07.107	1'13.452	3'30.754	117,1	14:37'03.672
3	48.939	44.929	46.224	2'20.092	204,9	14:39'23.764
4	45.858	42.813	45.805	2'14.476	225,0	14:41'38.240
5	46.165	42.401	44.766	2'13.332	222,7	14:43'51.572
6	45.466	41.537	44.803	2'11.806	225,0	14:46'03.378
7	45.444	40.991	44.668	2'11.103	225,5	14:48'14.481
8	45.291	41.180	44.890	2'11.361	228,3	14:50'25.842
9	45.396	41.985	44.746	2'12.127	229,3	14:52'37.969
10	46.035	41.727	44.659	2'12.421	226,9	14:54'50.390
11	44.996	41.923	44.248	2'11.167	225,5	14:57'01.557
12	45.882	41.217	<b>44.029</b>	2'11.128	227,4	14:59'12.685
13	<b>44.698</b>	<b>40.897</b>	44.378	<b>2'09.973</b>	<b>229,8</b>	15:01'22.658
14	45.373	41.016	44.521	2'10.910	225,9	15:03'33.568
				Race Time	33'44.819	

6 O. RASMUSSEN (2'07.867)						
Lap	Seg.1	Seg.2	Seg.3	Lap Time	km/h	Local Time
1		1'04.357	1'12.189	3'38.122	105,0	14:33'26.871
2	1'10.369	1'07.986	1'15.643	3'33.998	120,9	14:37'00.869
3	47.021	43.830	44.302	2'15.153	224,5	14:39'16.022
4	46.375	43.101	43.562	2'13.038	226,4	14:41'29.060
5	45.635	43.457	43.583	2'12.675	225,9	14:43'41.735
6	45.531	43.092	43.265	2'11.888	225,9	14:45'53.623
7	44.885	41.719	43.255	2'09.859	227,4	14:48'03.482
8	45.050	41.329	<b>42.724</b>	2'09.103	226,9	14:50'12.585

14 A. LECLERC (2'04.634)						
Lap	Seg.1	Seg.2	Seg.3	Lap Time	km/h	Local Time
1		1'03.877	1'13.771	3'41.688	103,9	14:33'30.437
2	1'09.596	1'07.276	1'14.988	3'31.860	106,9	14:37'02.297
3	47.766	41.993	44.357	2'14.116	221,3	14:39'16.413
4	46.317	42.917	43.875	2'13.109	226,9	14:41'29.522
5	45.373	40.978	42.990	2'09.341	<b>227,4</b>	14:43'38.863
6	44.354	40.958	42.560	2'07.872	225,0	14:45'46.735
7	44.248	39.770	42.337	2'06.355	225,9	14:47'53.090
8	44.247	39.645	42.381	2'06.273	225,9	14:49'59.363
9	43.958	39.502	43.080	2'06.540	226,4	14:52'05.903
10	43.997	39.537	42.918	2'06.452	224,5	14:54'12.355
11	44.140	39.302	42.584	2'06.026	224,1	14:56'18.381
12	43.960	39.267	42.176	2'05.403	225,0	14:58'23.784
13	43.893	39.135	41.865	2'04.893	225,9	15:00'28.677
14	<b>43.717</b>	<b>39.130</b>	<b>41.787</b>	<b>2'04.634</b>	225,9	15:02'33.311
				Race Time	32'44.562 + 10.000Pen	

40 K. LAPPALAINEN (2'11.116)						
Lap	Seg.1	Seg.2	Seg.3	Lap Time	km/h	Local Time
1						
2						
3						
4						
5						
6						
7						
8						
9						
10						
11						
12						
13						
14						

03/10/2020 P = Pits In/Out - C = Lap Time Cancelled



# ACI Racing Weekend Mugello 01-04 Ottobre 2020

## Formula Regional European Championship - Analysis Race 1

Aut. Int. Mugello Auto 5.245 m

2 / 2

Start at 14:29'48.749

1		1'04.130	1'13.557	3'40.927	109,5	14:33'29.676
2	1'09.472	1'07.490	1'15.504	3'32.466	112,6	14:37'02.142
3	47.773	43.699	45.372	2'16.844	220,9	14:39'18.986
4	46.873	44.022	44.813	2'15.708	224,5	14:41'34.694
5	46.409	42.266	44.303	2'12.978	225,5	14:43'47.672
6	45.926	<b>41.755</b>	<b>43.435</b>	<b>2'11.116</b>	225,9	14:45'58.788
7	<b>45.248</b>	42.100	44.158	2'11.506	228,8	14:48'10.294
8	46.424	42.538	44.272	2'13.234	229,8	14:50'23.528
9	46.557	42.410	44.668	2'13.635	228,8	14:52'37.163
10	45.948	42.131	44.123	2'12.202	229,3	14:54'49.365
11	45.347	42.081	43.975	2'11.403	228,3	14:57'00.768
12	45.340	41.911	43.969	2'11.220	229,3	14:59'11.988
13	46.551	42.716	44.352	2'13.619	229,3	15:01'25.607
14	45.885	42.512	44.484	2'12.881	<b>230,3</b>	15:03'38.488

Race Time 33'49.739

### 41 E. PESCE (2'24.759)

Lap	Seg.1	Seg.2	Seg.3	Lap Time	km/h	Local Time
1		1'04.384	1'13.608	3'47.255	79,4	14:33'36.004
2	1'09.154	1'06.490	1'14.411	3'30.055	110,0	14:37'06.059
3	51.205	46.974	48.499	2'26.678	221,8	14:39'32.737
4	49.537	47.047	48.175	<b>2'24.759</b>	225,9	14:41'57.496
5	49.569	47.227	48.287	2'25.083	225,9	14:44'22.579
6	49.620	46.804	48.366	2'24.790	226,4	14:46'47.369
7	50.084	47.218	<b>47.546</b>	2'24.848	226,4	14:49'12.217

Race Time 19'23.468

### 55 J. CHADWICK (2'11.572)

Lap	Seg.1	Seg.2	Seg.3	Lap Time	km/h	Local Time
1		1'04.336	1'14.089	3'46.637	82,9	14:33'35.386
2	1'08.948	1'06.570	1'14.096	3'29.614	117,9	14:37'05.000
3	50.349	46.812	47.023	2'24.184	196,0	14:39'29.184
4	48.225	45.890	46.543	2'20.658	223,6	14:41'49.842
5	47.211	44.116	46.049	2'17.376	222,7	14:44'07.218
6	46.751	43.476	45.177	2'15.404	224,1	14:46'22.622
7	46.549	43.487	44.620	2'14.656	225,0	14:48'37.278
8	45.862	43.199	44.700	2'13.761	<b>225,9</b>	14:50'51.039
9	45.661	42.962	46.339	2'14.962	224,1	14:53'06.001
10	46.188	43.231	44.995	2'14.414	223,6	14:55'20.415
11	46.487	42.634	44.540	2'13.661	223,1	14:57'34.076
12	45.647	41.911	<b>44.144</b>	2'11.702	223,6	14:59'45.778
13	45.642	<b>41.905</b>	44.235	2'11.782	225,5	15:01'57.560
14	<b>45.371</b>	42.014	44.187	<b>2'11.572</b>	<b>225,9</b>	15:04'09.132

Race Time 34'20.383

### 99 A. COLA (3'29.959)

Lap	Seg.1	Seg.2	Seg.3	Lap Time	km/h	Local Time
1		<b>1'03.204</b>	<b>1'14.418</b>	3'48.902	77,9	14:33'37.651
2	1'08.726	1'06.008	1'15.225	<b>3'29.959</b>	127,5	14:37'07.610

Race Time 7'18.861

03/10/2020

P = Pits In/Out - C = Lap Time Cancelled