

ACI Racing Weekend Mugello 01-04 Ottobre 2020

Test Formula Regional + Italian F4 - Results Free Practice 2

Aut. Int. Mugello Auto 5.245 m

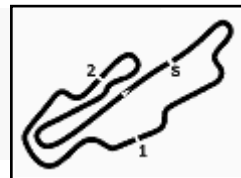
No.	Driver	Nat	Entrant	Team	Car	Class	Time	Gap	Rel.	Laps
1	114 LECLERC Arthur	MON	Prema Powerteam	Prema Powerteam	F3 Tatuus 318 A.R.	R	1'41.986			17
2	10 PETECOF Gianluca	BRA	Prema Powerteam	Prema Powerteam	F3 Tatuus 318 A.R.	R	1'42.192	0.206	0.206	19
3	106 RASMUSSEN Oliver	DEN	Prema Powerteam	Prema Powerteam	F3 Tatuus 318 A.R.	R	1'42.456	0.470	0.264	17
4	40 LAPPALAINEN Konsta	FIN	KIC Motorsport	KIC Motorsport	F3 Tatuus 318 A.R.	R	1'42.758	0.772	0.302	17
5	103 CHOVET Pierre Louis	FRA	Van Amersfoort Racing	Van Amersfoort Racing	F3 Tatuus 318 A.R.	R	1'42.972	0.986	0.214	18
6	55 CHADWICK Jamie	GBR	Prema Powerteam	Prema Powerteam	F3 Tatuus 318 A.R.	R	1'43.059	1.073	0.087	17
7	111 FAMULARO Alessandro	VEN	Van Amersfoort Racing	Van Amersfoort Racing	F3 Tatuus 318 A.R.	R	1'43.785	1.799	0.726	19
8	4 VIPS Juri	EST	KIC Motorsport	KIC Motorsport	F3 Tatuus 318 A.R.	R	1'43.810	1.824	0.025	6
9	5 PASMA Patrick	FIN	KIC Motorsport	KIC Motorsport	F3 Tatuus 318 A.R.	R	1'43.871	1.885	0.061	17
10	41 PESCE Emilio	ITA	DR Formula RP Motorsport	DR Formula RP Motorsport	F3 Tatuus 318 A.R.	R	1'44.013	2.027	0.142	18
11	99 COLA Andrea	ITA	Monolite Racing	Monolite Racing	F3 Tatuus 318 A.R.	R	1'48.078	6.092	4.065	17
12	35 DELLI GUANTI Pietro	ITA	BVM Racing	BVM Technorace	Tatuus F4 T-014 Abarth	R	1'48.375	6.389	0.297	20
13	84 SIMONAZZI Francesco	ITA	BVM Racing	BVM Technorace	Tatuus F4 T-014 Abarth	R	1'48.664	6.678	0.289	17
14	48 SALMENAUTIO Jesse	FIN	Bhaitech	Bhaitech	Tatuus F4 T-014 Abarth	R	1'49.760	7.774	1.096	18
15	21 GNOS Axel	CHE	G4 Racing	G4 Racing	Tatuus F4 T-014 Abarth	R	1'49.950	7.964	0.190	10
16	11 PATTERSON Dexter Macham	GBR	Bhaitech	Bhaitech	Tatuus F4 T-014 Abarth	R	1'50.023	8.037	0.073	18
17	33 HENRION Gillian	FRA	Henrion Samuel GTE	Gillian Track Events GTE	F3 Tatuus 318 A.R.	R	1'50.153	8.167	0.130	6

Humidity:	87%	Air:	15°C
Condition:	DRY	Temp:	20°C

Race Director :

Clerk of the Course : Antonio Canu

01/10/2020 Start End
 11:04 11:59



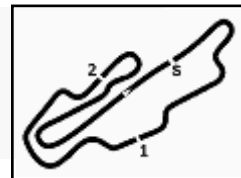
ACI Racing Weekend Mugello 01-04 Ottobre 2020

Test Formula Regional + Italian F4 - Ideal Times Free Practice 2

Aut. Int. Mugello Auto 5.245 m

No. Driver	Car	Seg. 1 Diff. 1	Seg. 2 Diff. 2	Seg. 3 Diff. 3	Ideal Time		
					Best Lap	Pos.	Diff.
1 114 LECLERC A. (MON)	F3 Tatuus 318 A.R.	35.139	30.203	36.644	1'41.986		
					1'41.986	1	
2 10 PETECOF G. (BRA)	F3 Tatuus 318 A.R.	35.356	30.130 +0.021	36.685	1'42.171		
					1'42.192	2	0.021
3 106 RASMUSSEN O. (DEN)	F3 Tatuus 318 A.R.	35.279 +0.272	30.092	36.813	1'42.184		
					1'42.456	3	0.272
4 40 LAPPALAINEN K. (FIN)	F3 Tatuus 318 A.R.	35.512	30.366 +0.038	36.842	1'42.720		
					1'42.758	4	0.038
5 103 CHOVEL P. (FRA)	F3 Tatuus 318 A.R.	35.414 +0.147	30.432	36.979	1'42.825		
					1'42.972	5	0.147
6 55 CHADWICK J. (GBR)	F3 Tatuus 318 A.R.	35.580	30.406	37.073	1'43.059		
					1'43.059	6	
7 5 PASMA P. (FIN)	F3 Tatuus 318 A.R.	35.345 +0.575	30.653 +0.053	37.062 +0.183	1'43.060		
					1'43.871	9	0.811
8 111 FAMULARO A. (VEN)	F3 Tatuus 318 A.R.	35.664 +0.080	30.648 +0.114	37.097 +0.182	1'43.409		
					1'43.785	7	0.376
9 41 PESCE E. (ITA)	F3 Tatuus 318 A.R.	35.752 +0.234	30.563 +0.211	37.226 +0.027	1'43.541		
					1'44.013	10	0.472
10 4 VIPS J. (EST)	F3 Tatuus 318 A.R.	35.753	30.618 +0.087	37.352	1'43.723		
					1'43.810	8	0.087
11 99 COLA A. (ITA)	F3 Tatuus 318 A.R.	37.119 +0.203	32.532	38.224	1'47.875		
					1'48.078	11	0.203
12 33 HENRION G. (FRA)	F3 Tatuus 318 A.R.	37.492 +1.085	32.247 +0.665	38.233 +0.431	1'47.972		
					1'50.153	17	2.181
13 35 DELLI GUANTI P. (ITA)	Tatuus F4 T-014 Abarth	37.200 +0.049	31.994 +0.012	39.120	1'48.314		
					1'48.375	12	0.061
14 84 SIMONAZZI F. (ITA)	Tatuus F4 T-014 Abarth	37.342 +0.159	32.007	39.156	1'48.505		
					1'48.664	13	0.159
15 48 SALMENAUTIO J. (FIN)	Tatuus F4 T-014 Abarth	37.695 +0.099	32.476	39.463 +0.027	1'49.634		
					1'49.760	14	0.126
16 11 PATTERSON D. (GBR)	Tatuus F4 T-014 Abarth	37.795 +0.173	32.425 +0.013	39.617	1'49.837		
					1'50.023	16	0.186
17 21 GNOS A. (CHE)	Tatuus F4 T-014 Abarth	37.894 +0.001	32.514 +0.031	39.510	1'49.918		
					1'49.950	15	0.032
Overall Ideal Time		35.139	35.139	30.092	36.644		
					1'41.875		

01/10/2020



ACI Racing Weekend Mugello 01-04 Ottobre 2020

Test Formula Regional + Italian F4 - Analysis Free Practice 2

Aut. Int. Mugello Auto 5.245 m

1 / 3

4 J. VIPS (1'43.810)						
Lap	Seg.1	Seg.2	Seg.3	Lap Time	km/h	Local Time
						11:06'07.841
1	49.041	35.481	38.901	2'03.423P		11:08'11.264
2	37.612	31.515	37.494	1'46.621		11:09'57.885
3	36.333	30.618	37.371	1'44.322		11:11'42.207
4	35.753	30.705	37.352	1'43.810	236,8	11:13'26.017
5	37.095	31.540	7'33.758	8'42.393P		11:22'08.410
6	41.724	32.122	37.860	1'51.706P	171,2	11:24'00.116

5 P. PASMA (1'43.871)						
Lap	Seg.1	Seg.2	Seg.3	Lap Time	km/h	Local Time
						11:05'51.438
1	45.301	34.876	38.873	1'59.050P	157,4	11:07'50.488
2	37.724	31.810	37.685	1'47.219	236,3	11:09'37.707
3	36.221	30.653	37.168	1'44.042	238,9	11:11'21.749
4	35.951	30.941	37.240	1'44.132	237,4	11:13'05.881
5	35.926			4'28.850P	237,9	11:17'34.731
6	41.624	32.619	37.951	1'52.194P	171,7	11:19'26.925
7	36.133	30.673	37.224	1'44.030	236,3	11:21'10.955
8	35.920	30.706	37.245	1'43.871	236,8	11:22'54.826
9	39.947			4'55.978P	238,4	11:27'50.804
10	41.402	32.455	37.909	1'51.766P	173,9	11:29'42.570
11	36.727	31.284	8'25.122	9'33.133P	236,8	11:39'15.703
12	40.686	32.250	37.816	1'50.752P	172,2	11:41'06.455
13	36.392	30.871	37.253	1'44.516	235,3	11:42'50.971
14	37.707			6'13.100P	238,9	11:49'04.071
15	49.965	38.260	44.965	2'13.190P	140,4	11:51'17.261
16	40.413	34.284	38.799	1'53.496	231,8	11:53'10.757
17	38.398	32.318	37.062	1'47.778	235,3	11:54'58.535

10 G. PETECOF (1'42.192)						
Lap	Seg.1	Seg.2	Seg.3	Lap Time	km/h	Local Time
						11:06'03.962
1	53.019	41.673	44.227	2'18.919P	144,8	11:08'22.881
2	42.678	36.221	46.822	2'05.721	196,7	11:10'28.602
3	36.091	33.709	5'59.638	7'09.438P	238,9	11:17'38.040
4	44.467	39.533	46.399	2'10.399P	164,9	11:19'48.439
5	36.067	30.811	37.106	1'43.984	237,4	11:21'32.423
6	35.711	37.444	38.591	1'51.746	239,5	11:23'24.169
7	35.819	30.451	37.037	1'43.307	238,4	11:25'07.476
8	41.727	37.922	40.883	2'00.532	239,5	11:27'08.008
9	35.891	37.988	38.928	1'52.807	239,5	11:29'00.815
10	35.901	30.481	37.001	1'43.383	238,4	11:30'44.198
11	41.550			8'35.658P	238,9	11:39'19.856
12	53.277	42.625	43.762	2'19.664P	110,7	11:41'39.520
13	41.807	40.457	41.364	2'03.628	209,3	11:43'43.148
14	36.869	34.247	40.755	1'51.871	237,9	11:45'35.019
15	35.681	30.130	36.754	1'42.565	240,5	11:47'17.584
16	45.620	43.313	40.652	2'09.585	208,5	11:49'27.169
17	35.518	30.166	36.769	1'42.453	240,0	11:51'09.622
18	53.017	37.004	38.535	2'08.556	210,9	11:53'18.178
19	35.356	30.151	36.685	1'42.192	241,6	11:55'00.370

11 D. PATTERSON (1'50.023)						
Lap	Seg.1	Seg.2	Seg.3	Lap Time	km/h	Local Time
						11:07'51.749
1	45.924	36.917	40.713	2'03.554P	155,2	11:09'55.303
2	40.454	33.613	39.833	1'53.900	217,3	11:11'49.203
3	38.017	32.828	39.735	1'50.580	223,1	11:13'39.783
4	38.079	32.465	39.842	1'50.386	223,6	11:15'30.169

01/10/2020 P = Pits In/Out - C = Lap Time Cancelled

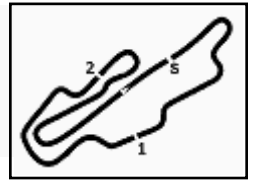
5	38.039	32.560	39.718	1'50.317	222,2	11:17'20.486
6	37.939	32.425	39.850	1'50.214	223,1	11:19'10.700
7	37.968	32.438	39.617	1'50.023	222,7	11:21'00.723
8	37.795	32.496	39.858	1'50.149	223,6	11:22'50.872
9	38.634			6'56.953P	224,1	11:29'47.825
10	43.541	34.466	40.421	1'58.428P	153,4	11:31'46.253
11	38.584	36.744	40.249	1'55.577	220,9	11:33'41.830
12	4'58.571			6'22.853P	220,9	11:40'04.683
13	44.033	34.831	40.235	1'59.099P	155,8	11:42'03.782
14	38.531	33.341	40.051	1'51.923	221,8	11:43'55.705
15	38.339	32.777	39.918	1'51.034	222,2	11:45'46.739
16	38.940			5'49.989P	223,1	11:51'36.728
17	43.044	34.478	41.750	1'59.272P	154,1	11:53'36.000
18	39.236	34.005	40.307	1'53.548	223,6	11:55'29.548

19 S. OGAARD						
Lap	Seg.1	Seg.2	Seg.3	Lap Time	km/h	Local Time
						11:31'21.214
1	45.280	35.228	40.233	2'00.741P	140,1	11:33'21.955
2	38.518	33.318	6'18.272	7'30.108P	220,9	11:40'52.063
3	42.748	34.143	39.808	1'56.699P	156,5	11:42'48.762

21 A. GNOS (1'49.950)						
Lap	Seg.1	Seg.2	Seg.3	Lap Time	km/h	Local Time
						11:05'33.680
1	51.191	38.413	42.215	2'11.819P	142,1	11:07'45.499
2	39.978	33.524	40.210	1'53.712	220,4	11:09'39.211
3	38.989	33.460	39.629	1'52.078	225,5	11:11'31.289
4	39.048	32.514	39.592	1'51.154	224,1	11:13'22.443
5	38.788	32.618	39.691	1'51.097	224,1	11:15'13.540
6	37.895	32.545	39.510	1'49.950	222,7	11:17'03.490
7	38.158	32.710	39.528	1'50.396	223,6	11:18'53.886
8	37.983	32.835	39.615	1'50.433	223,1	11:20'44.319
9	44.443	33.075	39.622	1'57.140	223,1	11:22'41.459
10	39.082	32.838	39.726	1'51.646	223,6	11:24'33.105

33 G. HENRION (1'50.153)						
Lap	Seg.1	Seg.2	Seg.3	Lap Time	km/h	Local Time
						11:05'46.518
1	47.591	35.913	42.220	2'05.724P	142,3	11:07'52.242
2	38.577	32.912	38.664	1'50.153	235,3	11:09'42.395
3	37.492	32.545	28'57.972	30'08.009P	237,9	11:39'50.404
4	44.363	33.112	38.639	1'56.114P	141,7	11:41'46.518
5	37.907	32.453	9'57.471	11'07.831P	235,8	11:52'54.349
6	43.363	32.247	38.233	1'53.843P	139,9	11:54'48.192

35 P. DELLI GUANTI (1'48.375)						
Lap	Seg.1	Seg.2	Seg.3	Lap Time	km/h	Local Time
						11:06'33.984
1	48.487	37.821	42.102	2'08.410P	148,6	11:08'42.394
2	39.099	33.481	39.751	1'52.331	220,4	11:10'34.725
3	38.389	33.041	40.025	1'51.455	222,2	11:12'26.180
4	38.368	32.906	39.586	1'50.860	221,3	11:14'17.040
5	37.997	32.779	39.581	1'50.357	222,2	11:16'07.397
6	39.108			7'20.331P	223,6	11:23'27.728
7	49.015	39.006	42.133	2'10.154P	151,9	11:25'37.882
8	40.546	33.451	39.775	1'53.772	206,5	11:27'31.654
9	37.974	32.632	39.508	1'50.114	221,8	11:29'21.768
10	37.726	32.407	39.483	1'49.616	222,2	11:31'11.384
11	37.994	32.352	39.641	1'49.987	222,2	11:33'01.371



ACI Racing Weekend Mugello 01-04 Ottobre 2020
Test Formula Regional + Italian F4 - Analysis Free Practice 2

Aut. Int. Mugello Auto 5.245 m

2 / 3

12	37.843	32.463	39.572	1'49.878	222,2	11:34'51.249	6	38.075	32.765	39.603	1'50.443	224,5	11:18'56.166
13	43.377			6'04.376P	222,2	11:40'55.625	7	38.149	32.731	39.463	1'50.343	224,1	11:20'46.509
14	49.452	38.582	43.460	2'11.494P	131,5	11:43'07.119	8	37.778	32.618	39.482	1'49.878	223,6	11:22'36.387
15	39.702	32.922	39.233	1'51.857	213,0	11:44'58.976	9	37.794	32.476	39.490	1'49.760	223,6	11:24'26.147
16	37.505	31.994	39.243	1'48.742	223,6	11:46'47.718	10	37.695	32.480	39.620	1'49.795	223,1	11:26'15.942
17	37.249	32.006	39.120	1'48.375	224,5	11:48'36.093	11	38.010	32.596	12'58.362	14'08.968P	222,2	11:40'24.910
18	37.200	32.007	41.720	1'50.927	224,1	11:50'27.020	12	43.358	34.622	42.991	2'00.971P	157,2	11:42'25.881
19	43.445	39.487	39.714	2'02.646	219,1	11:52'29.666	13	38.787	33.125	39.891	1'51.803	222,2	11:44'17.684
20	37.449	32.118	2'04.633	3'14.200P	223,6	11:55'43.866	14	38.191	33.234	2'20.948	3'32.373P	222,7	11:47'50.057

40 K. LAPPALAINEN (1'42.758)

Lap	Seg.1	Seg.2	Seg.3	Lap Time	km/h	Local Time
11:05'24.199						
1	47.116	37.849	40.793	2'05.758P	147,5	11:07'29.957
2	38.341	33.076	37.861	1'49.278	234,8	11:09'19.235
3	36.251	30.876	37.218	1'44.345	239,5	11:11'03.580
4	35.996	30.879	37.314	1'44.189	238,9	11:12'47.769
5	39.553	35.154	38.736	1'53.443	238,9	11:14'41.212
6	36.231	31.268	37.313	1'44.812	239,5	11:16'26.024
7	36.122	31.017	5'17.755	6'24.894P	238,4	11:22'50.918
8	45.383	33.850	40.045	1'59.278P	123,1	11:24'50.196
9	36.256	31.081	37.514	1'44.851	237,4	11:26'35.047
10	36.215	31.069	37.583	1'44.867	237,9	11:28'19.914
11	39.689	37.732	40.466	1'57.887	237,9	11:30'17.801
12	36.516	31.124	13'35.331	14'42.971P	236,8	11:45'00.772
13	59.589	39.854	44.179	2'23.622P	96,4	11:47'24.394
14	40.816	36.960	39.212	1'56.988	210,1	11:49'21.382
15	38.366	35.293	37.313	1'50.972	236,8	11:51'12.354
16	35.770	30.366	36.844	1'42.980	241,6	11:52'55.334
17	35.512	30.404	36.842	1'42.758	240,5	11:54'38.092

55 J. CHADWICK (1'43.059)

Lap	Seg.1	Seg.2	Seg.3	Lap Time	km/h	Local Time
11:05'27.152						
1	47.966	36.035	40.208	2'04.209P	143,4	11:07'31.361
2	38.721	34.721	39.097	1'52.539	228,8	11:09'23.900
3	36.217	30.750	37.324	1'44.291	237,4	11:11'08.191
4	35.827	30.607	37.368	1'43.802	237,9	11:12'51.993
5	39.501	34.934	39.020	1'53.455	216,9	11:14'45.448
6	36.115	31.016	38.048	1'45.179	237,4	11:16'30.627
7	35.994	30.850	37.424	1'44.268	238,4	11:18'14.895
8	35.893	30.767	39.132	1'45.792	238,9	11:20'00.687
9	41.237	36.764	38.249	1'56.250	206,5	11:21'56.937
10	37.431			20'29.496P	236,8	11:42'26.433
11	51.390	38.854	40.877	2'11.121P	130,0	11:44'37.554
12	39.313	34.377	38.273	1'51.963	232,8	11:46'29.517
13	35.811	33.695	37.784	1'47.290	238,4	11:48'16.807
14	35.772	30.438	37.199	1'43.409	237,4	11:50'00.216
15	42.089	34.574	37.784	1'54.447	181,2	11:51'54.663
16	35.580	30.406	37.073	1'43.059	238,9	11:53'37.722
17	42.971	36.631	40.339	1'59.941	240,0	11:55'37.663

41 E. PESCE (1'44.013)

Lap	Seg.1	Seg.2	Seg.3	Lap Time	km/h	Local Time
11:12'49.477						
1	49.361	37.425	42.968	2'09.754P	142,1	11:14'59.231
2	40.326	33.108	39.042	1'52.476	201,1	11:16'51.707
3	37.065	31.713	37.824	1'46.602	238,9	11:18'38.309
4	36.393	31.344	37.807	1'45.544	238,4	11:20'23.853
5	41.687	37.716	38.334	1'57.737	238,4	11:22'21.590
6	36.702	31.294	40.610	1'48.606	238,9	11:24'10.196
7	38.759	32.914	38.035	1'49.708	231,3	11:25'59.904
8	36.674	31.532	37.862	1'46.068	238,9	11:27'45.972
9	36.850	31.687	38.046	1'46.583	238,9	11:29'32.555
10	37.028		10'33.892P	238,4	11:40'06.447	
11	50.885	36.616	41.480	2'08.981P	147,1	11:42'15.428
12	39.789	35.461	40.576	1'55.826	209,3	11:44'11.254
13	37.628	32.200	37.938	1'47.766	239,5	11:45'59.020
14	36.144	30.739	37.226	1'44.109	240,5	11:47'43.129
15	35.752	30.563	39.813	1'46.128	241,1	11:49'29.257
16	36.037	30.804	37.474	1'44.315	241,1	11:51'13.572
17	39.835	34.235	37.969	1'52.039	243,8	11:53'05.611
18	35.986	30.774	37.253	1'44.013	240,5	11:54'49.624

84 F. SIMONAZZI (1'48.664)

Lap	Seg.1	Seg.2	Seg.3	Lap Time	km/h	Local Time
11:06'49.829						
1	47.313	35.112	40.436	2'02.861P	141,5	11:08'52.690
2	38.674	32.691	39.799	1'51.164	218,2	11:10'43.854
3	38.146	32.918	39.752	1'50.816	220,4	11:12'34.670
4	38.076	32.342	39.557	1'49.975	221,8	11:14'24.645
5	37.910	34.157	5'35.854	6'47.921P	222,2	11:21'12.566
6	53.792	40.448	41.716	2'15.956P	153,6	11:23'28.522
7	39.647	35.487	39.903	1'55.037	216,4	11:25'23.559
8	37.962	32.569	39.405	1'49.936	221,8	11:27'13.495
9	38.762	32.402	39.785	1'50.949	223,1	11:29'04.444
10	38.121			12'38.987P	222,7	11:41'43.431
11	58.759	42.543	43.711	2'25.013P	111,7	11:44'08.444
12	39.074	33.162	40.495	1'52.731	216,0	11:46'01.175
13	37.772	32.639	39.431	1'49.842	224,5	11:47'51.017
14	37.759	32.068	39.215	1'49.042	223,1	11:49'40.059
15	37.501	32.007	39.156	1'48.664	223,1	11:51'28.723
16	37.342	32.411	39.452	1'49.205	224,1	11:53'17.928
17	37.449	32.098	39.180	1'48.727	224,1	11:55'06.655

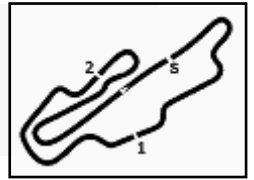
48 J. SALMENAUTIO (1'49.760)

Lap	Seg.1	Seg.2	Seg.3	Lap Time	km/h	Local Time
11:07'32.398						
1	47.404	37.089	40.963	2'05.456P	154,3	11:09'37.854
2	40.080	33.381	39.929	1'53.390	220,9	11:11'31.244
3	39.413	32.945	39.595	1'51.953	222,2	11:13'23.197
4	38.499	32.751	39.796	1'51.046	225,0	11:15'14.243
5	38.041	32.771	40.668	1'51.480	225,0	11:17'05.723

99 A. COLA (1'48.078)

Lap	Seg.1	Seg.2	Seg.3	Lap Time	km/h	Local Time
11:06'00.698						
1	51.652	41.956	43.111	2'16.719P	146,3	11:08'17.417
2	41.742	37.427	40.778	1'59.947	234,3	11:10'17.364

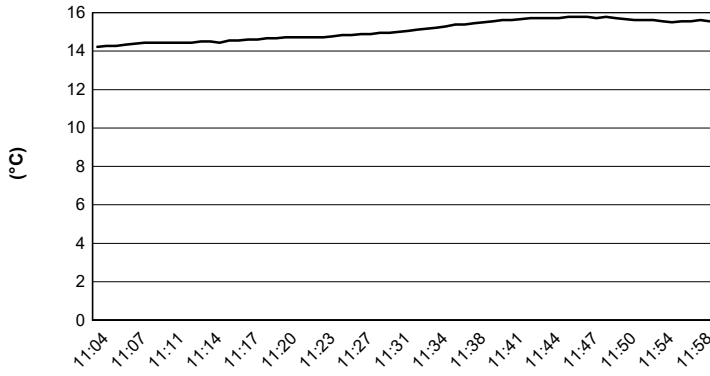
01/10/2020 P = Pits In/Out - C = Lap Time Cancelled



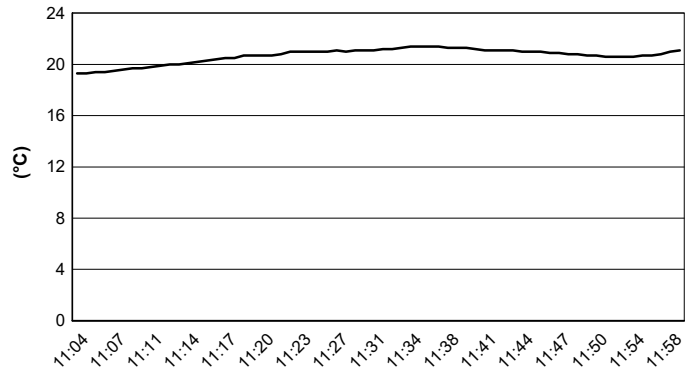
ACI Racing Weekend Mugello 01-04 Ottobre 2020
Test Formula Regional + Italian F4 - Weather Report Free Practice 2
Session started 11:04 - Session ended 11:59

Aut. Int. Mugello Auto 5.245 m

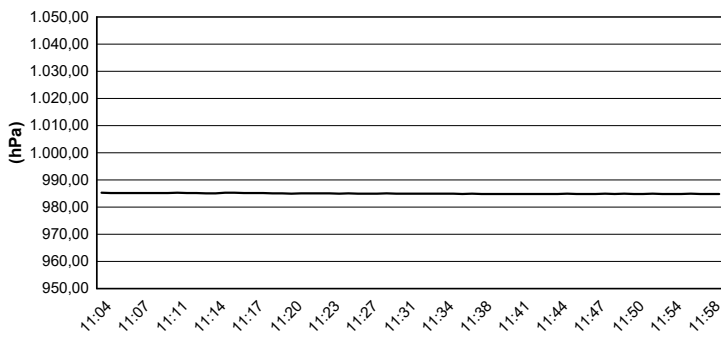
Air Temperature



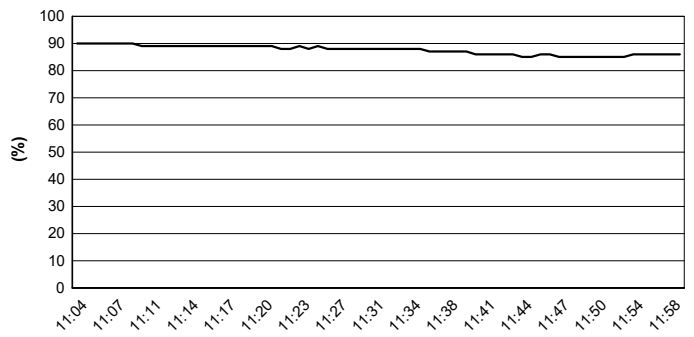
Track Temperature



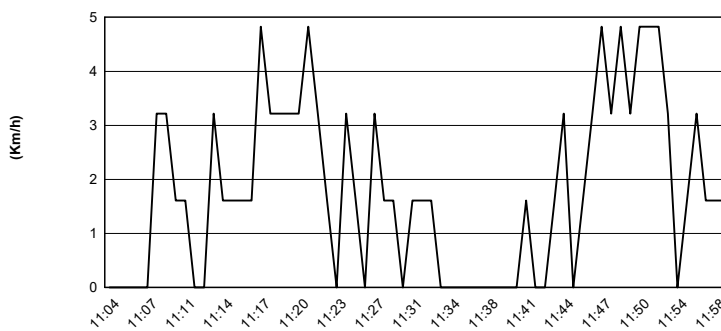
Air Pressure



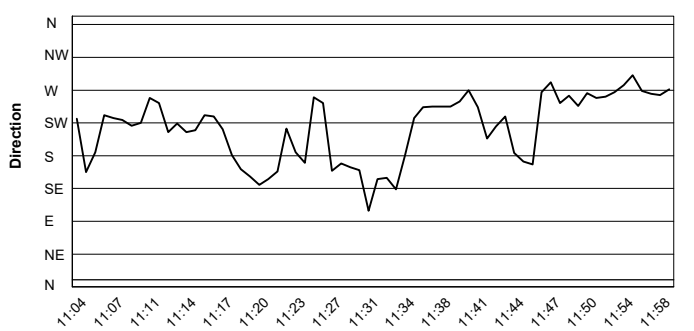
Humidity



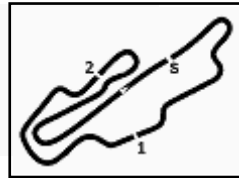
Wind Speed



Wind Direction



01/10/2020



ACI Racing Weekend Mugello 01-04 Ottobre 2020

Test Formula Regional + Italian F4 - Sector and Speeds Free Practice 2

Aut. Int. Mugello Auto 5.245 m

BEST LAP

1	114 LECLERC Arthur	F3 Tatuus 318 A.R.	1'41.986
2	10 PETECOF Gianluca	F3 Tatuus 318 A.R.	1'42.192
3	106 RASMUSSEN Oliver	F3 Tatuus 318 A.R.	1'42.456
4	40 LAPPALAINEN Konsta	F3 Tatuus 318 A.R.	1'42.758
5	103 CHOVET Pierre Louis	F3 Tatuus 318 A.R.	1'42.972
6	55 CHADWICK Jamie	F3 Tatuus 318 A.R.	1'43.059
7	111 FAMULARO Alessandro	F3 Tatuus 318 A.R.	1'43.785
8	4 VIPS Juri	F3 Tatuus 318 A.R.	1'43.810
9	5 PASMA Patrick	F3 Tatuus 318 A.R.	1'43.871
10	41 PESCE Emilio	F3 Tatuus 318 A.R.	1'44.013
11	99 COLA Andrea	F3 Tatuus 318 A.R.	1'48.078
12	35 DELLI GUANTI Pietro	Tatuus F4 T-014 Abarth	1'48.375
13	84 SIMONAZZI Francesco	Tatuus F4 T-014 Abarth	1'48.664
14	48 SALMENAUTIO Jesse	Tatuus F4 T-014 Abarth	1'49.760
15	21 GNOS Axel	Tatuus F4 T-014 Abarth	1'49.950
16	11 PATTERSON Dexter Macham	Tatuus F4 T-014 Abarth	1'50.023
17	33 HENRION Gillian	F3 Tatuus 318 A.R.	1'50.153

SPEED

1	41 PESCE Emilio	F3 Tatuus 318 A.R.	243,8
2	111 FAMULARO Alessandro	F3 Tatuus 318 A.R.	243,2
3	10 PETECOF Gianluca	F3 Tatuus 318 A.R.	241,6
4	40 LAPPALAINEN Konsta	F3 Tatuus 318 A.R.	241,6
5	106 RASMUSSEN Oliver	F3 Tatuus 318 A.R.	241,6
6	114 LECLERC Arthur	F3 Tatuus 318 A.R.	241,6
7	103 CHOVET Pierre Louis	F3 Tatuus 318 A.R.	241,1
8	55 CHADWICK Jamie	F3 Tatuus 318 A.R.	240,0
9	99 COLA Andrea	F3 Tatuus 318 A.R.	238,9
10	5 PASMA Patrick	F3 Tatuus 318 A.R.	238,9
11	33 HENRION Gillian	F3 Tatuus 318 A.R.	237,9
12	4 VIPS Juri	F3 Tatuus 318 A.R.	236,8
13	21 GNOS Axel	Tatuus F4 T-014 Abarth	225,5
14	48 SALMENAUTIO Jesse	Tatuus F4 T-014 Abarth	225,0
15	35 DELLI GUANTI Pietro	Tatuus F4 T-014 Abarth	224,5
16	84 SIMONAZZI Francesco	Tatuus F4 T-014 Abarth	224,5
17	11 PATTERSON Dexter Macham	Tatuus F4 T-014 Abarth	224,1
18	19 OGAARD Sebastian	Tatuus F4 T-014 Abarth	223,1

SEG. 1

1	114 LECLERC Arthur	35.139
2	106 RASMUSSEN Oliver	35.279
3	5 PASMA Patrick	35.345
4	10 PETECOF Gianluca	35.356
5	103 CHOVET Pierre Louis	35.414
6	40 LAPPALAINEN Konsta	35.512
7	55 CHADWICK Jamie	35.580
8	111 FAMULARO Alessandro	35.664
9	41 PESCE Emilio	35.752
10	4 VIPS Juri	35.753
11	99 COLA Andrea	37.119
12	35 DELLI GUANTI Pietro	37.200
13	84 SIMONAZZI Francesco	37.342
14	33 HENRION Gillian	37.492
15	48 SALMENAUTIO Jesse	37.695
16	11 PATTERSON Dexter Mac	37.795
17	21 GNOS Axel	37.894
18	19 OGAARD Sebastian	38.518

SEG. 2

1	106 RASMUSSEN Oliver	30.092
2	10 PETECOF Gianluca	30.130
3	114 LECLERC Arthur	30.203
4	40 LAPPALAINEN Konsta	30.366
5	55 CHADWICK Jamie	30.406
6	103 CHOVET Pierre Louis	30.432
7	41 PESCE Emilio	30.563
8	4 VIPS Juri	30.618
9	111 FAMULARO Alessandro	30.648
10	5 PASMA Patrick	30.653
11	35 DELLI GUANTI Pietro	31.994
12	84 SIMONAZZI Francesco	32.007
13	33 HENRION Gillian	32.247
14	11 PATTERSON Dexter Mac	32.425
15	48 SALMENAUTIO Jesse	32.476
16	21 GNOS Axel	32.514
17	99 COLA Andrea	32.532
18	19 OGAARD Sebastian	33.318

SEG. 3

1	114 LECLERC Arthur	36.644
2	10 PETECOF Gianluca	36.685
3	106 RASMUSSEN Oliver	36.813
4	40 LAPPALAINEN Konsta	36.842
5	103 CHOVET Pierre Louis	36.979
6	5 PASMA Patrick	37.062
7	55 CHADWICK Jamie	37.073
8	111 FAMULARO Alessandro	37.097
9	41 PESCE Emilio	37.226
10	4 VIPS Juri	37.352
11	99 COLA Andrea	38.224
12	33 HENRION Gillian	38.233
13	35 DELLI GUANTI Pietro	39.120
14	84 SIMONAZZI Francesco	39.156
15	48 SALMENAUTIO Jesse	39.463
16	21 GNOS Axel	39.510
17	11 PATTERSON Dexter Mac	39.617
18	19 OGAARD Sebastian	39.808

01/10/2020