

ACI Racing Weekend Mugello 01-04 Ottobre 2020

Test Formula Regional + Italian F4 - Results Free Practice 3

Aut. Int. Mugello Auto 5.245 m

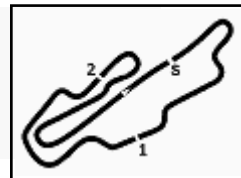
No. Driver	Nat	Entrant	Team	Car	Class	Time	Gap	Rel. Laps
1 5 PASMA Patrick	FIN	KIC Motorsport	KIC Motorsport	F3 Tatuus 318 A.R.		1'43.089		23
2 4 VIPS Juri	EST	KIC Motorsport	KIC Motorsport	F3 Tatuus 318 A.R.		1'43.093	0.004	0.004 22
3 114 LECLERC Arthur	MON	Prema Powerteam	Prema Powerteam	F3 Tatuus 318 A.R.	R	1'43.347	0.258	0.254 23
4 103 CHOVELT Pierre Louis	FRA	Van Amersfoort Racing	Van Amersfoort Racing	F3 Tatuus 318 A.R.	R	1'43.673	0.584	0.326 17
5 106 RASMUSSEN Oliver	DEN	Prema Powerteam	Prema Powerteam	F3 Tatuus 318 A.R.	R	1'43.782	0.693	0.109 22
6 10 PETECOF Gianluca	BRA	Prema Powerteam	Prema Powerteam	F3 Tatuus 318 A.R.	R	1'43.794	0.705	0.012 22
7 40 LAPPALAINEN Konsta	FIN	KIC Motorsport	KIC Motorsport	F3 Tatuus 318 A.R.		1'44.174	1.085	0.380 22
8 111 FAMULARO Alessandro	VEN	Van Amersfoort Racing	Van Amersfoort Racing	F3 Tatuus 318 A.R.	R	1'44.430	1.341	0.256 15
9 55 CHADWICK Jamie	GBR	Prema Powerteam	Prema Powerteam	F3 Tatuus 318 A.R.		1'44.464	1.375	0.034 21
10 41 PESCE Emilio	ITA	DR Formula RP Motorsport	DR Formula RP Motorsport	F3 Tatuus 318 A.R.	R	1'45.355	2.266	0.891 22
11 33 HENRION Gillian	FRA	Henrion Samuel GTE	Gillian Track Events GTE	F3 Tatuus 318 A.R.	R	1'46.819	3.730	1.464 17
12 99 COLA Andrea	ITA	Monolite Racing	Monolite Racing	F3 Tatuus 318 A.R.	R	1'47.926	4.837	1.107 19
13 14 UGRAN Filip Joan	ROU	Jenzer Motorsport	Jenzer Motorsport	Tatuus F4 T-014 Abarth		1'48.744	5.655	0.818 21
14 68 RAMOS REYNOSO Santiago	MEX	Jenzer Motorsport	Jenzer Motorsport	Tatuus F4 T-014 Abarth	R	1'49.184	6.095	0.440 24
15 28 BRASCHI Francesco	ITA	Jenzer Motorsport	Jenzer Motorsport	Tatuus F4 T-014 Abarth	R	1'49.324	6.235	0.140 22
16 13 FERATI Jasin	CHE	Jenzer Motorsport	Jenzer Motorsport	Tatuus F4 T-014 Abarth	R	1'49.816	6.727	0.492 25
17 15 WISNICKI Piotr	POL	Jenzer Motorsport	Jenzer Motorsport	Tatuus F4 T-014 Abarth	R	1'50.239	7.150	0.423 24

Humidity:	72%	AIR	19°C
Condition:	DRY	Temp:	26°C

Race Director :

Clerk of the Course : Antonio Canu

01/10/2020 Start End
 13:59 14:56



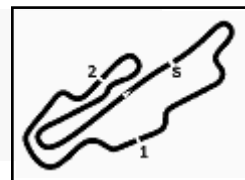
ACI Racing Weekend Mugello 01-04 Ottobre 2020

Test Formula Regional + Italian F4 - Ideal Times Free Practice 3

Aut. Int. Mugello Auto 5.245 m

No. Driver	Car	Seg. 1	Seg. 2	Seg. 3	Ideal Time		
		Diff. 1	Diff. 2	Diff. 3	Best Lap	Pos.	Diff.
1 4 VIPS J. (EST)	F3 Tatuus 318 A.R.	35.543	30.116 +0.104	37.209 +0.121	1'42.868 1'43.093	2	0.225
2 5 PASMA P. (FIN)	F3 Tatuus 318 A.R.	35.518	30.354	37.155 +0.062	1'43.027 1'43.089	1	0.062
3 114 LECLERC A. (MON)	F3 Tatuus 318 A.R.	35.662 +0.050	30.443 +0.029	37.163	1'43.268 1'43.347	3	0.079
4 103 CHOVEL P. (FRA)	F3 Tatuus 318 A.R.	35.754 +0.014	30.465 +0.040	37.364 +0.036	1'43.583 1'43.673	4	0.090
5 10 PETECOF G. (BRA)	F3 Tatuus 318 A.R.	35.859	30.567 +0.039	37.223 +0.106	1'43.649 1'43.794	6	0.145
6 106 RASMUSSEN O. (DEN)	F3 Tatuus 318 A.R.	35.815	30.524 +35.929	37.313 +0.016	1'43.652 1'43.782	5	0.130
7 40 LAPPALAINEN K. (FIN)	F3 Tatuus 318 A.R.	35.919	30.758 +0.059	37.391 +0.047	1'44.068 1'44.174	7	0.106
8 55 CHADWICK J. (GBR)	F3 Tatuus 318 A.R.	36.059 +0.153	30.769	37.483	1'44.311 1'44.464	9	0.153
9 111 FAMULARO A. (VEN)	F3 Tatuus 318 A.R.	36.087 +0.004	30.779 +0.026	37.534	1'44.400 1'44.430	8	0.030
10 41 PESCE E. (ITA)	F3 Tatuus 318 A.R.	36.360	31.043 +0.085	37.756 +0.111	1'45.159 1'45.355	10	0.196
11 33 HENRION G. (FRA)	F3 Tatuus 318 A.R.	36.841	31.788 +0.293	37.897	1'46.526 1'46.819	11	0.293
12 99 COLA A. (ITA)	F3 Tatuus 318 A.R.	36.852 +0.407	32.368	38.299	1'47.519 1'47.926	12	0.407
13 14 UGRAN F. (ROU)	Tatuus F4 T-014 Abarth	37.170 +0.194	32.234	39.146	1'48.550 1'48.744	13	0.194
14 68 RAMOS REYNOSO S. ()	Tatuus F4 T-014 Abarth	37.540 +0.007	32.302	39.320 +0.015	1'49.162 1'49.184	14	0.022
15 28 BRASCHI F. (ITA)	Tatuus F4 T-014 Abarth	37.498 +0.048	32.384 +0.038	39.356	1'49.238 1'49.324	15	0.086
16 13 FERATI J. (CHE)	Tatuus F4 T-014 Abarth	37.556	32.638 +0.164	39.458	1'49.652 1'49.816	16	0.164
17 15 WISNICKI P. (POL)	Tatuus F4 T-014 Abarth	37.893 +0.273	32.555	39.518	1'49.966 1'50.239	17	0.273
Overall Ideal Time		35.518	35.518	30.116	37.155	1'42.789	

01/10/2020



ACI Racing Weekend Mugello 01-04 Ottobre 2020

Test Formula Regional + Italian F4 - Analysis Free Practice 3

Aut. Int. Mugello Auto 5.245 m

1 / 4

4 J. VIPS (1'43.093)						
Lap	Seg.1	Seg.2	Seg.3	Lap Time	km/h	Local Time
1	49.452	35.320	39.905	2'04.677P	135,5	14:01'53.748
2	39.204	34.274	38.831	1'52.309	223,1	14:03'58.425
3	38.625	34.413	41.124	1'54.162	227,8	14:05'50.734
4	36.334	30.837	37.659	1'44.830	235,3	14:07'44.896
5	36.112	30.524	3'10.756	4'17.392P	234,3	14:09'29.726
6	48.958	37.396	41.384	2'07.738P	154,7	14:13'47.118
7	39.964	34.385	40.052	1'54.401	229,3	14:15'54.856
8	37.722	31.790	38.773	1'48.285	229,3	14:17'49.257
9	35.787	30.144	37.209	1'43.140	234,3	14:19'37.542
10	35.604	31.840	50.304	1'57.748	236,8	14:21'20.682
11	35.672	30.227	37.229	1'43.128	236,8	14:23'18.430
12	35.832	30.249	37.247	1'43.328	239,5	14:25'01.558
13	38.676			6'13.394P	234,8	14:26'44.886
14	41.100	32.278	38.898	1'52.276P	171,7	14:32'58.280
15	35.697	30.384	37.301	1'43.382	234,3	14:34'50.556
16	35.741	30.272	37.212	1'43.225	233,3	14:36'33.938
17	36.847			6'58.269P	234,8	14:38'17.163
18	42.114	32.356	38.094	1'52.564P	172,0	14:45'15.432
19	35.839	31.448	37.911	1'45.198	236,3	14:47'07.996
20	35.543	30.220	37.330	1'43.093	235,8	14:48'53.194
21	40.139	36.314	39.650	1'56.103	236,3	14:50'36.287
22	35.602	30.180	37.437	1'43.219	235,8	14:52'32.390
						14:54'15.609

5 P. PASMA (1'43.089)						
Lap	Seg.1	Seg.2	Seg.3	Lap Time	km/h	Local Time
1	47.997	36.119	39.651	2'03.767P	133,3	14:01'56.298
2	38.746	34.211	39.968	1'52.925	229,3	14:04'00.065
3	36.537	33.621	38.544	1'48.702	238,9	14:05'52.990
4	35.877	36.416	38.454	1'50.747	238,9	14:07'41.692
5	35.549	30.481	37.155	1'43.185	240,0	14:09'32.439
6	42.889	41.448	39.282	2'03.619	239,5	14:11'15.624
7	35.518	30.354	37.217	1'43.089	240,0	14:13'19.243
8	39.626			6'28.862P	238,9	14:15'02.332
9	42.152	32.680	37.887	1'52.719P	173,1	14:21'31.194
10	35.715	30.423	37.210	1'43.348	239,5	14:23'23.913
11	35.747	30.951	37.386	1'44.084	240,0	14:25'07.261
12	35.848	30.513	37.297	1'43.658	238,9	14:26'51.345
13	35.708	30.530	37.227	1'43.465	238,9	14:28'35.003
14	36.103	30.482	37.348	1'43.933	237,9	14:30'18.468
15	35.668	30.484	37.175	1'43.327	237,4	14:32'02.401
16	35.764	30.651	37.417	1'43.832	238,4	14:33'45.728
17	35.877	30.669	37.226	1'43.772	237,9	14:35'29.560
18	37.034	31.139	37.341	1'45.514	242,2	14:37'13.332
19	36.004	30.980	37.695	1'44.679	240,5	14:38'58.846
20	36.400	30.596	37.432	1'44.428	240,5	14:40'43.525
21	37.545			5'54.694P	239,5	14:42'27.953
22	47.573	34.889	37.821	2'00.283P	165,4	14:48'22.647
23	36.401	32.701	37.439	1'46.541	240,5	14:50'22.930
						14:52'09.471

10 G. PETECOF (1'43.794)						
Lap	Seg.1	Seg.2	Seg.3	Lap Time	km/h	Local Time
1	47.311	41.758	1'43.077	3'12.146P	165,9	14:03'47.673
2	43.694	38.040	1'16.385	2'38.119P	177,0	14:06'59.819
3	42.262	35.806	49.365	2'07.433P	177,0	14:09'37.938
4	36.217	31.238	37.596	1'45.051	237,9	14:11'45.371
5	36.017	31.519	37.553	1'45.089	237,4	14:13'30.422
						14:15'15.511

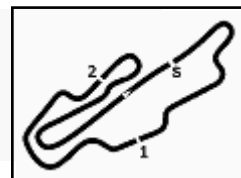
6	35.986	30.774	37.447	1'44.207	238,4	14:16'59.718
7	35.889	30.768	37.402	1'44.059	237,4	14:18'43.777
8	35.879	30.769	37.542	1'44.190	238,9	14:20'27.967
9	35.944	30.726	37.288	1'43.958	237,9	14:22'11.925
10	35.882	30.723	37.397	1'44.002	238,9	14:23'55.927
11	35.889	30.706	37.423	1'44.018	238,4	14:25'39.945
12	35.966	30.599	37.355	1'43.920	237,9	14:27'23.865
13	35.859	30.606	37.329	1'43.794	237,9	14:29'07.659
14	36.462	31.137	37.394	1'44.993	238,4	14:30'52.652
15	36.213	30.752	37.361	1'44.326	238,9	14:32'36.978
16	36.120	30.729	37.359	1'44.208	238,9	14:34'21.186
17	36.788	30.732	37.429	1'44.949	238,4	14:36'06.135
18	36.085	30.568	37.324	1'43.977	237,4	14:37'50.112
19	36.154	30.690	37.223	1'44.067	240,0	14:39'34.179
20	36.115	30.682	37.251	1'44.048	237,9	14:41'18.227
21	36.094	30.884	37.421	1'44.399	238,4	14:43'02.626
22	35.995	30.567	37.310	1'43.872	239,5	14:44'46.498

13 J. FERATI (1'49.816)						
Lap	Seg.1	Seg.2	Seg.3	Lap Time	km/h	Local Time
1	48.652	38.133	1'49.389	3'16.174P	135,0	14:00'09.607
2	47.339	36.728	1'23.438	2'47.505P	154,1	14:03'25.781
3	41.495	34.586	40.018	1'56.099P	163,6	14:06'13.286
4	38.610	36.021	40.156	1'54.787	223,1	14:08'09.385
5	38.129	33.137	39.601	1'50.867	224,1	14:10'04.172
6	38.789	33.068	39.673	1'51.530	224,1	14:11'55.039
7	39.406	33.173	39.718	1'52.297	223,6	14:13'46.569
8	37.956	33.035	39.923	1'50.914	222,7	14:15'38.866
9	39.495	33.113	39.701	1'52.309	220,9	14:17'29.780
10	38.132	33.028	40.401	1'51.561	225,0	14:19'22.089
11	38.039	32.741	39.725	1'50.505	222,7	14:21'13.650
12	37.945	32.892	39.833	1'50.670	224,5	14:23'04.155
13	41.883			6'21.833P	222,7	14:24'54.825
14	47.289	37.910	41.786	2'06.985P	152,8	14:31'16.658
15	39.531	35.476	42.403	1'57.410	216,4	14:33'23.643
16	38.403	33.247	39.675	1'51.325	222,7	14:35'21.053
17	37.793	33.546	39.703	1'51.042	223,1	14:37'12.378
18	37.800	32.954	39.589	1'50.343	224,1	14:39'03.420
19	37.651	32.856	39.575	1'50.082	225,5	14:40'53.763
20	37.556	32.802	39.458	1'49.816	224,5	14:42'43.845
21	37.749	32.732	39.529	1'50.010	226,4	14:44'33.661
22	38.398			2'55.397P	225,5	14:46'23.671
23	42.499	33.423	39.677	1'55.599P	155,6	14:49'19.068
24	37.740	32.755	39.567	1'50.062	224,1	14:51'14.667
25	37.727	32.638	39.458	1'49.823	223,6	14:53'04.729
						14:54'54.552

14 F. UGRAN (1'48.744)						
Lap	Seg.1	Seg.2	Seg.3	Lap Time	km/h	Local Time
1	45.511	36.581	1'16.897	2'38.989P	151,3	14:03'24.782
2	40.740			1'33.755P	165,6	14:06'03.771
3	43.235	34.809	39.678	1'57.722P	163,6	14:07'37.526
4	37.578	33.038	39.395	1'50.011	227,8	14:09'35.248
5	37.519	32.610	39.478	1'49.607	227,8	14:11'25.259
6	37.342	50.046	40.021	2'07.409	226,9	14:13'14.866
7	37.658	32.898	39.995	1'50.551	226,4	14:15'22.275
8	37.850	32.712	39.452	1'50.014	229,8	14:17'12.826
9	37.779	37.686	5'15.852	6'31.317P	227,8	14:19'02.840
10	45.836	34.546	43.464	2'03.846P	152,3	14:25'34.157
11	37.973	32.941	39.355	1'50.269	225,0	14:27'38.003
						14:29'28.272

01/10/2020

P = Pits In/Out - C = Lap Time Cancelled



ACI Racing Weekend Mugello 01-04 Ottobre 2020

Test Formula Regional + Italian F4 - Analysis Free Practice 3

Aut. Int. Mugello Auto 5.245 m

2 / 4

12	37.730	32.591	39.202	1'49.523	226,4	14:31'17.795	20	37.738	32.524	39.747	1'50.009	225,0	14:45'50.591
13	38.811	33.205	39.413	1'51.429	227,4	14:33'09.224	21	37.510	32.640	41.836	1'51.986	227,8	14:47'42.577
14	37.840			4'46.515P	226,9	14:37'55.739	22	37.498	32.716	39.647	1'49.861	225,5	14:49'32.438
15	50.689	39.660	45.309	2'15.658P	139,2	14:40'11.397							
16	42.561	38.781	42.893	2'04.235	189,5	14:42'15.632							
17	38.194	32.896	39.433	1'50.523	226,9	14:44'06.155							
18	37.636	33.039	39.383	1'50.058	228,8	14:45'56.213							
19	37.425	32.482	39.147	1'49.054	229,3	14:47'45.267							
20	37.364	32.234	39.146	1'48.744	229,3	14:49'34.011							
21	37.170	43.833	40.620	2'01.623	230,8	14:51'35.634							

33 G. HENRION (1'46.819)

Lap	Seg.1	Seg.2	Seg.3	Lap Time	km/h	Local Time
1	43.930	35.003	38.791	1'57.724P	163,4	14:05'25.886
2	37.923	32.516	38.358	1'48.797	236,3	14:07'14.683
3	37.457	32.108	39.262	1'48.827	238,9	14:09'03.510
4	37.424	31.857	38.234	1'47.515	236,8	14:10'51.025
5	37.020	31.788	38.222	1'47.030	240,5	14:12'38.055
6	37.218	32.339	12'01.994	13'11.551P	238,4	14:25'49.606
7	47.797	38.758	44.192	2'10.747P	120,7	14:28'00.353
8	39.961	33.808	38.723	1'52.492	206,9	14:29'52.845
9	37.614	32.305	37.985	1'47.904	235,8	14:31'40.749
10	37.238	31.935	38.064	1'47.237	236,8	14:33'27.986
11	37.472	31.978	38.029	1'47.479	236,3	14:35'15.465
12	37.324	32.098	38.083	1'47.505	236,8	14:37'02.970
13	37.237	32.311	39.292	1'48.840	235,8	14:38'51.810
14	36.841	32.081	37.897	1'46.819	240,5	14:40'38.629
15	37.203	33.811	3'35.890	4'46.904P	239,5	14:45'25.533
16	43.774	32.457	38.055	1'54.286P	136,0	14:47'19.819
17	37.172	32.158	37.997	1'47.327	240,0	14:49'07.146

15 P. WISNICKI (1'50.239)

Lap	Seg.1	Seg.2	Seg.3	Lap Time	km/h	Local Time
1	46.646	36.482	40.869	2'03.997P	154,1	14:02'57.724
2	39.534	34.697	1'24.972	2'39.203P	219,1	14:05'36.927
3	41.739	33.064	1'18.302	2'33.105P	163,4	14:08'10.032
4	41.132	33.661	40.301	1'55.094P	163,4	14:10'05.126
5	38.148	33.146	39.754	1'51.048	225,9	14:11'56.174
6	39.260	33.458	39.756	1'52.474	226,9	14:13'48.648
7	38.128	33.129	39.574	1'50.831	227,4	14:15'39.479
8	37.893	32.988	39.806	1'50.687	227,4	14:17'30.166
9	38.250	32.781	39.954	1'50.985	228,3	14:19'21.151
10	38.189	33.438	43.178	1'54.805	223,1	14:21'15.956
11	39.895	33.638	40.189	1'53.722	222,2	14:23'09.678
12	38.331	33.038	39.772	1'51.141	224,5	14:25'00.819
13	38.682	34.421	5'58.488	7'11.591P	224,1	14:32'12.410
14	48.348	36.858	41.487	2'06.693P	151,3	14:34'19.103
15	39.529	33.678	39.913	1'53.120	211,4	14:36'12.223
16	38.212	33.002	39.757	1'50.971	222,2	14:38'03.194
17	38.125	33.116	39.860	1'51.101	224,1	14:39'54.295
18	38.050	32.995	40.173	1'51.218	224,5	14:41'45.513
19	38.114	32.744	39.626	1'50.484	223,1	14:43'35.997
20	38.333	32.729	39.657	1'50.719	223,6	14:45'26.716
21	38.136	32.583	40.003	1'50.722	225,9	14:47'17.438
22	38.023	32.803	40.157	1'50.983	225,9	14:49'08.421
23	38.166	32.555	39.518	1'50.239	227,4	14:50'58.660
24	38.025	32.640	39.602	1'50.267	226,9	14:52'48.927

40 K. LAPPALAINEN (1'44.174)

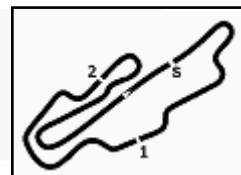
Lap	Seg.1	Seg.2	Seg.3	Lap Time	km/h	Local Time
1	54.346	39.142	42.379	2'15.867P	110,9	14:03'56.084
2	40.892	37.565	1'32.322	2'50.779P	231,3	14:06'46.863
3	39.055	31.281	37.569	1'47.905P	175,3	14:08'34.768
4	36.137	30.862	37.391	1'44.390	238,9	14:10'19.158
5	35.919	30.817	37.438	1'44.174	240,5	14:12'03.332
6	36.144	30.986	37.617	1'44.747	239,5	14:13'48.079
7	36.847	31.142	37.691	1'45.680	241,1	14:15'33.759
8	36.090	30.955	37.649	1'44.694	238,9	14:17'18.453
9	36.119	30.758	37.621	1'44.498	239,5	14:19'02.951
10	36.260	31.025	37.641	1'44.926	239,5	14:20'47.877
11	36.148	30.880	37.665	1'44.693	238,9	14:22'32.570
12	36.143	31.010	37.667	1'44.820	238,4	14:24'17.390
13	36.304	30.986	37.596	1'44.886	238,4	14:26'02.276
14	36.631	31.553	37.705	1'45.889	238,4	14:27'48.165
15	36.477	31.105	37.564	1'45.146	238,9	14:29'33.311
16	36.325	31.281	37.587	1'45.193	239,5	14:31'18.504
17	37.033	31.442	37.770	1'46.245	241,6	14:33'04.749
18	36.606	31.606	37.953	1'46.165	238,9	14:34'50.914
19	37.120	31.328	9'53.338	11'01.786P	237,4	14:45'52.700
20	49.985	34.417	38.168	2'02.570P	111,5	14:47'55.270
21	36.410	31.156	37.395	1'44.961	240,5	14:49'40.231
22	36.277	31.430	37.766	1'45.473	240,5	14:51'25.704

41 E. PESCE (1'45.355)

Lap	Seg.1	Seg.2	Seg.3	Lap Time	km/h	Local Time
1	47.505	35.440	40.368	2'03.313P	145,0	14:00'42.411
2	39.181	32.910	38.756	1'50.847	213,4	14:04'36.571
3	36.955	31.890	38.111	1'46.956	237,4	14:06'23.527
4	36.592	31.728	38.140	1'46.460	237,9	14:08'09.987
5	36.815	36.600	38.516	1'51.931	242,2	14:10'01.918
6	37.310	31.936	38.250	1'47.496	236,8	14:11'49.414
7	36.999	31.973	38.397	1'47.369	237,4	14:13'36.783

01/10/2020 P = Pits In/Out - C = Lap Time Cancelled





ACI Racing Weekend Mugello 01-04 Ottobre 2020 Test Formula Regional + Italian F4 - Analysis Free Practice 3

Aut. Int. Mugello Auto 5.245 m

3 / 4

8	37.108	32.314	38.620	1'48.042	236,3	14:15'24.825	18	37.748	32.620	39.320	1'49.688	224,1	14:39'47.701
9	36.974	32.317	38.701	1'47.992	237,4	14:17'12.817	19	38.160			4'45.171P	226,4	14:44'32.872
10	37.247			8'41.993P	235,8	14:25'54.810	20	41.809	32.856	39.676	1'54.341P	157,7	14:46'27.213
11	46.409	35.411	40.159	2'01.979P	166,2	14:27'56.789	21	37.878	32.744	39.472	1'50.094	226,4	14:48'17.307
12	39.333	31.959	38.759	1'50.051	195,3	14:29'46.840	22	37.632	32.501	39.621	1'49.754	226,9	14:50'07.061
13	36.598	31.212	37.764	1'45.574	234,8	14:31'32.414	23	37.540	32.692	39.646	1'49.878	226,9	14:51'56.939
14	36.360	31.128	37.867	1'45.355	235,8	14:33'17.769	24	37.638	38.692	44.475	2'00.805	226,4	14:53'57.744
15	36.457	31.140	37.807	1'45.404	234,8	14:35'03.173							
16	36.628	31.043	37.809	1'45.480	235,3	14:36'48.653							
17	36.530	31.288	37.756	1'45.574	235,8	14:38'34.227							
18	36.628	31.388	37.825	1'45.841	237,4	14:40'20.068							
19	36.606	32.125	38.020	1'46.751	238,9	14:42'06.819							
20	44.807	32.486	38.058	1'55.351	235,8	14:44'02.170							
21	36.695	32.408	38.117	1'47.220	240,0	14:45'49.390							
22	36.748	31.229	37.960	1'45.937	238,9	14:47'35.327							

99 A. COLA (1'47.926)

Lap	Seg.1	Seg.2	Seg.3	Lap Time	km/h	Local Time
						14:00'38.765
1	45.440	38.267	41.746	2'05.453P	160,5	14:02'44.218
2	40.628	35.644	39.578	1'55.850	227,4	14:04'40.068
3	38.086	33.695	39.184	1'50.965	232,8	14:06'31.033
4	37.918	33.393	39.042	1'50.353	233,3	14:08'21.386
5	38.004	34.003	39.596	1'51.603	233,3	14:10'12.989
6	37.933	34.169	7'43.308	8'55.410P	233,8	14:19'08.399
7	45.958	38.663	43.822	2'08.443P	161,0	14:21'16.842
8	41.236	35.134	40.036	1'56.406	219,5	14:23'13.248
9	37.990	34.649	39.612	1'52.251	233,8	14:25'05.499
10	38.996	34.168	8'50.970	10'04.134P	233,8	14:35'09.633
11	41.632	35.868	40.073	1'57.573P	171,7	14:37'07.206
12	37.584	32.504	38.562	1'48.650	233,3	14:38'55.856
13	37.111	32.572	38.722	1'48.405	234,3	14:40'44.261
14	37.030	32.878	38.496	1'48.404	237,4	14:42'32.665
15	37.259	32.368	38.299	1'47.926	234,3	14:44'20.591
16	37.319	32.430	38.370	1'48.119	235,8	14:46'08.710
17	36.852	32.640	38.510	1'48.002	237,4	14:47'56.712
18	37.126	32.635	38.545	1'48.306	237,9	14:49'45.018
19	37.146	32.811	38.633	1'48.590	236,3	14:51'33.608

55 J. CHADWICK (1'44.464)

Lap	Seg.1	Seg.2	Seg.3	Lap Time	km/h	Local Time
						14:04'17.358
1	45.313	34.800	1'31.525	2'51.638P	155,2	14:07'08.996
2	39.901	34.059	40.344	1'54.304P	176,5	14:09'03.300
3	36.369	31.167	37.560	1'45.096	235,8	14:10'48.396
4	36.091	31.045	37.584	1'44.720	236,8	14:12'33.116
5	36.150	30.975	37.608	1'44.733	236,8	14:14'17.849
6	36.059	30.917	37.678	1'44.654	236,8	14:16'02.503
7	36.107	30.999	37.688	1'44.794	235,8	14:17'47.297
8	36.223	31.033	37.701	1'44.957	236,3	14:19'32.254
9	36.119	30.915	37.567	1'44.601	236,8	14:21'16.855
10	37.662	31.469	37.965	1'47.096	236,8	14:23'03.951
11	36.297	30.991	37.898	1'45.186	236,3	14:24'49.137
12	36.200	30.922	37.616	1'44.738	235,3	14:26'33.875
13	36.163	31.087	37.696	1'44.946	236,3	14:28'18.821
14	36.195	30.984	37.684	1'44.863	236,8	14:30'03.684
15	36.243	31.160	37.723	1'45.126	236,8	14:31'48.810
16	36.212	30.769	37.483	1'44.464	236,3	14:33'33.274
17	36.391	31.740	38.022	1'46.153	237,4	14:35'19.427
18	36.563	31.699	37.860	1'46.122	235,8	14:37'05.549
19	36.478	31.201	37.714	1'45.393	237,4	14:38'50.942
20	36.283	31.780	37.680	1'45.743	237,9	14:40'36.685
21	36.202	31.226	37.572	1'45.000	237,4	14:42'21.685

103 P. CHOVET (1'43.673)

Lap	Seg.1	Seg.2	Seg.3	Lap Time	km/h	Local Time
						14:01'47.967
1	45.488	35.480	38.928	1'59.896P	165,4	14:03'47.863
2	37.927	33.830	38.127	1'49.884	232,8	14:05'37.747
3	36.436	32.167	41.233	1'49.836	238,4	14:07'27.583
4	36.213	31.308	37.535	1'45.056	237,9	14:09'12.639
5	36.064	37.302	51.431	2'04.797	240,0	14:11'17.436
6	36.329	30.986	37.565	1'44.880	240,0	14:13'02.316
7	36.327	36.856	7'28.098	8'41.281P	237,9	14:21'43.597
8	43.445	32.453	37.924	3'30.549P	172,2	14:25'14.146
9	36.293	31.435	40.703	1'48.431	237,4	14:27'02.577
10	38.034	40.850	39.420	1'58.304	238,4	14:29'00.881
11	36.916			9'38.110P	173,4	14:38'38.991
12	46.303	43.181	40.092	2'09.576P	150,0	14:40'48.567
13	40.055	33.423	38.967	1'52.445	227,4	14:42'41.012
14	35.974	30.694	37.364	1'44.032	237,9	14:44'25.044
15	35.754	35.664	43.739	1'55.157	241,1	14:46'20.201
16	36.084	30.465	37.773	1'44.322	240,0	14:48'04.523
17	35.768	30.505	37.400	1'43.673	237,4	14:49'48.196

68 S. RAMOS REYNOSO (1'49.184)

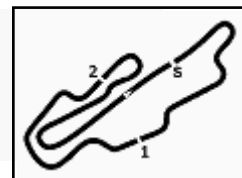
Lap	Seg.1	Seg.2	Seg.3	Lap Time	km/h	Local Time
						14:00'48.891
1	47.363	37.776	1'35.435	3'00.574P		14:03'49.465
2	42.198			1'34.776P	150,0	14:05'24.241
3	41.399	33.604	40.005	1'55.008P	161,9	14:07'19.249
4	37.966	32.628	39.563	1'50.157	223,6	14:09'09.406
5	37.842	32.599	39.631	1'50.072	224,5	14:10'59.478
6	37.753	32.536	39.662	1'49.951	225,5	14:12'49.429
7	37.920	33.758	44.553	1'56.231	224,5	14:14'45.660
8	39.572	37.851	40.869	1'58.292	224,1	14:16'43.952
9	38.277	34.830	3'37.913	4'51.020P	223,1	14:21'34.972
10	48.011	38.580	42.244	2'08.835P	155,8	14:23'43.807
11	39.984	34.466	40.042	1'54.492	216,4	14:25'38.299
12	40.747	33.082	39.736	1'53.565	220,4	14:27'31.864
13	37.767	32.976	39.577	1'50.320	224,1	14:29'22.184
14	37.547	32.302	39.335	1'49.184	224,5	14:31'11.368
15	40.335	39.130	39.778	1'59.243	225,0	14:33'10.611
16	38.116			2'52.518P	225,5	14:36'03.129
17	42.129	33.097	39.658	1'54.884P	156,5	14:37'58.013

106 O. RASMUSSEN (1'43.782)

Lap	Seg.1	Seg.2	Seg.3	Lap Time	km/h	Local Time
						14:04'38.621
1	43.207	33.821	1'21.633	2'38.661P	167,4	14:07'17.282
2	41.914	37.213	1'11.407	2'30.534P	173,6	14:09'47.816
3	39.861	33.023	38.082	3'20.034P	178,5	14:13'07.850
4	36.087	31.065	37.609	1'44.761	238,4	14:14'52.611
5	35.840	30.809	37.593	1'44.242	238,4	14:16'36.853
6	35.834	30.639	37.372	1'43.845	237,4	14:18'20.698

01/10/2020

P = Pits In/Out - C = Lap Time Cancelled



ACI Racing Weekend Mugello 01-04 Ottobre 2020

Test Formula Regional + Italian F4 - Analysis Free Practice 3

Aut. Int. Mugello Auto 5.245 m

4 / 4

7	35.882	30.602	37.356	1'43.840	237,9	14:20'04.538	23	36.263	31.183	37.619	1'45.065	241,6	14:46'18.266
8	35.936	31.214	37.485	1'44.635	238,4	14:21'49.173							
9	35.917	31.049	37.395	1'44.361	238,4	14:23'33.534							
10	35.800	30.653	37.329	1'43.782	238,9	14:25'17.316							
11	35.815	30.743	37.365	1'43.923	240,0	14:27'01.239							
12	35.948	30.543	37.342	1'43.833	239,5	14:28'45.072							
13	35.945	30.744	37.353	1'44.042	238,9	14:30'29.114							
14	35.847	30.612	37.377	1'43.836	237,9	14:32'12.950							
15	35.974	30.759	37.375	1'44.108	237,4	14:33'57.058							
16	35.986	30.553	37.335	1'43.874	236,8	14:35'40.932							
17	36.028	30.581	37.412	1'44.021	237,4	14:37'24.953							
18	35.908	30.604	37.313	1'43.825	238,4	14:39'08.778							
19	35.999	30.636	37.322	1'43.957	240,5	14:40'52.735							
20	36.206	30.699	37.375	1'44.280	240,5	14:42'37.015							
21	35.865	30.643	37.319	1'43.827	240,5	14:44'20.842							
22	36.079	30.524	37.364	1'43.967	242,7	14:46'04.809							

111 A. FAMULARO (1'44.430)

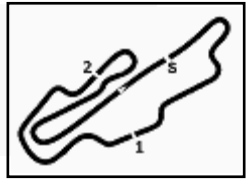
Lap	Seg.1	Seg.2	Seg.3	Lap Time	km/h	Local Time
						14:18'54.420
1	42.555	39.119	38.920	2'00.594P	168,2	14:20'55.014
2	36.955	31.790	37.778	1'46.523	230,8	14:22'41.537
3	36.308	31.099	37.613	1'45.020	233,8	14:24'26.557
4	36.141	31.032	37.802	1'44.975	235,8	14:26'11.532
5	38.124			3'57.409P	235,8	14:30'08.941
6	47.664	36.069	42.088	2'05.821P	166,4	14:32'14.762
7	37.587	34.026	42.445	1'54.058	231,3	14:34'08.820
8	36.366	31.025	37.674	1'45.065	235,8	14:35'53.885
9	36.183	30.999	37.566	1'44.748	234,8	14:37'38.633
10	36.091	30.805	37.534	1'44.430	237,4	14:39'23.063
11	36.097	30.779	37.597	1'44.473	238,4	14:41'07.536
12	44.187	36.347	37.773	1'58.307	186,5	14:43'05.843
13	36.131	30.876	37.631	1'44.638	237,9	14:44'50.481
14	36.363	31.720	40.326	1'48.409	239,5	14:46'38.890
15	36.087	32.545	46.513	1'55.145	238,9	14:48'34.035

114 A. LECLERC (1'43.347)

Lap	Seg.1	Seg.2	Seg.3	Lap Time	km/h	Local Time
						14:05'09.624
1	50.185	38.790	1'20.752	2'49.727P	133,5	14:07'59.351
2	41.456	33.709	38.474	1'53.639P	179,4	14:09'52.990
3	35.968	30.997	37.342	1'44.307	237,9	14:11'37.297
4	35.753	30.560	37.176	1'43.489	237,9	14:13'20.786
5	35.712	30.472	37.163	1'43.347	240,0	14:15'04.133
6	35.662	30.485	37.268	1'43.415	240,0	14:16'47.548
7	35.896	30.733	37.257	1'43.886	238,4	14:18'31.434
8	35.823	30.446	37.408	1'43.677	237,9	14:20'15.111
9	35.970	30.443	37.412	1'43.825	237,9	14:21'58.936
10	35.799	30.673	37.375	1'43.847	238,4	14:23'42.783
11	35.889	30.610	37.316	1'43.815	238,4	14:25'26.598
12	35.911	30.693	37.458	1'44.062	238,4	14:27'10.660
13	36.000	30.594	37.287	1'43.881	239,5	14:28'54.541
14	36.053	30.532	37.349	1'43.934	238,4	14:30'38.475
15	36.146	30.780	37.281	1'44.207	237,4	14:32'22.682
16	36.113	30.718	37.364	1'44.195	237,9	14:34'06.877
17	36.200	30.661	37.467	1'44.328	237,4	14:35'51.205
18	36.035	30.877	37.314	1'44.226	236,3	14:37'35.431
19	36.356	30.771	37.421	1'44.548	238,4	14:39'19.979
20	36.146	30.794	37.321	1'44.261	238,9	14:41'04.240
21	36.076	30.835	37.383	1'44.294	239,5	14:42'48.534
22	36.215	30.960	37.492	1'44.667	239,5	14:44'33.201

01/10/2020

P = Pits In/Out - C = Lap Time Cancelled



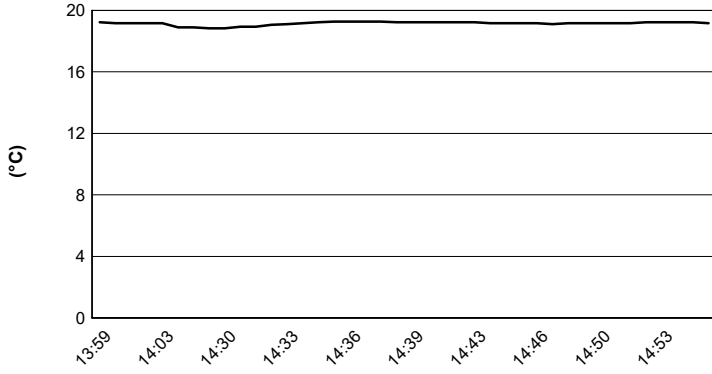
ACI Racing Weekend Mugello 01-04 Ottobre 2020

Test Formula Regional + Italian F4 - Weather Report Free Practice 3

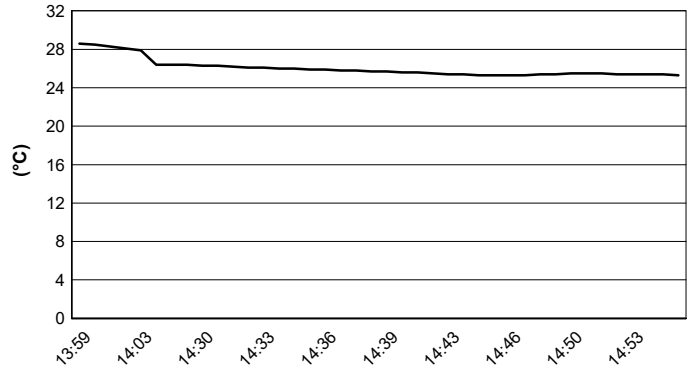
Aut. Int. Mugello Auto 5.245 m

Session started 13:59 - Session ended 14:56

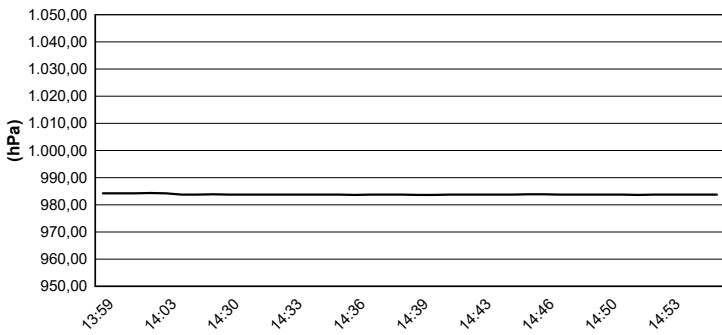
Air Temperature



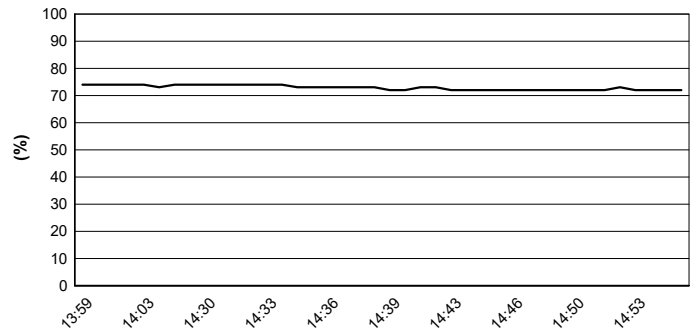
Track Temperature



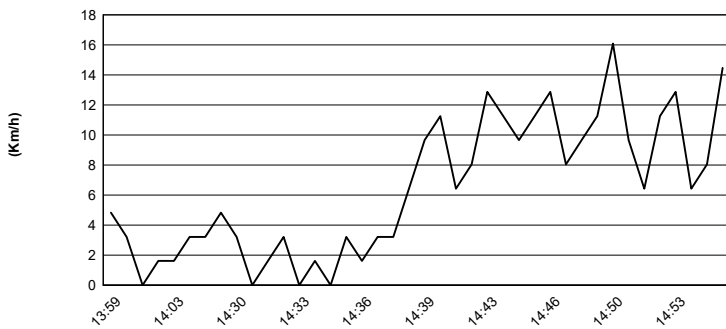
Air Pressure



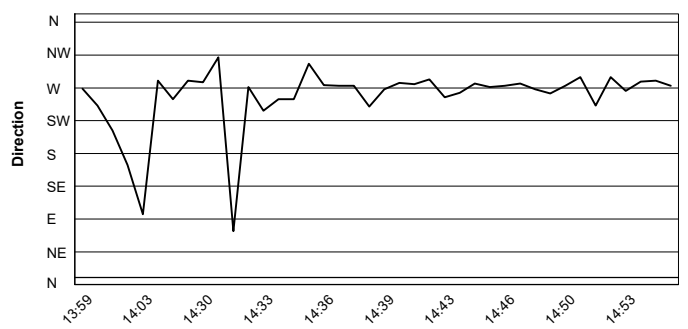
Humidity



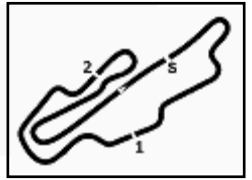
Wind Speed



Wind Direction



01/10/2020



ACI Racing Weekend Mugello 01-04 Ottobre 2020

Test Formula Regional + Italian F4 - Sector and Speeds Free Practice 3

Aut. Int. Mugello Auto 5.245 m

BEST LAP			
1	5	PASMA Patrick	F3 Tatuus 318 A.R. 1'43.089
2	4	VIPS Juri	F3 Tatuus 318 A.R. 1'43.093
3	114	LECLERC Arthur	F3 Tatuus 318 A.R. 1'43.347
4	103	CHOVET Pierre Louis	F3 Tatuus 318 A.R. 1'43.673
5	106	RASMUSSEN Oliver	F3 Tatuus 318 A.R. 1'43.782
6	10	PETECOF Gianluca	F3 Tatuus 318 A.R. 1'43.794
7	40	LAPPALAINEN Konsta	F3 Tatuus 318 A.R. 1'44.174
8	111	FAMULARO Alessandro	F3 Tatuus 318 A.R. 1'44.430
9	55	CHADWICK Jamie	F3 Tatuus 318 A.R. 1'44.464
10	41	PESCE Emilio	F3 Tatuus 318 A.R. 1'45.355
11	33	HENRION Gillian	F3 Tatuus 318 A.R. 1'46.819
12	99	COLA Andrea	F3 Tatuus 318 A.R. 1'47.926
13	14	UGRAN Filip Joan	Tatuus F4 T-014 Abarth 1'48.744
14	68	RAMOS REYNOSO Santiago	Tatuus F4 T-014 Abarth 1'49.184
15	28	BRASCHI Francesco	Tatuus F4 T-014 Abarth 1'49.324
16	13	FERATI Jasin	Tatuus F4 T-014 Abarth 1'49.816
17	15	WISNICKI Piotr	Tatuus F4 T-014 Abarth 1'50.239

SPEED			
1	106	RASMUSSEN Oliver	F3 Tatuus 318 A.R. 242,7
2	41	PESCE Emilio	F3 Tatuus 318 A.R. 242,2
3	5	PASMA Patrick	F3 Tatuus 318 A.R. 242,2
4	10	PETECOF Gianluca	F3 Tatuus 318 A.R. 241,6
5	40	LAPPALAINEN Konsta	F3 Tatuus 318 A.R. 241,6
6	114	LECLERC Arthur	F3 Tatuus 318 A.R. 241,6
7	103	CHOVET Pierre Louis	F3 Tatuus 318 A.R. 241,1
8	33	HENRION Gillian	F3 Tatuus 318 A.R. 240,5
9	4	VIPS Juri	F3 Tatuus 318 A.R. 239,5
10	111	FAMULARO Alessandro	F3 Tatuus 318 A.R. 239,5
11	55	CHADWICK Jamie	F3 Tatuus 318 A.R. 237,9
12	99	COLA Andrea	F3 Tatuus 318 A.R. 237,9
13	14	UGRAN Filip Joan	Tatuus F4 T-014 Abarth 230,8
14	15	WISNICKI Piotr	Tatuus F4 T-014 Abarth 228,3
15	28	BRASCHI Francesco	Tatuus F4 T-014 Abarth 227,8
16	68	RAMOS REYNOSO Santiago	Tatuus F4 T-014 Abarth 226,9
17	13	FERATI Jasin	Tatuus F4 T-014 Abarth 226,4

SEG. 1		
1	5	PASMA Patrick 35.518
2	4	VIPS Juri 35.543
3	114	LECLERC Arthur 35.662
4	103	CHOVET Pierre Louis 35.754
5	106	RASMUSSEN Oliver 35.815
6	10	PETECOF Gianluca 35.859
7	40	LAPPALAINEN Konsta 35.919
8	55	CHADWICK Jamie 36.059
9	111	FAMULARO Alessandro 36.087
10	41	PESCE Emilio 36.360
11	33	HENRION Gillian 36.841
12	99	COLA Andrea 36.852
13	14	UGRAN Filip Joan 37.170
14	28	BRASCHI Francesco 37.498
15	68	RAMOS REYNOSO Sa 37.540
16	13	FERATI Jasin 37.556
17	15	WISNICKI Piotr 37.893

SEG. 2		
1	4	VIPS Juri 30.116
2	5	PASMA Patrick 30.354
3	114	LECLERC Arthur 30.443
4	103	CHOVET Pierre Louis 30.465
5	106	RASMUSSEN Oliver 30.524
6	10	PETECOF Gianluca 30.567
7	40	LAPPALAINEN Konsta 30.758
8	55	CHADWICK Jamie 30.769
9	111	FAMULARO Alessandro 30.779
10	41	PESCE Emilio 31.043
11	33	HENRION Gillian 31.788
12	14	UGRAN Filip Joan 32.234
13	68	RAMOS REYNOSO Sa 32.302
14	99	COLA Andrea 32.368
15	28	BRASCHI Francesco 32.384
16	15	WISNICKI Piotr 32.555
17	13	FERATI Jasin 32.638

SEG. 3		
1	5	PASMA Patrick 37.155
2	114	LECLERC Arthur 37.163
3	4	VIPS Juri 37.209
4	10	PETECOF Gianluca 37.223
5	106	RASMUSSEN Oliver 37.313
6	103	CHOVET Pierre Louis 37.364
7	40	LAPPALAINEN Konsta 37.391
8	55	CHADWICK Jamie 37.483
9	111	FAMULARO Alessandro 37.534
10	41	PESCE Emilio 37.756
11	33	HENRION Gillian 37.897
12	99	COLA Andrea 38.299
13	14	UGRAN Filip Joan 39.146
14	68	RAMOS REYNOSO Sa 39.320
15	28	BRASCHI Francesco 39.356
16	13	FERATI Jasin 39.458
17	15	WISNICKI Piotr 39.518

01/10/2020