

ACI Racing Weekend Misano 30 Luglio-2 Agosto 2020

Formula Regional European Championship - Results Race 1

Misano Circuit Sic 58 4.226 m

Laps 18 = 76,068 km - Avg 136,943 km/h - Race Time 33'19.704

No.	Driver	Nat	Entrant	Team	Car	Class	Laps	Time	Gap	Rel.	Fastest Lap
1	6 RASMUSSEN Oliver	DEN	Prema Powerteam	Prema Powerteam	F3 Tatuus 318 A.R.	R	18	33'19.704		15	1'31.814
2	5 PASMA Patrick	FIN	KIC Motorsport	KIC Motorsport	F3 Tatuus 318 A.R.		18	33'20.912	1.208	1.208	15 1'31.663
3	55 CHADWICK Jamie Laura	GBR	Prema Powerteam	Prema Powerteam	F3 Tatuus 318 A.R.		18	33'21.690	1.986	0.778	15 1'31.864
4	10 PETECOF Gianluca	BRA	Prema Powerteam	Prema Powerteam	F3 Tatuus 318 A.R.	R	18	33'22.339	2.635	0.649	15 1'31.881
5	3 CHOVET Pierre Louis	FRA	Van Amersfoort Racing	Van Amersfoort Racing	F3 Tatuus 318 A.R.	R	18	33'22.723	3.019	0.384	5 1'32.341
6	99 COLA Andrea	ITA	Monolite Racing	Monolite Racing	F3 Tatuus 318 A.R.	R	18	33'23.356	3.652	0.633	7 1'33.101
7P	41 PESCE Emilio	ITA	DR Formula RP Motorsport	DR Formula RP Motorsport	F3 Tatuus 318 A.R.	R	18	33'48.560	28.856	25.204	9 1'32.836
8	33 HENRION Gillian	FRA	Henrion Samuel GTE	Gillian Track Events GTE	F3 Tatuus 318 A.R.		15	26'55.797	3 Laps	3 Laps	10 1'33.046
9	40 LAPPALAINEN Konsta	FIN	KIC Motorsport	KIC Motorsport	F3 Tatuus 318 A.R.		14	25'20.069	4 Laps	1 Lap	9 1'32.378
----- Not Classified -----											
RET	4 VIPS Juri	EST	KIC Motorsport	KIC Motorsport	F3 Tatuus 318 A.R.		10	17'32.994	8 Laps		6 1'31.452
RET	14 LECLERC Arthur	MON	Prema Powerteam	Prema Powerteam	F3 Tatuus 318 A.R.	R	0				

Starting: 11 Classified: 9 Not Classified: 0 Retired: 2 Not Started: 0
 Fastest Lap N. 6 No. 4 Juri Vips 2 Time 1'31.452 Avg. 166,356 Km/h

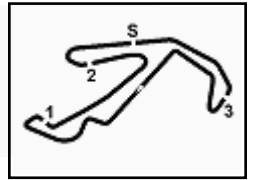
The driver n. 41 (Pesce E.) was penalized of 25 sec. for Stewards decision

Humidity:	56%	AIR	31°C
Condition:	DRY	Temp:	54°C

Race Director : Alessandro Ferrari

Clerk of the Course : Fabrizio Fondacci

01/08/2020 Start 13:42 End 14:16



ACI Racing Weekend Misano 30 Luglio-2 Agosto 2020

Formula Regional European Championship - Results by Class Race 1

Misano Circuit Sic 58 4.226 m

Rookie

Laps 18 = 76,068 km - Avg 136,943 km/h - Race Time 33'19.704

No.	Driver	Nat	Entrant	Team	Car	Laps	Time	Gap	Rel.	Fastest Lap
1	6 RASMUSSEN Oliver	DEN	Prema Powerteam	Prema Powerteam	F3 Tatuus 318 A.R.	18	33'19.704		15	1'31.814
2	10 PETECOF Gianluca	BRA	Prema Powerteam	Prema Powerteam	F3 Tatuus 318 A.R.	18	33'22.339	2.635	2.635	15 1'31.881
3	3 CHOVET Pierre Louis	FRA	Van Amersfoort Racing	Van Amersfoort Racing	F3 Tatuus 318 A.R.	18	33'22.723	3.019	0.384	5 1'32.341
4	99 COLA Andrea	ITA	Monolite Racing	Monolite Racing	F3 Tatuus 318 A.R.	18	33'23.356	3.652	0.633	7 1'33.101
5P	41 PESCE Emilio	ITA	DR Formula RP Motorsport	DR Formula RP Motorsport	F3 Tatuus 318 A.R.	18	33'48.560	28.856	25.204	9 1'32.836
----- Not Classified -----										
RET	14 LECLERC Arthur	MON	Prema Powerteam	Prema Powerteam	F3 Tatuus 318 A.R.	0				

Starting: 6 Classified: 5 Not Classified: 0 Retired: 1 Not Started: 0

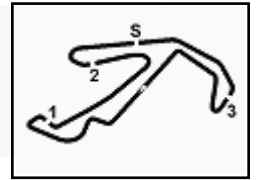
Fastest Lap N. 15 No. 6 Oliver Rasmussen Time 1'31.814 Avg. 165,700 Km/h

Humidity:	56%	AIR	31°C
Condition:	DRY	Temp:	54°C

Race Director : Alessandro Ferrari

Clerk of the Course : Fabrizio Fondacci

01/08/2020 Start 13:42 End 14:16



ACI Racing Weekend Misano 30 Luglio-2 Agosto 2020
Formula Regional European Championship - Analysis Race 1

Misano Circuit Sic 58.4.226 m

Start at 13:42'37.379

1 / 2

3 P. CHOVET (1'32.341)							
Lap	Seg.1	Seg.2	Seg.3	Seg.4	Lap Time	km/h	Local Time
1		23.033	33.530	29.860	1'59.182	213,0	13:44'36.561
2	33.750	35.611	44.648	34.706	2'28.715	151,3	13:47'05.276
3	35.951	32.712	40.397	27.333	2'16.393	182,7	13:49'21.669
4	24.993	22.493	26.270	20.188	1'33.944	212,2	13:50'55.613
5	23.786	22.140	26.231	20.184	1'32.341	211,8	13:52'27.954
6	23.798	21.951	26.532	20.255	1'32.536	213,4	13:54'00.490
7	23.816	21.878	26.547	20.350	1'32.591	213,4	13:55'33.081
8	23.822	21.927	26.451	20.388	1'32.588	215,6	13:57'05.669
9	24.404	21.994	25.956	20.346	1'32.700	213,4	13:58'38.369
10	23.814	22.125	26.092	20.334	1'32.365	213,4	14:00'10.734
11	24.087	22.000	26.334	20.217	1'32.638	213,4	14:01'43.372
12	28.363	40.264	45.121	31.245	2'24.993	156,3	14:04'08.365
13	34.736	31.341	40.277	27.315	2'13.669	157,2	14:06'22.034
14	25.041	24.296	26.508	20.543	1'36.388	214,2	14:07'58.422
15	24.274	22.714	26.636	20.329	1'33.953	212,6	14:09'32.375
16	23.893	21.978	28.231	25.102	1'39.204	210,1	14:11'11.579
17	33.114	36.452	43.289	32.674	2'25.529	120,4	14:13'37.102
18	37.950	35.057	40.150	29.837	2'22.994	150,8	14:16'00.108
Race Time 33'22.723							

4 J. VIPS (1'31.452)							
Lap	Seg.1	Seg.2	Seg.3	Seg.4	Lap Time	km/h	Local Time
1		23.006	34.674	29.839	2'02.584	199,6	13:44'39.963
2	34.751	34.681	44.775	34.532	2'28.739	133,3	13:47'08.702
3	35.358	33.324	39.848	26.016	2'14.546	147,5	13:49'23.248
4	24.598	22.507	26.568	20.506	1'34.179	210,9	13:50'57.427
5	23.847	22.104	26.779	20.106	1'32.836	211,8	13:52'30.263
6	23.318	21.880	26.197	20.057	1'31.452	210,1	13:54'01.715
7	23.599	22.112	26.367	20.176	1'32.254	209,7	13:55'33.969
8	23.486	21.852	26.354	20.113	1'31.805	207,7	13:57'05.774
9	23.878	21.918	26.140	20.236	1'32.172	209,3	13:58'37.946
10	23.692	22.112	26.324	20.299	1'32.427	208,5	14:00'10.373
Race Time 17'32.994							

5 P. PASMA (1'31.663)							
Lap	Seg.1	Seg.2	Seg.3	Seg.4	Lap Time	km/h	Local Time
1		22.706	32.163	28.881	1'55.408	209,3	13:44'32.787
2	34.268	35.585	45.437	33.411	2'28.701	139,7	13:47'01.488
3	37.372	31.988	41.499	28.448	2'19.307	160,5	13:49'20.795
4	23.925	22.282	26.278	20.184	1'32.669	208,9	13:50'53.464
5	23.648	22.085	26.279	20.246	1'32.258	207,7	13:52'25.722
6	23.637	22.119	26.218	20.086	1'32.060	209,7	13:53'57.782
7	23.698	22.039	26.348	20.350	1'32.435	211,8	13:55'30.217
8	23.686	22.005	26.346	20.342	1'32.379	209,7	13:57'02.596
9	23.670	21.997	26.419	20.117	1'32.203	208,1	13:58'34.799
10	23.664	22.009	26.385	20.134	1'32.192	209,3	14:00'06.991
11	23.611	21.957	26.357	20.263	1'32.188	210,1	14:01'39.179
12	29.815	41.030	44.770	31.868	2'27.483	136,2	14:04'06.662
13	34.752	30.787	41.256	27.923	2'14.718	149,8	14:06'21.380
14	23.891	22.187	26.302	20.065	1'32.445	208,5	14:07'53.825
15	23.527	22.047	26.130	19.959	1'31.663	209,7	14:09'25.488
16	23.695	22.059	30.572	27.286	1'43.612	210,5	14:11'09.100
17	32.980	36.501	43.265	32.311	2'25.057	124,6	14:13'34.157
18	38.713	33.518	41.969	29.934	2'24.134	161,2	14:15'58.291
Race Time 33'20.912							

6 O. RASMUSSEN (1'31.814)							
Lap	Seg.1	Seg.2	Seg.3	Seg.4	Lap Time	km/h	Local Time
1		22.339	32.912	28.821	1'53.915	195,7	13:44'31.294
2	34.703	35.816	44.081	34.380	2'28.980	137,4	13:47'00.274
3	37.577	31.939	42.002	28.260	2'19.778	169,3	13:49'20.052
4	23.666	22.240	26.219	20.244	1'32.369	208,1	13:50'52.421
5	23.618	22.162	26.353	20.146	1'32.279	208,1	13:52'24.700
6	23.663	22.191	26.424	20.184	1'32.462	207,7	13:53'57.162

7	23.715	22.079	26.465	20.111	1'32.370	206,1	13:55'29.532
8	23.725	22.079	26.433	20.078	1'32.315	207,3	13:57'01.847
9	23.590	21.985	26.415	20.102	1'32.092	207,7	13:58'33.939
10	23.721	22.050	26.385	20.114	1'32.270	206,9	14:00'06.209
11	23.718	21.993	26.455	20.178	1'32.344	205,7	14:01'38.553
12	29.386	41.027	44.520	32.161	2'27.094	141,7	14:04'05.647
13	34.868	30.772	41.797	27.607	2'15.044	139,2	14:06'20.691
14	23.785	22.017	26.261	20.097	1'32.160	208,1	14:07'52.851
15	23.588	21.962	26.243	20.021	1'31.814	206,9	14:09'24.665
16	23.676	21.934	30.430	27.190	1'43.230	207,3	14:11'07.895
17	33.131	36.788	43.382	32.106	2'25.407	122,0	14:13'33.302
18	38.664	33.264	42.631	29.222	2'23.781	157,2	14:15'57.083
Race Time 33'19.704							

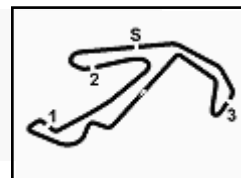
10 G. PETECOF (1'31.881)							
Lap	Seg.1	Seg.2	Seg.3	Seg.4	Lap Time	km/h	Local Time
1		26.412	34.748	40.493	2'26.027P	173,4	13:45'03.406
2	1'14.863	22.914	26.436	20.216	2'24.429P	208,1	13:47'27.835
3	24.663	25.815	39.605	25.629	1'55.712	158,1	13:49'23.547
4	25.221	22.313	26.434	20.297	1'34.265	210,5	13:50'57.812
5	24.159	22.353	26.519	20.399	1'33.430	212,2	13:52'31.242
6	24.450	22.314	26.302	20.242	1'33.308	212,2	13:54'04.550
7	24.306	22.228	26.242	20.168	1'32.944	211,8	13:55'37.494
8	24.273	23.648	26.554	20.339	1'34.814	210,1	13:57'12.308
9	24.304	22.095	26.337	20.079	1'32.815	210,1	13:58'45.123
10	23.926	22.188	26.277	20.220	1'32.611	210,9	14:00'17.734
11	23.634	22.033	26.430	19.979	1'32.076	207,7	14:01'49.810
12	25.588	37.848	45.709	31.323	2'20.468	144,6	14:04'10.278
13	34.157	32.221	39.056	26.738	2'12.172	150,6	14:06'22.450
14	24.681	23.165	26.157	19.883	1'33.886	210,1	14:07'56.336
15	23.792	21.873	26.246	19.970	1'31.881	210,9	14:09'28.217
16	23.652	21.970	31.466	25.807	1'42.895	197,8	14:11'11.112
17	33.164	36.234	43.314	32.510	2'25.222	124,0	14:13'36.334
18	38.237	34.566	40.576	30.005	2'23.384	158,1	14:15'59.718
Race Time 33'22.339							

33 G. HENRION (1'33.046)							
Lap	Seg.1	Seg.2	Seg.3	Seg.4	Lap Time	km/h	Local Time
1		23.493	33.988	29.452	1'59.915	210,5	13:44'37.294
2	33.807	35.303	44.927	34.640	2'28.677	143,2	13:47'05.971
3	35.856	32.799	40.327	27.353	2'16.335	182,1	13:49'22.306
4	24.789	23.005	26.591	20.413	1'34.798	211,8	13:50'57.104
5	24.563	22.341	26.465	20.683	1'34.052	208,9	13:52'31.156
6	24.178	22.253	26.282	20.389	1'33.102	208,5	13:54'04.258
7	24.279	22.289	26.227	20.985	1'33.780	208,5	13:55'38.038
8	24.170	22.718	26.781	20.297	1'33.966	212,6	13:57'12.004
9	24.298	22.568	26.494	20.330	1'33.690	210,1	13:58'45.694
10	24.046	22.203	26.455	20.342	1'33.046	208,5	14:00'18.740
11	23.952	22.075	26.411	20.650	1'33.088	210,1	14:01'51.828
12	28.129	35.071	45.254	31.324	2'19.778	136,4	14:04'11.606
13	34.181	32.530	38.378	26.755	2'11.844	162,7	14:06'23.450
14	24.823	22.918	26.654	20.833	1'35.228	210,1	14:07'58.678
15	24.339	22.515	26.874	20.770	1'34.498	209,7	14:09'33.176
Race Time 26'55.797							

40 K. LAPPALAINEN (1'32.378)							
Lap	Seg.1	Seg.2	Seg.3	Seg.4	Lap Time	km/h	Local Time
1		22.965	33.077	29.759	1'58.315	207,7	13:44'35.694
2	33.976	35.465	44.549	35.023	2'29.013	139,4	13:47'04.707
3	35.758	33.003	40.059	27.785	2'16.605	170,9	13:49'21.312
4	25.043	23.006	26.436	20.249	1'34.734	209,7	13:50'56.046
5	23.892	22.156	26.402	20.317	1'32.767	208,1	13:52'28.813
6	23.826	22.114	26.349	20.138	1'32.427	208,5	13:54'01.240
7	23.749	22.085	26.410	20.396	1'32.640	209,3	13:55'33.880
8	24.235	21.964	26.376	20.124	1'32.699	208,1	13:57'06.579
9	23.846	22.119	26.249	20.164	1'32.378	209,7	13:58'38.957

01/08/2020

P = Pits In/Out - C = Lap Time Cancelled



ACI Racing Weekend Misano 30 Luglio-2 Agosto 2020

Formula Regional European Championship - Analysis Race 1

Misano Circuit Sic 58 4.226 m

Start at 13:42'37.379

2 / 2

10	23.851	22.152	26.349	20.184	1'32.536	208,5	14:00'11.493	14	24.842	23.173	26.778	20.563	1'35.356	212,6	14:07'59.123
11	23.865	22.084	26.499	20.236	1'32.684	208,9	14:01'44.177	15	24.341	22.415	26.830	20.913	1'34.499	214,3	14:09'33.622
12	28.785	39.937	45.001	31.805	2'25.528	132,0	14:04'09.705	16	24.686	23.208	27.203	23.366	1'38.463	206,9	14:11'12.085
13	34.113	31.659	39.761	27.022	2'12.555	152,1	14:06'22.260	17	33.164	36.388	43.440	32.907	2'25.899	130,1	14:13'37.984
14	25.238	23.060	26.347	20.543	1'35.188	208,1	14:07'57.448	18	37.758	35.141	39.849	30.003	2'22.751	141,5	14:16'00.735

Race Time 25'20.069

Race Time 33'23.356

41 E. PESCE (1'32.836)

Lap	Seg.1	Seg.2	Seg.3	Seg.4	Lap Time	km/h	Local Time
1		23.624	34.312	29.876	2'00.796	213,0	13:44'38.175
2	33.551	35.311	45.159	34.496	2'28.517	140,1	13:47'06.692
3	35.859	32.865	39.912	27.220	2'15.856	173,4	13:49'22.548
4	24.920	22.432	26.318	20.345	1'34.015	212,6	13:50'56.563
5	24.416	22.357	26.670	20.919	1'34.362	211,4	13:52'30.925
6	24.055	22.285	26.285	20.528	1'33.153	210,1	13:54'04.078
7	24.145	22.056	26.239	20.642	1'33.082	210,1	13:55'37.160
8	24.506	23.194	26.596	20.284	1'34.580	209,3	13:57'11.740
9	24.324	22.075	26.270	20.167	1'32.836	209,7	13:58'44.576
10	24.173	22.124	26.310	20.430	1'33.037	208,9	14:00'17.613
11	24.483	22.261	26.385	20.503	1'33.632	209,7	14:01'51.245
12	27.354	35.239	45.638	31.276	2'19.507	144,4	14:04'10.752
13	34.241	32.456	38.611	26.956	2'12.264	152,5	14:06'23.016
14	24.703	23.038	26.544	20.625	1'34.910	214,3	14:07'57.926
15	24.544	22.790	26.945	20.816	1'35.095	210,1	14:09'33.021
16	24.810	24.811	27.254	22.957	1'39.832	209,7	14:11'12.853
17	32.888	36.632	43.545	32.735	2'25.800	155,0	14:13'38.653
18	37.809	35.037	40.263	29.177	2'22.286	139,7	14:16'00.939

Race Time 33'23.560 + 25.000Pen

55 J. CHADWICK (1'31.864)

Lap	Seg.1	Seg.2	Seg.3	Seg.4	Lap Time	km/h	Local Time
1		23.033	32.688	28.700	1'56.451	213,0	13:44'33.830
2	34.776	35.401	44.945	33.810	2'28.932	124,3	13:47'02.762
3	37.064	32.274	40.798	28.196	2'18.332	161,7	13:49'21.094
4	24.890	22.339	26.262	20.143	1'33.634	211,8	13:50'54.728
5	23.984	22.140	26.287	20.361	1'32.772	209,7	13:52'27.500
6	23.836	22.050	26.445	20.087	1'32.418	210,5	13:53'59.918
7	23.970	21.988	26.573	20.083	1'32.614	210,9	13:55'32.532
8	23.925	22.019	26.518	20.141	1'32.603	208,5	13:57'05.135
9	23.850	21.931	26.472	20.091	1'32.344	210,1	13:58'37.479
10	23.905	22.062	26.345	20.158	1'32.470	210,5	14:00'09.949
11	24.110	22.025	26.329	20.218	1'32.682	210,1	14:01'42.631
12	28.397	40.255	45.235	31.280	2'25.167	134,5	14:04'07.798
13	34.831	30.926	40.448	27.725	2'13.930	160,5	14:06'21.728
14	25.064	22.439	26.291	20.296	1'34.090	212,2	14:07'55.818
15	23.797	21.926	26.142	19.999	1'31.864	210,5	14:09'27.682
16	23.873	22.116	31.049	25.810	1'42.848	208,9	14:11'10.530
17	33.117	36.136	43.351	32.321	2'24.925	125,9	14:13'35.455
18	38.531	34.720	40.471	29.892	2'23.614	151,9	14:15'59.069

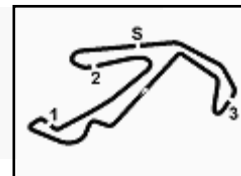
Race Time 33'21.690

99 A. COLA (1'33.101)

Lap	Seg.1	Seg.2	Seg.3	Seg.4	Lap Time	km/h	Local Time
1		23.486	34.488	29.852	2'01.379	208,5	13:44'38.758
2	34.116	35.202	45.011	34.568	2'28.897	128,0	13:47'07.655
3	35.585	32.789	40.334	26.792	2'15.500	170,1	13:49'23.155
4	25.335	22.854	26.685	20.676	1'35.550	210,9	13:50'58.705
5	24.159	22.735	26.721	20.540	1'34.155	208,1	13:52'32.860
6	24.128	22.397	26.922	20.592	1'34.039	207,7	13:54'06.899
7	24.004	22.042	26.511	20.544	1'33.101	209,3	13:55'40.000
8	24.216	22.184	26.647	20.394	1'33.441	210,5	13:57'13.441
9	24.113	22.355	27.314	20.421	1'34.203	202,6	13:58'47.644
10	24.132	22.753	26.496	20.423	1'33.804	209,3	14:00'21.448
11	24.410	22.489	26.986	21.715	1'35.600	209,3	14:01'57.048
12	26.543	32.239	45.272	31.289	2'15.343	122,6	14:04'12.391
13	34.287	32.496	37.861	26.732	2'11.376	157,4	14:06'23.767

01/08/2020

P = Pits In/Out - C = Lap Time Cancelled



ACI Racing Weekend Misano 30 Luglio-2 Agosto 2020

Formula Regional European Championship - Sector and Speeds Race 1

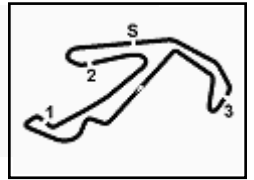
Misano Circuit Sic 58 4.226 m

RESULTS			
1	6 RASMUSSEN Oliver	F3 Tatuus 318 A.R.	Laps 18
2	5 PASMA Patrick	F3 Tatuus 318 A.R.	1.208
3	55 CHADWICK Jamie Laura	F3 Tatuus 318 A.R.	1.986
4	10 PETECOF Gianluca	F3 Tatuus 318 A.R.	2.635
5	3 CHOVET Pierre Louis	F3 Tatuus 318 A.R.	3.019
6	99 COLA Andrea	F3 Tatuus 318 A.R.	3.652
7	41 PESCE Emilio	F3 Tatuus 318 A.R.	28.856
8	33 HENRION Gillian	F3 Tatuus 318 A.R.	3 Laps
9	40 LAPPALAINEN Konsta	F3 Tatuus 318 A.R.	4 Laps
RET	14 LECLERC Arthur	F3 Tatuus 318 A.R.	
RET	4 VIPS Juri	F3 Tatuus 318 A.R.	8 Laps

SPEED			
1	3 CHOVET Pierre Louis	F3 Tatuus 318 A.R.	215,6
2	99 COLA Andrea	F3 Tatuus 318 A.R.	214,3
3	41 PESCE Emilio	F3 Tatuus 318 A.R.	214,3
4	55 CHADWICK Jamie Laura	F3 Tatuus 318 A.R.	213,0
5	33 HENRION Gillian	F3 Tatuus 318 A.R.	212,6
6	10 PETECOF Gianluca	F3 Tatuus 318 A.R.	212,2
7	5 PASMA Patrick	F3 Tatuus 318 A.R.	211,8
8	4 VIPS Juri	F3 Tatuus 318 A.R.	211,8
9	40 LAPPALAINEN Konsta	F3 Tatuus 318 A.R.	209,7
10	6 RASMUSSEN Oliver	F3 Tatuus 318 A.R.	208,1

SEG. 1		SEG. 2		SEG. 3		SEG. 4		
1	4 VIPS Juri	23.318	1	4 VIPS Juri	21.852	1	10 PETECOF Gianluca	19.883
2	5 PASMA Patrick	23.527	2	10 PETECOF Gianluca	21.873	2	5 PASMA Patrick	19.959
3	6 RASMUSSEN Oliver	23.588	3	3 CHOVET Pierre Louis	21.878	3	4 VIPS Juri	20.140
4	10 PETECOF Gianluca	23.634	4	55 CHADWICK Jamie Laura	21.926	4	55 CHADWICK Jamie Laura	20.021
5	40 LAPPALAINEN Konsta	23.749	5	6 RASMUSSEN Oliver	21.934	5	10 PETECOF Gianluca	20.157
6	3 CHOVET Pierre Louis	23.786	6	5 PASMA Patrick	21.957	6	6 RASMUSSEN Oliver	20.219
7	55 CHADWICK Jamie Laura	23.797	7	40 LAPPALAINEN Konsta	21.964	7	33 HENRION Gillian	20.227
8	33 HENRION Gillian	23.952	8	99 COLA Andrea	22.042	8	41 PESCE Emilio	20.239
9	99 COLA Andrea	24.004	9	41 PESCE Emilio	22.056	9	40 LAPPALAINEN Konsta	20.249
10	41 PESCE Emilio	24.055	10	33 HENRION Gillian	22.075	10	99 COLA Andrea	20.496

01/08/2020



ACI Racing Weekend Misano 30 Luglio-2 Agosto 2020

Formula Regional European Championship - Lap Chart Race 1

Misano Circuit Sic 58 4.226 m

		Lap																	
		1	2	3	4	5	6	7	8	9	10	11	12	13	14	15	16	17	18
1	6	6	6	6	6	6	6	6	6	6	6	6	6	6	6	6	6	6	6
2	5	5	5	5	5	5	5	5	5	5	5	5	5	5	5	5	5	5	5
3	55	55	55	55	55	55	55	55	55	55	55	55	55	55	55	55	55	55	55
4	40	40	40	3	3	3	3	3	4	4	3	3	3	10	10	10	10	10	10
5	3	3	3	40	40	40	40	4	3	3	40	40	40	40	3	3	3	3	3
6	33	33	33	41	4	4	4	40	40	40	10	10	10	41	41	99	99	99	99
7	41	41	41	33	41	41	41	41	41	41	41	41	41	41	3	33	41	41	41
8	99	99	99	4	33	33	10	33	10	10	33	33	33	33	99				
9	4	4	4	10	10	10	33	10	33	33	99	99	99	99					
10	10	10	10	99	99	99	99	99	99	99									

Final Result		
1	6 RASMUSSEN O.	Laps 18
2	5 PASMA P.	1.208
3	55 CHADWICK J.	1.986
4	10 PETECOF G.	2.635
5	3 CHOVEF P.	3.019
6	99 COLA A.	3.652
7	41 PESCE E. (P)	28.856
8	33 HENRION G.	3 Laps
9	40 LAPPALAINEN K.	4 Laps
RET	14 LECLERC A.	
RET	4 VIPS J.	8 Laps