

# ACI Racing Weekend Misano 30 Luglio-2 Agosto 2020

## Formula Regional European Championship - Results Race 3

Misano Circuit Sic 58 4.226 m

Laps 21 = 88,746 km - Avg 166,805 km/h - Race Time 31'55.328

No.	Driver	Nat	Entrant	Team	Car	Class	Laps	Time	Gap	Rel.	Fastest Lap	
1	<b>10 PETECOF</b> Gianluca	BRA	Prema Powerteam	Prema Powerteam	F3 Tatuus 318 A.R.	R	21	31'55.328		17	1'30.385	
2P	<b>14 LECLERC</b> Arthur	MON	Prema Powerteam	Prema Powerteam	F3 Tatuus 318 A.R.	R	21	32'01.142	<b>5.814</b>	<b>5.814</b>	16	<b>1'30.373</b>
3	<b>6 RASMUSSEN</b> Oliver	DEN	Prema Powerteam	Prema Powerteam	F3 Tatuus 318 A.R.	R	21	32'02.839	<b>7.511</b>	<b>1.697</b>	16	1'30.750
4	<b>4 VIPS</b> Juri	EST	KIC Motorsport	KIC Motorsport	F3 Tatuus 318 A.R.		21	32'04.365	<b>9.037</b>	<b>1.526</b>	21	1'30.890
5	<b>5 PASMA</b> Patrick	FIN	KIC Motorsport	KIC Motorsport	F3 Tatuus 318 A.R.		21	32'08.975	<b>13.647</b>	<b>4.610</b>	16	1'30.880
6	<b>55 CHADWICK</b> Jamie Laura	GBR	Prema Powerteam	Prema Powerteam	F3 Tatuus 318 A.R.		21	32'14.114	<b>18.786</b>	<b>5.139</b>	8	1'31.326
7	<b>3 CHOVET</b> Pierre Louis	FRA	Van Amersfoort Racing	Van Amersfoort Racing	F3 Tatuus 318 A.R.	R	21	32'21.033	<b>25.705</b>	<b>6.919</b>	10	1'31.378
8	<b>33 HENRION</b> Gillian	FRA	Henrion Samuel GTE	Gillian Track Events GTE	F3 Tatuus 318 A.R.		21	32'34.732	<b>39.404</b>	<b>13.699</b>	5	1'32.069
9	<b>99 COLA</b> Andrea	ITA	Monolite Racing	Monolite Racing	F3 Tatuus 318 A.R.	R	21	33'04.035	<b>1'08.707</b>	<b>29.303</b>	5	1'32.857
----- <b>Not Classified</b> -----												
RET	<b>41 PESCE</b> Emilio	ITA	DR Formula RP Motorsport	DR Formula RP Motorsport	F3 Tatuus 318 A.R.	R	2	3'13.610	<b>19 Laps</b>		2	1'32.913
RET	<b>40 LAPPALAINEN</b> Konsta	FIN	KIC Motorsport	KIC Motorsport	F3 Tatuus 318 A.R.		2	3'13.990	<b>19 Laps</b>		2	1'32.393

Starting: 11    Classified: 9    Not Classified: 0    Retired: 2    Not Started: 0  
 Fastest Lap N. 16    No. 14 Arthur Leclerc    Time 1'30.373    Avg. 168,342 Km/h

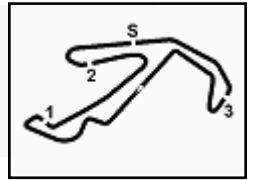
The driver n.14 (Leclerc A.) penalty time 5 sec. for Stewards decision

Humidity:	54%	AIR	31°C
Condition:	DRY	Temp:	45°C

Race Director : Alessandro Ferrari

Clerk of the Course : Fabrizio Fondacci

02/08/2020    Start 10:52    End 11:25



# ACI Racing Weekend Misano 30 Luglio-2 Agosto 2020

## Formula Regional European Championship - Results by Class Race 3

Misano Circuit Sic 58 4.226 m

### Rookie

Laps 21 = 88,746 km - Avg 166,805 km/h - Race Time 31'55.328

No.	Driver	Nat	Entrant	Team	Car	Laps	Time	Gap	Rel.	Fastest Lap
1	<b>10 PETECOF</b> Gianluca	BRA	Prema Powerteam	Prema Powerteam	F3 Tatuus 318 A.R.	21	31'55.328		17	1'30.385
2 <sup>P</sup>	<b>14 LECLERC</b> Arthur	MON	Prema Powerteam	Prema Powerteam	F3 Tatuus 318 A.R.	21	32'01.142	<b>5.814</b>	<b>5.814</b>	16 <b>1'30.373</b>
3	<b>6 RASMUSSEN</b> Oliver	DEN	Prema Powerteam	Prema Powerteam	F3 Tatuus 318 A.R.	21	32'02.839	<b>7.511</b>	<b>1.697</b>	16 1'30.750
4	<b>3 CHOVET</b> Pierre Louis	FRA	Van Amersfoort Racing	Van Amersfoort Racing	F3 Tatuus 318 A.R.	21	32'21.033	<b>25.705</b>	<b>18.194</b>	10 1'31.378
5	<b>99 COLA</b> Andrea	ITA	Monolite Racing	Monolite Racing	F3 Tatuus 318 A.R.	21	33'04.035	<b>1'08.707</b>	<b>43.002</b>	5 1'32.857
----- <b>Not Classified</b> -----										
RET	<b>41 PESCE</b> Emilio	ITA	DR Formula RP Motorsport	DR Formula RP Motorsport	F3 Tatuus 318 A.R.	2	3'13.610	<b>19 Laps</b>	2	1'32.913

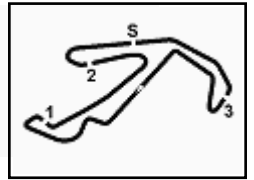
Starting: 6    Classified: 5    Not Classified: 0    Retired: 1    Not Started: 0  
 Fastest Lap N. 16    No. 14 Arthur Leclerc    Time 1'30.373    Avg. 168,342 Km/h

Humidity:	54%	AIR	31°C
Condition:	DRY	Temp:	45°C

Race Director : Alessandro Ferrari

Clerk of the Course : Fabrizio Fondacci

02/08/2020    Start 10:52    End 11:25



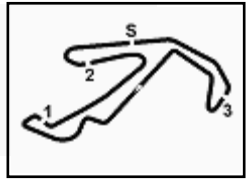
# ACI Racing Weekend Misano 30 Luglio-2 Agosto 2020

## Formula Regional European Championship - Lap Chart Race 3

Misano Circuit Sic 58 4.226 m

		Lap																				
		1	2	3	4	5	6	7	8	9	10	11	12	13	14	15	16	17	18	19	20	21
1	10	10	10	10	10	10	10	10	10	10	10	10	10	10	10	10	10	10	10	10	10	10
2	14	14	14	14	14	14	14	14	14	14	14	14	14	14	14	14	14	14	14	14	14	14
3	6	6	6	6	6	6	6	6	6	6	6	6	6	6	6	6	6	6	6	6	6	6
4	4	4	4	4	4	4	4	4	4	4	4	4	4	4	4	4	4	4	4	4	4	4
5	5	5	5	5	5	5	5	5	5	5	5	5	5	5	5	5	5	5	5	5	5	5
6	55	55	55	55	55	55	55	55	55	55	55	55	55	55	55	55	55	55	55	55	55	55
7	3	3	3	3	3	3	3	3	3	3	3	3	3	3	3	3	3	3	3	3	3	3
8	41	41	33	33	33	33	33	33	33	33	33	33	33	33	33	33	33	33	33	33	33	33
9	40	40	99	99	99	99	99	99	99	99	99	99	99	99	99	99	99	99	99	99	99	99
10	33	33																				
11	99	99																				

Final Result			
1	10	PETECOF G.	Laps 21
2	14	LECLERC A.	0.814
3	6	RASMUSSEN O.	7.511
4	4	VIPS J.	9.037
5	5	PASMA P.	13.647
6	55	CHADWICK J.	18.786
7	3	CHOVET P.	25.705
8	33	HENRION G.	39.404
9	99	COLA A.	1'08.707
RET	41	PESCE E.	19 Laps
RET	40	LAPPALAINEN K.	19 Laps



# ACI Racing Weekend Misano 30 Luglio-2 Agosto 2020

## Formula Regional European Championship - Sector and Speeds Race 3

Misano Circuit Sic 58 4.226 m

### RESULTS

1	10	PETECOF Gianluca	F3 Tatuus 318 A.R.	Laps 21
2	14	LECLERC Arthur	F3 Tatuus 318 A.R.	0.814
3	6	RASMUSSEN Oliver	F3 Tatuus 318 A.R.	7.511
4	4	VIPS Juri	F3 Tatuus 318 A.R.	9.037
5	5	PASMA Patrick	F3 Tatuus 318 A.R.	13.647
6	55	CHADWICK Jamie Laura	F3 Tatuus 318 A.R.	18.786
7	3	CHOVET Pierre Louis	F3 Tatuus 318 A.R.	25.705
8	33	HENRION Gillian	F3 Tatuus 318 A.R.	39.404
9	99	COLA Andrea	F3 Tatuus 318 A.R.	1'08.707
RET	41	PESCE Emilio	F3 Tatuus 318 A.R.	19 Laps
RET	40	LAPPALAINEN Konsta	F3 Tatuus 318 A.R.	19 Laps

### SPEED

1	3	CHOVET Pierre Louis	F3 Tatuus 318 A.R.	216,0
2	14	LECLERC Arthur	F3 Tatuus 318 A.R.	213,9
3	55	CHADWICK Jamie Laura	F3 Tatuus 318 A.R.	213,0
4	41	PESCE Emilio	F3 Tatuus 318 A.R.	213,0
5	4	VIPS Juri	F3 Tatuus 318 A.R.	212,6
6	10	PETECOF Gianluca	F3 Tatuus 318 A.R.	211,8
7	6	RASMUSSEN Oliver	F3 Tatuus 318 A.R.	211,8
8	5	PASMA Patrick	F3 Tatuus 318 A.R.	211,4
9	99	COLA Andrea	F3 Tatuus 318 A.R.	211,4
10	40	LAPPALAINEN Konsta	F3 Tatuus 318 A.R.	210,9
11	33	HENRION Gillian	F3 Tatuus 318 A.R.	210,5

### SEG. 1

1	10	PETECOF Gianluca	23.189
2	14	LECLERC Arthur	23.225
3	6	RASMUSSEN Oliver	23.247
4	4	VIPS Juri	23.252
5	5	PASMA Patrick	23.340
6	55	CHADWICK Jamie Laura	23.473
7	33	HENRION Gillian	23.639
8	3	CHOVET Pierre Louis	23.667
9	40	LAPPALAINEN Konsta	23.874
10	41	PESCE Emilio	23.948
11	99	COLA Andrea	23.995

### SEG. 2

1	14	LECLERC Arthur	21.605
2	4	VIPS Juri	21.670
3	10	PETECOF Gianluca	21.675
4	3	CHOVET Pierre Louis	21.700
5	6	RASMUSSEN Oliver	21.730
6	5	PASMA Patrick	21.730
7	55	CHADWICK Jamie Laura	21.748
8	33	HENRION Gillian	21.997
9	40	LAPPALAINEN Konsta	22.088
10	99	COLA Andrea	22.292
11	41	PESCE Emilio	22.304

### SEG. 3

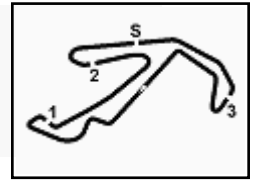
1	14	LECLERC Arthur	25.732
2	4	VIPS Juri	25.732
3	10	PETECOF Gianluca	25.765
4	6	RASMUSSEN Oliver	25.790
5	3	CHOVET Pierre Louis	25.816
6	55	CHADWICK Jamie Laura	25.881
7	5	PASMA Patrick	25.911
8	41	PESCE Emilio	26.058
9	33	HENRION Gillian	26.108
10	99	COLA Andrea	26.197
11	40	LAPPALAINEN Konsta	26.224

### SEG. 4

1	10	PETECOF Gianluca	19.690
2	14	LECLERC Arthur	19.692
3	6	RASMUSSEN Oliver	19.797
4	4	VIPS Juri	19.819
5	5	PASMA Patrick	19.899
6	55	CHADWICK Jamie Laura	19.909
7	3	CHOVET Pierre Louis	20.002
8	33	HENRION Gillian	20.086
9	99	COLA Andrea	20.156
10	40	LAPPALAINEN Konsta	20.207
11	41	PESCE Emilio	20.330

02/08/2020





## ACI Racing Weekend Misano 30 Luglio-2 Agosto 2020 Formula Regional European Championship - Analysis Race 3

Misano Circuit Sic 58 4.226 m

Start at 10:52'20.560

2 / 2

5	23.513	21.915	25.754	19.891	1'31.073	213,0	11:00'02.503	10	23.629	21.953	26.107	19.974	1'31.663	212,2	11:07'47.814
6	23.478	22.018	25.892	19.881	1'31.269	213,0	11:01'33.772	11	23.637	21.872	25.955	20.027	1'31.491	210,5	11:09'19.305
7	23.428	21.773	25.985	19.947	1'31.133	213,0	11:03'04.905	12	23.545	21.960	26.113	<b>19.909</b>	1'31.527	211,4	11:10'50.832
8	23.438	21.858	25.806	20.017	1'31.119	211,8	11:04'36.024	13	23.692	21.979	26.093	20.040	1'31.804	210,1	11:12'22.636
9	23.533	21.741	25.851	19.976	1'31.101	212,6	11:06'07.125	14	<b>23.473</b>	21.863	26.000	20.040	1'31.376	210,5	11:13'54.012
10	23.471	21.690	25.876	20.560	1'31.597	213,4	11:07'38.722	15	23.578	21.868	26.181	20.029	1'31.656	209,7	11:15'25.668
11	23.764	21.677	25.794	19.862	1'31.097	212,2	11:09'09.819	16	23.603	21.861	<b>25.881</b>	20.105	1'31.450	210,5	11:16'57.118
12	23.490	21.693	<b>25.732</b>	19.885	1'30.800	212,2	11:10'40.619	17	23.648	21.873	25.916	20.058	1'31.495	210,5	11:18'28.613
13	23.313	21.619	25.813	19.881	1'30.626	210,9	11:12'11.245	18	23.497	21.766	26.010	20.101	1'31.374	210,1	11:19'59.987
14	23.421	21.643	25.787	19.902	1'30.753	211,8	11:13'41.998	19	23.635	21.836	26.132	20.018	1'31.621	210,5	11:21'31.608
15	23.471	21.708	25.884	19.792	1'30.855	211,4	11:15'12.853	20	23.581	21.869	26.018	20.129	1'31.597	209,7	11:23'03.205
16	<b>23.225</b>	<b>21.605</b>	25.816	19.727	<b>1'30.373</b>	211,8	11:16'43.226	21	23.495	21.802	25.986	20.186	1'31.469	208,9	11:24'34.674
17	23.317	21.705	25.749	<b>19.692</b>	1'30.463	211,4	11:18'13.689								Race Time 32'14.114
18	23.344	<b>21.605</b>	25.770	19.726	1'30.445	211,8	11:19'44.134								
19	23.303	21.822	25.989	20.036	1'31.150	210,5	11:21'15.284								
20	23.295	21.680	25.871	19.773	1'30.619	209,3	11:22'45.903								
21	23.355	21.698	25.833	19.913	1'30.799	209,7	11:24'16.702								
							Race Time 31'56.142								

### 99 A. COLA (1'32.857)

Lap	Seg.1	Seg.2	Seg.3	Seg.4	Lap Time	km/h	Local Time
1		22.706	26.948	20.612	1'42.687	<b>211,4</b>	10:54'03.247
2	24.447	22.709	26.407	20.201	1'33.764	209,3	10:55'37.011
3	24.132	22.342	26.891	20.435	1'33.800	208,1	10:57'10.811
4	24.046	22.455	26.354	20.675	1'33.530	209,3	10:58'44.341
5	<b>23.995</b>	22.372	26.334	<b>20.156</b>	<b>1'32.857</b>	208,9	11:00'17.198
6	24.023	<b>22.292</b>	<b>26.197</b>	20.393	1'32.905	208,9	11:01'50.103
7	24.010	22.542	26.358	20.473	1'33.383	208,9	11:03'23.486
8	24.459	22.514	26.368	20.422	1'33.763	208,5	11:04'57.249
9	24.047	22.573	26.398	20.566	1'33.584	209,3	11:06'30.833
10	24.237	22.357	26.558	21.635	1'34.787	207,3	11:08'05.620
11	24.332	22.560	26.214	21.167	1'34.273	209,3	11:09'39.893
12	24.276	22.334	26.302	20.228	1'33.140	208,9	11:11'13.033
13	24.336	22.593	26.661	20.579	1'34.169	208,1	11:12'47.202
14	24.181	22.616	26.642	20.673	1'34.112	207,7	11:14'21.314
15	24.061	22.569	26.519	20.397	1'33.546	206,9	11:15'54.860
16	24.282	22.579	26.780	20.449	1'34.090	205,7	11:17'28.950
17	24.216	22.776	27.179	20.804	1'34.975	207,7	11:19'03.925
18	24.511	22.963	27.377	20.948	1'35.799	207,3	11:20'39.724
19	24.166	22.659	26.898	20.858	1'34.581	206,1	11:22'14.305
20	24.283	22.778	27.307	20.664	1'35.032	201,5	11:23'49.337
21	24.138	22.951	27.276	20.893	1'35.258	201,5	11:25'24.595
							Race Time 33'04.035

### 33 G. HENRION (1'32.069)

Lap	Seg.1	Seg.2	Seg.3	Seg.4	Lap Time	km/h	Local Time
1		22.703	26.650	20.417	1'41.873	<b>210,5</b>	10:54'02.433
2	24.007	22.172	26.203	20.117	1'32.499	210,1	10:55'34.932
3	23.891	22.052	26.251	20.093	1'32.287	208,1	10:57'07.219
4	<b>23.639</b>	22.030	26.353	20.164	1'32.186	208,1	10:58'39.405
5	23.788	22.087	<b>26.108</b>	<b>20.086</b>	<b>1'32.069</b>	209,3	11:00'11.474
6	23.799	22.010	26.198	20.103	1'32.110	208,1	11:01'43.584
7	23.861	<b>21.997</b>	26.276	20.159	1'32.293	208,5	11:03'15.877
8	23.835	22.024	26.441	20.276	1'32.576	206,9	11:04'48.453
9	23.848	22.141	26.405	20.124	1'32.518	208,1	11:06'20.971
10	23.898	22.097	26.322	20.100	1'32.417	208,5	11:07'53.388
11	23.873	22.094	26.286	20.230	1'32.483	206,5	11:09'25.871
12	23.844	22.024	26.270	20.239	1'32.377	207,3	11:10'58.248
13	23.867	22.119	26.420	20.278	1'32.684	206,1	11:12'30.932
14	24.031	22.225	26.447	20.300	1'33.003	207,3	11:14'03.935
15	23.826	22.192	26.465	20.315	1'32.798	206,9	11:15'36.733
16	23.999	22.221	26.466	20.276	1'32.962	206,9	11:17'09.695
17	24.026	22.172	26.472	20.384	1'33.054	207,7	11:18'42.749
18	23.856	22.260	26.497	20.287	1'32.900	206,9	11:20'15.649
19	23.971	22.397	26.548	20.394	1'33.310	204,2	11:21'48.959
20	23.851	22.268	26.570	20.377	1'33.066	205,7	11:23'22.025
21	23.932	22.337	26.580	20.418	1'33.267	205,3	11:24'55.292
							Race Time 32'34.732

### 40 K. LAPPALAINEN (1'32.393)

Lap	Seg.1	Seg.2	Seg.3	Seg.4	Lap Time	km/h	Local Time
1		22.781	26.531	20.410	1'41.597	208,9	10:54'02.157
2	<b>23.874</b>	<b>22.088</b>	<b>26.224</b>	<b>20.207</b>	<b>1'32.393</b>	<b>210,9</b>	10:55'34.550
							Race Time 3'13.990

### 41 E. PESCE (1'32.913)

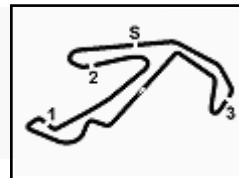
Lap	Seg.1	Seg.2	Seg.3	Seg.4	Lap Time	km/h	Local Time
1		22.305	26.289	20.502	1'40.697	<b>213,0</b>	10:54'01.257
2	24.221	<b>22.304</b>	<b>26.058</b>	<b>20.330</b>	<b>1'32.913</b>	211,8	10:55'34.170
							Race Time 3'13.610

### 55 J. CHADWICK (1'31.326)

Lap	Seg.1	Seg.2	Seg.3	Seg.4	Lap Time	km/h	Local Time
1		22.417	26.460	20.187	1'39.815	211,4	10:54'00.375
2	23.864	22.099	26.317	20.100	1'32.380	<b>213,0</b>	10:55'32.755
3	23.758	22.004	26.365	20.257	1'32.384	210,9	10:57'05.139
4	23.717	22.343	26.744	20.167	1'32.971	210,9	10:58'38.110
5	23.664	22.010	26.267	19.970	1'31.911	211,8	11:00'10.021
6	23.527	21.966	26.130	19.916	1'31.539	210,9	11:01'41.560
7	23.718	21.898	26.015	19.910	1'31.541	211,8	11:03'13.101
8	23.598	<b>21.748</b>	26.060	19.920	<b>1'31.326</b>	212,6	11:04'44.427
9	23.653	21.922	26.122	20.027	1'31.724	212,6	11:06'16.151

02/08/2020

P = Pits In/Out - C = Lap Time Cancelled



ACI Racing Weekend Misano 30 Luglio-2 Agosto 2020

Formula Regional European Championship - Starting Grid Race3

Misano Circuit Sic 58 4.226 m

Duration: 30' +1 Lap

			99	COLA A. F3 Tatuus 31	1'33.281	6
33	HENRION G. F3 Tatuus 31	1'31.882	41	PESCE E. F3 Tatuus 31	1'31.341	5
40	LAPPALAINEN K. F3 Tatuus 31	1'31.116	55	CHADWICK J. F3 Tatuus 31	1'30.540	4
3	CHOVET P. F3 Tatuus 31	1'30.421	5	PASMA P. F3 Tatuus 31	1'30.286	3
6	RASMUSSEN O. F3 Tatuus 31	1'30.030	4	VIPS J. F3 Tatuus 31	1'29.974	2
10	PETECOF G. F3 Tatuus 31	1'29.919	14	LECLERC A. F3 Tatuus 31	1'29.909	1

02/08/2020 Chairman of the Jury .....