

ACI Racing Weekend Misano, 5-6 Giugno 2021

Campionato Italiano GT Sprint - Classifica Gara 1

Misano Circuit Sic 58 4.226 m

Giri 30 = 126,780 km - Media 145,736 km/h - Tempo di gara 52'11.748

1 / 2

| Num. | Conducente 1 Concorrente | Conducente 2 Team | Auto | Classe | Giri | Tempo | Dist. | Rel. | Giro Veloce |
|------------------------------|---|---|-------------------------|--------|------|-----------|---------|----------|-------------|
| 1 | 25 DI AMATO Daniele (ITA) RS RACING | RS Racing | Ferrari 488 | GT3PR | 30 | 52'11.748 | | | 5 1'32.908 |
| 2 | 8 FUOCO Antonio (ITA) AF CORSE | HUDSPETH Sean (SGP) 1'34.428 AF Corse | Ferrari 488 | GT3PR | 30 | 52'16.383 | 4.635 | 4.635 | 3 1'32.899 |
| 3 | 14 MANCINELLI Daniel (ITA) AUDI SPORT ITALIA | POSTIGLIONE Vito (ITA) 1'33.667 Audi Sport Italia | AUDI R8 LMS | GT3PR | 30 | 52'16.739 | 4.991 | 0.356 | 9 1'33.313 |
| 4 | 63 GHIOU Luca (ITA) 1'33.829 IMPERIALE SPORT CAR SERVICE | FRASSINETI Alex (ITA) Imperiale Sport Car Service | Lamborghini Huracán GT3 | GT3PR | 30 | 52'22.647 | 10.899 | 5.908 | 5 1'33.638 |
| 5 | 12 FERRARI Lorenzo (ITA) 1'33.897 AUDI SPORT ITALIA | AGOSTINI Riccardo (ITA) Audi Sport Italia | AUDI R8 LMS | GT3PR | 30 | 52'23.229 | 11.481 | 0.582 | 13 1'33.389 |
| 6 | 21 MANN Simon (FRA) 1'34.510 AF CORSE | VILANDER Toni (FIN) AF Corse | Ferrari 488 | GT3PA | 30 | 52'25.211 | 13.463 | 1.982 | 22 1'33.678 |
| 7 | 88 PEROLINI Pietro (ITA) 1'34.945 LP RACING | CECOTTO Jonathan (VEN) LP Racing | Lamborghini Huracán GT3 | GT3PA | 30 | 52'25.263 | 13.515 | 0.052 | 10 1'33.404 |
| 8 | 55 GUIDETTI Jacopo (ITA) NOVA RACE EVENTS | DE LUCA Francesco (ITA) 1'34.441 Nova Race Events | Honda NSX GT3 | GT3PA | 30 | 52'28.843 | 17.095 | 3.580 | 10 1'33.833 |
| 9 | 33 CUHADAROLU Murat (TUR) 1'35.575 KESSEL RACING | FUMANELLI David (ITA) Kessel Racing | Ferrari 488 | GT3AM | 30 | 52'29.120 | 17.372 | 0.277 | 21 1'33.425 |
| 10 | 90 SEGÙ Luca (ITA) AKM MOTORSPORT | BARUCH Bar (ISR) 1'34.402 AKM Motorsport | Mercedes AMG GT3 | GT3PA | 30 | 52'29.352 | 17.604 | 0.232 | 19 1'34.207 |
| 11 | 3 GRECO Matteo (ITA) 1'34.483 EASY RACE | CRESTANI Fabrizio (ITA) Easy Race | Ferrari 488 | GT3PR | 30 | 52'29.916 | 18.168 | 0.564 | 5 1'34.059 |
| 12 | 19 LLARENA Mateo (GCA) 1'34.759 IMPERIALE SPORT CAR SERVICE | MIDDLETON Stuart (GBR) Imperiale Sport Car Service | Lamborghini Huracán GT3 | GT3PA | 30 | 52'31.014 | 19.266 | 1.098 | 15 1'33.898 |
| 13P | 29 IACONE Simone (ITA) VINCENZO SOSPIRI RACING | TEMPESTA Sascha (ITA) 1'36.306 Vincenzo Sospiri Racing | Lamborghini Huracán GT3 | GT3AM | 30 | 52'31.422 | 19.674 | 0.408 | 16 1'34.089 |
| 14 | 77 ZANOTTI Erwin (ITA) 1'35.262 NOVA RACE EVENTS | CABEZAS Jorge (ESP) Nova Race Events | Honda NSX GT3 | GT3AM | 30 | 52'34.024 | 22.276 | 2.602 | 29 1'34.441 |
| 15 | 51 MANN Peter (USA) 1'37.569 AF CORSE | CASÉ Lorenzo (ITA) AF Corse | Ferrari 488 | GT3AM | 30 | 52'37.046 | 25.298 | 3.022 | 30 1'34.464 |
| 16 | 11 EARLE Steve (USA) 1'39.557 KESSEL RACING | SCHIRÒ Niccolò (ITA) Kessel Racing | Ferrari 488 | GT3AM | 30 | 53'05.152 | 53.404 | 28.106 | 8 1'33.966 |
| 17 | 391 PEGORARO Lorenzo (ITA) BEST LAP | MUGELLI Massimiliano (ITA) 1'40.451 Best Lap | Lamborghini Huracán ST | GTC | 30 | 53'06.290 | 54.542 | 1.138 | 14 1'36.683 |
| 18 | 333 DEMARCHI Luca (ITA) SR&R | RISITANO Nicholas (ITA) 1'39.821 SR&R | Ferrari 488 Challenge | GTC | 29 | 52'59.397 | 1 Giro | 1 Giro | 4 1'39.237 |
| 19P | 369 LA MAZZA Francesco (ITA) KRYPTON MOTORSPORT | NICOLOSI Giuseppe (ITA) 1'42.051 Krypton Motorsport | Porsche 911 GT3 Cup | GTC | 29 | 53'10.981 | 1 Giro | 11.584 | 21 1'39.398 |
| 20P | 251 DI GIUSTO Mattia (ITA) 1'43.506 EBIMOTORS | PERA Riccardo (ITA) EbiMotors | Porsche 718 Cayman GT4 | GT4PA | 29 | 53'13.707 | 1 Giro | 2.726 | 17 1'43.065 |
| 21P | 318 PITORRI Maurizio (ITA) BEST LAP | SIMONELLI Gianluigi (ITA) 1'42.370 Best Lap | Ferrari 488 Challenge | GTC | 29 | 53'14.636 | 1 Giro | 0.929 | 11 1'38.764 |
| 22 | 207 MAGNONI Luca (ITA) 1'44.330 NOVA RACE EVENTS | DI FABIO Diego (ITA) Nova Race Events | Mercedes AMG GT4 | GT4AM | 29 | 53'20.098 | 1 Giro | 5.462 | 4 1'43.354 |
| 23 | 355 LINOSSI Francesca (ITA) 1'39.566 EASY RACE | VEBSTER Daniel (SWE) Easy Race | Ferrari 488 Challenge | GTC | 29 | 53'43.709 | 1 Giro | 23.611 | 8 1'37.257 |
| 24 | 7 COMANDINI Stefano (ITA) 1'34.411 CECCATO RACING | ZUG Marius (DEU) Ceccato Racing | BMW M6 GT3 | GT3PR | 28 | 49'45.364 | 2 Giri | 1 Giro | 7 1'33.920 |
| 25P | 58 LIPPI Alberto (ITA) 1'34.372 RAM AUTORACING | FILIPPI Luca (ITA) RAM Autoracing | Ferrari 488 | GT3PA | 28 | 51'41.890 | 2 Giri | 1'56.526 | 22 1'33.904 |
| 26 | 381 CURTI Carlo (ITA) TSUNAMI R.T. | Tsunami Racing | Porsche 911 GT3 Cup | GTC | 28 | 52'47.545 | 2 Giri | 1'05.655 | 20 1'38.121 |
| 27 | 215 NERI Nicola (ITA) CECCATO RACING | FASCICOLO Giuseppe (ITA) 1'44.478 Ceccato Racing | BMW M4 GT4 | GT4AM | 28 | 53'10.570 | 2 Giri | 23.025 | 11 1'43.872 |
| 28 | 275 CERATI Dario (ITA) 1'47.000 AUTORLANDO SPORT | GHEZZI Giuseppe (ITA) Autorlando Sport | Porsche 718 Cayman GT4 | GT4AM | 28 | 53'15.157 | 2 Giri | 4.587 | 26 1'44.676 |
| 29 | 228 FERRI Fulvio (ITA) NOVA RACE EVENTS | GARBELLI Enrico (ITA) 1'44.931 Nova Race Events | Mercedes AMG GT4 | GT4PA | 28 | 53'43.244 | 2 Giri | 28.087 | 4 1'43.163 |
| 30 | 252 DE CASTRO Sabino (ITA) 1'44.320 EBIMOTORS | ARRIGOSI Matteo (ITA) EbiMotors | Porsche 718 Cayman GT4 | GT4PA | 27 | 52'10.325 | 3 Giri | 1 Giro | 12 1'43.829 |
| 31 | 351 PAVLOVIC Milos (SRB) BONALDI MOTORSPORT | FISCHBAUM Michael (DEU) 1'47.595 Bonaldi Motorsport | Lamborghini Huracán | GTC | 26 | 52'45.158 | 4 Giri | 1 Giro | 26 1'35.392 |
| ----- Non Classificati ----- | | | | | | | | | |
| R1P | 377 PRIVITELIO Luciano (ITA) REXAL FFF RACING TEAM | Rexal FFF Racing Team | Lamborghini Huracán ST | GTC | 20 | 36'42.514 | 10 Giri | | 11 1'42.454 |
| R1T | 322 BERTON Giovanni (ITA) 1'40.162 KRYPTON MOTORSPORT | RIVA Giacomo (ITA) Krypton Motorsport | Porsche 911 GT3 Cup | GTC | 16 | 30'14.840 | 14 Giri | | 4 1'39.231 |
| R1P | 223 ROMANI Emanuele (ITA) AUTORLANDO SPORT | CARBONI Gianluca (ITA) Autorlando Sport | Porsche 718 Cayman GT4 | GT4PA | 2 | 4'07.445 | 28 Giri | | 2 1'47.401 |
| R1T | 399 DIONISIO Ermanno (ITA) DIONISIO ERMANNINO | BARRI Giacomo (ITA) | Lamborghini Huracán | GTC | 0 | | | | |

Direttore di Gara : Fabrizio Fondacci

Direttore di Prova : Alessandro Ferrari

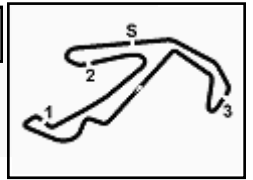
05/06/2021 Inizio 18:23 Fine 19:17

Esposta alle:



Powered by FICr PERUGIA TIMING





ACI Racing Weekend Misano, 5-6 Giugno 2021
Campionato Italiano GT Sprint - Classifica Gara 1

Misano Circuit Sic 58 4.226 m

2 / 2

Partenti: 35 Classificati: 31 Non Classificati: 0 Ritirati: 4 Non Partiti: 0
Giro Veloce N. 3 Num. 8 Sean Hudspeth Tempo 1'32.899 Media. 163,765 Km/h

Il Concorrente n. 223 (Autorlando Sport) penalizzato di 10 sec per decisione dei CC.SS.
Il Concorrente n. 369 (Krypton Motorsport) penalizzato di 10 sec per decisione dei CC.SS.

Il Concorrente n. 318 (Best Lap) penalizzato di 10 sec per decisione dei CC.SS.

Per cambio irregolare: n.29 (Vincenzo Sospiri Racing) 1.026 sec, n.58 (RAM Autoracing) 1.392 sec, n. 251 (Ebimotors) 3.870 sec
n.377 (Rexal FFF R.T.) 4.176 sec

| | | | |
|------------|-----|-------|------|
| Umidità | 50% | ARIA | 27°C |
| Condizioni | DRY | Temp. | 35°C |

Direttore di Gara : Fabrizio Fondacci

Direttore di Prova : Alessandro Ferrari

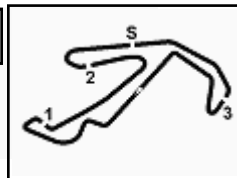
05/06/2021 Inizio 18:23 Fine 19:17

Esposta alle:



Powered by FICr PERUGIA TIMING





ACI Racing Weekend Misano, 5-6 Giugno 2021
Campionato Italiano GT Sprint - Classifica di Classe Gara 1

Misano Circuit Sic 58.4.226 m
1 / 2

Classe GT3 AM

Giri 30 = 126,780 km - Media 144,932 km/h - Tempo di gara 52'29.120

| Num. | Conditore 1 Concorrente | Conditore 2 Team | Auto | Giri | Tempo | Dist. | Rel. | Giro Veloce |
|------|---|---|-------------------------|------|-----------|--------|--------|-------------|
| 1 | 33 CUHADAROGU Murat (TUR) 1'35.575 KESSEL RACING | FUMANELLI David (ITA) Kessel Racing | Ferrari 488 | 30 | 52'29.120 | | 21 | 1'33.425 |
| 2P | 29 IACONE Simone (ITA) VINCENZO SOSPIRI RACING | TEMPESTA Sascha (ITA) 1'36.306 Vincenzo Sospiri Racing | Lamborghini Huracán GT3 | 30 | 52'31.422 | 2.302 | 2.302 | 16 1'34.089 |
| 3 | 77 ZANOTTI Erwin (ITA) 1'35.262 NOVA RACE EVENTS | CABEZAS Jorge (ESP) Nova Race Events | Honda NSX GT3 | 30 | 52'34.024 | 4.904 | 2.602 | 29 1'34.441 |
| 4 | 51 MANN Peter (USA) 1'37.569 AF CORSE | CASÉ Lorenzo (ITA) AF Corse | Ferrari 488 | 30 | 52'37.046 | 7.926 | 3.022 | 30 1'34.464 |
| 5 | 11 EARLE Steve (USA) 1'39.557 KESSEL RACING | SCHIRÒ Niccolò (ITA) Kessel Racing | Ferrari 488 | 30 | 53'05.152 | 36.032 | 28.106 | 8 1'33.966 |

Partenti: 5 Classificati: 5 Non Classificati: 0 Ritirati: 0 Non Partiti: 0
Giro Veloce N. 21 Num. 33 David Fumanelli Tempo 1'33.425 Media. 162,843 Km/h

Classe GT3 PRO AM

Giri 30 = 126,780 km - Media 145,112 km/h - Tempo di gara 52'25.211

| Num. | Conditore 1 Concorrente | Conditore 2 Team | Auto | Giri | Tempo | Dist. | Rel. | Giro Veloce |
|------|--|---|-------------------------|------|-----------|--------|--------|-------------|
| 1 | 21 MANN Simon (FRA) 1'34.510 AF CORSE | VILANDER Toni (FIN) AF Corse | Ferrari 488 | 30 | 52'25.211 | | 22 | 1'33.678 |
| 2 | 88 PEROLINI Pietro (ITA) 1'34.945 LP RACING | CECOTTO Jonathan (VEN) LP Racing | Lamborghini Huracán GT3 | 30 | 52'25.263 | 0.052 | 0.052 | 10 1'33.404 |
| 3 | 55 GUIDETTI Jacopo (ITA) NOVA RACE EVENTS | DE LUCA Francesco (ITA) 1'34.441 Nova Race Events | Honda NSX GT3 | 30 | 52'28.843 | 3.632 | 3.580 | 10 1'33.833 |
| 4 | 90 SEGÙ Luca (ITA) AKM MOTORSPORT | BARUCH Bar (ISR) 1'34.402 AKM Motorsport | Mercedes AMG GT3 | 30 | 52'29.352 | 4.141 | 0.509 | 19 1'34.207 |
| 5 | 19 LLARENA Mateo (GCA) 1'34.759 IMPERIALE SPORT CAR SERVICE | MIDDLETON Stuart (GBR) Imperiale Sport Car Service | Lamborghini Huracán GT3 | 30 | 52'31.014 | 5.803 | 1.662 | 15 1'33.898 |
| 6P | 58 LIPPI Alberto (ITA) 1'34.372 RAM AUTORACING | FILIPPI Luca (ITA) RAM Autoracing | Ferrari 488 | 28 | 51'41.890 | 2 Giri | 2 Giri | 22 1'33.904 |

Partenti: 6 Classificati: 6 Non Classificati: 0 Ritirati: 0 Non Partiti: 0
Giro Veloce N. 10 Num. 88 Pietro Perolini Tempo 1'33.404 Media. 162,880 Km/h

Classe GT3 PRO

Giri 30 = 126,780 km - Media 145,736 km/h - Tempo di gara 52'11.748

| Num. | Conditore 1 Concorrente | Conditore 2 Team | Auto | Giri | Tempo | Dist. | Rel. | Giro Veloce |
|------|---|--|-------------------------|------|-----------|--------|--------|-------------|
| 1 | 25 DI AMATO Daniele (ITA) RS RACING | RS Racing | Ferrari 488 | 30 | 52'11.748 | | 5 | 1'32.908 |
| 2 | 8 FUOCO Antonio (ITA) AF CORSE | HUDSPETH Sean (SGP) 1'34.428 AF Corse | Ferrari 488 | 30 | 52'16.383 | 4.635 | 4.635 | 3 1'32.899 |
| 3 | 14 MANCINELLI Daniel (ITA) AUDI SPORT ITALIA | POSTIGLIONE Vito (ITA) 1'33.667 Audi Sport Italia | AUDI R8 LMS | 30 | 52'16.739 | 4.991 | 0.356 | 9 1'33.313 |
| 4 | 63 GHIOU Luca (ITA) 1'33.829 IMPERIALE SPORT CAR SERVICE | FRASSINETI Alex (ITA) Imperiale Sport Car Service | Lamborghini Huracán GT3 | 30 | 52'22.647 | 10.899 | 5.908 | 5 1'33.638 |
| 5 | 12 FERRARI Lorenzo (ITA) 1'33.897 AUDI SPORT ITALIA | AGOSTINI Riccardo (ITA) Audi Sport Italia | AUDI R8 LMS | 30 | 52'23.229 | 11.481 | 0.582 | 13 1'33.389 |
| 6 | 3 GRECO Matteo (ITA) 1'34.483 EASY RACE | CRESTANI Fabrizio (ITA) Easy Race | Ferrari 488 | 30 | 52'29.916 | 18.168 | 6.687 | 5 1'34.059 |
| 7 | 7 COMANDINI Stefano (ITA) 1'34.411 CECCATO RACING | ZUG Marius (DEU) Ceccato Racing | BMW M6 GT3 | 28 | 49'45.364 | 2 Giri | 2 Giri | 7 1'33.920 |

Partenti: 7 Classificati: 7 Non Classificati: 0 Ritirati: 0 Non Partiti: 0
Giro Veloce N. 3 Num. 8 Sean Hudspeth Tempo 1'32.899 Media. 163,765 Km/h

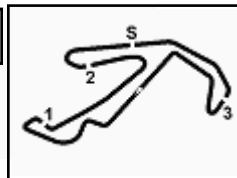
Direttore di Gara : Fabrizio Fondacci

Direttore di Prova : Alessandro Ferrari

05/06/2021 Inizio 18:23 Fine 19:17

Esposta alle:





ACI Racing Weekend Misano, 5-6 Giugno 2021
Campionato Italiano GT Sprint - Classifica di Classe Gara 1

Misano Circuit Sic 58 4.226 m
2 / 2

Classe GT4 AM

Giri 29 = 122,554 km - Media 137,869 km/h - Tempo di gara 53'20.098

| Num. Concorrente | Conditore 1 | Conditore 2 | Team | Auto | Giri | Tempo | Dist. | Rel. | Giro Veloce |
|------------------|---|---|------------------|------------------------|------|-----------|--------|--------|-------------|
| 1 207 | MAGNONI Luca (ITA) 1'44.330 NOVA RACE EVENTS | DI FABIO Diego (ITA) NOVA RACE EVENTS | NOVA RACE EVENTS | Mercedes AMG GT4 | 29 | 53'20.098 | | | 4 1'43.354 |
| 2 215 | NERI Nicola (ITA) CECCATO RACING | FASCICOLO Giuseppe (ITA) 1'44.478 CECCATO RACING | CECCATO RACING | BMW M4 GT4 | 28 | 53'10.570 | 1 Giro | 1 Giro | 11 1'43.872 |
| 3 275 | CERATI Dario (ITA) 1'47.000 AUTORLANDO SPORT | GHEZZI Giuseppe (ITA) Autorlando Sport | Autorlando Sport | Porsche 718 Cayman GT4 | 28 | 53'15.157 | 1 Giro | 4.587 | 26 1'44.676 |

Partenti: 3 Classificati: 3 Non Classificati: 0 Ritirati: 0 Non Partiti: 0
Giro Veloce N. 4 Num. 207 Luca Magnoni Tempo 1'43.354 Media. 147,199 Km/h

Classe GT4 PRO AM

Giri 29 = 122,554 km - Media 138,145 km/h - Tempo di gara 53'13.707

| Num. Concorrente | Conditore 1 | Conditore 2 | Team | Auto | Giri | Tempo | Dist. | Rel. | Giro Veloce |
|------------------------------|--|--|------------------|------------------------|------|-----------|---------|--------|-------------|
| 1P 251 | DI GIUSTO Mattia (ITA) 1'43.506 EBIMOTORS | PERA Riccardo (ITA) EbiMotors | EBIMOTORS | Porsche 718 Cayman GT4 | 29 | 53'13.707 | | | 17 1'43.065 |
| 2 228 | FERRI Fulvio (ITA) NOVA RACE EVENTS | GARBELLI Enrico (ITA) 1'44.931 NOVA RACE EVENTS | NOVA RACE EVENTS | Mercedes AMG GT4 | 28 | 53'43.244 | 1 Giro | 1 Giro | 4 1'43.163 |
| 3 252 | DE CASTRO Sabino (ITA) 1'44.320 EBIMOTORS | ARRIGOSI Matteo (ITA) EbiMotors | EBIMOTORS | Porsche 718 Cayman GT4 | 27 | 52'10.325 | 2 Giri | 1 Giro | 12 1'43.829 |
| ----- Non Classificati ----- | | | | | | | | | |
| R/TP 223 | ROMANI Emanuele (ITA) AUTORLANDO SPORT | CARBONI Gianluca (ITA) Autorlando Sport | Autorlando Sport | Porsche 718 Cayman GT4 | 2 | 4'07.445 | 27 Giri | | 2 1'47.401 |

Partenti: 4 Classificati: 3 Non Classificati: 0 Ritirati: 1 Non Partiti: 0
Giro Veloce N. 17 Num. 251 Riccardo Pera Tempo 1'43.065 Media. 147,612 Km/h

Classe GT CUP

Giri 30 = 126,780 km - Media 143,241 km/h - Tempo di gara 53'06.290

| Num. Concorrente | Conditore 1 | Conditore 2 | Team | Auto | Giri | Tempo | Dist. | Rel. | Giro Veloce |
|------------------------------|--|--|-----------------------|------------------------|------|-----------|---------|--------|-------------|
| 1 391 | PEGORARO Lorenzo (ITA) BEST LAP | MUGELLI Massimiliano (ITA) 1'40.451 Best Lap | BEST LAP | Lamborghini Huracán ST | 30 | 53'06.290 | | | 14 1'36.683 |
| 2 333 | DEMARCHI Luca (ITA) SR&R | RISITANO Nicholas (ITA) 1'39.821 SR&R | SR&R | Ferrari 488 Challenge | 29 | 52'59.397 | 1 Giro | 1 Giro | 4 1'39.237 |
| 3P 369 | LA MAZZA Francesco (ITA) KRYPTON MOTORSPORT | NICOLOSI Giuseppe (ITA) 1'42.051 Krypton Motorsport | KRYPTON MOTORSPORT | Porsche 911 GT3 Cup | 29 | 53'10.981 | 1 Giro | 11.584 | 21 1'39.398 |
| 4P 318 | PITORRI Maurizio (ITA) BEST LAP | SIMONELLI Gianluigi (ITA) 1'42.370 Best Lap | BEST LAP | Ferrari 488 Challenge | 29 | 53'14.636 | 1 Giro | 3.655 | 11 1'38.764 |
| 5 355 | LINOSSI Francesca (ITA) 1'39.566 EASY RACE | VEBSTER Daniel (SWE) Easy Race | EASY RACE | Ferrari 488 Challenge | 29 | 53'43.709 | 1 Giro | 29.073 | 8 1'37.257 |
| 6 381 | CURTI Carlo (ITA) TSUNAMI R.T. | Tsumani Racing | TSUNAMI R.T. | Porsche 911 GT3 Cup | 28 | 52'47.545 | 2 Giri | 1 Giro | 20 1'38.121 |
| 7 351 | PAVLOVIC Milos (SRB) BONALDI MOTORSPORT | FISCHBAUM Michael (DEU) 1'47.595 Bonaldi Motorsport | BONALDI MOTORSPORT | Lamborghini Huracán | 26 | 52'45.158 | 4 Giri | 2 Giri | 26 1'35.392 |
| ----- Non Classificati ----- | | | | | | | | | |
| R/TP 377 | PRIVITELIO Luciano (ITA) REXAL FFF RACING TEAM | Rexal FFF Racing Team | REXAL FFF RACING TEAM | Lamborghini Huracán ST | 20 | 36'42.514 | 10 Giri | | 11 1'42.454 |
| RIT 322 | BERTON Giovanni (ITA) 1'40.162 KRYPTON MOTORSPORT | RIVA Giacomo (ITA) Krypton Motorsport | KRYPTON MOTORSPORT | Porsche 911 GT3 Cup | 16 | 30'14.840 | 14 Giri | | 4 1'39.231 |
| RIT 399 | DIONISIO Ermanno (ITA) DIONISIO ERMANNINO | BARRI Giacomo (ITA) | DIONISIO ERMANNINO | Lamborghini Huracán | 0 | | | | |

Partenti: 10 Classificati: 7 Non Classificati: 0 Ritirati: 3 Non Partiti: 0
Giro Veloce N. 26 Num. 351 Milos Pavlovic Tempo 1'35.392 Media. 159,485 Km/h

| | | | |
|------------|-----|-------|------|
| Umidità | 50% | ARIA | 27°C |
| Condizioni | DRY | Temp. | 35°C |

Direttore di Gara : Fabrizio Fondacci

Direttore di Prova : Alessandro Ferrari

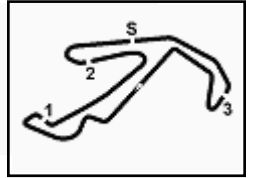
05/06/2021 Inizio 18:23 Fine 19:17

Esposta alle:



Powered by FICr PERUGIA TIMING





Misano Circuit Sic 58 4.226 m

ACI Racing Weekend Misano, 5-6 Giugno 2021
Campionato Italiano GT Sprint - Contagiri Gara 1

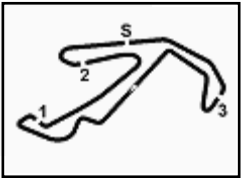
| | | Giro | | | | | | | | | | | | | | | | | | | | | | | | | | | | | |
|----|-----|------|-----|-----|-----|-----|-----|-----|-----|-----|-----|-----|-----|-----|-----|-----|-----|-----|-----|-----|-----|-----|-----|-----|-----|-----|-----|-----|-----|-----|-----|
| | | 1 | 2 | 3 | 4 | 5 | 6 | 7 | 8 | 9 | 10 | 11 | 12 | 13 | 14 | 15 | 16 | 17 | 18 | 19 | 20 | 21 | 22 | 23 | 24 | 25 | 26 | 27 | 28 | 29 | 30 |
| 1 | 8 | 8 | 8 | 8 | 8 | 8 | 8 | 8 | 8 | 8 | 8 | 8 | 8 | 8 | 8 | 8 | 8 | 8 | 8 | 8 | 8 | 8 | 25 | 25 | 25 | 25 | 25 | 25 | 25 | 25 | 25 |
| 2 | 25 | 25 | 25 | 25 | 25 | 25 | 25 | 25 | 25 | 25 | 25 | 25 | 25 | 25 | 88 | 88 | 88 | 88 | 88 | 88 | 25 | 25 | 8 | 8 | 8 | 8 | 8 | 8 | 8 | 8 | 8 |
| 3 | 88 | 88 | 88 | 88 | 88 | 88 | 88 | 88 | 88 | 88 | 88 | 88 | 88 | 88 | 14 | 12 | 7 | 3 | 3 | 25 | 88 | 88 | 14 | 14 | 14 | 14 | 14 | 14 | 14 | 14 | 14 |
| 4 | 12 | 12 | 12 | 12 | 12 | 12 | 12 | 12 | 12 | 14 | 14 | 14 | 14 | 14 | 14 | 12 | 7 | 3 | 11 | 11 | 14 | 14 | 14 | 88 | 88 | 88 | 88 | 63 | 88 | 63 | 63 |
| 5 | 7 | 7 | 7 | 14 | 14 | 14 | 14 | 14 | 14 | 12 | 12 | 12 | 12 | 12 | 63 | 3 | 11 | 7 | 25 | 63 | 63 | 63 | 63 | 63 | 63 | 63 | 88 | 63 | 63 | 12 | 12 |
| 6 | 14 | 14 | 14 | 7 | 7 | 7 | 7 | 7 | 7 | 7 | 7 | 7 | 7 | 63 | 63 | 25 | 11 | 55 | 55 | 14 | 7 | 7 | 7 | 7 | 7 | 7 | 7 | 12 | 12 | 88 | 21 |
| 7 | 3 | 3 | 63 | 63 | 63 | 63 | 63 | 63 | 63 | 63 | 63 | 63 | 63 | 63 | 7 | 7 | 19 | 19 | 25 | 63 | 12 | 12 | 12 | 12 | 12 | 12 | 12 | 7 | 21 | 21 | 88 |
| 8 | 63 | 63 | 3 | 3 | 3 | 3 | 3 | 3 | 3 | 3 | 3 | 3 | 3 | 3 | 3 | 55 | 12 | 14 | 7 | 3 | 3 | 3 | 3 | 3 | 3 | 3 | 3 | 21 | 55 | 55 | 55 |
| 9 | 11 | 11 | 11 | 11 | 11 | 11 | 11 | 11 | 11 | 11 | 11 | 11 | 11 | 11 | 11 | 63 | 14 | 63 | 12 | 19 | 19 | 21 | 21 | 21 | 21 | 21 | 21 | 58 | 33 | 33 | 33 |
| 10 | 55 | 55 | 55 | 55 | 55 | 55 | 55 | 55 | 55 | 19 | 19 | 19 | 19 | 19 | 19 | 391 | 25 | 12 | 19 | 21 | 21 | 58 | 58 | 58 | 58 | 58 | 58 | 3 | 29 | 90 | 90 |
| 11 | 19 | 19 | 19 | 19 | 19 | 19 | 19 | 19 | 19 | 55 | 55 | 55 | 55 | 55 | 55 | 14 | 63 | 19 | 21 | 58 | 58 | 55 | 55 | 55 | 55 | 55 | 55 | 55 | 90 | 3 | 3 |
| 12 | 90 | 90 | 90 | 90 | 90 | 90 | 90 | 90 | 90 | 90 | 90 | 90 | 90 | 90 | 77 | 77 | 333 | 333 | 21 | 58 | 55 | 55 | 19 | 19 | 19 | 19 | 19 | 3 | 29 | 29 | |
| 13 | 21 | 21 | 21 | 21 | 21 | 21 | 21 | 21 | 21 | 21 | 21 | 21 | 21 | 21 | 391 | 25 | 21 | 58 | 55 | 11 | 11 | 11 | 33 | 33 | 33 | 33 | 33 | 33 | 19 | 19 | 19 |
| 14 | 58 | 58 | 58 | 58 | 58 | 58 | 58 | 58 | 58 | 58 | 58 | 58 | 58 | 58 | 391 | 333 | 21 | 58 | 33 | 33 | 33 | 33 | 33 | 11 | 29 | 29 | 29 | 29 | 77 | 77 | 77 |
| 15 | 77 | 77 | 77 | 77 | 77 | 77 | 77 | 77 | 77 | 77 | 77 | 77 | 77 | 77 | 355 | 21 | 58 | 391 | 29 | 29 | 29 | 29 | 29 | 29 | 90 | 90 | 90 | 90 | 51 | 51 | 51 |
| 16 | 33 | 33 | 391 | 391 | 391 | 391 | 391 | 391 | 391 | 391 | 391 | 391 | 391 | 391 | 58 | 77 | 33 | 90 | 90 | 90 | 90 | 90 | 11 | 11 | 11 | 11 | 11 | 77 | 11 | 11 | 11 |
| 17 | 391 | 391 | 33 | 33 | 33 | 33 | 33 | 29 | 29 | 29 | 29 | 29 | 29 | 29 | 318 | 228 | 33 | 77 | 77 | 77 | 77 | 77 | 77 | 77 | 77 | 77 | 77 | 51 | 391 | 391 | 391 |
| 18 | 29 | 29 | 29 | 29 | 29 | 29 | 29 | 391 | 391 | 391 | 391 | 391 | 391 | 51 | 207 | 29 | 29 | 391 | 391 | 51 | 51 | 51 | 51 | 51 | 51 | 51 | 51 | 11 | 7 | 333 | 333 |
| 19 | 333 | 333 | 333 | 333 | 355 | 355 | 355 | 355 | 355 | 355 | 355 | 355 | 355 | 355 | 58 | 355 | 90 | 90 | 51 | 51 | 391 | 391 | 391 | 391 | 391 | 391 | 391 | 391 | 391 | 333 | 369 |
| 20 | 318 | 318 | 318 | 318 | 333 | 333 | 333 | 333 | 333 | 333 | 333 | 333 | 333 | 369 | 33 | 207 | 355 | 355 | 355 | 355 | 355 | 355 | 355 | 355 | 355 | 355 | 333 | 333 | 333 | 369 | 318 |
| 21 | 322 | 322 | 381 | 355 | 318 | 318 | 322 | 322 | 51 | 51 | 51 | 51 | 228 | 29 | 228 | 207 | 333 | 333 | 333 | 333 | 333 | 333 | 333 | 333 | 333 | 318 | 318 | 318 | 318 | 251 | 251 |
| 22 | 381 | 381 | 355 | 381 | 322 | 322 | 318 | 318 | 318 | 318 | 318 | 318 | 318 | 33 | 90 | 355 | 51 | 318 | 318 | 318 | 318 | 318 | 318 | 318 | 318 | 251 | 369 | 369 | 251 | 207 | 207 |
| 23 | 355 | 355 | 322 | 322 | 51 | 51 | 51 | 51 | 251 | 251 | 377 | 251 | 207 | 215 | 51 | 318 | 251 | 251 | 251 | 251 | 251 | 251 | 251 | 251 | 251 | 369 | 251 | 251 | 207 | 355 | 355 |
| 24 | 51 | 51 | 51 | 51 | 251 | 251 | 251 | 228 | 377 | 251 | 228 | 29 | 252 | 318 | 251 | 207 | 207 | 207 | 207 | 207 | 207 | 207 | 207 | 207 | 207 | 252 | 252 | 207 | 252 | 207 | 58 |
| 25 | 251 | 251 | 251 | 251 | 228 | 228 | 228 | 228 | 377 | 228 | 228 | 369 | 90 | 51 | 322 | 228 | 228 | 228 | 369 | 369 | 369 | 369 | 369 | 369 | 369 | 369 | 252 | 207 | 355 | 355 | 355 |
| 26 | 228 | 228 | 228 | 228 | 207 | 207 | 207 | 207 | 207 | 207 | 207 | 207 | 207 | 251 | 318 | 251 | 377 | 377 | 377 | 228 | 228 | 252 | 252 | 252 | 252 | 355 | 355 | 381 | 381 | 381 | 381 |
| 27 | 207 | 207 | 207 | 207 | 377 | 377 | 377 | 377 | 377 | 369 | 369 | 369 | 215 | 215 | 322 | 377 | 252 | 252 | 252 | 252 | 252 | 215 | 215 | 215 | 215 | 381 | 381 | 215 | 215 | 215 | 215 |
| 28 | 252 | 252 | 252 | 377 | 252 | 252 | 252 | 252 | 215 | 215 | 215 | 377 | 252 | 251 | 252 | 215 | 369 | 369 | 377 | 377 | 381 | 381 | 381 | 381 | 215 | 215 | 275 | 275 | 275 | 275 | 275 |
| 29 | 377 | 377 | 377 | 252 | 369 | 369 | 215 | 369 | 215 | 369 | 215 | 322 | 322 | 322 | 322 | 322 | 369 | 369 | 322 | 275 | 275 | 381 | 381 | 228 | 228 | 228 | 228 | 228 | 228 | 228 | 228 |
| 30 | 215 | 215 | 215 | 215 | 215 | 215 | 369 | 215 | 322 | 322 | 322 | 322 | 322 | 369 | 369 | 322 | 275 | 275 | 381 | 381 | 228 | 228 | 228 | 228 | 228 | 228 | 228 | 228 | 228 | 228 | 228 |
| 31 | 369 | 369 | 369 | 369 | 275 | 275 | 275 | 275 | 275 | 275 | 275 | 275 | 275 | 275 | 275 | 275 | 275 | 275 | 381 | 381 | 275 | 351 | 351 | 351 | 351 | 351 | 351 | 351 | 351 | 351 | 351 |
| 32 | 275 | 275 | 275 | 275 | 381 | 381 | 381 | 381 | 381 | 381 | 381 | 381 | 381 | 381 | 381 | 381 | 381 | 381 | 381 | 381 | 381 | 381 | 381 | 381 | 381 | 381 | 381 | 381 | 381 | 381 | 381 |
| 33 | 351 | 351 | 351 | 351 | 351 | 351 | 351 | 351 | 351 | 351 | 351 | 351 | 351 | 351 | 351 | 351 | 351 | 351 | 351 | 351 | 351 | 351 | 351 | 351 | 351 | 351 | 351 | 351 | 351 | 351 | 351 |
| 34 | 223 | 223 | | | | | | | | | | | | | | | | | | | | | | | | | | | | | |

| Final Result | | | |
|--------------|------------------|--------------------|---------|
| 1 | 25 | RS RACING | Giri 30 |
| 2 | 8 | AF CORSE | 4.635 |
| 3 | 14 | AUDI SPORT ITALIA | 4.991 |
| 4 | 63 | IMPERIALE SPORT C | 10.899 |
| 5 | 12 | AUDI SPORT ITALIA | 11.481 |
| 6 | 21 | AF CORSE | 13.463 |
| 7 | 88 | LP RACING | 13.515 |
| 8 | 55 | NOVA RACE EVENTS | 17.095 |
| 9 | 33 | KESSEL RACING | 17.372 |
| 10 | 90 | AKM MOTORSPORT | 17.604 |
| 11 | 3 | EASY RACE | 18.168 |
| 12 | 19 | IMPERIALE SPORT C | 19.266 |
| 13 | 29 | VINCENZO SOSPIRI | 19.674 |
| 14 | 77 | NOVA RACE EVENTS | 22.276 |
| 15 | 51 | AF CORSE | 25.298 |
| 16 | 11 | KESSEL RACING | 53.404 |
| 17 | 391 | BEST LAP | 54.542 |
| 18 | 333 | SR&R | 1 Giro |
| 19 | 369 | KRYPTON MOTORSP | 1 Giro |
| 20 | 251 | EBIMOTORS (P) | 1 Giro |
| 21 | 318 | BEST LAP (P) | 1 Giro |
| 22 | 207 | NOVA RACE EVENTS | 1 Giro |
| 23 | 355 | EASY RACE | 1 Giro |
| 24 | 7 | CECCATO RACING | 2 Giri |
| 25 | 58 | RAM AUTORACING (P) | 2 Giri |
| 26 | 381 | TSUNAMI R.T. | 2 Giri |
| 27 | 215 | CECCATO RACING | 2 Giri |
| 28 | 275 | AUTORLANDO SPOR | 2 Giri |
| 29 | 228 | NOVA RACE EVENTS | 2 Giri |
| 30 | 252 | EBIMOTORS | 3 Giri |
| 31 | 351 | BONALDI MOTORSP | 4 Giri |
| RIT 377 | REXAL FFF RACING | 10 Giri | |
| RIT 322 | KRYPTON MOTORSP | 14 Giri | |
| RIT 223 | AUTORLANDO SPOR | 28 Giri | |
| RIT 399 | DIONISIO ERMANN | | |



Powered by FICr PERUGIA TIMING





ACI Racing Weekend Misano, 5-6 Giugno 2021
Campionato Italiano GT Sprint - Best Sectors & Speed Gara 1

Misano Circuit Sic 58 4.226 m

CLASSIFICA

| | | | |
|-----|----------------------------|-------------------------|---------|
| 1 | 25 RS RACING | Ferrari 488 | Giri 30 |
| 2 | 8 AF CORSE | Ferrari 488 | 4.635 |
| 3 | 14 AUDI SPORT ITALIA | AUDI R8 LMS | 4.991 |
| 4 | 63 IMPERIALE SPORT CAR SER | Lamborghini Huracán GT3 | 10.899 |
| 5 | 12 AUDI SPORT ITALIA | AUDI R8 LMS | 11.481 |
| 6 | 21 AF CORSE | Ferrari 488 | 13.463 |
| 7 | 88 LP RACING | Lamborghini Huracán GT3 | 13.515 |
| 8 | 55 NOVA RACE EVENTS | Honda NSX GT3 | 17.095 |
| 9 | 33 KESSEL RACING | Ferrari 488 | 17.372 |
| 10 | 90 AKM MOTORSPORT | Mercedes AMG GT3 | 17.604 |
| 11 | 3 EASY RACE | Ferrari 488 | 18.168 |
| 12 | 19 IMPERIALE SPORT CAR SER | Lamborghini Huracán GT3 | 19.266 |
| 13 | 29 VINCENZO SOSPIRI RACING | Lamborghini Huracán GT3 | 19.674 |
| 14 | 77 NOVA RACE EVENTS | Honda NSX GT3 | 22.276 |
| 15 | 51 AF CORSE | Ferrari 488 | 25.298 |
| 16 | 11 KESSEL RACING | Ferrari 488 | 53.404 |
| 17 | 391 BEST LAP | Lamborghini Huracán ST | 54.542 |
| 18 | 333 SR&R | Ferrari 488 Challenge | 1 Giro |
| 19 | 369 KRYPTON MOTORSPORT | Porsche 911 GT3 Cup | 1 Giro |
| 20 | 251 EBIMOTORS | Porsche 718 Cayman GT4 | 1 Giro |
| 21 | 318 BEST LAP | Ferrari 488 Challenge | 1 Giro |
| 22 | 207 NOVA RACE EVENTS | Mercedes AMG GT4 | 1 Giro |
| 23 | 355 EASY RACE | Ferrari 488 Challenge | 1 Giro |
| 24 | 7 CECCATO RACING | BMW M6 GT3 | 2 Giri |
| 25 | 58 RAM AUTORACING | Ferrari 488 | 2 Giri |
| 26 | 381 TSUNAMI R.T. | Porsche 911 GT3 Cup | 2 Giri |
| 27 | 215 CECCATO RACING | BMW M4 GT4 | 2 Giri |
| 28 | 275 AUTORLANDO SPORT | Porsche 718 Cayman GT4 | 2 Giri |
| 29 | 228 NOVA RACE EVENTS | Mercedes AMG GT4 | 2 Giri |
| 30 | 252 EBIMOTORS | Porsche 718 Cayman GT4 | 3 Giri |
| 31 | 351 BONALDI MOTORSPORT | Lamborghini Huracán | 4 Giri |
| RIT | 377 REXAL FFF RACING TEAM | Lamborghini Huracán ST | 10 Giri |
| RIT | 322 KRYPTON MOTORSPORT | Porsche 911 GT3 Cup | 14 Giri |
| RIT | 223 AUTORLANDO SPORT | Porsche 718 Cayman GT4 | 28 Giri |
| RIT | 399 DIONISIO ERMANNO | Lamborghini Huracán | |

SPEED

| | | | |
|----|----------------------------|-------------------------|-------|
| 1 | 51 AF CORSE | Ferrari 488 | 225.9 |
| 2 | 355 EASY RACE | Ferrari 488 Challenge | 224.5 |
| 3 | 318 BEST LAP | Ferrari 488 Challenge | 223.6 |
| 4 | 90 AKM MOTORSPORT | Mercedes AMG GT3 | 223.6 |
| 5 | 3 EASY RACE | Ferrari 488 | 223.1 |
| 6 | 77 NOVA RACE EVENTS | Honda NSX GT3 | 223.1 |
| 7 | 7 CECCATO RACING | BMW M6 GT3 | 222.7 |
| 8 | 55 NOVA RACE EVENTS | Honda NSX GT3 | 222.2 |
| 9 | 381 TSUNAMI R.T. | Porsche 911 GT3 Cup | 222.2 |
| 10 | 19 IMPERIALE SPORT CAR SER | Lamborghini Huracán GT3 | 222.2 |
| 11 | 58 RAM AUTORACING | Ferrari 488 | 221.3 |
| 12 | 29 VINCENZO SOSPIRI RACING | Lamborghini Huracán GT3 | 221.3 |
| 13 | 369 KRYPTON MOTORSPORT | Porsche 911 GT3 Cup | 221.3 |
| 14 | 351 BONALDI MOTORSPORT | Lamborghini Huracán | 220.9 |
| 15 | 322 KRYPTON MOTORSPORT | Porsche 911 GT3 Cup | 220.9 |
| 16 | 33 KESSEL RACING | Ferrari 488 | 220.9 |
| 17 | 14 AUDI SPORT ITALIA | AUDI R8 LMS | 220.9 |
| 18 | 63 IMPERIALE SPORT CAR SER | Lamborghini Huracán GT3 | 220.4 |
| 19 | 8 AF CORSE | Ferrari 488 | 220.0 |
| 20 | 11 KESSEL RACING | Ferrari 488 | 220.0 |
| 21 | 25 RS RACING | Ferrari 488 | 220.0 |
| 22 | 88 LP RACING | Lamborghini Huracán GT3 | 219.5 |
| 23 | 391 BEST LAP | Lamborghini Huracán ST | 219.5 |
| 24 | 21 AF CORSE | Ferrari 488 | 219.1 |
| 25 | 12 AUDI SPORT ITALIA | AUDI R8 LMS | 219.1 |
| 26 | 333 SR&R | Ferrari 488 Challenge | 218.2 |
| 27 | 377 REXAL FFF RACING TEAM | Lamborghini Huracán ST | 217.3 |
| 28 | 275 AUTORLANDO SPORT | Porsche 718 Cayman GT4 | 202.6 |
| 29 | 215 CECCATO RACING | BMW M4 GT4 | 202.2 |
| 30 | 251 EBIMOTORS | Porsche 718 Cayman GT4 | 202.2 |
| 31 | 252 EBIMOTORS | Porsche 718 Cayman GT4 | 201.5 |
| 32 | 228 NOVA RACE EVENTS | Mercedes AMG GT4 | 200.0 |
| 33 | 207 NOVA RACE EVENTS | Mercedes AMG GT4 | 198.5 |
| 34 | 223 AUTORLANDO SPORT | Porsche 718 Cayman GT4 | 196.7 |

SEG. 1

| | | |
|----|-------------------------|--------|
| 1 | 25 RS RACING | 24.268 |
| 2 | 8 AF CORSE | 24.332 |
| 3 | 33 KESSEL RACING | 24.379 |
| 4 | 88 LP RACING | 24.439 |
| 5 | 12 AUDI SPORT ITALIA | 24.480 |
| 6 | 63 IMPERIALE SPORT CA | 24.525 |
| 7 | 3 EASY RACE | 24.528 |
| 8 | 14 AUDI SPORT ITALIA | 24.529 |
| 9 | 19 IMPERIALE SPORT CA | 24.529 |
| 10 | 11 KESSEL RACING | 24.578 |
| 11 | 90 AKM MOTORSPORT | 24.595 |
| 12 | 58 RAM AUTORACING | 24.633 |
| 13 | 29 VINCENZO SOSPIRI RA | 24.656 |
| 14 | 21 AF CORSE | 24.656 |
| 15 | 7 CECCATO RACING | 24.680 |
| 16 | 55 NOVA RACE EVENTS | 24.691 |
| 17 | 77 NOVA RACE EVENTS | 24.793 |
| 18 | 51 AF CORSE | 24.794 |
| 19 | 351 BONALDI MOTORSPOR | 25.202 |
| 20 | 391 BEST LAP | 25.564 |
| 21 | 355 EASY RACE | 25.663 |
| 22 | 381 TSUNAMI R.T. | 26.111 |
| 23 | 333 SR&R | 26.306 |
| 24 | 318 BEST LAP | 26.356 |
| 25 | 322 KRYPTON MOTORSPOR | 26.398 |
| 26 | 377 REXAL FFF RACING TE | 26.611 |
| 27 | 369 KRYPTON MOTORSPOR | 26.682 |
| 28 | 251 EBIMOTORS | 26.821 |
| 29 | 207 NOVA RACE EVENTS | 26.999 |
| 30 | 228 NOVA RACE EVENTS | 27.075 |
| 31 | 252 EBIMOTORS | 27.228 |
| 32 | 275 AUTORLANDO SPORT | 27.270 |
| 33 | 215 CECCATO RACING | 27.372 |
| 34 | 223 AUTORLANDO SPORT | 27.861 |

SEG. 2

| | | |
|----|-------------------------|--------|
| 1 | 25 RS RACING | 21.947 |
| 2 | 14 AUDI SPORT ITALIA | 21.985 |
| 3 | 63 IMPERIALE SPORT CA | 22.025 |
| 4 | 8 AF CORSE | 22.034 |
| 5 | 88 LP RACING | 22.048 |
| 6 | 7 CECCATO RACING | 22.077 |
| 7 | 90 AKM MOTORSPORT | 22.103 |
| 8 | 33 KESSEL RACING | 22.110 |
| 9 | 29 VINCENZO SOSPIRI RA | 22.112 |
| 10 | 58 RAM AUTORACING | 22.118 |
| 11 | 55 NOVA RACE EVENTS | 22.129 |
| 12 | 12 AUDI SPORT ITALIA | 22.142 |
| 13 | 19 IMPERIALE SPORT CA | 22.152 |
| 14 | 21 AF CORSE | 22.178 |
| 15 | 77 NOVA RACE EVENTS | 22.181 |
| 16 | 11 KESSEL RACING | 22.190 |
| 17 | 3 EASY RACE | 22.223 |
| 18 | 51 AF CORSE | 22.223 |
| 19 | 351 BONALDI MOTORSPOR | 22.575 |
| 20 | 391 BEST LAP | 22.593 |
| 21 | 355 EASY RACE | 22.915 |
| 22 | 381 TSUNAMI R.T. | 22.958 |
| 23 | 318 BEST LAP | 23.017 |
| 24 | 369 KRYPTON MOTORSPOR | 23.113 |
| 25 | 333 SR&R | 23.211 |
| 26 | 322 KRYPTON MOTORSPOR | 23.219 |
| 27 | 377 REXAL FFF RACING TE | 23.570 |
| 28 | 228 NOVA RACE EVENTS | 24.292 |
| 29 | 207 NOVA RACE EVENTS | 24.296 |
| 30 | 251 EBIMOTORS | 24.297 |
| 31 | 215 CECCATO RACING | 24.314 |
| 32 | 252 EBIMOTORS | 24.490 |
| 33 | 223 AUTORLANDO SPORT | 24.842 |
| 34 | 275 AUTORLANDO SPORT | 24.964 |

SEG. 3

| | | |
|----|-------------------------|--------|
| 1 | 14 AUDI SPORT ITALIA | 25.738 |
| 2 | 25 RS RACING | 25.769 |
| 3 | 8 AF CORSE | 25.813 |
| 4 | 12 AUDI SPORT ITALIA | 25.818 |
| 5 | 90 AKM MOTORSPORT | 25.867 |
| 6 | 55 NOVA RACE EVENTS | 25.893 |
| 7 | 33 KESSEL RACING | 25.896 |
| 8 | 7 CECCATO RACING | 25.902 |
| 9 | 88 LP RACING | 25.911 |
| 10 | 21 AF CORSE | 25.931 |
| 11 | 77 NOVA RACE EVENTS | 25.962 |
| 12 | 63 IMPERIALE SPORT CA | 25.969 |
| 13 | 3 EASY RACE | 26.014 |
| 14 | 19 IMPERIALE SPORT CA | 26.074 |
| 15 | 51 AF CORSE | 26.074 |
| 16 | 58 RAM AUTORACING | 26.090 |
| 17 | 29 VINCENZO SOSPIRI RA | 26.144 |
| 18 | 11 KESSEL RACING | 26.176 |
| 19 | 351 BONALDI MOTORSPOR | 26.199 |
| 20 | 391 BEST LAP | 26.569 |
| 21 | 355 EASY RACE | 26.645 |
| 22 | 381 TSUNAMI R.T. | 26.956 |
| 23 | 318 BEST LAP | 27.035 |
| 24 | 369 KRYPTON MOTORSPOR | 27.155 |
| 25 | 333 SR&R | 27.217 |
| 26 | 322 KRYPTON MOTORSPOR | 27.339 |
| 27 | 377 REXAL FFF RACING TE | 27.666 |
| 28 | 251 EBIMOTORS | 28.528 |
| 29 | 215 CECCATO RACING | 28.529 |
| 30 | 252 EBIMOTORS | 28.632 |
| 31 | 207 NOVA RACE EVENTS | 28.683 |
| 32 | 275 AUTORLANDO SPORT | 28.691 |
| 33 | 228 NOVA RACE EVENTS | 28.892 |
| 34 | 223 AUTORLANDO SPORT | 29.489 |

SEG. 4

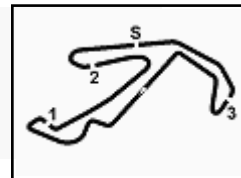
| | | |
|----|-------------------------|--------|
| 1 | 8 AF CORSE | 20.598 |
| 2 | 88 LP RACING | 20.658 |
| 3 | 63 IMPERIALE SPORT CA | 20.674 |
| 4 | 14 AUDI SPORT ITALIA | 20.691 |
| 5 | 25 RS RACING | 20.698 |
| 6 | 12 AUDI SPORT ITALIA | 20.748 |
| 7 | 21 AF CORSE | 20.814 |
| 8 | 11 KESSEL RACING | 20.817 |
| 9 | 29 VINCENZO SOSPIRI RA | 20.848 |
| 10 | 19 IMPERIALE SPORT CA | 20.866 |
| 11 | 58 RAM AUTORACING | 20.867 |
| 12 | 33 KESSEL RACING | 20.869 |
| 13 | 55 NOVA RACE EVENTS | 20.897 |
| 14 | 77 NOVA RACE EVENTS | 20.905 |
| 15 | 7 CECCATO RACING | 20.938 |
| 16 | 51 AF CORSE | 20.981 |
| 17 | 3 EASY RACE | 21.024 |
| 18 | 90 AKM MOTORSPORT | 21.037 |
| 19 | 351 BONALDI MOTORSPOR | 21.148 |
| 20 | 391 BEST LAP | 21.482 |
| 21 | 355 EASY RACE | 21.838 |
| 22 | 322 KRYPTON MOTORSPOR | 21.873 |
| 23 | 381 TSUNAMI R.T. | 22.045 |
| 24 | 318 BEST LAP | 22.126 |
| 25 | 333 SR&R | 22.251 |
| 26 | 369 KRYPTON MOTORSPOR | 22.271 |
| 27 | 377 REXAL FFF RACING TE | 22.802 |
| 28 | 228 NOVA RACE EVENTS | 22.824 |
| 29 | 207 NOVA RACE EVENTS | 22.850 |
| 30 | 251 EBIMOTORS | 22.911 |
| 31 | 252 EBIMOTORS | 23.046 |
| 32 | 215 CECCATO RACING | 23.268 |
| 33 | 275 AUTORLANDO SPORT | 23.506 |
| 34 | 223 AUTORLANDO SPORT | 24.036 |

05/06/2021



Powered by FICr PERUGIA TIMING





ACI Racing Weekend Misano, 5-6 Giugno 2021
Campionato Italiano GT Sprint - Analisi Tempi Gara 1

Misano Circuit Sic 58 4.226 m

Start at 18:23'19.503

1 / 9

3 Easy Race (1'34.059)

| Giro | Seg.1 | Seg.2 | Seg.3 | Seg.4 | T. Giro | km/h | Local Time |
|-------------------|---------------|---------------|---------------|----------|-----------------|--------------|--------------|
| Fabrizio Crestani | | | | | | | |
| 1 | | 23.089 | 26.286 | 21.123 | 1'42.086 | 218,2 | 18:25'01.589 |
| 2 | 24.821 | 22.361 | 26.117 | 21.062 | 1'34.361 | 218,2 | 18:26'35.950 |
| 3 | 24.806 | 23.023 | 26.120 | 21.247 | 1'35.196 | 218,6 | 18:28'11.146 |
| 4 | 24.837 | 22.385 | 26.176 | 21.024 | 1'34.422 | 216,9 | 18:29'45.568 |
| 5 | 24.705 | 22.297 | 26.014 | 21.043 | 1'34.059 | 217,7 | 18:31'19.627 |
| 6 | 31.490 | 44.241 | 51.043 | 23.084 | 2'29.858 | 99,1 | 18:33'49.485 |
| 7 | 24.662 | 22.328 | 26.131 | 21.066 | 1'34.187 | 218,6 | 18:35'23.672 |
| 8 | 24.610 | 22.332 | 26.067 | 21.242 | 1'34.251 | 218,6 | 18:36'57.923 |
| 9 | 24.728 | 22.730 | 26.019 | 21.179 | 1'34.656 | 217,7 | 18:38'32.579 |
| 10 | 24.591 | 22.223 | 26.257 | 21.315 | 1'34.386 | 216,4 | 18:40'06.965 |
| 11 | 24.637 | 22.530 | 26.127 | 21.344 | 1'34.638 | 217,7 | 18:41'41.603 |
| 12 | 24.693 | 22.453 | 26.141 | 21.170 | 1'34.457 | 218,6 | 18:43'16.060 |
| 13 | 24.880 | 22.436 | 26.028 | 21.411 | 1'34.755 | 217,7 | 18:44'50.815 |
| 14 | 24.781 | 22.469 | 26.196 | 21.445 | 1'34.891 | 217,7 | 18:46'25.706 |
| 15 | 24.644 | 22.670 | 26.259 | 21.771 | 1'35.344 | 217,7 | 18:48'01.050 |
| 16 | 25.235 | 22.526 | 26.059 | 21.436 | 1'35.256 | 219,1 | 18:49'36.306 |
| 17 | 24.638 | 22.714 | 26.318 | 21.172 | 1'34.842 | 218,2 | 18:51'11.148 |
| 18 | 26.448 | 22.575 | 26.342 | 1'19.478 | 2'34.843P | 219,1 | 18:53'45.991 |
| Matteo Greco | | | | | | | |
| 19 | 40.185 | 22.428 | 26.152 | 21.252 | 1'50.017P | 219,1 | 18:55'36.008 |
| 20 | 24.790 | 22.463 | 26.075 | 21.155 | 1'34.483 | 219,5 | 18:57'10.491 |
| 21 | 25.431 | 22.288 | 26.205 | 21.144 | 1'35.068 | 218,2 | 18:58'45.559 |
| 22 | 24.528 | 22.652 | 26.205 | 21.261 | 1'34.646 | 221,8 | 19:00'20.205 |
| 23 | 24.770 | 22.824 | 26.590 | 23.338 | 1'37.522 | 221,8 | 19:01'57.727 |
| 24 | 27.770 | 45.014 | 54.519 | 37.021 | 2'44.324 | 93,4 | 19:04'42.051 |
| 25 | 38.462 | 36.802 | 39.527 | 29.833 | 2'24.624 | 126,9 | 19:07'06.675 |
| 26 | 33.991 | 33.134 | 44.969 | 23.469 | 2'15.563 | 184,3 | 19:09'22.238 |
| 27 | 26.520 | 22.849 | 26.476 | 22.654 | 1'38.499 | 223,1 | 19:11'00.737 |
| 28 | 26.441 | 23.525 | 27.397 | 21.111 | 1'38.474 | 217,7 | 19:12'39.211 |
| 29 | 24.884 | 23.021 | 26.014 | 21.149 | 1'35.068 | 217,7 | 19:14'14.279 |
| 30 | 25.020 | 22.708 | 26.161 | 21.251 | 1'35.140 | 217,7 | 19:15'49.419 |

Tempo di gara 52'29.916

7 Ceccato Racing (1'33.920)

| Giro | Seg.1 | Seg.2 | Seg.3 | Seg.4 | T. Giro | km/h | Local Time |
|-------------------|---------------|---------------|---------------|---------------|-----------------|--------------|--------------|
| Marius Zug | | | | | | | |
| 1 | | 22.612 | 26.116 | 21.367 | 1'41.181 | 218,6 | 18:25'00.684 |
| 2 | 25.066 | 22.429 | 25.942 | 21.082 | 1'34.519 | 220,4 | 18:26'35.203 |
| 3 | 24.822 | 22.371 | 25.961 | 21.075 | 1'34.229 | 220,0 | 18:28'09.432 |
| 4 | 24.680 | 22.283 | 26.223 | 21.822 | 1'35.008 | 220,0 | 18:29'44.440 |
| 5 | 24.981 | 22.155 | 25.902 | 20.938 | 1'33.976 | 220,4 | 18:31'18.416 |
| 6 | 31.558 | 43.788 | 51.478 | 23.322 | 2'30.146 | 95,8 | 18:33'48.562 |
| 7 | 24.757 | 22.077 | 26.132 | 20.954 | 1'33.920 | 220,9 | 18:35'22.482 |
| 8 | 24.794 | 22.247 | 26.061 | 21.073 | 1'34.175 | 219,1 | 18:36'56.657 |
| 9 | 25.020 | 22.268 | 25.995 | 20.952 | 1'34.235 | 220,0 | 18:38'30.892 |
| 10 | 24.828 | 22.212 | 26.054 | 21.085 | 1'34.179 | 219,5 | 18:40'05.071 |
| 11 | 24.874 | 22.182 | 26.020 | 21.440 | 1'34.516 | 220,4 | 18:41'39.587 |
| 12 | 25.043 | 23.170 | 26.763 | 21.109 | 1'36.085 | 217,3 | 18:43'15.672 |
| 13 | 24.883 | 22.280 | 26.065 | 20.977 | 1'34.205 | 220,9 | 18:44'49.877 |
| 14 | 24.979 | 22.337 | 26.175 | 21.012 | 1'34.503 | 220,0 | 18:46'24.380 |
| 15 | 25.037 | 22.602 | 26.389 | 21.891 | 1'35.919 | 220,9 | 18:48'00.299 |
| 16 | 25.054 | 22.308 | 26.050 | 21.178 | 1'34.590 | 221,8 | 18:49'34.889 |
| 17 | 24.879 | 22.237 | 26.749 | 30.159 | 1'44.024P | 220,9 | 18:51'18.913 |
| Stefano Comandini | | | | | | | |
| 18 | 1'28.925 | 22.701 | 26.246 | 21.331 | 2'39.203P | 219,5 | 18:53'58.116 |
| 19 | 25.090 | 22.481 | 26.154 | 21.376 | 1'35.101 | 221,3 | 18:55'33.217 |
| 20 | 25.143 | 22.472 | 26.141 | 21.622 | 1'35.378 | 221,3 | 18:57'08.595 |
| 21 | 24.934 | 22.321 | 25.966 | 21.190 | 1'34.411 | 220,9 | 18:58'43.006 |
| 22 | 25.016 | 22.354 | 26.178 | 21.237 | 1'34.785 | 222,7 | 19:00'17.791 |
| 23 | 25.346 | 22.538 | 26.260 | 23.669 | 1'37.813 | 220,9 | 19:01'55.604 |
| 24 | 27.041 | 45.089 | 53.812 | 37.134 | 2'43.076 | 82,2 | 19:04'38.680 |
| 25 | 39.390 | 36.479 | 38.925 | 30.398 | 2'25.192 | 102,2 | 19:07'03.872 |

05/06/2021

P = Box In/Out - C = Tempo Invalidato

| | | | | | | | |
|----|--------|--------|--------|--------|-----------|-------|--------------|
| 26 | 33.693 | 33.979 | 45.267 | 24.614 | 2'17.553 | 141,4 | 19:09'21.425 |
| 27 | 26.634 | 22.676 | 27.077 | 22.058 | 1'38.445 | 222,2 | 19:10'59.870 |
| 28 | 26.266 | 23.011 | 30.268 | 45.452 | 2'04.997P | 218,6 | 19:13'04.867 |

Tempo di gara 49'45.364

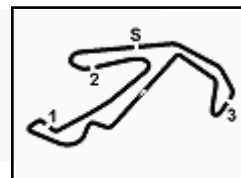
8 AF Corse (1'32.899)

| Giro | Seg.1 | Seg.2 | Seg.3 | Seg.4 | T. Giro | km/h | Local Time |
|---------------|---------------|---------------|---------------|---------------|-----------------|--------------|--------------|
| Antonio Fuoco | | | | | | | |
| 1 | | 22.319 | 26.130 | 20.986 | 1'38.124 | 217,7 | 18:24'57.627 |
| 2 | 24.388 | 22.207 | 25.813 | 20.629 | 1'33.037 | 219,1 | 18:26'30.664 |
| 3 | 24.419 | 22.065 | 25.817 | 20.598 | 1'32.899 | 219,5 | 18:28'03.563 |
| 4 | 24.407 | 22.108 | 26.017 | 20.896 | 1'33.428 | 219,1 | 18:29'36.991 |
| 5 | 24.365 | 22.087 | 25.868 | 20.770 | 1'33.090 | 220,0 | 18:31'10.081 |
| 6 | 36.577 | 42.797 | 52.978 | 23.778 | 2'36.130 | 101,2 | 18:33'46.211 |
| 7 | 24.394 | 22.071 | 25.996 | 20.702 | 1'33.163 | 220,0 | 18:35'19.374 |
| 8 | 24.332 | 22.045 | 25.950 | 20.722 | 1'33.049 | 219,5 | 18:36'52.423 |
| 9 | 24.370 | 22.062 | 25.933 | 20.705 | 1'33.070 | 219,1 | 18:38'25.493 |
| 10 | 24.455 | 22.034 | 25.906 | 20.808 | 1'33.203 | 219,5 | 18:39'58.696 |
| 11 | 24.411 | 22.129 | 26.294 | 21.105 | 1'33.939 | 218,6 | 18:41'32.635 |
| 12 | 24.416 | 22.044 | 25.937 | 20.699 | 1'33.096 | 219,5 | 18:43'05.731 |
| 13 | 24.404 | 22.078 | 25.889 | 20.769 | 1'33.140 | 220,0 | 18:44'38.871 |
| 14 | 24.598 | 22.310 | 26.065 | 21.577 | 1'34.550 | 219,1 | 18:46'13.421 |
| 15 | 24.633 | 22.438 | 26.277 | 20.931 | 1'34.279 | 220,0 | 18:47'47.700 |
| 16 | 24.519 | 22.427 | 26.096 | 20.899 | 1'33.941 | 219,5 | 18:49'21.641 |
| 17 | 24.675 | 22.232 | 26.091 | 20.993 | 1'33.991 | 220,0 | 18:50'55.632 |
| 18 | 24.950 | 22.300 | 26.099 | 20.935 | 1'34.284 | 219,5 | 18:52'29.916 |
| 19 | 25.323 | 23.108 | 27.645 | 30.810 | 1'46.886P | 214,3 | 18:54'16.802 |
| Sean Hudspeth | | | | | | | |
| 20 | 1'28.400 | 22.696 | 26.344 | 21.197 | 2'38.637P | 218,6 | 18:56'55.439 |
| 21 | 25.165 | 22.547 | 26.724 | 21.212 | 1'35.648 | 218,2 | 18:58'31.087 |
| 22 | 25.247 | 22.939 | 26.258 | 21.100 | 1'35.544 | 219,5 | 19:00'06.631 |
| 23 | 24.867 | 23.177 | 26.539 | 21.576 | 1'36.159 | 217,7 | 19:01'42.790 |
| 24 | 35.208 | 44.612 | 53.609 | 36.284 | 2'49.713 | 89,2 | 19:04'32.503 |
| 25 | 40.798 | 35.135 | 39.567 | 29.865 | 2'25.365 | 148,8 | 19:06'57.868 |
| 26 | 35.198 | 33.582 | 46.518 | 23.305 | 2'18.603 | 120,7 | 19:09'16.471 |
| 27 | 25.516 | 22.682 | 26.431 | 21.156 | 1'35.785 | 219,1 | 19:10'52.256 |
| 28 | 25.103 | 22.605 | 26.054 | 20.905 | 1'34.667 | 219,1 | 19:12'26.923 |
| 29 | 24.729 | 22.405 | 26.175 | 21.226 | 1'34.535 | 219,5 | 19:14'01.458 |
| 30 | 25.023 | 22.318 | 26.178 | 20.909 | 1'34.428 | 220,0 | 19:15'35.886 |

Tempo di gara 52'16.383

11 Kessel Racing (1'33.966)

| Giro | Seg.1 | Seg.2 | Seg.3 | Seg.4 | T. Giro | km/h | Local Time |
|----------------|---------------|---------------|--------|---------------|-----------------|-------|--------------|
| Niccolò Schirò | | | | | | | |
| 1 | | 23.326 | 26.215 | 21.209 | 1'43.047 | 218,6 | 18:25'02.550 |
| 2 | 24.847 | 22.377 | 26.179 | 21.150 | 1'34.553 | 217,7 | 18:26'37.103 |
| 3 | 24.637 | 22.305 | 26.263 | 21.041 | 1'34.246 | 219,1 | 18:28'11.349 |
| 4 | 24.857 | 22.451 | 26.255 | 21.007 | 1'34.570 | 219,1 | 18:29'45.919 |
| 5 | 24.719 | 22.256 | 26.187 | 20.969 | 1'34.131 | 219,1 | 18:31'20.050 |
| 6 | 31.686 | 45.184 | 50.267 | 23.030 | 2'30.167 | 99,9 | 18:33'50.217 |
| 7 | 24.591 | 22.392 | 26.353 | 20.817 | 1'34.153 | 216,9 | 18:35'24.370 |
| 8 | 24.578 | 22.241 | 26.180 | 20.967 | 1'33.966 | 218,6 | 18:36'58.336 |
| 9 | 24.652 | 22.463 | 26.434 | 21.102 | 1'34.651 | 218,6 | 18:38'32.987 |
| 10 | 24.707 | 22.190 | 26.279 | 21.041 | 1'34.217 | 218,6 | 18:40'07.204 |
| 11 | 24.877 | 22.337 | 26.367 | 21.286 | 1'34.867 | 218,6 | 18:41'42.071 |
| 12 | 24.842 | 22.702 | 26.247 | 20.954 | 1'34.745 | 218,6 | 18:43'16.816 |
| 13 | 24.749 | 22.311 | 26.232 | 20.989 | 1'34.281 | 218,2 | 18:44'51.097 |
| 14 | 24.928 | 22.443 | 26.26 | | | | |



ACI Racing Weekend Misano, 5-6 Giugno 2021
Campionato Italiano GT Sprint - Analisi Tempi Gara 1

Misano Circuit Sic 58 4.226 m

Start at 18:23'19.503

2 / 9

| | | | | | | | | | | | | | | | |
|----|--------|--------|--------|--------|----------|-------|--------------|----|--------|--------|--------|----------|-----------|-------|--------------|
| 21 | 26.688 | 23.419 | 27.080 | 22.370 | 1'39.557 | 217,7 | 18:59'04.283 | 15 | 24.836 | 22.731 | 26.182 | 1'21.368 | 2'35.117P | 219,5 | 18:48'53.282 |
| 22 | 26.700 | 23.554 | 27.940 | 22.445 | 1'40.639 | 216,4 | 19:00'44.922 | | | | | | | | |
| 23 | 27.244 | 24.199 | 27.723 | 23.157 | 1'42.323 | 216,4 | 19:02'27.245 | 16 | 40.149 | 22.309 | 26.384 | 21.027 | 1'49.869P | 217,3 | 18:50'43.151 |
| 24 | 27.583 | 27.066 | 53.653 | 37.112 | 2'25.414 | 110,1 | 19:04'52.659 | 17 | 24.691 | 22.654 | 26.902 | 20.974 | 1'35.221 | 217,3 | 18:52'18.372 |
| 25 | 37.704 | 34.920 | 42.193 | 27.935 | 2'22.752 | 122,3 | 19:07'15.411 | 18 | 24.549 | 22.089 | 25.997 | 21.360 | 1'33.995 | 219,1 | 18:53'52.367 |
| 26 | 34.671 | 33.100 | 42.363 | 24.506 | 2'14.640 | 172,5 | 19:09'30.051 | 19 | 24.704 | 21.994 | 26.078 | 20.940 | 1'33.716 | 219,1 | 18:55'26.083 |
| 27 | 28.502 | 24.167 | 29.133 | 23.358 | 1'45.160 | 216,9 | 19:11'15.211 | 20 | 25.102 | 22.507 | 26.082 | 20.964 | 1'34.655 | 217,7 | 18:57'00.738 |
| 28 | 28.142 | 25.620 | 28.126 | 22.850 | 1'44.738 | 216,4 | 19:12'59.949 | 21 | 25.114 | 22.244 | 26.178 | 20.928 | 1'34.464 | 219,5 | 18:58'35.202 |
| 29 | 27.695 | 24.039 | 27.838 | 22.778 | 1'42.350 | 217,7 | 19:14'42.299 | 22 | 25.263 | 22.846 | 26.038 | 20.927 | 1'35.074 | 218,6 | 19:00'10.276 |
| 30 | 27.239 | 23.818 | 28.580 | 22.719 | 1'42.356 | 217,7 | 19:16'24.655 | 23 | 24.731 | 22.242 | 26.054 | 22.885 | 1'35.912 | 218,6 | 19:01'46.188 |

Tempo di gara 53'05.152

12 Audi Sport Italia (1'33.389)

| Giro | Seg.1 | Seg.2 | Seg.3 | Seg.4 | T. Giro | km/h | Local Time |
|-------------------|--------|--------|--------|----------|-----------|-------|--------------|
| Riccardo Agostini | | | | | | | |
| 1 | | 22.624 | 26.168 | 21.324 | 1'40.835 | 213,9 | 18:25'00.338 |
| 2 | 24.820 | 22.275 | 26.035 | 21.025 | 1'34.155 | 214,3 | 18:26'34.493 |
| 3 | 24.591 | 22.509 | 26.032 | 20.778 | 1'33.910 | 214,7 | 18:28'08.403 |
| 4 | 24.495 | 22.299 | 26.324 | 21.178 | 1'34.296 | 215,6 | 18:29'42.699 |
| 5 | 24.713 | 22.277 | 25.904 | 20.865 | 1'33.759 | 216,4 | 18:31'16.458 |
| 6 | 32.234 | 43.139 | 51.975 | 23.759 | 2'31.107 | 116,0 | 18:33'47.565 |
| 7 | 24.861 | 22.360 | 25.889 | 20.857 | 1'33.967 | 216,9 | 18:35'21.532 |
| 8 | 24.700 | 22.205 | 25.866 | 20.932 | 1'33.703 | 216,9 | 18:36'55.235 |
| 9 | 24.643 | 23.266 | 26.015 | 20.878 | 1'34.802 | 216,4 | 18:38'30.037 |
| 10 | 24.480 | 22.912 | 26.053 | 20.997 | 1'34.442 | 216,0 | 18:40'04.479 |
| 11 | 24.528 | 22.838 | 25.841 | 21.124 | 1'34.331 | 216,4 | 18:41'38.810 |
| 12 | 24.634 | 22.238 | 25.834 | 20.832 | 1'33.538 | 216,9 | 18:43'12.348 |
| 13 | 24.502 | 22.142 | 25.891 | 20.854 | 1'33.389 | 216,4 | 18:44'45.737 |
| 14 | 24.681 | 22.233 | 26.074 | 20.567 | 1'34.555 | 218,6 | 18:46'20.292 |
| 15 | 24.738 | 22.406 | 26.077 | 20.748 | 1'33.969 | 217,7 | 18:47'54.261 |
| 16 | 24.560 | 22.214 | 26.000 | 1'27.729 | 2'40.503P | 217,3 | 18:50'34.764 |

Tempo di gara 52'16.739

19 Imperiale Sport Car Service (1'33.898)

| Giro | Seg.1 | Seg.2 | Seg.3 | Seg.4 | T. Giro | km/h | Local Time | |
|------------------|----------|--------|--------|--------|-----------|----------|--------------|--------------|
| Stuart Middleton | | | | | | | | |
| 1 | | | 23.368 | 26.635 | 21.371 | 1'44.089 | 219,1 | 18:25'03.592 |
| 2 | 24.858 | 22.369 | 26.303 | 20.918 | 1'34.448 | 218,6 | 18:26'38.040 | |
| 3 | 24.916 | 22.449 | 26.220 | 20.958 | 1'34.543 | 218,6 | 18:28'12.583 | |
| 4 | 24.756 | 22.355 | 26.228 | 21.078 | 1'34.417 | 219,1 | 18:29'47.000 | |
| 5 | 24.648 | 22.227 | 26.280 | 20.905 | 1'34.060 | 219,1 | 18:31'21.060 | |
| 6 | 31.753 | 45.654 | 49.840 | 22.769 | 2'30.016 | 98,4 | 18:33'51.076 | |
| 7 | 24.828 | 22.250 | 26.301 | 20.982 | 1'34.361 | 219,1 | 18:35'25.437 | |
| 8 | 24.674 | 22.353 | 26.278 | 21.024 | 1'34.329 | 218,2 | 18:36'59.766 | |
| 9 | 24.724 | 22.152 | 26.406 | 20.932 | 1'34.214 | 217,3 | 18:38'33.980 | |
| 10 | 24.590 | 22.213 | 26.250 | 21.113 | 1'34.166 | 218,6 | 18:40'08.146 | |
| 11 | 25.108 | 23.164 | 26.169 | 21.272 | 1'35.713 | 219,1 | 18:41'43.859 | |
| 12 | 25.936 | 22.792 | 26.913 | 20.866 | 1'36.507 | 220,0 | 18:43'20.366 | |
| 13 | 24.730 | 22.270 | 26.074 | 20.905 | 1'33.979 | 219,1 | 18:44'54.345 | |
| 14 | 24.604 | 22.317 | 26.155 | 20.900 | 1'33.976 | 218,6 | 18:46'28.321 | |
| 15 | 24.529 | 22.242 | 26.076 | 21.051 | 1'33.898 | 219,1 | 18:48'02.219 | |
| 16 | 25.159 | 22.513 | 26.157 | 20.488 | 1'44.317P | 220,4 | 18:49'46.536 | |
| Mateo Llarena | | | | | | | | |
| 17 | 1'30.637 | 22.767 | 26.357 | 21.427 | 2'41.188P | 219,1 | 18:52'27.724 | |
| 18 | 25.786 | 22.849 | 26.532 | 21.225 | 1'36.392 | 219,1 | 18:54'04.116 | |
| 19 | 25.385 | 22.797 | 26.185 | 21.184 | 1'35.551 | 220,4 | 18:55'39.667 | |
| 20 | 24.793 | 22.433 | 26.334 | 21.199 | 1'34.759 | 220,0 | 18:57'14.426 | |
| 21 | 25.400 | 23.388 | 27.733 | 22.007 | 1'38.528 | 219,5 | 18:58'52.954 | |
| 22 | 25.122 | 22.725 | 26.470 | 21.138 | 1'35.455 | 219,1 | 19:00'28.409 | |
| 23 | 25.275 | 22.423 | 26.378 | 22.003 | 1'36.079 | 219,5 | 19:02'04.488 | |
| 24 | 25.862 | 43.509 | 56.376 | 37.003 | 2'42.750 | 85,2 | 19:04'47.238 | |
| 25 | 36.440 | 36.986 | 40.285 | 29.395 | 2'23.106 | 136,2 | 19:07'10.344 | |
| 26 | 33.944 | 34.813 | 42.403 | 22.835 | 2'13.995 | 174,8 | 19:09'24.339 | |
| 27 | 26.633 | 22.848 | 26.496 | 21.374 | 1'37.351 | 220,9 | 19:11'01.690 | |
| 28 | 26.920 | 22.864 | 27.390 | 21.306 | 1'38.480 | 222,2 | 19:12'40.170 | |
| 29 | 24.991 | 22.561 | 26.418 | 21.266 | 1'35.236 | 221,3 | 19:14'15.406 | |
| 30 | 25.042 | 22.407 | 26.119 | 21.543 | 1'35.111 | 222,2 | 19:15'50.517 | |

Tempo di gara 52'31.014

14 Audi Sport Italia (1'33.313)

| Giro | Seg.1 | Seg.2 | Seg.3 | Seg.4 | T. Giro | km/h | Local Time |
|-------------------|--------|--------|--------|--------|----------|-------|--------------|
| Daniel Mancinelli | | | | | | | |
| 1 | | 23.114 | 26.129 | 21.034 | 1'41.623 | 218,2 | 18:25'01.126 |
| 2 | 24.902 | 22.582 | 25.948 | 20.864 | 1'34.296 | 219,5 | 18:26'35.422 |
| 3 | 24.957 | 22.216 | 26.113 | 21.000 | 1'34.286 | 219,1 | 18:28'09.708 |
| 4 | 24.772 | 22.238 | 26.171 | 21.358 | 1'34.539 | 219,1 | 18:29'44.247 |
| 5 | 24.544 | 22.038 | 25.837 | 20.904 | 1'33.323 | 219,1 | 18:31'17.570 |
| 6 | 31.716 | 43.456 | 51.714 | 23.282 | 2'30.168 | 110,7 | 18:33'47.738 |
| 7 | 25.092 | 22.170 | 26.155 | 20.794 | 1'34.211 | 218,6 | 18:35'21.949 |
| 8 | 24.588 | 22.047 | 26.126 | 20.852 | 1'33.613 | 219,5 | 18:36'55.562 |
| 9 | 24.688 | 21.985 | 25.949 | 20.691 | 1'33.313 | 218,6 | 18:38'28.875 |
| 10 | 24.529 | 22.251 | 25.945 | 20.780 | 1'33.505 | 218,6 | 18:40'02.380 |
| 11 | 24.712 | 22.140 | 26.054 | 20.940 | 1'33.846 | 218,2 | 18:41'36.226 |
| 12 | 24.952 | 22.132 | 25.938 | 20.817 | 1'33.839 | 218,6 | 18:43'10.065 |
| 13 | 24.712 | 22.406 | 26.098 | 20.723 | 1'33.939 | 217,7 | 18:44'44.004 |
| 14 | 24.840 | 22.266 | 26.140 | 20.915 | 1'34.161 | 219,1 | 18:46'18.165 |

21 AF Corse (1'33.678)

| Giro | Seg.1 | Seg.2 | Seg.3 | Seg.4 | T. Giro | km/h | Local Time | |
|------------|--------|--------|--------|--------|----------|----------|--------------|--------------|
| Simon Mann | | | | | | | | |
| 1 | | | 23.379 | 26.980 | 21.463 | 1'45.152 | 213,4 | 18:25'04.655 |
| 2 | 25.062 | 22.524 | 26.429 | 21.074 | 1'35.089 | 218,2 | 18:26'39.744 | |
| 3 | 25.095 | 22.482 | 26.209 | 21.136 | 1'34.922 | 216,4 | 18:28'14.666 | |
| 4 | 24.886 | 22.348 | 26.268 | 21.148 | 1'34.650 | 215,6 | 18:29'49.316 | |
| 5 | 24.985 | 22.535 | 26.304 | 21.208 | 1'35.032 | 216,9 | 18:31'24.348 | |
| 6 | 29.696 | 46.414 | 49.197 | 22.801 | 2'28.108 | 96,7 | 18:33'52.456 | |
| 7 | 24.859 | 22.413 | 26.413 | 20.837 | 1'34.522 | 215,6 | 18:35'26.978 | |

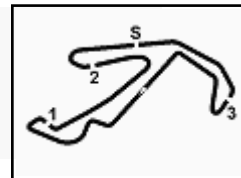
05/06/2021

P = Box In/Out - C = Tempo Invalidato



Powered by FICr PERUGIA TIMING





ACI Racing Weekend Misano, 5-6 Giugno 2021
Campionato Italiano GT Sprint - Analisi Tempi Gara 1

Misano Circuit Sic 58 4.226 m

Start at 18:23'19.503

3 / 9

| | | | | | | | | | | | | | | | |
|------------------------------------|----------|--------|--------|--------|-----------|-------|--------------|--------|--------|--------|----------|----------|--------------|-------|--------------|
| 8 | 24.876 | 22.392 | 26.297 | 21.024 | 1'34.589 | 216,4 | 18:37'01.567 | 2 | 25.855 | 23.037 | 27.029 | 21.895 | 1'37.816 | 216,0 | 18:26'46.787 |
| 9 | 24.763 | 22.256 | 26.285 | 21.206 | 1'34.510 | 216,0 | 18:38'36.077 | 3 | 25.494 | 22.971 | 27.338 | 21.972 | 1'37.775 | 217,3 | 18:28'24.562 |
| 10 | 25.010 | 22.390 | 26.401 | 21.048 | 1'34.849 | 216,0 | 18:40'10.926 | 4 | 25.434 | 22.758 | 27.040 | 22.091 | 1'37.323 | 216,4 | 18:30'01.885 |
| 11 | 24.884 | 22.379 | 26.326 | 21.000 | 1'34.589 | 216,0 | 18:41'45.515 | 5 | 25.426 | 22.792 | 26.665 | 21.914 | 1'36.797 | 217,3 | 18:31'38.682 |
| 12 | 25.185 | 22.606 | 27.464 | 21.257 | 1'36.512 | 216,0 | 18:43'22.027 | 6 | 26.545 | 40.010 | 48.431 | 23.970 | 2'18.956 | 121,1 | 18:33'57.638 |
| 13 | 25.045 | 22.429 | 26.226 | 31.093 | 1'44.793P | 216,9 | 18:45'06.820 | 7 | 25.478 | 22.964 | 27.400 | 21.450 | 1'37.292 | 216,9 | 18:35'34.930 |
| Toni Vilander | | | | | | | | | | | | | | | |
| 14 | 1'28.897 | 22.576 | 26.452 | 20.961 | 2'38.886P | 215,6 | 18:47'45.706 | 8 | 25.151 | 23.101 | 26.813 | 21.744 | 1'36.809 | 217,3 | 18:37'11.739 |
| 15 | 24.893 | 22.303 | 26.217 | 20.881 | 1'34.294 | 216,0 | 18:49'20.000 | 9 | 25.198 | 22.620 | 26.705 | 21.783 | 1'36.306 | 216,0 | 18:38'48.045 |
| 16 | 25.023 | 22.231 | 26.834 | 20.908 | 1'34.996 | 216,4 | 18:50'54.996 | 10 | 25.339 | 22.785 | 26.993 | 22.167 | 1'37.284 | 216,0 | 18:40'25.329 |
| 17 | 25.100 | 22.250 | 26.082 | 20.844 | 1'34.276 | 217,3 | 18:52'29.272 | 11 | 25.681 | 22.843 | 27.121 | 21.620 | 1'37.265 | 216,9 | 18:42'02.594 |
| 18 | 24.760 | 23.269 | 26.197 | 21.041 | 1'35.267 | 216,9 | 18:54'04.539 | 12 | 26.145 | 23.102 | 27.102 | 21.990 | 1'38.339 | 217,7 | 18:43'40.933 |
| 19 | 25.210 | 22.713 | 26.313 | 21.226 | 1'35.462 | 217,7 | 18:55'40.001 | 13 | 26.197 | 23.186 | 27.527 | 1'19.260 | 2'36.170P | 216,9 | 18:46'17.103 |
| Simone Iacone | | | | | | | | | | | | | | | |
| 20 | 25.112 | 22.498 | 26.063 | 21.057 | 1'34.730 | 217,3 | 18:57'14.731 | 14 | 42.717 | 22.540 | 26.335 | 21.229 | 1'52.821P | 216,9 | 18:48'09.924 |
| 21 | 25.296 | 23.361 | 26.606 | 20.879 | 1'36.142 | 217,3 | 18:58'50.873 | 15 | 24.861 | 22.112 | 26.461 | 21.564 | 1'34.998 | 217,7 | 18:49'44.922 |
| 22 | 24.709 | 22.178 | 25.977 | 20.814 | 1'33.678 | 217,7 | 19:00'24.551 | 16 | 24.656 | 22.294 | 26.291 | 20.848 | 1'34.089 | 219,1 | 18:51'19.011 |
| 23 | 24.656 | 22.182 | 27.029 | 22.156 | 1'36.023 | 216,9 | 19:02'00.574 | 17 | 24.964 | 22.314 | 26.440 | 21.335 | 1'35.053 | 217,7 | 18:52'54.064 |
| 24 | 26.122 | 44.870 | 54.794 | 38.333 | 2'44.119 | 91,5 | 19:04'44.693 | 18 | 24.971 | 22.307 | 26.186 | 20.933 | 1'34.397 | 217,3 | 18:54'28.461 |
| 25 | 36.595 | 37.183 | 39.734 | 29.489 | 2'23.001 | 138,6 | 19:07'07.694 | 19 | 24.931 | 22.305 | 26.441 | 21.068 | 1'34.745 | 218,6 | 18:56'03.206 |
| 26 | 33.800 | 35.127 | 43.146 | 22.801 | 2'14.874 | 174,2 | 19:09'22.568 | 20 | 24.765 | 22.214 | 26.999 | 21.144 | 1'35.122 | 217,7 | 18:57'38.328 |
| 27 | 26.562 | 22.812 | 26.621 | 21.937 | 1'37.932 | 216,4 | 19:11'00.500 | 21 | 24.925 | 22.238 | 26.144 | 21.160 | 1'34.467 | 218,6 | 18:59'12.795 |
| 28 | 25.085 | 22.481 | 26.292 | 20.948 | 1'34.806 | 217,3 | 19:12'35.306 | 22 | 24.934 | 22.431 | 26.233 | 20.919 | 1'34.517 | 219,1 | 19:00'47.312 |
| 29 | 24.668 | 22.339 | 26.620 | 21.255 | 1'34.882 | 218,2 | 19:14'10.188 | 23 | 25.161 | 22.931 | 27.248 | 21.918 | 1'37.258 | 215,6 | 19:02'24.570 |
| 30 | 24.997 | 22.438 | 25.931 | 21.160 | 1'34.526 | 219,1 | 19:15'44.714 | 24 | 25.324 | 29.686 | 53.815 | 36.694 | 2'25.519 | 99,7 | 19:04'50.089 |
| Tempo di gara 52'25.211 | | | | | | | | | | | | | | | |
| 25 | | | | | | | 37.062 | 36.157 | 41.219 | 28.345 | 2'22.783 | 130,9 | 19:07'12.872 | | |
| 26 | | | | | | | 34.886 | 33.606 | 42.472 | 21.985 | 2'12.949 | 151,0 | 19:09'25.821 | | |
| 27 | | | | | | | 25.750 | 22.821 | 26.637 | 21.212 | 1'36.420 | 220,9 | 19:11'02.241 | | |
| 28 | | | | | | | 25.640 | 22.477 | 26.502 | 21.147 | 1'35.766 | 219,5 | 19:12'38.007 | | |
| 29 | | | | | | | 25.270 | 22.497 | 27.893 | 21.122 | 1'36.782 | 214,7 | 19:14'14.789 | | |
| 30 | | | | | | | 24.995 | 22.502 | 26.243 | 21.370 | 1'35.110 | 221,3 | 19:15'49.899 | | |
| Tempo di gara 52'30.396 + 1.026Pen | | | | | | | | | | | | | | | |

25 RS Racing (1'32.908)

| Giro | Seg.1 | Seg.2 | Seg.3 | Seg.4 | T. Giro | km/h | Local Time |
|-------------------------|----------|--------|--------|--------|-----------|-------|--------------|
| Daniele Di Amato | | | | | | | |
| 1 | | 22.335 | 25.938 | 21.142 | 1'38.685 | 217,7 | 18:24'58.188 |
| 2 | 24.491 | 22.125 | 25.769 | 20.831 | 1'33.216 | 218,6 | 18:26'31.404 |
| 3 | 24.319 | 22.187 | 25.807 | 20.882 | 1'33.195 | 217,7 | 18:28'04.599 |
| 4 | 24.473 | 22.159 | 26.039 | 20.943 | 1'33.614 | 218,2 | 18:29'38.213 |
| 5 | 24.319 | 22.052 | 25.788 | 20.749 | 1'32.908 | 218,6 | 18:31'11.121 |
| 6 | 36.006 | 43.295 | 52.441 | 23.868 | 2'35.610 | 100,5 | 18:33'46.731 |
| 7 | 24.420 | 22.090 | 25.792 | 20.841 | 1'33.143 | 217,7 | 18:35'19.874 |
| 8 | 24.326 | 22.106 | 25.809 | 20.731 | 1'32.972 | 218,2 | 18:36'52.846 |
| 9 | 24.542 | 22.160 | 25.944 | 20.718 | 1'33.364 | 218,2 | 18:38'26.210 |
| 10 | 24.544 | 22.071 | 25.790 | 20.801 | 1'33.206 | 217,7 | 18:39'59.416 |
| 11 | 24.526 | 22.065 | 26.457 | 21.225 | 1'34.273 | 215,6 | 18:41'33.689 |
| 12 | 24.578 | 22.021 | 25.971 | 20.698 | 1'33.268 | 216,9 | 18:43'06.957 |
| 13 | 24.444 | 22.070 | 25.919 | 20.719 | 1'33.152 | 218,6 | 18:44'40.109 |
| 14 | 24.599 | 22.423 | 26.001 | 31.222 | 1'44.245P | 218,2 | 18:46'24.354 |
| 15 | 1'36.944 | 22.367 | 26.239 | 20.844 | 2'46.394P | 218,2 | 18:49'10.748 |
| 16 | 24.320 | 22.100 | 25.876 | 20.815 | 1'33.111 | 218,6 | 18:50'43.859 |
| 17 | 24.495 | 22.305 | 26.371 | 20.718 | 1'33.889 | 216,0 | 18:52'17.748 |
| 18 | 24.268 | 21.947 | 26.310 | 20.877 | 1'33.402 | 219,1 | 18:53'51.150 |
| 19 | 24.311 | 22.049 | 25.792 | 20.854 | 1'33.006 | 218,6 | 18:55'24.156 |
| 20 | 24.994 | 22.132 | 25.958 | 20.843 | 1'33.927 | 218,2 | 18:56'58.083 |
| 21 | 24.435 | 22.109 | 25.830 | 20.838 | 1'33.212 | 220,0 | 18:58'31.295 |
| 22 | 25.256 | 22.471 | 25.930 | 20.757 | 1'34.414 | 218,6 | 19:00'05.709 |
| 23 | 24.584 | 22.146 | 26.180 | 22.251 | 1'35.161 | 218,6 | 19:01'40.870 |
| 24 | 36.698 | 44.339 | 53.506 | 36.549 | 2'51.092 | 93,1 | 19:04'31.962 |
| 25 | 40.588 | 35.067 | 39.788 | 29.728 | 2'25.171 | 154,3 | 19:06'57.133 |
| 26 | 35.333 | 32.965 | 47.190 | 22.123 | 2'17.611 | 126,3 | 19:09'14.744 |
| 27 | 24.548 | 22.434 | 25.868 | 20.747 | 1'33.597 | 219,1 | 19:10'48.341 |
| 28 | 24.793 | 22.256 | 25.990 | 20.866 | 1'33.905 | 218,6 | 19:12'22.246 |
| 29 | 24.744 | 22.221 | 25.952 | 21.236 | 1'34.153 | 219,1 | 19:13'56.399 |
| 30 | 24.862 | 22.631 | 26.075 | 21.284 | 1'34.852 | 219,1 | 19:15'31.251 |
| Tempo di gara 52'11.748 | | | | | | | |

29 Vincenzo Sospiri Racing (1'34.089)

| Giro | Seg.1 | Seg.2 | Seg.3 | Seg.4 | T. Giro | km/h | Local Time | | | | | | |
|-----------------|-------|--------|--------|--------|----------|-------|--------------|--------|--------|--------|----------|-------|--------------|
| Sascha Tempesta | | | | | | | | | | | | | |
| 1 | | 24.138 | 27.946 | 22.544 | 1'49.468 | 217,3 | 18:25'08.971 | | | | | | |
| 25 | | | | | | | 37.095 | 36.228 | 41.409 | 28.540 | 2'23.272 | 121,2 | 19:07'12.444 |
| 26 | | | | | | | 34.241 | 34.128 | 42.480 | 22.390 | 2'13.239 | 163,4 | 19:09'25.683 |
| 27 | | | | | | | 25.674 | 22.794 | 26.497 | 21.222 | 1'36.187 | 220,4 | 19:11'01.870 |
| 28 | | | | | | | 25.717 | 22.633 | 26.279 | 21.327 | 1'35.956 | 220,9 | 19:12'37.826 |
| 29 | | | | | | | 25.232 | 22.452 | 26.313 | 21.327 | 1'35.324 | 220,0 | 19:14'13.150 |

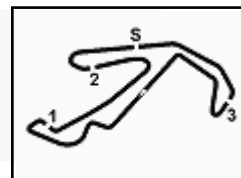
05/06/2021

P = Box In/Out - C = Tempo Invalidato



Powered by FICr PERUGIA TIMING





ACI Racing Weekend Misano, 5-6 Giugno 2021
Campionato Italiano GT Sprint - Analisi Tempi Gara 1

Misano Circuit Sic 58 4.226 m

Start at 18:23'19.503

4 / 9

| | | | | | | | | | | | | | | | |
|----|--------|--------|--------|--------|----------|-------|--------------|----|--------|--------|--------|--------|----------|-------|--------------|
| 30 | 25.235 | 22.559 | 26.211 | 21.468 | 1'35.473 | 220,4 | 19:15'48.623 | 23 | 24.933 | 22.296 | 27.031 | 21.829 | 1'36.089 | 218,6 | 19:02'03.215 |
| | | | | | | | | 24 | 25.822 | 44.011 | 56.380 | 37.223 | 2'43.436 | 92,4 | 19:04'46.651 |
| | | | | | | | | 25 | 36.059 | 36.975 | 40.180 | 29.680 | 2'22.894 | 139,4 | 19:07'09.545 |

Tempo di gara 52'29.120

51 AF Corse (1'34.464)

| Giro | Seg.1 | Seg.2 | Seg.3 | Seg.4 | T. Giro | km/h | Local Time |
|--------------|---------------|---------------|---------------|---------------|-----------------|--------------|--------------|
| Peter Mann | | | | | | | |
| 1 | | 25.291 | 30.283 | 24.409 | 1'57.821 | 224,1 | 18:25'17.324 |
| 2 | 27.083 | 24.278 | 28.307 | 23.028 | 1'42.696 | 222,2 | 18:27'00.020 |
| 3 | 27.121 | 23.942 | 27.626 | 22.847 | 1'41.536 | 222,7 | 18:28'41.556 |
| 4 | 26.594 | 23.659 | 27.311 | 22.787 | 1'40.351 | 224,1 | 18:30'21.907 |
| 5 | 26.933 | 23.628 | 27.550 | 23.115 | 1'41.226 | 221,3 | 18:32'03.133 |
| 6 | 27.130 | 23.582 | 44.447 | 24.959 | 2'00.118 | 116,4 | 18:34'03.251 |
| 7 | 26.738 | 25.377 | 27.440 | 22.403 | 1'41.958 | 221,8 | 18:35'45.209 |
| 8 | 25.847 | 23.188 | 27.428 | 23.098 | 1'39.561 | 221,8 | 18:37'24.770 |
| 9 | 25.943 | 23.203 | 27.716 | 25.350 | 1'42.212 | 223,1 | 18:39'06.982 |
| 10 | 26.167 | 23.007 | 26.757 | 21.975 | 1'37.906 | 223,6 | 18:40'44.888 |
| 11 | 25.715 | 23.206 | 27.514 | 22.366 | 1'38.801 | 217,7 | 18:42'23.689 |
| 12 | 25.867 | 23.052 | 26.700 | 21.950 | 1'37.569 | 224,5 | 18:44'01.258 |
| 13 | 25.535 | 23.252 | 26.795 | 32.268 | 1'47.850P | 224,1 | 18:45'49.108 |
| Lorenzo Casé | | | | | | | |
| 14 | 1'32.626 | 22.514 | 26.462 | 20.981 | 2'42.583P | 222,7 | 18:48'31.691 |
| 15 | 24.910 | 22.372 | 26.235 | 21.440 | 1'34.957 | 223,6 | 18:50'06.648 |
| 16 | 25.143 | 22.519 | 26.519 | 21.467 | 1'35.648 | 224,1 | 18:51'42.296 |
| 17 | 25.289 | 22.273 | 26.200 | 21.338 | 1'35.100 | 225,0 | 18:53'17.396 |
| 18 | 25.117 | 22.300 | 26.142 | 21.297 | 1'34.856 | 225,5 | 18:54'52.252 |
| 19 | 25.118 | 22.309 | 26.444 | 21.232 | 1'35.103 | 225,0 | 18:56'27.355 |
| 20 | 25.343 | 23.056 | 26.332 | 21.412 | 1'36.143 | 220,4 | 18:58'03.498 |
| 21 | 25.093 | 22.322 | 26.309 | 21.445 | 1'35.169 | 225,5 | 18:59'38.667 |
| 22 | 24.794 | 22.344 | 26.198 | 21.324 | 1'34.660 | 223,1 | 19:01'13.327 |
| 23 | 25.043 | 26.136 | 34.259 | 26.050 | 1'51.488 | 212,2 | 19:03'04.815 |
| 24 | 30.624 | 25.552 | 33.407 | 25.871 | 1'55.454 | 206,9 | 19:05'00.269 |
| 25 | 33.641 | 34.553 | 42.353 | 29.071 | 2'19.618 | 129,2 | 19:07'19.887 |
| 26 | 33.780 | 32.956 | 42.113 | 23.661 | 2'12.510 | 159,1 | 19:09'32.397 |
| 27 | 27.303 | 23.421 | 27.333 | 21.360 | 1'39.417 | 224,5 | 19:11'11.814 |
| 28 | 25.216 | 22.258 | 26.074 | 21.689 | 1'35.237 | 225,9 | 19:12'47.051 |
| 29 | 25.456 | 22.276 | 26.144 | 21.158 | 1'35.034 | 223,6 | 19:14'22.085 |
| 30 | 25.105 | 22.223 | 26.094 | 21.042 | 1'34.464 | 223,1 | 19:15'56.549 |

Tempo di gara 52'37.046

55 Nova Race Events (1'33.833)

| Giro | Seg.1 | Seg.2 | Seg.3 | Seg.4 | T. Giro | km/h | Local Time |
|-------------------|---------------|---------------|---------------|---------------|-----------------|--------------|--------------|
| Jacopo Guidetti | | | | | | | |
| 1 | | 23.532 | 26.439 | 21.205 | 1'43.527 | 220,9 | 18:25'03.030 |
| 2 | 24.969 | 22.362 | 26.040 | 21.015 | 1'34.386 | 220,9 | 18:26'37.416 |
| 3 | 24.980 | 22.433 | 25.893 | 21.091 | 1'34.397 | 219,5 | 18:28'11.813 |
| 4 | 24.923 | 22.407 | 26.111 | 21.087 | 1'34.528 | 220,9 | 18:29'46.341 |
| 5 | 24.740 | 22.170 | 26.111 | 21.058 | 1'34.079 | 220,9 | 18:31'20.420 |
| 6 | 31.913 | 45.334 | 50.103 | 22.889 | 2'30.239 | 97,0 | 18:33'50.659 |
| 7 | 24.713 | 22.372 | 26.121 | 21.011 | 1'34.217 | 219,5 | 18:35'24.876 |
| 8 | 24.830 | 23.136 | 26.154 | 21.063 | 1'35.183 | 219,5 | 18:37'00.059 |
| 9 | 24.956 | 22.463 | 26.029 | 20.973 | 1'34.421 | 217,7 | 18:38'34.480 |
| 10 | 24.717 | 22.129 | 26.011 | 20.976 | 1'33.833 | 220,9 | 18:40'08.313 |
| 11 | 25.186 | 22.957 | 26.404 | 21.402 | 1'35.949 | 220,9 | 18:41'44.262 |
| 12 | 25.661 | 22.885 | 26.969 | 21.125 | 1'36.640 | 219,1 | 18:43'20.902 |
| 13 | 24.719 | 22.280 | 25.972 | 20.897 | 1'33.868 | 220,0 | 18:44'54.770 |
| 14 | 24.711 | 22.379 | 26.067 | 20.909 | 1'34.066 | 219,5 | 18:46'28.836 |
| 15 | 24.785 | 22.314 | 26.279 | 21.120 | 1'34.498 | 221,8 | 18:48'03.334 |
| 16 | 24.925 | 22.340 | 25.899 | 21.123 | 1'34.287 | 222,2 | 18:49'37.621 |
| 17 | 24.691 | 22.319 | 26.191 | 1'22.619 | 2'35.820P | 216,9 | 18:52'13.441 |
| Francesco De Luca | | | | | | | |
| 18 | 41.585 | 23.217 | 27.457 | 21.994 | 1'54.253P | 212,6 | 18:54'07.694 |
| 19 | 24.801 | 22.664 | 26.102 | 21.077 | 1'34.644 | 218,2 | 18:55'42.338 |
| 20 | 24.821 | 22.382 | 26.161 | 21.077 | 1'34.441 | 220,0 | 18:57'16.779 |
| 21 | 24.979 | 22.509 | 26.812 | 21.371 | 1'35.671 | 218,6 | 18:58'52.450 |
| 22 | 24.975 | 22.396 | 26.250 | 21.055 | 1'34.676 | 219,5 | 19:00'27.126 |

63 Imperiale Sport Car Service (1'33.638)

| Giro | Seg.1 | Seg.2 | Seg.3 | Seg.4 | T. Giro | km/h | Local Time |
|------------------|----------|---------------|---------------|---------------|-----------------|-------|--------------|
| Alex Frassinetti | | | | | | | |
| 1 | | | 26.337 | 21.230 | 1'42.504 | 218,2 | 18:25'02.007 |
| 2 | 24.968 | 22.171 | 26.160 | 21.070 | 1'34.369 | 218,6 | 18:26'36.376 |
| 3 | 24.886 | 22.215 | 26.149 | 21.199 | 1'34.449 | 218,6 | 18:28'10.825 |
| 4 | 24.840 | 22.079 | 26.213 | 21.004 | 1'34.136 | 218,6 | 18:29'44.961 |
| 5 | 24.838 | 22.148 | 25.978 | 20.674 | 1'33.638 | 219,5 | 18:31'18.599 |
| 6 | 32.064 | 44.248 | 50.973 | 22.926 | 2'30.211 | 100,2 | 18:33'48.810 |
| 7 | 24.857 | 22.214 | 26.093 | 20.770 | 1'33.934 | 218,2 | 18:35'22.744 |
| 8 | 24.870 | 22.025 | 26.660 | 20.805 | 1'34.360 | 218,6 | 18:36'57.104 |
| 9 | 25.132 | 22.081 | 26.026 | 20.987 | 1'34.226 | 218,2 | 18:38'31.330 |
| 10 | 24.844 | 22.060 | 26.172 | 21.104 | 1'34.180 | 218,2 | 18:40'05.510 |
| 11 | 24.786 | 22.267 | 25.969 | 21.309 | 1'34.331 | 218,2 | 18:41'39.841 |
| 12 | 25.058 | 23.040 | 26.170 | 21.062 | 1'35.330 | 218,6 | 18:43'15.171 |
| 13 | 24.766 | 22.109 | 26.036 | 20.857 | 1'33.768 | 218,2 | 18:44'48.939 |
| 14 | 24.597 | 22.270 | 26.030 | 20.939 | 1'33.836 | 218,6 | 18:46'22.775 |
| 15 | 25.675 | 23.263 | 26.305 | 30.783 | 1'46.026P | 217,3 | 18:48'08.801 |
| Luca Ghiotto | | | | | | | |
| 16 | 1'28.627 | 22.152 | 26.070 | 20.827 | 2'37.676P | 219,1 | 18:50'46.477 |
| 17 | 24.689 | 22.513 | 26.858 | 21.364 | 1'35.424 | 219,1 | 18:52'21.901 |

Tempo di gara 51'40.498 + 1.392Pen

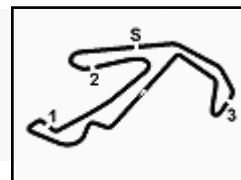
05/06/2021

P = Box In/Out - C = Tempo Invalidato



Powered by FICr PERUGIA TIMING





ACI Racing Weekend Misano, 5-6 Giugno 2021
Campionato Italiano GT Sprint - Analisi Tempi Gara 1

Misano Circuit Sic 58 4.226 m

Start at 18:23'19.503

5 / 9

| | | | | | | | | | | | | | | | |
|----|---------------|--------|--------|--------|----------|--------------|--------------|----|----------|--------|---------------|--------|-----------|-------|--------------|
| 18 | 24.638 | 22.230 | 26.056 | 20.905 | 1'33.829 | 219,1 | 18:53'55.730 | 12 | 24.479 | 22.468 | 26.034 | 20.796 | 1'33.777 | 216,4 | 18:43'08.966 |
| 19 | 25.393 | 22.212 | 26.400 | 21.114 | 1'35.119 | 217,3 | 18:55'30.849 | 13 | 24.581 | 22.241 | 25.995 | 20.859 | 1'33.676 | 216,4 | 18:44'42.642 |
| 20 | 24.894 | 22.427 | 26.140 | 21.016 | 1'34.477 | 219,5 | 18:57'05.326 | 14 | 24.728 | 22.313 | 25.911 | 20.957 | 1'33.909 | 218,6 | 18:46'16.551 |
| 21 | 24.636 | 22.181 | 25.984 | 21.030 | 1'33.831 | 219,5 | 18:58'39.157 | 15 | 25.421 | 23.427 | 26.068 | 21.067 | 1'35.983 | 217,3 | 18:47'52.534 |
| 22 | 24.525 | 22.159 | 26.327 | 20.889 | 1'33.900 | 219,5 | 19:00'13.057 | 16 | 24.505 | 22.236 | 26.007 | 20.753 | 1'33.501 | 217,3 | 18:49'26.035 |
| 23 | 24.651 | 22.219 | 26.485 | 23.468 | 1'36.823 | 219,5 | 19:01'49.880 | 17 | 24.560 | 22.241 | 26.029 | 20.877 | 1'33.707 | 216,9 | 18:50'59.742 |
| 24 | 31.838 | 45.273 | 53.696 | 37.104 | 2'47.911 | 90,6 | 19:04'37.791 | 18 | 24.968 | 22.442 | 26.149 | 30.587 | 1'44.146P | 216,9 | 18:52'43.888 |
| 25 | 39.498 | 35.816 | 39.239 | 30.439 | 2'24.992 | 108,5 | 19:07'02.783 | | | | | | | | |
| 26 | 33.706 | 34.182 | 45.589 | 24.824 | 2'18.301 | 139,9 | 19:09'21.084 | 19 | 1'27.977 | 22.850 | 26.534 | 21.886 | 2'39.247P | 216,4 | 18:55'23.135 |
| 27 | 25.189 | 22.673 | 28.379 | 21.556 | 1'37.797 | 193,5 | 19:10'58.881 | 20 | 25.421 | 23.077 | 26.627 | 21.530 | 1'36.655 | 216,4 | 18:56'59.790 |
| 28 | 25.098 | 22.478 | 26.075 | 20.879 | 1'34.530 | 219,5 | 19:12'33.411 | 21 | 24.898 | 22.589 | 26.134 | 21.324 | 1'34.945 | 217,7 | 18:58'34.735 |
| 29 | 24.878 | 22.394 | 26.404 | 21.028 | 1'34.704 | 220,4 | 19:14'08.115 | 22 | 25.464 | 23.647 | 26.343 | 21.433 | 1'36.887 | 216,9 | 19:00'11.622 |
| 30 | 24.749 | 22.436 | 25.971 | 20.879 | 1'34.035 | 220,4 | 19:15'42.150 | 23 | 25.018 | 22.474 | 26.717 | 23.073 | 1'37.282 | 217,3 | 19:01'48.904 |

Tempo di gara 52'22.647

77 Nova Race Events (1'34.441)

| Giro | Seg.1 | Seg.2 | Seg.3 | Seg.4 | T. Giro | km/h | Local Time |
|---------------|---------------|---------------|---------------|---------------|-----------------|--------------|--------------|
| Erwin Zanotti | | | | | | | |
| 1 | | 23.446 | 27.284 | 21.716 | 1'46.782 | 220,0 | 18:25'06.285 |
| 2 | 25.272 | 22.687 | 26.400 | 21.373 | 1'35.732 | 220,0 | 18:26'42.017 |
| 3 | 25.179 | 22.709 | 27.307 | 21.619 | 1'36.814 | 217,7 | 18:28'18.831 |
| 4 | 25.405 | 22.761 | 26.421 | 21.297 | 1'35.884 | 220,0 | 18:29'54.715 |
| 5 | 25.369 | 22.728 | 26.529 | 21.991 | 1'36.617 | 219,5 | 18:31'31.332 |
| 6 | 27.524 | 43.398 | 48.924 | 23.324 | 2'23.170 | 103,7 | 18:33'54.502 |
| 7 | 25.659 | 22.915 | 26.590 | 21.555 | 1'36.719 | 216,4 | 18:35'31.221 |
| 8 | 25.169 | 22.692 | 26.242 | 21.432 | 1'35.535 | 219,5 | 18:37'06.756 |
| 9 | 24.950 | 22.686 | 26.233 | 21.393 | 1'35.262 | 218,6 | 18:38'42.018 |
| 10 | 25.379 | 22.832 | 26.452 | 21.382 | 1'36.045 | 219,1 | 18:40'18.063 |
| 11 | 25.206 | 22.742 | 26.494 | 21.343 | 1'35.785 | 218,6 | 18:41'53.848 |
| 12 | 25.210 | 22.740 | 26.665 | 21.745 | 1'36.360 | 219,5 | 18:43'30.208 |
| 13 | 25.295 | 22.801 | 26.567 | 21.753 | 1'36.416 | 220,0 | 18:45'06.624 |
| 14 | 25.377 | 22.780 | 26.360 | 21.442 | 1'35.959 | 219,5 | 18:46'42.583 |
| 15 | 25.142 | 22.736 | 27.002 | 1'26.457 | 2'41.337P | 219,1 | 18:49'23.920 |
| Jorge Cabezas | | | | | | | |
| 16 | 43.208 | 22.533 | 26.530 | 21.788 | 1'54.059P | 220,0 | 18:51'17.979 |
| 17 | 25.782 | 22.864 | 26.756 | 22.539 | 1'37.941 | 220,4 | 18:52'55.920 |
| 18 | 25.623 | 22.448 | 27.221 | 21.051 | 1'36.343 | 219,5 | 18:54'32.263 |
| 19 | 24.916 | 22.274 | 26.455 | 21.219 | 1'34.864 | 220,0 | 18:56'07.127 |
| 20 | 24.992 | 22.203 | 26.289 | 21.082 | 1'34.566 | 220,0 | 18:57'41.693 |
| 21 | 25.496 | 22.368 | 25.993 | 21.051 | 1'34.908 | 221,3 | 18:59'16.601 |
| 22 | 24.994 | 22.369 | 26.304 | 20.905 | 1'34.572 | 220,0 | 19:00'51.173 |
| 23 | 24.793 | 22.312 | 30.078 | 23.730 | 1'40.913 | 182,4 | 19:02'32.086 |
| 24 | 28.585 | 25.289 | 51.487 | 38.058 | 2'23.419 | 131,1 | 19:04'55.505 |
| 25 | 36.003 | 35.141 | 42.226 | 29.010 | 2'22.380 | 135,7 | 19:07'17.885 |
| 26 | 33.729 | 32.907 | 42.469 | 24.053 | 2'13.158 | 162,2 | 19:09'31.043 |
| 27 | 26.929 | 22.794 | 26.573 | 21.902 | 1'38.198 | 220,9 | 19:11'09.241 |
| 28 | 25.203 | 22.383 | 26.323 | 21.399 | 1'35.308 | 221,8 | 19:12'44.549 |
| 29 | 24.931 | 22.545 | 25.962 | 21.003 | 1'34.441 | 223,1 | 19:14'18.990 |
| 30 | 25.076 | 22.181 | 26.143 | 21.137 | 1'34.537 | 222,2 | 19:15'53.527 |

Tempo di gara 52'34.024

88 LP Racing (1'33.404)

| Giro | Seg.1 | Seg.2 | Seg.3 | Seg.4 | T. Giro | km/h | Local Time |
|------------------|---------------|---------------|--------|---------------|-----------------|-------|--------------|
| Jonathan Cecotto | | | | | | | |
| 1 | | 22.327 | 26.077 | 20.896 | 1'39.576 | 216,4 | 18:24'59.079 |
| 2 | 24.534 | 22.243 | 25.977 | 20.960 | 1'33.714 | 216,4 | 18:26'32.793 |
| 3 | 24.507 | 22.196 | 26.033 | 20.806 | 1'33.542 | 216,4 | 18:28'06.335 |
| 4 | 24.637 | 22.192 | 26.138 | 20.880 | 1'33.847 | 216,0 | 18:29'40.182 |
| 5 | 24.492 | 22.260 | 26.110 | 20.774 | 1'33.636 | 216,4 | 18:31'13.818 |
| 6 | 34.339 | 42.989 | 52.196 | 23.716 | 2'33.240 | 98,5 | 18:33'47.058 |
| 7 | 24.656 | 22.415 | 26.101 | 20.719 | 1'33.891 | 216,0 | 18:35'20.949 |
| 8 | 24.439 | 22.162 | 26.042 | 20.853 | 1'33.496 | 217,3 | 18:36'54.445 |
| 9 | 24.542 | 22.177 | 26.035 | 20.658 | 1'33.412 | 216,9 | 18:38'27.857 |
| 10 | 24.534 | 22.048 | 25.928 | 20.894 | 1'33.404 | 216,9 | 18:40'01.261 |
| 11 | 24.535 | 22.154 | 26.336 | 20.903 | 1'33.928 | 216,0 | 18:41'35.189 |

Tempo di gara 52'29.352

207 Nova Race Events (1'43.354)

| Giro | Seg.1 | Seg.2 | Seg.3 | Seg.4 | T. Giro | km/h | Local Time |
|----------------|--------|---------------|--------|--------|-----------------|-------|--------------|
| Diego Di Fabio | | | | | | | |
| 1 | | 25.170 | 29.186 | 25.198 | 1'59.341 | 196,0 | 18:25'18.844 |
| 2 | 27.990 | 24.469 | 28.935 | 23.462 | 1'44.856 | 196,7 | 18:27'03.700 |
| 3 | 27.219 | 24.658 | 28.990 | 23.283 | 1'44.150 | 196,0 | 18:28'47.850 |
| 4 | 27.147 | 24.296 | 28.846 | 23.065 | 1'43.354 | 196,0 | 18:30'31.204 |

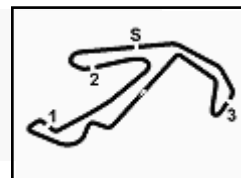
05/06/2021

P = Box In/Out - C = Tempo Invalidato



Powered by FICr PERUGIA TIMING





ACI Racing Weekend Misano, 5-6 Giugno 2021
Campionato Italiano GT Sprint - Analisi Tempi Gara 1

Misano Circuit Sic 58 4.226 m

6 / 9

Start at 18:23'19.503

| | | | | | | | |
|--------------|---------------|--------|---------------|---------------|-----------|--------------|--------------|
| 5 | 27.103 | 24.750 | 29.611 | 23.403 | 1'44.867 | 196,7 | 18:32'16.071 |
| 6 | 27.633 | 24.888 | 32.090 | 23.814 | 1'48.425 | 195,7 | 18:34'04.496 |
| 7 | 27.551 | 24.814 | 29.299 | 22.986 | 1'44.650 | 196,4 | 18:35'49.146 |
| 8 | 27.253 | 24.404 | 29.150 | 23.079 | 1'43.886 | 196,4 | 18:37'33.032 |
| 9 | 27.211 | 24.607 | 29.812 | 23.170 | 1'44.800 | 194,9 | 18:39'17.832 |
| 10 | 27.258 | 24.740 | 28.758 | 23.138 | 1'43.894 | 196,0 | 18:41'01.726 |
| 11 | 27.193 | 24.523 | 29.738 | 22.850 | 1'44.304 | 195,3 | 18:42'46.030 |
| 12 | 27.667 | 25.040 | 28.837 | 23.032 | 1'44.576 | 197,1 | 18:44'30.606 |
| 13 | 26.999 | 24.363 | 28.879 | 24.190 | 1'44.431 | 197,4 | 18:46'15.037 |
| 14 | 27.845 | 25.607 | 28.812 | 24.071 | 1'46.335 | 195,7 | 18:48'01.372 |
| 15 | 27.802 | 24.371 | 28.683 | 24.007 | 1'44.863 | 197,4 | 18:49'46.235 |
| 16 | 27.104 | 24.314 | 28.950 | 35.095 | 1'55.463P | 196,0 | 18:51'41.698 |
| Luca Magnoni | | | | | | | |
| 17 | 1'27.246 | 24.549 | 29.437 | 23.443 | 2'44.675P | 196,4 | 18:54'26.373 |
| 18 | 27.758 | 24.589 | 29.317 | 23.419 | 1'45.083 | 196,4 | 18:56'11.456 |
| 19 | 27.511 | 24.564 | 29.224 | 23.031 | 1'44.330 | 196,7 | 18:57'55.786 |
| 20 | 27.551 | 24.512 | 29.155 | 24.369 | 1'45.587 | 197,1 | 18:59'41.373 |
| 21 | 27.453 | 24.692 | 29.421 | 23.253 | 1'44.819 | 196,4 | 19:01'26.192 |
| 22 | 28.447 | 25.302 | 30.583 | 23.727 | 1'48.059 | 196,7 | 19:03'14.251 |
| 23 | 28.485 | 25.415 | 31.953 | 24.266 | 1'50.119 | 196,4 | 19:05'04.370 |
| 24 | 33.305 | 34.887 | 41.017 | 28.547 | 2'17.756 | 95,9 | 19:07'22.126 |
| 25 | 33.277 | 32.657 | 42.424 | 24.843 | 2'13.201 | 145,7 | 19:09'35.327 |
| 26 | 29.606 | 25.021 | 29.010 | 23.144 | 1'46.781 | 198,5 | 19:11'22.108 |
| 27 | 27.433 | 24.669 | 29.684 | 23.202 | 1'44.988 | 196,4 | 19:13'07.096 |
| 28 | 27.486 | 24.949 | 29.429 | 23.418 | 1'45.282 | 197,8 | 19:14'52.378 |
| 29 | 27.976 | 25.059 | 30.028 | 24.160 | 1'47.223 | 197,4 | 19:16'39.601 |

Tempo di gara 53'20.098

215 Ceccato Racing (1'43.872)

| | | | | | | | |
|--------------------|---------------|---------------|---------------|---------------|-----------|--------------|--------------|
| Giro | Seg.1 | Seg.2 | Seg.3 | Seg.4 | T. Giro | km/h | Local Time |
| Nicola Neri | | | | | | | |
| 1 | | 26.255 | 29.075 | 23.829 | 2'00.778 | 200,0 | 18:25'20.281 |
| 2 | 28.372 | 24.747 | 28.987 | 23.268 | 1'45.374 | 197,1 | 18:27'05.655 |
| 3 | 27.767 | 24.828 | 28.784 | 23.290 | 1'44.669 | 199,6 | 18:28'50.324 |
| 4 | 27.463 | 24.431 | 28.803 | 23.467 | 1'44.164 | 199,3 | 18:30'34.488 |
| 5 | 27.500 | 24.746 | 29.930 | 23.849 | 1'46.025 | 192,2 | 18:32'20.513 |
| 6 | 27.456 | 24.734 | 31.526 | 24.738 | 1'48.454 | 200,0 | 18:34'08.967 |
| 7 | 27.615 | 24.346 | 29.615 | 23.362 | 1'44.938 | 200,7 | 18:35'53.905 |
| 8 | 27.414 | 24.314 | 29.132 | 23.414 | 1'44.274 | 200,4 | 18:37'38.179 |
| 9 | 27.665 | 24.473 | 29.221 | 23.525 | 1'44.884 | 201,1 | 18:39'23.063 |
| 10 | 27.372 | 24.630 | 28.681 | 23.361 | 1'44.044 | 199,6 | 18:41'07.107 |
| 11 | 27.500 | 24.531 | 28.529 | 23.312 | 1'43.872 | 200,0 | 18:42'50.979 |
| 12 | 27.614 | 24.706 | 28.680 | 23.299 | 1'44.299 | 199,6 | 18:44'35.278 |
| 13 | 27.589 | 24.805 | 29.438 | 23.481 | 1'45.313 | 199,6 | 18:46'20.591 |
| 14 | 27.552 | 25.065 | 30.039 | 33.069 | 1'55.725P | 196,7 | 18:48'16.316 |
| Giuseppe Fascicolo | | | | | | | |
| 15 | 1'38.017 | 25.451 | 29.872 | 24.946 | 2'58.286P | 201,5 | 18:51'14.602 |
| 16 | 28.112 | 25.212 | 28.925 | 23.618 | 1'45.867 | 201,5 | 18:53'00.469 |
| 17 | 27.552 | 24.853 | 28.991 | 23.857 | 1'45.253 | 200,7 | 18:54'45.722 |
| 18 | 27.857 | 24.834 | 29.762 | 23.472 | 1'45.925 | 201,1 | 18:56'31.647 |
| 19 | 27.495 | 24.573 | 28.769 | 23.879 | 1'44.716 | 202,2 | 18:58'16.363 |
| 20 | 27.471 | 24.609 | 28.913 | 23.485 | 1'44.478 | 201,9 | 19:00'00.841 |
| 21 | 28.132 | 24.810 | 29.190 | 25.490 | 1'47.622 | 201,9 | 19:01'48.463 |
| 22 | 31.918 | 44.654 | 53.445 | 37.752 | 2'47.769 | 110,3 | 19:04'36.232 |
| 23 | 39.175 | 35.712 | 38.975 | 31.078 | 2'24.940 | 118,7 | 19:07'01.172 |
| 24 | 34.104 | 33.831 | 45.710 | 26.454 | 2'20.099 | 131,7 | 19:09'21.271 |
| 25 | 31.173 | 25.634 | 28.879 | 23.673 | 1'49.359 | 201,9 | 19:11'10.630 |
| 26 | 27.559 | 24.559 | 28.916 | 24.043 | 1'45.077 | 202,2 | 19:12'55.707 |
| 27 | 27.446 | 24.555 | 28.882 | 25.255 | 1'46.138 | 202,2 | 19:14'41.845 |
| 28 | 29.303 | 25.022 | 29.497 | 24.406 | 1'48.228 | 201,5 | 19:16'30.073 |

Tempo di gara 53'10.570

223 Autorlando Sport (1'47.401)

| | | | | | | | |
|------|--------|--------|--------|--------|----------|-------|--------------|
| Giro | Seg.1 | Seg.2 | Seg.3 | Seg.4 | T. Giro | km/h | Local Time |
| 21 | 26.953 | 24.765 | 28.729 | 23.178 | 1'43.625 | 200,4 | 19:01'18.054 |
| 22 | 27.193 | 24.647 | 30.232 | 24.980 | 1'47.052 | 199,6 | 19:03'05.106 |

| | | | | | | | |
|---|---------------|---------------|---------------|---------------|-----------------|--------------|--------------|
| 1 | | 34.530 | 29.611 | 24.036 | 2'10.044 | 196,7 | 18:25'29.547 |
| 2 | 27.861 | 24.842 | 29.489 | 25.209 | 1'47.401 | 196,0 | 18:27'16.948 |

Tempo di gara 3'57.445 + 10.000Pen

228 Nova Race Events (1'43.163)

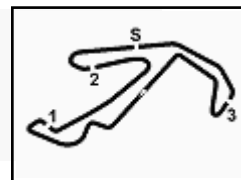
| | | | | | | | |
|-----------------|---------------|---------------|---------------|---------------|-----------------|--------------|--------------|
| Giro | Seg.1 | Seg.2 | Seg.3 | Seg.4 | T. Giro | km/h | Local Time |
| Fulvio Ferri | | | | | | | |
| 1 | | 25.008 | 29.398 | 24.176 | 1'59.226 | 195,7 | 18:25'18.729 |
| 2 | 27.654 | 24.583 | 29.007 | 23.262 | 1'44.506 | 196,0 | 18:27'03.235 |
| 3 | 27.445 | 24.561 | 29.057 | 23.230 | 1'44.293 | 196,0 | 18:28'47.528 |
| 4 | 27.105 | 24.292 | 28.892 | 22.874 | 1'43.163 | 197,1 | 18:30'30.691 |
| 5 | 27.281 | 24.736 | 29.435 | 23.536 | 1'44.988 | 196,4 | 18:32'15.679 |
| 6 | 27.364 | 24.664 | 32.297 | 24.123 | 1'48.448 | 196,4 | 18:34'04.127 |
| 7 | 27.589 | 24.861 | 29.272 | 23.049 | 1'44.771 | 196,7 | 18:35'48.898 |
| 8 | 27.219 | 24.483 | 29.073 | 23.120 | 1'43.895 | 197,8 | 18:37'32.793 |
| 9 | 27.190 | 24.533 | 28.929 | 23.260 | 1'43.912 | 197,4 | 18:39'16.705 |
| 10 | 27.075 | 24.464 | 29.053 | 23.464 | 1'44.056 | 197,8 | 18:41'00.761 |
| 11 | 27.504 | 24.582 | 28.977 | 22.824 | 1'43.887 | 197,1 | 18:42'44.648 |
| 12 | 27.562 | 24.678 | 29.078 | 22.971 | 1'44.289 | 198,2 | 18:44'28.937 |
| 13 | 27.371 | 24.947 | 29.140 | 23.331 | 1'44.789 | 198,2 | 18:46'13.726 |
| 14 | 27.480 | 24.662 | 29.406 | 23.118 | 1'44.666 | 198,2 | 18:47'58.392 |
| 15 | 27.653 | 24.883 | 29.042 | 35.989 | 1'57.567P | 199,3 | 18:49'55.959 |
| Enrico Garbelli | | | | | | | |
| 16 | 1'33.567 | 25.264 | 30.284 | 24.547 | 2'53.662P | 197,8 | 18:52'49.621 |
| 17 | 28.340 | 25.422 | 29.858 | 23.974 | 1'47.594 | 199,6 | 18:54'37.215 |
| 18 | 28.258 | 24.759 | 29.583 | 23.627 | 1'46.227 | 198,5 | 18:56'23.442 |
| 19 | 27.831 | 24.945 | 29.339 | 24.356 | 1'46.471 | 200,0 | 18:58'09.913 |
| 20 | 27.509 | 25.185 | 29.343 | 23.521 | 1'45.558 | 199,3 | 18:59'55.471 |
| 21 | 28.375 | 25.063 | 1'13.027 | 50.338 | 2'56.803P | 199,6 | 18:52'52.274 |
| 22 | 2'09.075 | 26.309 | 30.319 | 24.079 | 3'29.782P | 198,5 | 19:06'22.056 |
| 23 | 28.242 | 25.659 | 29.905 | 23.946 | 1'47.752 | 199,6 | 19:08'09.808 |
| 24 | 27.999 | 25.227 | 29.509 | 23.616 | 1'46.351 | 198,9 | 19:09'56.159 |
| 25 | 27.806 | 25.168 | 29.338 | 23.676 | 1'45.988 | 199,6 | 19:11'42.147 |
| 26 | 27.792 | 24.924 | 31.841 | 25.109 | 1'49.666 | 198,9 | 19:13'31.813 |
| 27 | 27.880 | 25.133 | 29.474 | 23.516 | 1'46.003 | 199,6 | 19:15'17.816 |
| 28 | 27.601 | 24.851 | 28.975 | 23.504 | 1'44.931 | 199,6 | 19:17'02.747 |

Tempo di gara 53'43.244

251 Ebimotors (1'43.065)

| | | | | | | | |
|------------------|---------------|---------------|---------------|---------------|-----------------|-------|--------------|
| Giro | Seg.1 | Seg.2 | Seg.3 | Seg.4 | T. Giro | km/h | Local Time |
| Mattia Di Giusto | | | | | | | |
| 1 | | 24.780 | 29.604 | 24.981 | 1'58.899 | 198,2 | 18:25'18.402 |
| 2 | 27.340 | 24.711 | 28.888 | 23.255 | 1'44.194 | 198,5 | 18:27'02.596 |
| 3 | 27.037 | 24.632 | 28.879 | 22.958 | 1'43.506 | 199,3 | 18:28'46.102 |
| 4 | 27.170 | 24.466 | 28.955 | 23.114 | 1'43.705 | 198,5 | 18:30'29.807 |
| 5 | 27.164 | 24.533 | 29.405 | 23.755 | 1'44.857 | 199,6 | 18:32'14.664 |
| 6 | 27.581 | 24.633 | 32.294 | 24.843 | 1'49.351 | 198,2 | 18:34'04.015 |
| 7 | 27.467 | 24.859 | 28.896 | 22.997 | 1'44.219 | 199,6 | 18:35'48.234 |
| 8 | 27.249 | 24.297 | 28.861 | 23.355 | 1'43.762 | 200,0 | 18:37'31.996 |
| 9 | 27.470 | 24.377 | 28.893 | 23.065 | 1'43.805 | 200,4 | 18:39'15.801 |
| 10 | 27.290 | 24.402 | 28.862 | 23.220 | 1'43.774 | 200,7 | 18:40'59.575 |
| 11 | 27.182 | 24.510 | 29.214 | 23.255 | 1'44.161 | 199,3 | 18:42'43.736 |
| 12 | 27.296 | 24.571 | 28.945 | 23.225 | 1'44.037 | 200,0 | 18:44'27.773 |
| 13 | 27.400 | 24.361 | 28.913 | 31.954 | 1'52.628P | 200,4 | 18:46'20.401 |
| Riccardo Pera | | | | | | | |
| 14 | 1'37.755 | 24.553 | 28.528 | 22.911 | 2'53.747P | 201,5 | 18:49'14.148 |
| 15 | 27.032 | 24.328 | 28.702 | 23.371 | 1'43.433 | 200,4 | 18:50'57.581 |
| 16 | 26.907 | 24.788 | 28.689 | 22.971 | 1'43.355 | 200,4 | 18:52'40.936 |
| 17 | 26.821 | 24.461 | 28.730 | 23.053 | 1'43.065 | 198,9 | 18:54'24.001 |
| 18 | 26.942 | 24.469 | 28.942 | 22.985 | 1'43.338 | 200,0 | 18:56'07.339 |
| 19 | 27.120 | 24.628 | 28.722 | 23.219 | 1'43.689 | 199,6 | 18:57'51.028 |
| 20 | 27.066 | 24.458 | 28.699 | 23.178 | 1'43.401 | 200,0 | 18:59'34.429 |
| 21 | 26.953 | 24.765 | 28.729 | 23.178 | 1'43.625 | 200,4 | 19:01'18.054 |
| 22 | 27.193 | 24.647 | 30.232 | 24.980 | 1'47.052 | 199,6 | 19:03'05.106 |





ACI Racing Weekend Misano, 5-6 Giugno 2021
Campionato Italiano GT Sprint - Analisi Tempi Gara 1

Misano Circuit Sic 58.4.226 m

Start at 18:23'19.503

7 / 9

| | | | | | | | | | | | | | | | |
|------------------------------------|--------|--------|--------|--------|----------|-------|--------------|----|--------|--------|--------|--------|----------|-------|--------------|
| 23 | 31.530 | 26.288 | 33.273 | 26.363 | 1'57.454 | 198,2 | 19:05'02.560 | 20 | 27.435 | 26.333 | 28.835 | 24.155 | 1'46.758 | 199,3 | 19:00'43.702 |
| 24 | 33.496 | 35.083 | 41.265 | 28.568 | 2'18.412 | 122,6 | 19:07'20.972 | 21 | 27.870 | 25.843 | 29.528 | 24.530 | 1'47.771 | 199,3 | 19:02'31.473 |
| 25 | 33.290 | 32.928 | 42.289 | 24.444 | 2'12.951 | 158,6 | 19:09'33.923 | 22 | 27.651 | 25.589 | 51.599 | 37.200 | 2'22.039 | 114,5 | 19:04'53.512 |
| 26 | 27.092 | 24.596 | 28.965 | 23.286 | 1'43.939 | 199,6 | 19:11'17.862 | 23 | 37.468 | 35.096 | 42.111 | 27.794 | 2'22.469 | 118,8 | 19:07'15.981 |
| 27 | 27.239 | 25.236 | 28.642 | 22.958 | 1'44.075 | 200,4 | 19:13'01.937 | 24 | 34.901 | 33.020 | 42.416 | 24.685 | 2'15.022 | 165,1 | 19:09'31.003 |
| 28 | 27.275 | 24.397 | 28.536 | 23.035 | 1'43.243 | 201,5 | 19:14'45.180 | 25 | 28.688 | 26.665 | 30.061 | 23.540 | 1'48.954 | 202,6 | 19:11'19.957 |
| 29 | 26.838 | 24.361 | 29.279 | 23.682 | 1'44.160 | 202,2 | 19:16'29.340 | 26 | 27.270 | 25.032 | 28.691 | 23.683 | 1'44.676 | 200,4 | 19:13'04.633 |
| Tempo di gara 53'09.837 + 3.870Pen | | | | | | | | 27 | 27.398 | 25.317 | 28.770 | 23.655 | 1'45.140 | 200,4 | 19:14'49.773 |
| | | | | | | | | 28 | 27.380 | 25.178 | 28.823 | 23.506 | 1'44.887 | 200,7 | 19:16'34.660 |

Tempo di gara 53'15.157

252 Ebimotors (1'43.829)

| Giro | Seg.1 | Seg.2 | Seg.3 | Seg.4 | T. Giro | km/h | Local Time |
|-----------------|--------|--------|--------|--------|-----------|-------|--------------|
| Matteo Arrigosi | | | | | | | |
| 1 | | 24.881 | 29.470 | 23.932 | 1'59.400 | 199,6 | 18:25'18.903 |
| 2 | 28.396 | 24.618 | 28.906 | 23.318 | 1'45.238 | 198,9 | 18:27'04.141 |
| 3 | 27.493 | 24.898 | 29.035 | 23.046 | 1'44.472 | 199,3 | 18:28'48.613 |
| 4 | 27.434 | 24.539 | 29.384 | 23.761 | 1'45.118 | 198,9 | 18:30'33.731 |
| 5 | 27.467 | 24.627 | 29.066 | 23.165 | 1'44.325 | 199,6 | 18:32'18.056 |
| 6 | 27.651 | 24.901 | 32.142 | 24.052 | 1'48.746 | 198,9 | 18:34'06.802 |
| 7 | 27.740 | 24.608 | 29.629 | 23.727 | 1'45.704 | 199,3 | 18:35'52.506 |
| 8 | 27.414 | 24.684 | 28.961 | 23.351 | 1'44.410 | 199,3 | 18:37'36.916 |
| 9 | 27.814 | 25.217 | | | 1'47.050 | 199,6 | 18:39'23.966 |
| 10 | 27.583 | 24.548 | 29.043 | 23.050 | 1'44.224 | 199,3 | 18:41'08.190 |
| 11 | 27.526 | 24.589 | 28.977 | 23.182 | 1'44.274 | 198,5 | 18:42'52.464 |
| 12 | 27.377 | 24.490 | 28.827 | 23.135 | 1'43.829 | 200,0 | 18:44'36.293 |
| 13 | 28.034 | 25.093 | 29.247 | 23.424 | 1'45.798 | 200,4 | 18:46'22.091 |
| 14 | 28.308 | 26.746 | 29.019 | 37.703 | 2'01.776P | 200,0 | 18:48'23.867 |

Sabino De Castro

| | | | | | | | |
|----|----------|--------|----------|----------|-----------|-------|--------------|
| 15 | 1'29.861 | 24.959 | 28.937 | 23.053 | 2'46.810P | 200,7 | 18:51'10.677 |
| 16 | 28.119 | 24.743 | 28.878 | 23.581 | 1'45.321 | 201,5 | 18:52'55.998 |
| 17 | 27.537 | 25.041 | 29.089 | 23.219 | 1'44.886 | 200,4 | 18:54'40.884 |
| 18 | 27.306 | 24.776 | 29.160 | 23.492 | 1'44.734 | 198,9 | 18:56'25.618 |
| 19 | 27.920 | 24.964 | 29.157 | 23.326 | 1'45.367 | 200,4 | 18:58'10.985 |
| 20 | 27.699 | 24.639 | 29.026 | 23.328 | 1'44.692 | 199,6 | 18:59'55.677 |
| 21 | 27.429 | 24.796 | 28.806 | 24.145 | 1'45.176 | 200,4 | 19:01'40.853 |
| 22 | 36.299 | 32.326 | 29.265 | 23.713 | 2'01.603 | 200,0 | 19:03'42.456 |
| 23 | 27.618 | 25.352 | 29.248 | 23.496 | 1'45.714 | 198,9 | 19:05'28.170 |
| 24 | 27.478 | 27.688 | 34.546 | 27.533 | 1'57.245 | 168,0 | 19:07'25.415 |
| 25 | 32.922 | 32.951 | 41.675 | 23.885 | 2'11.433 | 150,8 | 19:09'36.848 |
| 26 | 27.666 | 24.921 | 28.632 | 23.101 | 1'44.320 | 201,5 | 19:11'21.168 |
| 27 | 27.228 | 24.789 | 1'07.961 | 2'08.682 | 4'08.660P | 75,8 | 19:15'29.828 |

Tempo di gara 52'10.325

275 Autorlando Sport (1'44.676)

| Giro | Seg.1 | Seg.2 | Seg.3 | Seg.4 | T. Giro | km/h | Local Time |
|-----------------|--------|--------|--------|----------|-----------|-------|--------------|
| Dario Cerati | | | | | | | |
| 1 | | 28.108 | 29.833 | 24.454 | 2'05.269 | 197,8 | 18:25'24.772 |
| 2 | 28.206 | 25.387 | 29.727 | 24.110 | 1'47.430 | 198,5 | 18:27'12.202 |
| 3 | 28.222 | 25.360 | 29.716 | 23.932 | 1'47.230 | 197,4 | 18:28'59.432 |
| 4 | 27.953 | 25.558 | 29.684 | 23.805 | 1'47.000 | 197,8 | 18:30'46.432 |
| 5 | 28.187 | 24.978 | 30.209 | 24.568 | 1'47.942 | 198,2 | 18:32'34.374 |
| 6 | 29.051 | 25.595 | 30.465 | 23.979 | 1'49.090 | 197,8 | 18:34'23.464 |
| 7 | 28.357 | 25.337 | 29.846 | 25.191 | 1'48.731 | 198,2 | 18:36'12.195 |
| 8 | 28.455 | 25.600 | 30.007 | 23.903 | 1'47.965 | 198,5 | 18:38'00.160 |
| 9 | 28.107 | 25.037 | 30.741 | 24.200 | 1'48.085 | 197,8 | 18:39'48.245 |
| 10 | 28.011 | 25.063 | 29.918 | 24.169 | 1'47.161 | 195,7 | 18:41'35.406 |
| 11 | 29.343 | 26.085 | 30.151 | 25.223 | 1'50.802 | 199,3 | 18:43'26.208 |
| 12 | 28.464 | 25.339 | 29.859 | 1'28.886 | 2'52.548P | 199,3 | 18:46'18.756 |
| Giuseppe Ghezzi | | | | | | | |
| 13 | 43.706 | 25.269 | 29.300 | 24.497 | 2'02.772P | 199,3 | 18:48'21.528 |
| 14 | 27.615 | 24.964 | 29.018 | 23.544 | 1'45.141 | 201,1 | 18:50'06.669 |
| 15 | 27.569 | 25.397 | 28.970 | 23.693 | 1'45.629 | 198,5 | 18:51'52.298 |
| 16 | 27.756 | 25.187 | 29.161 | 23.806 | 1'45.910 | 199,6 | 18:53'38.208 |
| 17 | 27.573 | 25.219 | 28.785 | 23.587 | 1'45.164 | 200,4 | 18:55'23.372 |
| 18 | 28.294 | 25.137 | 29.155 | 23.668 | 1'46.254 | 200,7 | 18:57'09.626 |
| 19 | 28.314 | 24.994 | 30.400 | 23.610 | 1'47.318 | 199,6 | 18:58'56.944 |

318 Best Lap (1'38.764)

| Giro | Seg.1 | Seg.2 | Seg.3 | Seg.4 | T. Giro | km/h | Local Time |
|---------------------|--------|--------|--------|----------|-----------|-------|--------------|
| Maurizio Pitori | | | | | | | |
| 1 | | 23.931 | 27.768 | 22.738 | 1'51.026 | 222,2 | 18:25'10.529 |
| 2 | 26.577 | 23.238 | 27.415 | 22.553 | 1'39.783 | 220,9 | 18:26'50.312 |
| 3 | 26.460 | 23.209 | 27.480 | 22.950 | 1'40.099 | 219,1 | 18:28'30.411 |
| 4 | 26.940 | 23.184 | 27.535 | 22.126 | 1'39.785 | 219,1 | 18:30'10.196 |
| 5 | 26.790 | 23.566 | 27.257 | 23.893 | 1'41.506 | 221,8 | 18:31'51.702 |
| 6 | 29.884 | 27.090 | 47.883 | 25.210 | 2'10.067 | 106,4 | 18:34'01.769 |
| 7 | 27.616 | 24.387 | 27.522 | 22.561 | 1'42.086 | 221,3 | 18:35'43.855 |
| 8 | 26.768 | 23.117 | 27.173 | 22.965 | 1'40.023 | 221,3 | 18:37'23.878 |
| 9 | 26.404 | 23.188 | 27.401 | 26.622 | 1'43.615 | 218,6 | 18:39'07.493 |
| 10 | 26.843 | 23.295 | 27.157 | 22.382 | 1'39.677 | 220,0 | 18:40'47.170 |
| 11 | 26.356 | 23.017 | 27.035 | 22.356 | 1'38.764 | 220,9 | 18:42'25.934 |
| 12 | 26.802 | 23.153 | 27.204 | 22.316 | 1'39.475 | 221,8 | 18:44'05.409 |
| 13 | 26.831 | 23.369 | 27.042 | 22.811 | 1'40.053 | 221,3 | 18:45'45.462 |
| 14 | 26.919 | 23.366 | 27.795 | 1'32.508 | 2'50.588P | 220,4 | 18:48'36.050 |
| Gianluigi Simonelli | | | | | | | |
| 15 | 44.473 | 24.724 | 29.057 | 23.237 | 2'01.491P | 219,5 | 18:50'37.541 |
| 16 | 28.443 | 25.000 | 30.292 | 23.702 | 1'47.437 | 219,5 | 18:52'24.978 |
| 17 | 29.137 | 25.576 | 28.941 | 23.414 | 1'47.068 | 220,0 | 18:54'12.046 |
| 18 | 28.664 | 23.951 | 28.941 | 23.441 | 1'44.997 | 219,5 | 18:55'57.043 |
| 19 | 27.763 | 24.122 | 28.409 | 23.902 | 1'44.196 | 221,3 | 18:57'41.239 |
| 20 | 28.773 | 24.175 | 28.597 | 22.835 | 1'44.480 | 220,4 | 18:59'25.719 |
| 21 | 28.162 | 23.513 | 28.416 | 22.890 | 1'42.981 | 220,9 | 19:01'08.700 |
| 22 | 28.187 | 27.197 | 34.115 | 26.173 | 1'55.672 | 196,4 | 19:03'04.372 |
| 23 | 30.467 | 25.671 | 33.309 | 25.174 | 1'54.621 | 192,5 | 19:04'58.993 |
| 24 | 33.790 | 34.526 | 42.657 | 28.861 | 2'19.834 | 136,5 | 19:07'18.827 |
| 25 | 33.501 | 32.983 | 42.614 | 24.255 | 2'13.353 | 157,9 | 19:09'32.180 |
| 26 | 28.395 | 24.319 | 28.097 | 22.997 | 1'43.808 | 222,7 | 19:11'15.988 |
| 27 | 28.068 | 23.850 | 27.710 | 22.742 | 1'42.370 | 222,7 | 19:12'58.358 |
| 28 | 27.491 | 24.671 | 27.257 | 23.145 | 1'42.564 | 223,6 | 19:14'40.922 |
| 29 | 27.221 | 25.058 | 28.024 | 22.914 | 1'43.217 | 222,2 | 19:16'24.139 |

Tempo di gara 53'04.636 + 10.000Pen

322 Krypton Motorsport (1'39.231)

| Giro | Seg.1 | Seg.2 | Seg.3 | Seg.4 | T. Giro | km/h | Local Time |
|-----------------|--------|--------|--------|----------|-----------|-------|--------------|
| Giacomo Riva | | | | | | | |
| 1 | | 24.030 | 28.097 | 22.378 | 1'52.734 | 219,1 | 18:25'12.237 |
| 2 | 26.474 | 23.241 | 27.339 | 22.263 | 1'39.317 | 219,1 | 18:26'51.554 |
| 3 | 27.739 | 23.839 | 27.715 | 22.239 | 1'41.532 | 219,5 | 18:28'33.086 |
| 4 | 26.398 | 23.259 | 27.375 | 22.199 | 1'39.231 | 220,4 | 18:30'12.317 |
| 5 | 26.511 | 23.445 | 28.152 | 23.291 | 1'41.399 | 220,4 | 18:31'53.716 |
| 6 | 28.431 | 27.214 | 47.985 | 24.651 | 2'08.281 | 112,3 | 18:34'01.997 |
| 7 | 27.120 | 24.123 | 27.631 | 22.276 | 1'41.150 | 219,1 | 18:35'43.147 |
| 8 | 26.540 | 23.320 | 27.486 | 22.352 | 1'39.698 | 220,0 | 18:37'22.845 |
| 9 | 26.714 | 23.219 | 27.545 | 55.267 | 2'12.745 | 218,6 | 18:39'35.590 |
| 10 | 26.923 | 23.455 | 27.929 | 22.443 | 1'40.750 | 218,6 | 18:41'16.340 |
| 11 | 26.612 | 23.291 | 27.568 | 22.385 | 1'39.856 | 219,5 | 18:42'56.196 |
| 12 | 26.639 | 23.232 | 28.118 | 1'22.285 | 2'40.274P | 220,9 | 18:45'36.470 |
| Giovanni Berton | | | | | | | |
| 13 | 43.128 | 23.235 | 27.570 | 21.873 | 1'55.806P | 219,1 | 18:47'32.276 |
| 14 | 26.650 | 23.406 | 27.402 | 22.704 | 1'40.162 | 220,4 | 18:49'12.438 |
| 15 | 26.767 | 23.789 | 28.634 | 22.387 | 1'41.577 | 219,5 | 18:50'54.015 |

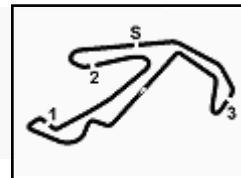
05/06/2021

P = Box In/Out - C = Tempo Invalidato



Powered by FICr PERUGIA TIMING





ACI Racing Weekend Misano, 5-6 Giugno 2021
Campionato Italiano GT Sprint - Analisi Tempi Gara 1

Misano Circuit Sic 58.4.226 m

Start at 18:23'19.503

8 / 9

| | | | | | | | | | | | | | | | |
|----|--------|--------|--------|----------|-----------|-------|-------------------------|----|---------------|---------------|---------------|---------------|-----------------|--------------|--------------|
| 16 | 28.778 | 24.128 | 28.711 | 1'18.711 | 2'40.328P | 219,5 | 18:53'34.343 | 24 | 26.658 | 22.929 | 26.259 | 21.771 | 1'37.617 | 220,9 | 19:12'53.759 |
| | | | | | | | Tempo di gara 30'14.840 | 25 | 25.301 | 22.804 | 26.199 | 21.206 | 1'35.510 | 220,9 | 19:14'29.269 |
| | | | | | | | | 26 | 25.202 | 22.575 | 26.467 | 21.148 | 1'35.392 | 220,9 | 19:16'04.661 |

Tempo di gara 52'45.158

| 333 SR&R (1'39.237) | | | | | | | |
|---------------------|-------|-------|-------|-------|---------|------|------------|
| Giro | Seg.1 | Seg.2 | Seg.3 | Seg.4 | T. Giro | km/h | Local Time |

| | | | | | | | |
|---------------|--------|---------------|---------------|--------|-----------------|-------|--------------|
| Luca Demarchi | | | | | | | |
| 1 | | 23.586 | 27.876 | 22.768 | 1'50.211 | 213,9 | 18:25'09.714 |
| 2 | 26.711 | 23.524 | 27.294 | 22.376 | 1'39.905 | 213,9 | 18:26'49.619 |
| 3 | 26.619 | 23.436 | 27.495 | 22.855 | 1'40.405 | 214,3 | 18:28'30.024 |
| 4 | 26.386 | 23.364 | 27.217 | 22.270 | 1'39.237 | 215,1 | 18:30'09.261 |
| 5 | 26.443 | 23.362 | 27.511 | 24.404 | 1'41.720 | 215,6 | 18:31'50.981 |
| 6 | 29.361 | 26.893 | 47.690 | 24.086 | 2'08.030 | 106,4 | 18:33'59.011 |
| 7 | 26.634 | 23.623 | 27.484 | 22.522 | 1'40.263 | 214,3 | 18:35'39.274 |
| 8 | 26.572 | 23.289 | 27.251 | 22.446 | 1'39.558 | 214,3 | 18:37'18.832 |
| 9 | 27.145 | 23.434 | 27.460 | 22.269 | 1'40.308 | 214,7 | 18:38'59.140 |
| 10 | 26.524 | 23.229 | 27.308 | 22.390 | 1'39.451 | 214,7 | 18:40'38.591 |
| 11 | 26.482 | 23.211 | 27.350 | 22.412 | 1'39.455 | 214,7 | 18:42'18.046 |
| 12 | 26.753 | 23.285 | 27.298 | 22.511 | 1'39.847 | 215,6 | 18:43'57.893 |
| 13 | 26.598 | 23.492 | 27.532 | 22.429 | 1'40.051 | 215,6 | 18:45'37.944 |
| 14 | 26.560 | 23.337 | 27.264 | 22.361 | 1'39.522 | 215,6 | 18:47'17.466 |
| 15 | 26.846 | 23.506 | 27.359 | 22.495 | 1'40.206 | 215,1 | 18:48'57.672 |
| 16 | 26.567 | 23.411 | 27.542 | 32.811 | 1'50.331P | 216,0 | 18:50'48.003 |

| 355 Easy Race (1'37.257) | | | | | | | |
|--------------------------|-------|-------|-------|-------|---------|------|------------|
| Giro | Seg.1 | Seg.2 | Seg.3 | Seg.4 | T. Giro | km/h | Local Time |

| | | | | | | | |
|----------------|---------------|---------------|---------------|---------------|-----------------|-------|--------------|
| Daniel Vebster | | | | | | | |
| 1 | | 23.684 | 28.133 | 22.456 | 1'54.368 | 221,8 | 18:25'13.871 |
| 2 | 25.818 | 23.030 | 27.287 | 21.979 | 1'38.114 | 220,9 | 18:26'51.985 |
| 3 | 27.530 | 23.306 | 27.033 | 21.954 | 1'39.823 | 219,5 | 18:28'31.808 |
| 4 | 26.158 | 23.152 | 27.415 | 21.856 | 1'38.581 | 219,5 | 18:30'10.389 |
| 5 | 26.634 | 23.268 | 26.876 | 22.578 | 1'38.786 | 220,0 | 18:31'49.175 |
| 6 | 26.708 | 30.051 | 48.292 | 23.655 | 2'08.706 | 107,4 | 18:33'57.881 |
| 7 | 25.915 | 22.959 | 27.067 | 21.838 | 1'37.779 | 220,4 | 18:35'35.660 |
| 8 | 25.663 | 22.962 | 26.645 | 21.987 | 1'37.257 | 220,0 | 18:37'12.917 |
| 9 | 25.701 | 22.915 | 26.849 | 22.181 | 1'37.646 | 219,5 | 18:38'50.563 |
| 10 | 25.909 | 22.941 | 27.051 | 21.909 | 1'37.810 | 220,0 | 18:40'28.373 |
| 11 | 25.690 | 22.974 | 26.863 | 22.014 | 1'37.541 | 219,1 | 18:42'05.914 |
| 12 | 25.810 | 23.076 | 26.886 | 21.925 | 1'37.697 | 220,0 | 18:43'43.611 |
| 13 | 25.851 | 23.005 | 26.938 | 22.277 | 1'38.071 | 220,4 | 18:45'21.682 |
| 14 | 25.864 | 22.917 | 26.720 | 1'25.927 | 2'41.428P | 220,4 | 18:48'03.110 |

| | | | | | | | |
|-------------------|---------------|--------|--------|---------------|-----------|--------------|--------------|
| Nicholas Risitano | | | | | | | |
| 17 | 1'30.838 | 23.634 | 27.677 | 22.542 | 2'44.691P | 216,0 | 18:53'32.694 |
| 18 | 27.067 | 23.376 | 27.464 | 22.344 | 1'40.251 | 216,0 | 18:55'12.945 |
| 19 | 26.483 | 23.902 | 27.437 | 22.393 | 1'40.215 | 216,4 | 18:56'53.160 |
| 20 | 26.515 | 23.904 | 28.469 | 22.314 | 1'41.202 | 209,7 | 18:58'34.362 |
| 21 | 27.612 | 23.715 | 27.794 | 22.270 | 1'41.391 | 216,4 | 19:00'15.753 |
| 22 | 26.306 | 24.382 | 27.609 | 23.190 | 1'41.487 | 216,4 | 19:01'57.240 |
| 23 | 27.654 | 44.983 | 54.156 | 36.977 | 2'43.770 | 94,2 | 19:04'41.010 |
| 24 | 38.994 | 36.895 | 39.293 | 29.948 | 2'25.130 | 124,6 | 19:07'06.140 |
| 25 | 34.032 | 32.965 | 45.028 | 23.947 | 2'15.972 | 138,6 | 19:09'22.112 |
| 26 | 28.177 | 24.806 | 27.952 | 22.634 | 1'43.569 | 218,2 | 19:11'05.681 |
| 27 | 26.580 | 23.700 | 28.157 | 22.614 | 1'41.051 | 216,9 | 19:12'46.732 |
| 28 | 26.639 | 23.415 | 27.516 | 22.251 | 1'39.821 | 216,9 | 19:14'26.553 |
| 29 | 29.844 | 28.693 | 29.830 | 23.980 | 1'52.347 | 196,4 | 19:16'18.900 |

Tempo di gara 52'59.397

| 351 Bonaldi Motorsport (1'35.392) | | | | | | | |
|-----------------------------------|-------|-------|-------|-------|---------|------|------------|
| Giro | Seg.1 | Seg.2 | Seg.3 | Seg.4 | T. Giro | km/h | Local Time |

| | | | | | | | |
|-------------------|----------|--------|--------|--------|-----------|-------|--------------|
| Michael Fischbaum | | | | | | | |
| 1 | | 26.632 | 31.013 | 24.850 | 2'07.859 | 213,0 | 18:25'27.362 |
| 2 | 28.741 | 24.976 | 30.275 | 24.769 | 1'48.761 | 213,9 | 18:27'16.123 |
| 3 | 47.874 | 35.485 | 43.224 | 43.640 | 2'50.223P | 178,8 | 18:30'06.346 |
| 4 | 4'42.497 | 25.734 | 31.315 | 26.848 | 6'06.394P | 212,2 | 18:36'12.740 |
| 5 | 29.826 | 25.056 | 30.329 | 24.568 | 1'49.779 | 211,4 | 18:38'02.519 |
| 6 | 29.043 | 24.300 | 29.806 | 24.446 | 1'47.595 | 214,7 | 18:39'50.114 |
| 7 | 28.399 | 24.096 | 31.732 | 27.038 | 1'51.265 | 212,6 | 18:41'41.379 |
| 8 | 31.241 | 25.446 | 29.568 | 24.863 | 1'51.118 | 213,4 | 18:43'32.497 |
| 9 | 29.936 | 24.624 | 29.918 | 26.398 | 1'50.876 | 215,1 | 18:45'23.373 |
| 10 | 28.963 | 24.658 | 29.991 | 25.456 | 1'49.068 | 215,6 | 18:47'12.441 |
| 11 | 31.095 | 26.030 | 30.496 | 35.313 | 2'02.934P | 214,7 | 18:49'15.375 |
| Milos Pavlovic | | | | | | | |
| 12 | 1'29.056 | 23.524 | 26.868 | 21.574 | 2'41.022P | 217,3 | 18:51'56.397 |
| 13 | 25.353 | 22.686 | 26.570 | 21.803 | 1'36.412 | 218,2 | 18:53'32.809 |
| 14 | 25.526 | 22.606 | 26.263 | 21.254 | 1'35.649 | 219,5 | 18:55'08.458 |
| 15 | 25.236 | 22.691 | 26.324 | 21.347 | 1'35.598 | 220,0 | 18:56'44.056 |
| 16 | 25.225 | 22.668 | 26.598 | 21.603 | 1'36.094 | 220,0 | 18:58'20.150 |
| 17 | 26.340 | 22.707 | 26.590 | 21.733 | 1'37.370 | 217,7 | 18:59'57.520 |
| 18 | 25.849 | 22.951 | 26.509 | 21.720 | 1'37.029 | 218,6 | 19:01'34.549 |
| 19 | 30.386 | 24.250 | 29.733 | 23.738 | 1'48.107 | 218,2 | 19:03'22.656 |
| 20 | 28.986 | 24.612 | 29.802 | 23.897 | 1'47.297 | 218,6 | 19:05'09.953 |
| 21 | 30.009 | 35.744 | 41.192 | 27.417 | 2'14.362 | 106,7 | 19:07'24.315 |
| 22 | 33.402 | 32.595 | 41.902 | 23.601 | 2'11.500 | 126,3 | 19:09'35.815 |
| 23 | 26.900 | 23.576 | 27.413 | 22.438 | 1'40.327 | 220,0 | 19:11'16.142 |

| 369 Krypton Motorsport (1'39.398) | | | | | | | |
|-----------------------------------|-------|-------|-------|-------|---------|------|------------|
| Giro | Seg.1 | Seg.2 | Seg.3 | Seg.4 | T. Giro | km/h | Local Time |

| | | | | | | | |
|--------------------|--------|---------------|---------------|---------------|-----------------|-------|--------------|
| Giuseppe Nicolosi | | | | | | | |
| 1 | | 25.096 | 29.589 | 23.540 | 2'02.641 | 216,4 | 18:25'22.144 |
| 2 | 27.730 | 24.482 | 29.323 | 23.511 | 1'45.046 | 218,6 | 18:27'07.190 |
| 3 | 27.825 | 24.110 | 28.805 | 22.952 | 1'43.692 | 217,7 | 18:28'50.882 |
| 4 | 27.753 | 23.940 | 29.649 | 22.875 | 1'44.217 | 218,2 | 18:30'35.099 |
| 5 | 27.821 | 24.286 | 28.571 | 23.244 | 1'43.922 | 216,9 | 18:32'19.021 |
| 6 | 27.461 | 24.519 | 32.903 | 24.438 | 1'49.321 | 196,0 | 18:34'08.342 |
| 7 | 27.319 | 24.142 | 30.439 | 24.551 | 1'46.451 | 215,1 | 18:35'54.793 |
| 8 | 27.354 | 24.078 | 28.200 | 22.860 | 1'42.492 | 218,2 | 18:37'37.285 |
| 9 | 27.818 | 23.821 | 27.980 | 23.128 | 1'42.747 | 220,4 | 18:39'20.032 |
| 10 | 26.946 | 23.949 | 28.545 | 22.611 | 1'42.051 | 220,9 | 18:41'02.083 |
| 11 | 27.509 | 24.259 | 29.902 | 22.587 | 1'44.257 | 219,5 | 18:42'46.340 |
| 12 | 27.754 | 23.864 | 28.612 | 22.877 | 1'43.107 | 208,1 | 18:44'29.447 |
| 13 | 27.227 | 24.073 | 28.783 | 23.998 | 1'44.081 | 216,9 | 18:46'13.528 |
| 14 | 32.400 | 26.309 | 32.816 | 1'36.378 | 3'07.903P | 215,6 | 18:49'21.431 |
| Francesco La Mazza | | | | | | | |
| 15 | 43.928 | 25.189 | 28.617 | 23.236 | 2'00.970P | 217,7 | 18:51'22.401 |
| 16 | 27.155 | 23.298 | 28.294 | 22.949 | 1'41.696 | 218,2 | 18:53'04.097 |
| 17 | 27.267 | 23.469 | 27.765 | 23.014 | 1'41.515 | 220,0 | 18:54'45.612 |
| 18 | 27.021 | 23.429 | 27.609 | 22.282 | 1'40.341 | 220,4 | 18:56'25.953 |
| 19 | 28.043 | 23.590 | 28.284 | 22.629 | 1'42.546 | 220,4 | 18:58'08.499 |
| 20 | 27.212 | 23.426 | 27.628 | 22.334 | 1'40.600 | 219,1 | 18:59'49.099 |
| 21 | 26.859 | 23.113 | 27.155 | 22.271 | 1'39.398 | 220,4 | 19:01'28.497 |

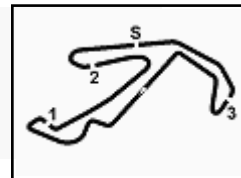
05/06/2021

P = Box In/Out - C = Tempo Invalidato



Powered by FICr PERUGIA TIMING





ACI Racing Weekend Misano, 5-6 Giugno 2021
Campionato Italiano GT Sprint - Analisi Tempi Gara 1

Misano Circuit Sic 58 4.226 m

Start at 18:23'19.503

9 / 9

| 22 | 26.739 | 25.098 | 30.535 | 23.606 | 1'45.978 | 187,5 | 19:03'14.475 | 28 | 26.703 | 23.079 | 28.033 | 22.182 | 1'39.997 | 215,6 | 19:16'07.048 | | | | | | | | | | | | | | | | |
|-------------------------|---------------|--------|--------|--------|----------|--------------|--------------|--|--------|---------------|---------------|---------------|----------|-------|--------------|-------------------------|--|--|--|--|--|--|--|------|-------|-------|-------|-------|---------|------|------------|
| 23 | 28.861 | 25.257 | 32.324 | 23.904 | 1'50.346 | 190,8 | 19:05'04.821 | <table border="1"> <tr> <th colspan="8">391 Best Lap (1'36.683)</th> </tr> <tr> <th>Giro</th><th>Seg.1</th><th>Seg.2</th><th>Seg.3</th><th>Seg.4</th><th>T. Giro</th><th>km/h</th><th>Local Time</th> </tr> </table> | | | | | | | | 391 Best Lap (1'36.683) | | | | | | | | Giro | Seg.1 | Seg.2 | Seg.3 | Seg.4 | T. Giro | km/h | Local Time |
| 391 Best Lap (1'36.683) | | | | | | | | | | | | | | | | | | | | | | | | | | | | | | | |
| Giro | Seg.1 | Seg.2 | Seg.3 | Seg.4 | T. Giro | km/h | Local Time | | | | | | | | | | | | | | | | | | | | | | | | |
| 24 | 33.296 | 35.052 | 41.140 | 28.683 | 2'18.171 | 108,3 | 19:07'22.992 | Tempo di gara 52'47.545 | | | | | | | | | | | | | | | | | | | | | | | |
| 25 | 32.968 | 32.771 | 42.346 | 24.011 | 2'12.096 | 122,3 | 19:09'35.088 | Lorenzo Pegoraro | | | | | | | | | | | | | | | | | | | | | | | |
| 26 | 26.682 | 24.384 | 28.195 | 22.425 | 1'41.686 | 216,4 | 19:11'16.774 | 1 | | 23.373 | 27.281 | 22.002 | 1'48.392 | 217,7 | 18:25'07.895 | | | | | | | | | | | | | | | | |
| 27 | 27.778 | 23.828 | 27.583 | 22.572 | 1'41.761 | 220,0 | 19:12'58.535 | 2 | 25.964 | 22.835 | 26.882 | 21.808 | 1'37.489 | 218,2 | 18:26'45.384 | | | | | | | | | | | | | | | | |
| 28 | 27.760 | 23.563 | 27.324 | 22.800 | 1'41.447 | 220,4 | 19:14'39.982 | 3 | 25.889 | 22.820 | 26.569 | 21.482 | 1'36.760 | 216,9 | 18:28'22.144 | | | | | | | | | | | | | | | | |
| 29 | 27.315 | 23.369 | 27.372 | 22.446 | 1'40.502 | 221,3 | 19:16'20.484 | 4 | 25.766 | 22.593 | 26.980 | 21.716 | 1'37.055 | 216,4 | 18:29'59.199 | | | | | | | | | | | | | | | | |

Tempo di gara 53'00.981 + 10.000Pen

377 Rexal FFF Racing Team (1'42.454)

| Giro | Seg.1 | Seg.2 | Seg.3 | Seg.4 | T. Giro | km/h | Local Time |
|--------------------|---------------|---------------|---------------|---------------|-----------------|-------|--------------|
| Luciano Privitello | | | | | | | |
| 1 | | 25.241 | 29.458 | 23.608 | 1'59.959 | 213,4 | 18:25'19.462 |
| 2 | 28.763 | 24.075 | 29.346 | 23.359 | 1'45.543 | 213,4 | 18:27'05.005 |
| 3 | 27.493 | 24.258 | 29.514 | 23.144 | 1'44.409 | 212,2 | 18:28'49.414 |
| 4 | 27.453 | 23.992 | 28.658 | 23.610 | 1'43.713 | 211,8 | 18:30'33.127 |
| 5 | 27.375 | 24.046 | 28.732 | 23.592 | 1'43.745 | 213,9 | 18:32'16.872 |
| 6 | 27.535 | 24.703 | 32.643 | 24.413 | 1'49.294 | 191,2 | 18:34'06.166 |
| 7 | 27.627 | 24.124 | 29.029 | 23.340 | 1'44.120 | 214,7 | 18:35'50.286 |
| 8 | 27.332 | 24.400 | 28.867 | 23.124 | 1'43.723 | 213,9 | 18:37'34.009 |
| 9 | 27.443 | 23.843 | 28.969 | 23.020 | 1'43.257 | 214,3 | 18:39'17.266 |
| 10 | 27.457 | 24.151 | 27.872 | 23.458 | 1'42.938 | 214,3 | 18:41'00.204 |
| 11 | 27.203 | 24.245 | 27.986 | 23.020 | 1'42.454 | 215,1 | 18:42'42.658 |
| 12 | 27.127 | 23.570 | 27.935 | 34.274 | 1'52.906P | 215,6 | 18:44'35.564 |
| 13 | 1'33.369 | 24.305 | 27.909 | 22.802 | 2'48.385P | 214,3 | 18:47'23.949 |
| 14 | 26.611 | 24.212 | 28.020 | 36.967 | 1'55.810 | 216,0 | 18:49'19.759 |
| 15 | 32.119 | 23.928 | 27.666 | 23.323 | 1'47.036 | 213,9 | 18:51'06.795 |
| 16 | 27.420 | 24.111 | 27.903 | 26.683 | 1'46.117 | 215,6 | 18:52'52.912 |
| 17 | 30.031 | 24.556 | 27.807 | 23.573 | 1'45.967 | 216,0 | 18:54'38.879 |
| 18 | 27.357 | 24.381 | 29.930 | 24.473 | 1'46.141 | 209,3 | 18:56'25.020 |
| 19 | 30.565 | 26.269 | 28.218 | 24.254 | 1'49.306 | 214,7 | 18:58'14.326 |
| 20 | 27.165 | 24.490 | 27.808 | 24.052 | 1'43.515 | 216,4 | 18:59'57.841 |

Tempo di gara 36'38.338 + 4.176Pen

381 Tsunami R.T. (1'38.121)

| Giro | Seg.1 | Seg.2 | Seg.3 | Seg.4 | T. Giro | km/h | Local Time |
|-------------|---------------|---------------|---------------|---------------|-----------------|--------------|--------------|
| Carlo Curti | | | | | | | |
| 1 | | 23.899 | 28.162 | 22.346 | 1'53.035 | 218,2 | 18:25'12.538 |
| 2 | 26.558 | 23.266 | 27.159 | 22.218 | 1'39.201 | 220,9 | 18:26'51.739 |
| 3 | 27.101 | 23.134 | 27.181 | 22.045 | 1'39.461 | 218,6 | 18:28'31.200 |
| 4 | 26.495 | 23.177 | 27.876 | 22.228 | 1'39.776 | 219,5 | 18:30'10.976 |
| 5 | 26.351 | 2'41.244 | 30.240 | 22.421 | 4'00.256 | 215,6 | 18:34'11.232 |
| 6 | 26.410 | 23.127 | 28.284 | 22.270 | 1'40.091 | 220,4 | 18:35'51.323 |
| 7 | 26.661 | 23.338 | 27.619 | 22.883 | 1'40.501 | 219,1 | 18:37'31.824 |
| 8 | 26.366 | 22.958 | 27.144 | 22.331 | 1'38.799 | 219,1 | 18:39'10.623 |
| 9 | 26.406 | 23.490 | 27.439 | 22.223 | 1'39.558 | 219,1 | 18:40'50.181 |
| 10 | 26.297 | 23.116 | 27.407 | 22.367 | 1'39.187 | 219,1 | 18:42'29.368 |
| 11 | 26.365 | 23.425 | 27.359 | 22.122 | 1'39.271 | 219,1 | 18:44'08.639 |
| 12 | 26.550 | 23.244 | 27.358 | 1'33.457 | 2'50.609P | 220,4 | 18:46'59.248 |
| 13 | 43.096 | 23.735 | 27.303 | 22.122 | 1'56.256P | 219,5 | 18:48'55.504 |
| 14 | 26.363 | 23.269 | 27.642 | 22.058 | 1'39.332 | 219,5 | 18:50'34.836 |
| 15 | 26.223 | 23.129 | 27.385 | 22.128 | 1'38.865 | 218,6 | 18:52'13.701 |
| 16 | 26.196 | 23.114 | 27.243 | 23.439 | 1'39.992 | 220,0 | 18:53'53.693 |
| 17 | 26.131 | 23.206 | 27.740 | 22.181 | 1'39.258 | 211,4 | 18:55'32.951 |
| 18 | 27.073 | 23.901 | 27.346 | 22.201 | 1'40.521 | 219,1 | 18:57'13.472 |
| 19 | 26.161 | 24.590 | 28.164 | 22.178 | 1'41.093 | 222,2 | 18:58'54.565 |
| 20 | 26.111 | 22.993 | 26.956 | 22.061 | 1'38.121 | 221,3 | 19:00'32.686 |
| 21 | 26.176 | 22.969 | 30.182 | 22.793 | 1'42.120 | 219,5 | 19:02'14.806 |
| 22 | 27.653 | 33.166 | 56.326 | 36.251 | 2'33.396 | 91,6 | 19:04'48.202 |
| 23 | 37.312 | 36.344 | 41.283 | 28.559 | 2'23.498 | 139,9 | 19:07'11.700 |
| 24 | 34.300 | 34.205 | 42.584 | 22.760 | 2'13.849 | 163,1 | 19:09'25.549 |
| 25 | 27.693 | 23.350 | 27.203 | 22.665 | 1'40.911 | 221,3 | 19:11'06.460 |
| 26 | 26.624 | 23.172 | 28.214 | 22.959 | 1'40.969 | 222,2 | 19:12'47.429 |
| 27 | 26.375 | 23.315 | 27.504 | 22.428 | 1'39.622 | 221,3 | 19:14'27.051 |

Tempo di gara 53'06.290

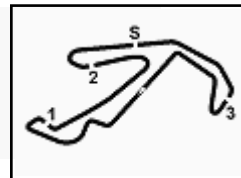
05/06/2021

P = Box In/Out - C = Tempo Invalidato



Powered by FICr PERUGIA TIMING





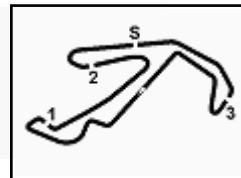
ACI Racing Weekend Misano, 5-6 Giugno 2021

Campionato Italiano GT Sprint - Pit Times Gara 1

Misano Circuit Sic 58 4.226 m

| No. | Concorrente | Auto | Tempo di gara | Orario Locale | Pit Time | Ref.Time | Difference | Penalty | |
|-----|-----------------------------|---------------|---------------|---------------|--------------|----------|------------|---------|-------|
| 3 | Easy Race | F.CRESTANI | INGRESSO E | 29'24.762 | 18:52'44.265 | | | | |
| | | M.GRECO | USCITA BOX | 30'49.312 | 18:54'08.815 | 1'24.550 | 1'23.000 | | |
| 7 | Ceccato Racing | M.ZUG | INGRESSO E | 27'46.894 | 18:51'06.397 | | | | |
| | | S.COMANDINI | USCITA BOX | 29'10.716 | 18:52'30.219 | 1'23.822 | 1'23.000 | | |
| | | | INGRESSO E | 49'28.138 | 19:12'47.641 | | | | |
| 8 | AF Corse | A.FUOCO | INGRESSO E | 30'44.666 | 18:54'04.169 | | | | |
| | | S.HUDSPETH | USCITA BOX | 32'08.300 | 18:55'27.803 | 1'23.634 | 1'23.000 | | |
| 11 | Kessel Racing | N.SCHIRÒ | INGRESSO E | 29'25.583 | 18:52'45.086 | | | | |
| | | S.EARLE | USCITA BOX | 30'53.285 | 18:54'12.788 | 1'27.702 | 1'23.000 | | |
| 12 | Audi Sport Italia | R.AGOSTINI | INGRESSO E | 26'04.863 | 18:49'24.366 | | | | |
| | | L.FERRARI | USCITA BOX | 27'38.862 | 18:50'58.365 | 1'33.999 | 1'33.000 | | |
| 14 | Audi Sport Italia | D.MANCINELLI | INGRESSO E | 24'30.041 | 18:47'49.544 | | | | |
| | | V.POSTIGLIONE | USCITA BOX | 25'56.947 | 18:49'16.450 | 1'26.906 | 1'23.000 | | |
| 19 | Imperiale Sport Car Service | S.MIDDLETON | INGRESSO E | 26'14.509 | 18:49'34.012 | | | | |
| | | M.LLARENA | USCITA BOX | 27'40.240 | 18:50'59.743 | 1'25.731 | 1'23.000 | | |
| 21 | AF Corse | S.MANN | INGRESSO E | 21'34.763 | 18:44'54.266 | | | | |
| | | T.VILANDER | USCITA BOX | 22'58.701 | 18:46'18.204 | 1'23.938 | 1'23.000 | | |
| 25 | RS Racing | D.DI AMATO | INGRESSO E | 22'51.565 | 18:46'11.068 | | | | |
| | | | USCITA BOX | 24'24.831 | 18:47'44.334 | 1'33.266 | 1'28.000 | | |
| 29 | Vincenzo Sospiri Racing | S.TEMPESTA | INGRESSO E | 21'59.734 | 18:45'19.237 | | | | |
| | | S.IACONE | USCITA BOX | 23'22.392 | 18:46'41.895 | 1'22.658 | 1'23.000 | 0.342 | 1.026 |
| 33 | Kessel Racing | M.CUHADAROGLU | INGRESSO E | 21'52.706 | 18:45'12.209 | | | | |
| | | D.FUMANELLI | USCITA BOX | 23'18.337 | 18:46'37.840 | 1'25.631 | 1'23.000 | | |
| 51 | AF Corse | P.MANN | INGRESSO E | 22'17.035 | 18:45'36.538 | | | | |
| | | L.CASÉ | USCITA BOX | 23'44.792 | 18:47'04.295 | 1'27.757 | 1'23.000 | | |
| 55 | Nova Race Events | J.GUIDETTI | INGRESSO E | 27'49.128 | 18:51'08.631 | | | | |
| | | F.DE LUCA | USCITA BOX | 29'17.362 | 18:52'36.865 | 1'28.234 | 1'28.000 | | |
| 58 | RAM Autoracing | A.LIPPI | INGRESSO E | 21'38.166 | 18:44'57.669 | | | | |
| | | L.FILIPPI | USCITA BOX | 23'00.702 | 18:46'20.205 | 1'22.536 | 1'23.000 | 0.464 | 1.392 |
| | | | INGRESSO E | 50'14.927 | 19:13'34.430 | | | | |
| 63 | Imperiale Sport Car Service | A.FRASSINETI | INGRESSO E | 24'36.826 | 18:47'56.329 | | | | |
| | | L.GHIOTTO | USCITA BOX | 26'00.950 | 18:49'20.453 | 1'24.124 | 1'23.000 | | |
| 77 | Nova Race Events | E.ZANOTTI | INGRESSO E | 24'57.850 | 18:48'17.353 | | | | |
| | | J.CABEZAS | USCITA BOX | 26'29.389 | 18:49'48.892 | 1'31.539 | 1'28.000 | | |
| 88 | LP Racing | J.CECOTTO | INGRESSO E | 29'11.639 | 18:52'31.142 | | | | |
| | | P.PEROLINI | USCITA BOX | 30'34.982 | 18:53'54.485 | 1'23.343 | 1'23.000 | | |
| 90 | AKM Motorsport | B.BARUCH | INGRESSO E | 21'33.556 | 18:44'53.059 | | | | |
| | | L.SEGÙ | USCITA BOX | 23'22.832 | 18:46'42.335 | 1'49.276 | 1'38.000 | | |
| 207 | Nova Race Events | D.DI FABIO | INGRESSO E | 28'06.866 | 18:51'26.369 | | | | |
| | | L.MAGNONI | USCITA BOX | 29'30.023 | 18:52'49.526 | 1'23.157 | 1'23.000 | | |
| 215 | Ceccato Racing | N.NERI | INGRESSO E | 24'43.648 | 18:48'03.151 | | | | |
| | | G.FASCICOLO | USCITA BOX | 26'13.680 | 18:49'33.183 | 1'30.032 | 1'28.000 | | |
| 223 | Autorlando Sport | E.ROMANI | INGRESSO E | 6'20.532 | 18:29'40.035 | | | | |
| 228 | Nova Race Events | F.FERRI | INGRESSO E | 26'22.049 | 18:49'41.552 | | | | |
| | | E.GARBELLI | USCITA BOX | 27'49.706 | 18:51'09.209 | 1'27.657 | 1'23.000 | | |
| | | | INGRESSO E | 39'13.602 | 19:02'33.105 | | | | |
| | | | USCITA BOX | 41'21.733 | 19:04'41.236 | 2'08.131 | 1'23.000 | | |
| 251 | Ebimotors | M.DI GIUSTO | INGRESSO E | 22'48.460 | 18:46'07.963 | | | | |
| | | R.PERA | USCITA BOX | 24'20.170 | 18:47'39.673 | 1'31.710 | 1'33.000 | 1.290 | 3.870 |





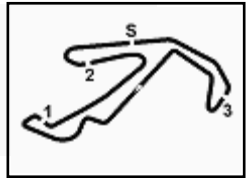
ACI Racing Weekend Misano, 5-6 Giugno 2021

Campionato Italiano GT Sprint - Pit Times Gara 1

Misano Circuit Sic 58 4.226 m

| No. | Concorrente | Auto | | Tempo di gara | Orario Locale | Pit Time | Ref.Time | Difference | Penalty |
|-----|-----------------------|-------------------------------|------------|---------------|---------------|----------|----------|------------|---------|
| 252 | Ebimotors | M.ARRIGOSI S.DE CASTRO | INGRESSO E | 24'51.720 | 18:48'11.223 | | | | |
| | | | USCITA BOX | 26'15.280 | 18:49'34.783 | 1'23.560 | 1'23.000 | | |
| | | | INGRESSO E | 51'13.417 | 19:14'32.920 | | | | |
| 275 | Autorlando Sport | D.CERATI G.GHEZZI | INGRESSO E | 21'51.737 | 18:45'11.240 | | | | |
| | | | USCITA BOX | 23'23.560 | 18:46'43.063 | 1'31.823 | 1'23.000 | | |
| 318 | Best Lap | M.PITORRI G.SIMONELLI | INGRESSO E | 24'07.081 | 18:47'26.584 | | | | |
| | | | USCITA BOX | 25'40.791 | 18:49'00.294 | 1'33.710 | 1'23.000 | | |
| 322 | Krypton Motorsport | G.RIVA G.BERTON | INGRESSO E | 21'15.667 | 18:44'35.170 | | | | |
| | | | USCITA BOX | 22'41.842 | 18:46'01.345 | 1'26.175 | 1'23.000 | | |
| | | | INGRESSO E | 29'15.477 | 18:52'34.980 | | | | |
| | | | USCITA BOX | 30'40.007 | 18:53'59.510 | 1'24.530 | 1'23.000 | | |
| 333 | SR&R | L.DEMARCHI N.RISITANO | INGRESSO E | 27'15.402 | 18:50'34.905 | | | | |
| | | | USCITA BOX | 28'40.940 | 18:52'00.443 | 1'25.538 | 1'23.000 | | |
| 351 | Bonaldi Motorsport | M.FISCHBAUM M.PAVLOVIC | INGRESSO E | 6'33.720 | 18:29'53.223 | | | | |
| | | | USCITA BOX | 11'04.801 | 18:34'24.304 | 4'31.081 | 1'23.000 | | |
| | | | INGRESSO E | 25'43.046 | 18:49'02.549 | | | | |
| | | | USCITA BOX | 27'06.698 | 18:50'26.201 | 1'23.652 | 1'23.000 | | |
| 355 | Easy Race | D.VEBSTER F.LINOSSI | INGRESSO E | 23'37.104 | 18:46'56.607 | | | | |
| | | | USCITA BOX | 25'07.704 | 18:48'27.207 | 1'30.600 | 1'28.000 | | |
| | | | INGRESSO E | 45'57.781 | 19:09'17.284 | | | | |
| | | | USCITA BOX | 47'04.224 | 19:10'23.727 | 1'06.443 | 1'28.000 | | |
| 369 | Krypton Motorsport | G.NICOLOSI F.LA MAZZA | INGRESSO E | 24'51.194 | 18:48'10.697 | | | | |
| | | | USCITA BOX | 26'25.727 | 18:49'45.230 | 1'34.533 | 1'23.000 | | |
| 377 | Rexal FFF Racing Team | L.PRIVITELIO | INGRESSO E | 21'02.772 | 18:44'22.275 | | | | |
| | | | USCITA BOX | 22'29.380 | 18:45'48.883 | 1'26.608 | 1'28.000 | 1.392 | 4.176 |
| 381 | Tsunami R.T. | C.CURTI | INGRESSO E | 22'25.967 | 18:45'45.470 | | | | |
| | | | USCITA BOX | 24'03.761 | 18:47'23.264 | 1'37.794 | 1'28.000 | | |
| 391 | Best Lap | L.PEGORARO M.MUGELLI | INGRESSO E | 26'50.613 | 18:50'10.116 | | | | |
| | | | USCITA BOX | 28'14.670 | 18:51'34.173 | 1'24.057 | 1'23.000 | | |
| 399 | Dionisio Ermanno | Ermanno Dionisio | | | | | | | |

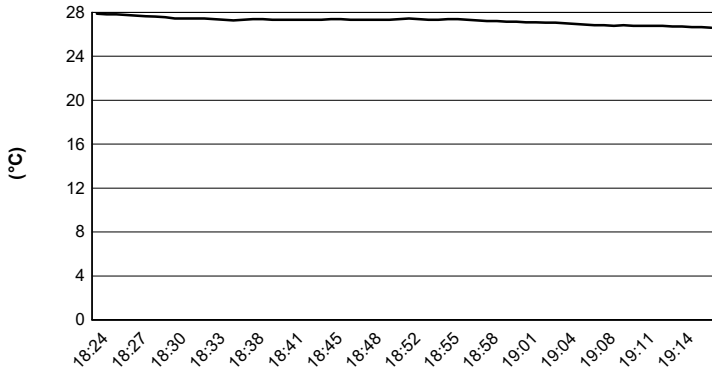




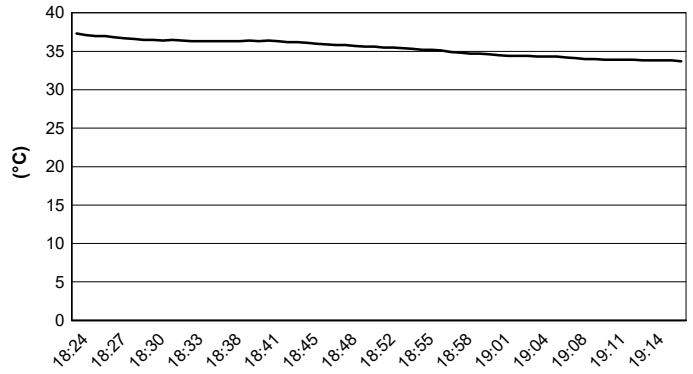
ACI Racing Weekend Misano, 5-6 Giugno 2021
Campionato Italiano GT Sprint - Meteo Gara 1
Session started 18:24 - Session ended 19:17

Misano Circuit Sic 58 4.226 m

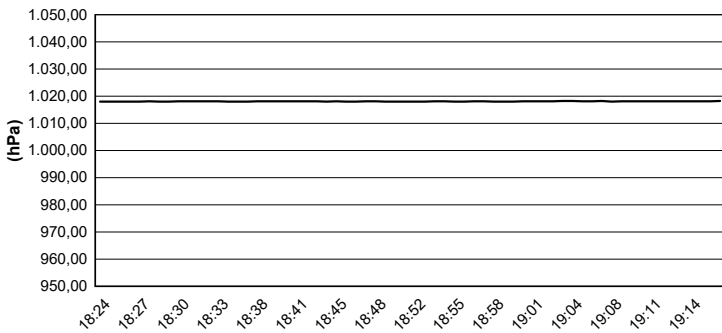
Air Temperature



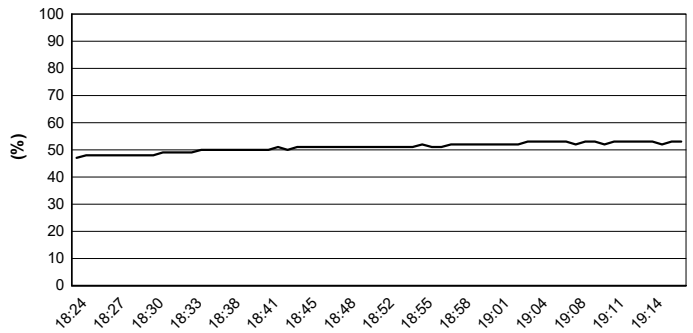
Track Temperature



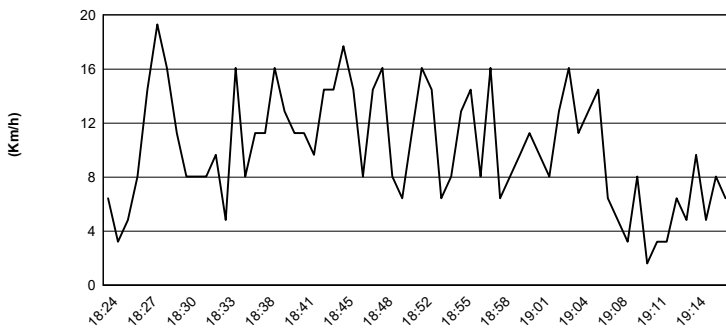
Air Pressure



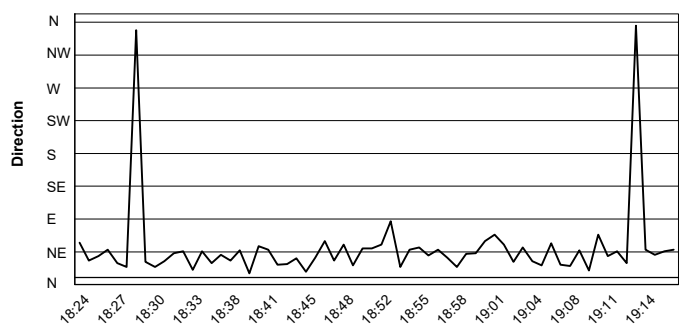
Humidity



Wind Speed

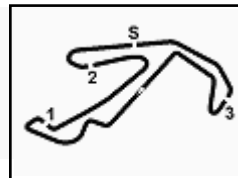


Wind Direction



05/06/2021





ACI Racing Weekend Misano, 5-6 Giugno 2021

Campionato Italiano GT Sprint - Griglia Gara 1 (Durata: 50' +1 Giro)

Misano Circuit Sic 58 4.226 m

| | | | | | | |
|----|-----|-------------------------------|----------|-----|------------------------------|----------|
| 18 | 355 | VEBSTER D. Ferrari 488 | | 351 | FISCHBAUM M. Lamborghini | 1'48.539 |
| 17 | 275 | CERATI D. Porsche 718 | 1'45.742 | 223 | ROMANI E. Porsche 718 | 1'45.210 |
| 16 | 215 | NERI N. BMW M4 | 1'43.627 | 252 | ARRIGOSI M. Porsche Caym | 1'43.204 |
| 15 | 207 | DI FABIO D. Mercedes AMG | 1'43.167 | 228 | FERRI F. Mercedes AMG | 1'43.109 |
| 14 | 381 | CURTI C. Porsche 991 | 1'37.578 | 251 | DI GIUSTO M. Porsche Caym | 1'42.677 |
| 13 | 369 | NICOLOSI G. Porsche 991 | 1'42.354 | 377 | PRIVITELIO L. Lamborghini | 1'40.476 |
| 12 | 322 | RIVA G. Porsche 991 | 1'38.896 | 318 | PITORRI M. Ferrari 488 | 1'38.622 |
| 11 | 333 | DEMARCHI L. Ferrari 488 | 1'38.315 | 399 | DIONISIO E. Lamborghini | 1'36.844 |
| 10 | 51 | MANN P. Ferrari 488 | 1'36.494 | 391 | PEGORARO L. Lamborghini | 1'36.179 |
| 9 | 33 | CUHADAROGLU M. Ferrari 488 | 1'35.598 | 29 | TEMPESTA S. Lamborghini | 1'35.181 |
| 8 | 77 | ZANOTTI E. Honda NSX | 1'33.684 | 58 | LIPPI A. Ferrari 488 | 1'33.132 |
| 7 | 21 | MANN S. Ferrari 488 | 1'33.086 | 90 | BARUCH B. Mercedes AMG | 1'32.995 |
| 6 | 19 | MIDDLETON S. Lamborghini | 1'32.820 | 11 | SCHIRÒ N. Ferrari 488 | 1'32.335 |
| 5 | 55 | GUIDETTI J. Honda NSX | 1'32.286 | 63 | FRASSINETI A. Lamborghini | 1'32.278 |
| 4 | 7 | ZUG M. BMW M6 | 1'32.189 | 3 | CRESTANI F. Ferrari 488 | 1'32.133 |
| 3 | 88 | CECOTTO J. Lamborghini | 1'31.879 | 14 | MANCINELLI D. AUDI R8 LMS | 1'31.712 |
| 2 | 12 | AGOSTINI R. AUDI R8 LMS | 1'31.706 | 25 | DI AMATO D. Ferrari 488 | 1'31.580 |
| 1 | 8 | FUOCO A. Ferrari 488 | 1'31.539 | | | |

Il Concorrente n.381 (Tsunami, Conduttore Curti C.) è stato retrocesso di 6 posizioni con decisione dei CC.SS. Round Monza

05/06/2021 Presidente Giuria

