

ACI Racing Weekend Misano, 5-6 Giugno 2021  
Campionato Italiano GT Sprint - Classifica Prove Libere 1

Misano Circuit Sic 58 4.226 m  
1 / 2

	Conducente 1 Num. Concorrente	Conducente 2 Team	Auto	Classe	Tempo	Dist.	Media	Giri
1	<b>8 FUOCO Antonio (ITA)</b> AF CORSE	<b>HUDSPETH Sean (SGP)</b> AF Corse	FERRARI 488 EVO	GT3PR	<b>1'33.356</b>		162,963	23
2	<b>12 FERRARI Lorenzo (ITA)</b> AUDI SPORT ITALIA	<b>AGOSTINI Riccardo (ITA)</b> Audi Sport Italia	AUDI R8 LMS	GT3PR	<b>1'33.402</b>	0.046	162,883	21
3	<b>14 MANCINELLI Daniel (ITA)</b> AUDI SPORT ITALIA	<b>POSTIGLIONE Vito (ITA)</b> Audi Sport Italia	AUDI R8 LMS	GT3PR	<b>1'33.412</b>	0.056	162,866	22
4	<b>25 DI AMATO Daniele (ITA)</b> RS RACING	RS Racing	FERRARI 488 GT3	GT3PR	<b>1'33.436</b>	0.080	162,824	18
5	<b>63 GHIOTTO Luca (ITA)</b> IMPERIALE SPORT CAR SERVICE	<b>FRASSINETI Alex (ITA)</b> Imperiale Sport Car Service	LAMBORGHINI HURACAN	GT3PR	<b>1'33.568</b>	0.212	162,594	24
6	<b>33 CUHADAROGU Murat (TUR)</b> KESSEL RACING	<b>FUMANELLI David (ITA)</b> Kessel Racing	FERRARI 488 EVO	GT3AM	<b>1'33.960</b>	0.604	161,916	21
7	<b>11 EARLE Steve (USA)</b> KESSEL RACING	<b>SCHIRÒ Niccolò (ITA)</b> Kessel Racing	FERRARI 488 EVO	GT3AM	<b>1'34.036</b>	0.680	161,785	21
8	<b>58 LIPPI Alberto (ITA)</b> RAM AUTORACING	<b>FILIPPI Luca (ITA)</b> RAM Autoracing	FERRARI 488 EVO	GT3PA	<b>1'34.044</b>	0.688	161,771	23
9	<b>88 PEROLINI Pietro (ITA)</b> LP RACING	<b>CECOTTO Jonathan (VEN)</b> LP Racing	LAMBORGHINI HURACAN EVO	GT3PA	<b>1'34.356</b>	1.000	161,236	21
10	<b>55 GUIDETTI Jacopo (ITA)</b> NOVA RACE EVENTS	<b>DE LUCA Francesco (ITA)</b> Nova Race Events	HONDA NSX	GT3PA	<b>1'34.383</b>	1.027	161,190	21
11	<b>7 COMANDINI Stefano (ITA)</b> CECCATO RACING	<b>ZUG Marius (DEU)</b> Ceccato Racing	BMW M6	GT3PR	<b>1'34.397</b>	1.041	161,166	22
12	<b>21 MANN Simon (FRA)</b> AF CORSE	<b>VILANDER Toni (FIN)</b> AF Corse	FERRARI 488 GTB	GT3PA	<b>1'34.633</b>	1.277	160,764	22
13	<b>90 SEGÙ Luca (ITA)</b> AKM MOTORSPORT	<b>BARUCH Bar (ISR)</b> AKM Motorsport	MERCEDES AMG	GT3PA	<b>1'34.778</b>	1.422	160,518	25
14	<b>3 GRECO Matteo (ITA)</b> EASY RACE	<b>CRESTANI Fabrizio (ITA)</b> Easy Race	FERRARI 488 EVO	GT3PR	<b>1'34.877</b>	1.521	160,351	19
15	<b>19 LLARENA Mateo (GCA)</b> IMPERIALE SPORT CAR SERVICE	<b>MIDDLETON Stuart (GBR)</b> Imperiale Sport Car Service	LAMBORGHINI HURACAN	GT3PA	<b>1'34.948</b>	1.592	160,231	20
16	<b>51 MANN Peter (USA)</b> AF CORSE	<b>CASÉ Lorenzo (ITA)</b> AF Corse	FERRARI 488 GTB	GT3AM	<b>1'35.042</b>	1.686	160,072	23
17	<b>77 ZANOTTI Erwin (ITA)</b> NOVA RACE EVENTS	<b>CABEZAS Jorge (ESP)</b> Nova Race Events	HONDA NSX	GT3AM	<b>1'35.511</b>	2.155	159,286	12
18	<b>351 PAVLOVIC Milos (SRB)</b> BONALDI MOTORSPORT	<b>FISCHBAUM Michael (DEU)</b> Bonaldi Motorsport	LAMBORGHINI HURACAN	GTC	<b>1'36.428</b>	3.072	157,772	16
19	<b>29 IACONE Simone (ITA)</b> VINCENZO SOSPIRI RACING	<b>TEMPESTA Sascha (ITA)</b> Vincenzo Sospiri Racing	LAMBORGHINI HURACAN	GT3AM	<b>1'36.951</b>	3.595	156,921	6
20	<b>391 PEGORARO Lorenzo (ITA)</b> BEST LAP	<b>MUGELLI Massimiliano (ITA)</b> Best Lap	LAMBORGHINI HURACAN ST EVO	GTC	<b>1'37.039</b>	3.683	156,778	23
21	<b>322 BERTON Giovanni (ITA)</b> KRYPTON MOTORSPORT	<b>RIVA Giacomo (ITA)</b> Krypton Motorsport	PORSCHE 991 GT3 CUP	GTC	<b>1'37.387</b>	4.031	156,218	22
22	<b>355 LINOSSI Francesca (ITA)</b> EASY RACE	<b>VEBSTER Daniel (SWE)</b> Easy Race	FERRARI 488 CHALLENGE	GTC	<b>1'37.907</b>	4.551	155,388	22
23	<b>381 CURTI Carlo (ITA)</b> TSUNAMI R.T.	Tsunami Racing	PORSCHE 991 GT3 CUP	GTC	<b>1'38.639</b>	5.283	154,235	20
24	<b>333 DEMARCHI Luca (ITA)</b> SR&R	<b>RISITANO Nicholas (ITA)</b> SR&R	FERRARI 488 CHALLENGE	GTC	<b>1'39.073</b>	5.717	153,559	15
25	<b>318 PITORRI Maurizio (ITA)</b> BEST LAP	<b>SIMONELLI Gianluigi (ITA)</b> Best Lap	FERRARI 488 CHALLENGE	GTC	<b>1'39.339</b>	5.983	153,148	23
26	<b>399 DIONISIO Ermanno (ITA)</b> DIONISIO ERMANNIO	<b>BARRI Giacomo (ITA)</b>	LAMBORGHINI HURACAN	GTC	<b>1'40.285</b>	6.929	151,704	17

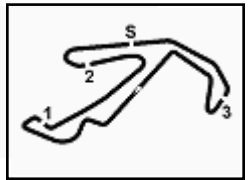
Direttore di Gara : Fabrizio Fondacci

Direttore di Prova : Alessandro Ferrari

04/06/2021 Inizio 11:04 Fine 11:51

Esposta alle: .....





ACI Racing Weekend Misano, 5-6 Giugno 2021  
Campionato Italiano GT Sprint - Classifica Prove Libere 1

Misano Circuit Sic 58 4.226 m  
2 / 2

27	<b>377 PRIVITELIO Luciano (ITA)</b> REXAL FFF RACING TEAM	Rexal FFF Racing Team	LAMBORGHINI HURACÁN ST EVO	GTC	<b>1'41.630</b>	8.274	149,696	19
28	<b>207 MAGNONI Luca (ITA)</b> NOVA RACE EVENTS	<b>DI FABIO Diego (ITA)</b> Nova Race Events	MERCEDES AMG	GT4AM	<b>1'43.648</b>	10.292	146,781	20
29	<b>251 DI GIUSTO Mattia (ITA)</b> EBIMOTORS	<b>PERA Riccardo (ITA)</b> Ebimotors	PORSCHE CAYMAN 982	GT4PA	<b>1'43.751</b>	10.395	146,636	18
30	<b>215 NERI Nicola (ITA)</b> CECCATO RACING	<b>FASCICOLO Giuseppe (ITA)</b> Ceccato Racing	BMW M4	GT4AM	<b>1'44.052</b>	10.696	146,212	21
31	<b>252 DE CASTRO Sabino (ITA)</b> EBIMOTORS	<b>ARRIGOSI Matteo (ITA)</b> Ebimotors	PORSCHE CAYMAN 982	GT4PA	<b>1'44.333</b>	10.977	145,818	17
32	<b>228 FERRI Fulvio (ITA)</b> NOVA RACE EVENTS	<b>GARBELLI Enrico (ITA)</b> Nova Race Events	MERCEDES AMG	GT4PA	<b>1'44.929</b>	11.573	144,989	20
33	<b>275 CERATI Dario (ITA)</b> AUTORLANDO SPORT	<b>GHEZZI Giuseppe (ITA)</b> Autorlando Sport	PORSCHE 718 CAYMAN	GT4AM	<b>1'45.129</b>	11.773	144,714	21
34	<b>223 ROMANI Emanuele (ITA)</b> AUTORLANDO SPORT	<b>CARBONI Gianluca (ITA)</b> Autorlando Sport	PORSCHE 718 CAYMAN	GT4PA	<b>1'45.998</b>	12.642	143,527	20
35	<b>369 LA MAZZA Francesco (ITA)</b> KRYPTON MOTORSPORT	<b>NICOLOSI Giuseppe (ITA)</b> Krypton Motorsport	PORSCHE 991 GT3 CUP	GTC				0

Umidità	56%	ARIA	24°C
Condizioni	DRY	Temp.	42°C

Direttore di Gara : Fabrizio Fondacci

Direttore di Prova : Alessandro Ferrari

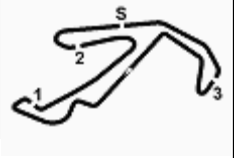
04/06/2021 Inizio 11:04 Fine 11:51

Esposta alle: .....



Powered by FICr PERUGIA TIMING





ACI Racing Weekend Misano, 5-6 Giugno 2021  
Campionato Italiano GT Sprint - Best Sectors & Speed Prove Libere 1

Misano Circuit Sic 58 4.226 m

MIGLIOR GIRO

1	8 AF CORSE	Ferrari 488 Evo	1'33.356
2	12 AUDI SPORT ITALIA	AUDI R8 LMS	1'33.402
3	14 AUDI SPORT ITALIA	AUDI R8 LMS	1'33.412
4	25 RS RACING	Ferrari 488 GT3	1'33.436
5	63 IMPERIALE SPORT CAR SER	Lamborghini Huracán	1'33.568
6	33 KESSEL RACING	Ferrari 488 Evo	1'33.960
7	11 KESSEL RACING	Ferrari 488 Evo	1'34.036
8	58 RAM AUTORACING	Ferrari 488 Evo	1'34.044
9	88 LP RACING	Lamborghini Huracán EVO	1'34.356
10	55 NOVA RACE EVENTS	Honda NSX	1'34.383
11	7 CECCATO RACING	BMW M6	1'34.397
12	21 AF CORSE	Ferrari 488 GTB	1'34.633
13	90 AKM MOTORSPORT	Mercedes AMG	1'34.778
14	3 EASY RACE	Ferrari 488 Evo	1'34.877
15	19 IMPERIALE SPORT CAR SER	Lamborghini Huracán	1'34.948
16	51 AF CORSE	Ferrari 488 GTB	1'35.042
17	77 NOVA RACE EVENTS	Honda NSX	1'35.511
18	351 BONALDI MOTORSPORT	Lamborghini Huracán	1'36.428
19	29 VINCENZO SOSPIRI RACING	Lamborghini Huracán	1'36.951
20	391 BEST LAP	Lamborghini Huracán ST Evo	1'37.039
21	322 KRYPTON MOTORSPORT	Porsche 991 GT3 Cup	1'37.387
22	355 EASY RACE	Ferrari 488 Challenge	1'37.907
23	381 TSUNAMI R.T.	Porsche 991 GT3 Cup	1'38.639
24	333 SR&R	Ferrari 488 Challenge	1'39.073
25	318 BEST LAP	Ferrari 488 Challenge	1'39.339
26	399 DIONISIO ERMANNO	Lamborghini Huracán	1'40.285
27	377 REXAL FFF RACING TEAM	Lamborghini Huracán ST Evo	1'41.630
28	207 NOVA RACE EVENTS	Mercedes AMG	1'43.648
29	251 EBIMOTORS	Porsche Cayman 982	1'43.751
30	215 CECCATO RACING	BMW M4	1'44.052
31	252 EBIMOTORS	Porsche Cayman 982	1'44.333
32	228 NOVA RACE EVENTS	Mercedes AMG	1'44.929
33	275 AUTORLANDO SPORT	Porsche 718 Cayman	1'45.129
34	223 AUTORLANDO SPORT	Porsche 718 Cayman	1'45.998
35	369 KRYPTON MOTORSPORT	Porsche 991 GT3 Cup	

SPEED

1	3 EASY RACE	Ferrari 488 Evo	226,4
2	318 BEST LAP	Ferrari 488 Challenge	221,8
3	355 EASY RACE	Ferrari 488 Challenge	221,3
4	322 KRYPTON MOTORSPORT	Porsche 991 GT3 Cup	220,9
5	51 AF CORSE	Ferrari 488 GTB	220,9
6	77 NOVA RACE EVENTS	Honda NSX	220,4
7	391 BEST LAP	Lamborghini Huracán ST Evo	220,0
8	351 BONALDI MOTORSPORT	Lamborghini Huracán	220,0
9	14 AUDI SPORT ITALIA	AUDI R8 LMS	219,5
10	55 NOVA RACE EVENTS	Honda NSX	219,5
11	90 AKM MOTORSPORT	Mercedes AMG	219,5
12	25 RS RACING	Ferrari 488 GT3	219,1
13	8 AF CORSE	Ferrari 488 Evo	219,1
14	381 TSUNAMI R.T.	Porsche 991 GT3 Cup	219,1
15	399 DIONISIO ERMANNO	Lamborghini Huracán	218,6
16	33 KESSEL RACING	Ferrari 488 Evo	218,6
17	19 IMPERIALE SPORT CAR SER	Lamborghini Huracán	218,2
18	12 AUDI SPORT ITALIA	AUDI R8 LMS	218,2
19	7 CECCATO RACING	BMW M6	217,7
20	21 AF CORSE	Ferrari 488 GTB	217,3
21	11 KESSEL RACING	Ferrari 488 Evo	217,3
22	58 RAM AUTORACING	Ferrari 488 Evo	217,3
23	88 LP RACING	Lamborghini Huracán EVO	217,3
24	63 IMPERIALE SPORT CAR SER	Lamborghini Huracán	216,9
25	377 REXAL FFF RACING TEAM	Lamborghini Huracán ST Evo	216,9
26	333 SR&R	Ferrari 488 Challenge	216,4
27	29 VINCENZO SOSPIRI RACING	Lamborghini Huracán	216,4
28	252 EBIMOTORS	Porsche Cayman 982	201,5
29	251 EBIMOTORS	Porsche Cayman 982	201,5
30	215 CECCATO RACING	BMW M4	200,4
31	275 AUTORLANDO SPORT	Porsche 718 Cayman	200,0
32	223 AUTORLANDO SPORT	Porsche 718 Cayman	198,9
33	228 NOVA RACE EVENTS	Mercedes AMG	197,8
34	207 NOVA RACE EVENTS	Mercedes AMG	196,0
35	369 KRYPTON MOTORSPORT	Porsche 991 GT3 Cup	180,9

SEG. 1

1	14 AUDI SPORT ITALIA	24.312
2	12 AUDI SPORT ITALIA	24.313
3	8 AF CORSE	24.362
4	63 IMPERIALE SPORT CA	24.435
5	25 RS RACING	24.476
6	11 KESSEL RACING	24.494
7	3 EASY RACE	24.573
8	7 CECCATO RACING	24.648
9	55 NOVA RACE EVENTS	24.656
10	58 RAM AUTORACING	24.656
11	33 KESSEL RACING	24.658
12	90 AKM MOTORSPORT	24.692
13	21 AF CORSE	24.694
14	51 AF CORSE	24.710
15	77 NOVA RACE EVENTS	24.720
16	88 LP RACING	24.764
17	19 IMPERIALE SPORT CA	24.789
18	29 VINCENZO SOSPIRI RA	24.892
19	351 BONALDI MOTORSPOR	25.481
20	322 KRYPTON MOTORSPOR	25.661
21	355 EASY RACE	25.790
22	391 BEST LAP	25.811
23	381 TSUNAMI R.T.	26.041
24	333 SR&R	26.348
25	318 BEST LAP	26.447
26	399 DIONISIO ERMANNO	26.495
27	377 REXAL FFF RACING TE	26.881
28	207 NOVA RACE EVENTS	27.017
29	251 EBIMOTORS	27.186
30	215 CECCATO RACING	27.344
31	252 EBIMOTORS	27.375
32	275 AUTORLANDO SPORT	27.422
33	228 NOVA RACE EVENTS	27.498
34	223 AUTORLANDO SPORT	27.519

SEG. 2

1	25 RS RACING	21.956
2	14 AUDI SPORT ITALIA	22.059
3	63 IMPERIALE SPORT CA	22.072
4	8 AF CORSE	22.108
5	3 EASY RACE	22.113
6	33 KESSEL RACING	22.134
7	55 NOVA RACE EVENTS	22.190
8	90 AKM MOTORSPORT	22.212
9	12 AUDI SPORT ITALIA	22.251
10	58 RAM AUTORACING	22.255
11	11 KESSEL RACING	22.260
12	7 CECCATO RACING	22.288
13	88 LP RACING	22.298
14	19 IMPERIALE SPORT CA	22.379
15	21 AF CORSE	22.395
16	51 AF CORSE	22.420
17	77 NOVA RACE EVENTS	22.518
18	391 BEST LAP	22.689
19	351 BONALDI MOTORSPOR	22.718
20	29 VINCENZO SOSPIRI RA	22.844
21	322 KRYPTON MOTORSPOR	22.847
22	381 TSUNAMI R.T.	22.964
23	355 EASY RACE	23.085
24	318 BEST LAP	23.155
25	399 DIONISIO ERMANNO	23.230
26	333 SR&R	23.238
27	377 REXAL FFF RACING TE	23.569
28	251 EBIMOTORS	24.311
29	207 NOVA RACE EVENTS	24.438
30	215 CECCATO RACING	24.491
31	252 EBIMOTORS	24.494
32	228 NOVA RACE EVENTS	24.572
33	275 AUTORLANDO SPORT	25.011
34	223 AUTORLANDO SPORT	25.174
35	369 KRYPTON MOTORSPOR	31.932

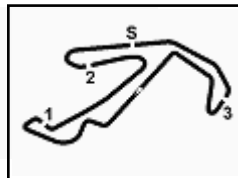
SEG. 3

1	12 AUDI SPORT ITALIA	25.905
2	55 NOVA RACE EVENTS	25.956
3	3 EASY RACE	25.958
4	25 RS RACING	25.970
5	8 AF CORSE	25.990
6	63 IMPERIALE SPORT CA	26.069
7	14 AUDI SPORT ITALIA	26.077
8	90 AKM MOTORSPORT	26.078
9	58 RAM AUTORACING	26.145
10	7 CECCATO RACING	26.172
11	88 LP RACING	26.178
12	11 KESSEL RACING	26.231
13	19 IMPERIALE SPORT CA	26.261
14	33 KESSEL RACING	26.263
15	51 AF CORSE	26.304
16	21 AF CORSE	26.339
17	77 NOVA RACE EVENTS	26.365
18	391 BEST LAP	26.711
19	351 BONALDI MOTORSPOR	26.716
20	29 VINCENZO SOSPIRI RA	26.830
21	322 KRYPTON MOTORSPOR	26.933
22	355 EASY RACE	26.950
23	318 BEST LAP	27.196
24	381 TSUNAMI R.T.	27.319
25	333 SR&R	27.333
26	399 DIONISIO ERMANNO	27.466
27	377 REXAL FFF RACING TE	27.935
28	215 CECCATO RACING	28.671
29	207 NOVA RACE EVENTS	28.706
30	251 EBIMOTORS	28.875
31	252 EBIMOTORS	28.910
32	275 AUTORLANDO SPORT	29.044
33	223 AUTORLANDO SPORT	29.153
34	228 NOVA RACE EVENTS	29.269
35	369 KRYPTON MOTORSPOR	34.886

SEG. 4

1	12 AUDI SPORT ITALIA	20.605
2	63 IMPERIALE SPORT CA	20.702
3	14 AUDI SPORT ITALIA	20.722
4	25 RS RACING	20.736
5	8 AF CORSE	20.746
6	58 RAM AUTORACING	20.832
7	55 NOVA RACE EVENTS	20.860
8	11 KESSEL RACING	20.862
9	88 LP RACING	20.876
10	33 KESSEL RACING	20.905
11	7 CECCATO RACING	20.969
12	21 AF CORSE	20.978
13	19 IMPERIALE SPORT CA	20.994
14	3 EASY RACE	21.041
15	51 AF CORSE	21.091
16	77 NOVA RACE EVENTS	21.119
17	90 AKM MOTORSPORT	21.142
18	351 BONALDI MOTORSPOR	21.499
19	391 BEST LAP	21.623
20	29 VINCENZO SOSPIRI RA	21.643
21	322 KRYPTON MOTORSPOR	21.700
22	355 EASY RACE	21.773
23	333 SR&R	22.034
24	399 DIONISIO ERMANNO	22.125
25	381 TSUNAMI R.T.	22.172
26	318 BEST LAP	22.400
27	377 REXAL FFF RACING TE	22.710
28	207 NOVA RACE EVENTS	23.030
29	251 EBIMOTORS	23.050
30	215 CECCATO RACING	23.140
31	252 EBIMOTORS	23.191
32	228 NOVA RACE EVENTS	23.212
33	275 AUTORLANDO SPORT	23.326
34	223 AUTORLANDO SPORT	23.770





# ACI Racing Weekend Misano, 5-6 Giugno 2021

## Campionato Italiano GT Sprint - Ideal Time Prove Libere 1

Misano Circuit Sic 58 4.226 m  
1 / 2

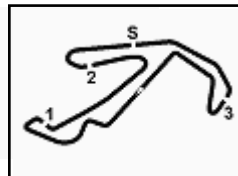
Num. Concorrente	Auto	Seg. 1 Diff. 1	Seg. 2 Diff. 2	Seg. 3 Diff. 3	Seg. 4 Diff. 4	Ideal Time			
						Miglior Giro	Pos.	Diff.	
1	12 AUDI SPORT ITALIA	AUDI R8 LMS	24.313 +0.321	22.251 +0.007	<b>25.905</b>	20.605	<b>1'33.074</b> 1'33.402	2	0.328
2	25 RS RACING	Ferrari 488 GT3	24.476 +0.072	<b>21.956</b> +0.188	25.970	20.736 +0.038	<b>1'33.138</b> 1'33.436	4	0.298
3	14 AUDI SPORT ITALIA	AUDI R8 LMS	24.312 +0.135	22.059 +0.035	26.077 +0.053	20.722 +0.019	<b>1'33.170</b> 1'33.412	3	0.242
4	8 AF CORSE	Ferrari 488 Evo	24.362 +0.111	22.108	25.990	20.746 +0.039	<b>1'33.206</b> 1'33.356	1	0.150
5	63 IMPERIALE SPORT CA	Lamborghini Huracán	24.435 +0.187	22.072 +0.103	26.069	20.702	<b>1'33.278</b> 1'33.568	5	0.290
6	55 NOVA RACE EVENTS	Honda NSX	24.656 +0.009	22.190 +0.224	25.956 +0.372	20.860 +0.116	<b>1'33.662</b> 1'34.383	10	0.721
7	3 EASY RACE	Ferrari 488 Evo	24.573 +0.404	22.113 +0.161	25.958 +0.236	21.041 +0.391	<b>1'33.685</b> 1'34.877	14	1.192
8	11 KESSEL RACING	Ferrari 488 Evo	24.494 +0.098	22.260 +0.034	26.231	20.862 +0.057	<b>1'33.847</b> 1'34.036	7	0.189
9	58 RAM AUTORACING	Ferrari 488 Evo	24.656 +0.006	22.255 +0.023	26.145	20.832 +0.127	<b>1'33.888</b> 1'34.044	8	0.156
10	33 KESSEL RACING	Ferrari 488 Evo	24.658	22.134	26.263	20.905	<b>1'33.960</b> 1'33.960	6	
11	7 CECCATO RACING	BMW M6	24.648 +0.260	22.288 +0.037	26.172 +0.023	20.969	<b>1'34.077</b> 1'34.397	11	0.320
12	88 LP RACING	Lamborghini Huracán EVO	24.764 +0.170	22.298 +0.070	26.178	20.876	<b>1'34.116</b> 1'34.356	9	0.240
13	90 AKM MOTORSPORT	Mercedes AMG	24.692 +0.490	22.212 +0.051	26.078 +0.047	21.142 +0.066	<b>1'34.124</b> 1'34.778	13	0.654
14	21 AF CORSE	Ferrari 488 GTB	24.694 +0.071	22.395 +0.143	26.339	20.978 +0.013	<b>1'34.406</b> 1'34.633	12	0.227
15	19 IMPERIALE SPORT CA	Lamborghini Huracán	24.789 +0.381	22.379 +0.144	26.261	20.994	<b>1'34.423</b> 1'34.948	15	0.525
16	51 AF CORSE	Ferrari 488 GTB	24.710 +0.089	22.420	26.304 +0.428	21.091	<b>1'34.525</b> 1'35.042	16	0.517
17	77 NOVA RACE EVENTS	Honda NSX	24.720 +0.357	22.518	26.365	21.119 +0.432	<b>1'34.722</b> 1'35.511	17	0.789
18	29 VINCENZO SOSPIRI RA	Lamborghini Huracán	24.892 +0.331	22.844 +0.031	26.830 +0.380	21.643	<b>1'36.209</b> 1'36.951	19	0.742
19	351 BONALDI MOTORSPOR	Lamborghini Huracán	25.481 +0.014	22.718	26.716	21.499	<b>1'36.414</b> 1'36.428	18	0.014
20	391 BEST LAP	Lamborghini Huracán ST Evo	25.811 +0.140	22.689 +0.065	26.711	21.623	<b>1'36.834</b> 1'37.039	20	0.205
21	322 KRYPTON MOTORSPOR	Porsche 991 GT3 Cup	25.661	22.847 +0.237	26.933 +0.009	21.700	<b>1'37.141</b> 1'37.387	21	0.246
22	355 EASY RACE	Ferrari 488 Challenge	25.790	23.085 +0.082	26.950 +0.131	21.773 +0.096	<b>1'37.598</b> 1'37.907	22	0.309
23	381 TSUNAMI R.T.	Porsche 991 GT3 Cup	26.041	22.964	27.319	22.172 +0.143	<b>1'38.496</b> 1'38.639	23	0.143
24	333 SR&R	Ferrari 488 Challenge	26.348 +0.045	23.238	27.333	22.034 +0.075	<b>1'38.953</b> 1'39.073	24	0.120
25	318 BEST LAP	Ferrari 488 Challenge	26.447	23.155 +0.002	27.196	22.400 +0.139	<b>1'39.198</b> 1'39.339	25	0.141
26	399 DIONISIO ERMANNO	Lamborghini Huracán	26.495 +0.653	23.230	27.466	22.125 +0.316	<b>1'39.316</b> 1'40.285	26	0.969
27	377 REXAL FFF RACING TE	Lamborghini Huracán ST Evo	26.881 +0.329	23.569 +0.127	27.935 +0.079	22.710	<b>1'41.095</b> 1'41.630	27	0.535
28	207 NOVA RACE EVENTS	Mercedes AMG	27.017 +0.185	24.438 +0.017	28.706 +0.033	23.030 +0.222	<b>1'43.191</b> 1'43.648	28	0.457
29	251 EBIMOTORS	Porsche Cayman 982	27.186 +0.102	24.311 +0.126	28.875 +0.101	23.050	<b>1'43.422</b> 1'43.751	29	0.329
30	215 CECCATO RACING	BMW M4	27.344 +0.038	24.491 +0.074	28.671 +0.027	23.140 +0.267	<b>1'43.646</b> 1'44.052	30	0.406
31	252 EBIMOTORS	Porsche Cayman 982	27.375 +0.010	24.494 +0.210	28.910	23.191 +0.143	<b>1'43.970</b> 1'44.333	31	0.363
32	228 NOVA RACE EVENTS	Mercedes AMG	27.498	24.572 +0.010	29.269	23.212 +0.368	<b>1'44.551</b> 1'44.929	32	0.378
33	275 AUTORLANDO SPORT	Porsche 718 Cayman	27.422 +0.186	25.011	29.044 +0.062	23.326 +0.078	<b>1'44.803</b> 1'45.129	33	0.326

04/06/2021



Powered by FICr PERUGIA TIMING





# ACI Racing Weekend Misano, 5-6 Giugno 2021

## Campionato Italiano GT Sprint - Ideal Time Prove Libere 1

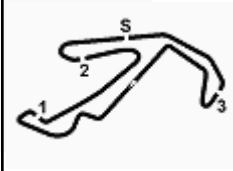
Misano Circuit Sic 58 4.226 m  
2 / 2

Num. Concorrente	Auto	Seg. 1	Seg. 2	Seg. 3	Seg. 4	Ideal Time			
		Diff. 1	Diff. 2	Diff. 3	Diff. 4	Miglior Giro	Pos.	Diff.	
34	223 AUTORLANDO SPORT	Porsche 718 Cayman	27.519	25.174 +0.169	29.153	23.770 +0.213	<b>1'45.616</b>		
369	KRYPTON MOTORSP0	Porsche 991 GT3 Cup					1'45.998	34	0.382
<b>Ideal Time Assoluto</b>			24.312	21.956	25.905	20.605	<b>1'32.778</b>		









ACI Racing Weekend Misano, 5-6 Giugno 2021  
Campionato Italiano GT Sprint - Analisi Tempi Prove Libere 1

Misano Circuit Sic 58 4.226 m

2 / 7

14 Audi Sport Italia (1'33.412)

Giro	Seg.1	Seg.2	Seg.3	Seg.4	T. Giro	km/h	Local Time
1							11:07'25.664
2	42.451	24.290	27.747	21.783	1'56.271P	214,7	11:09'21.935
3	24.933	22.649	26.343	21.292	1'35.217	218,2	11:10'57.152
4	24.746	22.591	26.259	21.982	1'35.578	217,7	11:12'32.730
5	24.876	<b>22.059</b>	<b>26.077</b>	20.858	1'33.870	217,7	11:14'06.600
6	<b>24.312</b>	22.426	26.417	<b>20.722</b>	1'33.877	215,6	11:15'40.477
7	24.447	22.094	26.130	20.741	<b>1'33.412</b>	218,2	11:17'13.889
8	24.581	22.706	26.465	2'36.716	3'50.468P	217,7	11:21'04.357
9	42.163	23.210	27.498	21.125	1'53.996P	217,7	11:22'58.353
10	24.603	22.368	26.223	20.917	1'34.111	218,2	11:24'32.464
11	26.184	22.587	28.727	21.464	1'38.962	205,3	11:26'11.426
12	25.288	22.585	27.140	21.384	1'36.397	217,3	11:27'47.823
13	24.519	22.310	26.345	20.857	1'34.031	216,0	11:29'21.854
14	24.941	22.103	26.157	21.185	1'34.386	218,2	11:30'56.240
15	24.626	27.098	30.864	3'08.258	4'30.846P	184,6	11:35'27.086
16	41.681	22.720	28.967	23.761	1'57.129P	217,7	11:37'24.215
17	25.246	22.319	31.901	23.435	1'42.901	177,3	11:39'07.116
18	24.686	22.467	28.553	2'00.832	3'16.538P	208,5	11:42'23.654
19	41.839	22.807	26.413	21.003	1'52.062P	216,0	11:44'15.716
20	24.433	22.202	26.452	20.942	1'34.029	216,0	11:45'49.745
21	24.749	22.163	26.362	21.887	1'35.161	217,3	11:47'24.906
22	24.480	22.135	26.134	20.824	1'33.573	218,6	11:48'58.479
23	24.386	22.122	26.084	21.151	1'33.743	<b>219,5</b>	11:50'32.222

25 RS Racing (1'33.436)

Giro	Seg.1	Seg.2	Seg.3	Seg.4	T. Giro	km/h	Local Time
1		23.794	26.903	32.212	214,3	11:10'41.535	
2	41.958	22.703	26.448	29.374	2'00.483P	216,9	11:12'42.018
3	24.587	22.201	26.110	<b>20.736</b>	1'33.634	217,3	11:14'15.652
4	24.805	22.253	26.448	23.556	1'37.062	<b>219,1</b>	11:15'52.714
5	24.509	22.265	26.621	21.032	1'34.427	216,0	11:17'27.141
6	24.773	22.190	26.066	20.991	1'34.020	216,9	11:19'01.161
7	24.872	22.618	27.106	32.741	1'47.337P	216,0	11:20'48.498
8	5'49.731	22.769	26.656	21.920	7'01.076P	216,9	11:27'49.574
9	24.548	22.144	<b>25.970</b>	20.774	<b>1'33.436</b>	218,6	11:29'23.010
10	24.548	22.013	26.096	21.859	1'34.516	218,2	11:30'57.526
11	<b>24.476</b>	22.660	26.469	23.058	1'36.663	217,7	11:32'34.189
12	24.857	22.248	26.553	21.234	1'34.892	217,3	11:34'09.081
13	24.799	22.118	26.495	32.389	1'45.801P	218,2	11:35'54.882
14	2'59.323	22.465	27.258	24.699	4'13.745P	217,7	11:40'08.627
15	24.993	22.537	27.022	21.914	1'36.466	218,2	11:41'45.093
16	24.827	22.156	26.009	21.426	1'34.418	217,7	11:43'19.511
17	24.643	22.122	26.034	20.768	1'33.567	217,3	11:44'53.078
18	24.603	<b>21.956</b>	26.524	32.211	1'45.294P	217,7	11:46'38.372
19	2'46.552	22.263	26.153	20.970	3'55.938P	216,9	11:50'34.310

19 Imperiale Sport Car Service (1'34.948)

Giro	Seg.1	Seg.2	Seg.3	Seg.4	T. Giro	km/h	Local Time
1		24.390	28.370	22.517	213,9	11:07'52.105	
2	26.594	22.794	27.237	21.478	1'38.103	216,0	11:09'30.208
3	25.123	22.808	27.171	21.468	1'36.570	213,0	11:11'06.778
4	25.557	24.081	26.755	21.675	1'38.068	215,6	11:12'44.846
5	24.837	22.715	26.922	34.382	1'48.856P	215,1	11:14'33.702
6	4'57.760	23.108	28.781	22.082	6'11.731P	215,1	11:20'45.433
7	24.822	22.483	26.687	21.563	1'35.555	216,0	11:22'20.988
8	25.170	22.523	<b>26.261</b>	<b>20.994</b>	<b>1'34.948</b>	216,9	11:23'55.936
9	25.145	22.508	26.942	21.166	1'35.761	217,3	11:25'31.697
10	<b>24.789</b>	<b>22.379</b>	26.446	35.344	1'48.958P	217,3	11:27'20.655
11	3'11.547	24.116	27.952	22.169	4'25.784P	216,4	11:31'46.439
12	25.744	23.203	26.656	21.584	1'37.187	216,4	11:33'23.626
13	25.407	22.785	27.130	21.790	1'37.112	216,0	11:35'00.738
14	25.387	22.853	26.512	21.388	1'36.140	217,7	11:36'36.878
15	25.985	23.402	28.479	22.772	1'40.638	<b>218,2</b>	11:38'17.516
16	26.824	23.105	27.916	23.172	1'41.017	216,9	11:39'58.533
17	25.254	22.819	27.007	34.846	1'49.926P	217,3	11:41'48.459
18	2'21.415	23.072	26.779	21.540	3'32.806P	216,0	11:45'21.265
19	25.583	22.958	26.742	21.688	1'36.971	216,9	11:46'58.236
20	25.767	23.990	28.851	23.297	1'41.905	216,9	11:48'40.141
21	26.076	23.239	26.802	21.580	1'37.697	217,3	11:50'17.838

29 Vincenzo Sospiri Racing (1'36.951)

Giro	Seg.1	Seg.2	Seg.3	Seg.4	T. Giro	km/h	Local Time
1							11:07'34.213
2	46.043	24.765	30.570	1'46.669	3'28.047P	210,5	11:11'02.260
3	41.428	24.936	27.228	22.309	1'55.901P	213,9	11:12'58.161
4	25.223	22.875	27.210	<b>21.643</b>	<b>1'36.951</b>	214,7	11:14'35.112
5	<b>24.892</b>	23.237	30.459	25.730	1'44.318	215,1	11:16'19.430
6	28.818	24.034	27.383	21.935	1'42.170	214,3	11:18'01.600
7	25.447	<b>22.844</b>	<b>26.830</b>	22.542	1'37.663	<b>216,4</b>	11:19'39.263

33 Kessel Racing (1'33.960)

Giro	Seg.1	Seg.2	Seg.3	Seg.4	T. Giro	km/h	Local Time
1		26.099	30.503	24.126	212,6	11:07'33.423	
2	27.760	24.445	28.732	27.828	1'48.765P	215,1	11:09'12.188
3	25.156	22.728	26.926	22.602	1'37.412	217,7	11:10'49.600
4	27.450	23.492	27.116	5'50.467	7'08.525P	215,6	11:17'58.125
5	59.765	25.144	29.773	23.547	2'18.229P	211,4	11:20'16.354
6	28.726	25.352	30.952	23.683	1'48.713	210,5	11:22'05.067
7	26.230	23.295	27.343	22.043	1'38.911	215,1	11:23'43.978
8	25.492	23.203	29.413	23.025	1'41.133	210,1	11:25'25.111
9	25.540	23.248	28.641	24.431	1'41.860	213,4	11:27'06.971
10	26.107	22.996	27.081	21.643	1'37.827	216,0	11:28'44.798
11	25.440	24.126	27.187	22.394	1'39.147	216,0	11:30'23.945
12	26.047	23.204	28.768	22.141	1'40.160	213,0	11:32'04.105
13	25.252	24.769	26.792	21.768	1'38.581	216,0	11:33'42.686
14	25.440	23.633	26.945	21.593	1'37.611	216,9	11:35'20.297
15	25.501	22.907	27.594	23.996	1'39.998	214,7	11:37'00.295
16	26.702	27.322	27.839	3'18.770	4'40.633P	213,4	11:41'40.928

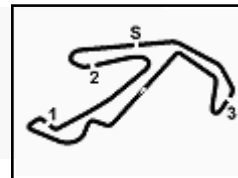
04/06/2021

P = Box In/Out - C = Tempo Invalidato



Powered by FICr PERUGIA TIMING





ACI Racing Weekend Misano, 5-6 Giugno 2021  
Campionato Italiano GT Sprint - Analisi Tempi Prove Libere 1

Misano Circuit Sic 58.4.226 m

3 / 7

17	44.215	24.008	28.055	22.120	1'58.398P	214,7	11:43'39.326	3	25.692	23.340	26.879	23.035	1'38.946	213,4	11:21'01.854
18	25.173	22.333	26.610	21.172	1'35.288	217,7	11:45'14.614	4	27.231	22.990	26.684	22.497	1'39.402	215,1	11:13'41.256
19	24.967	22.564	27.018	21.588	1'36.137	217,3	11:46'50.751	5	25.194	22.940	26.745	22.037	1'36.916	215,1	11:15'18.172
20	24.708	22.156	26.396	21.286	1'34.546	<b>218,6</b>	11:48'25.297	6	24.932	22.607	26.342	21.267	1'35.148	214,7	11:16'53.320
21	25.095	22.593	27.107	21.186	1'35.981	217,7	11:50'01.278	7	24.924	22.410	26.482	22.891	1'36.707	214,3	11:18'30.027
22	<b>24.658</b>	<b>22.134</b>	<b>26.263</b>	<b>20.905</b>	<b>1'33.960</b>	217,7	11:51'35.238	8	26.460	23.182	28.237	21.384	1'39.263	205,3	11:20'09.290

51 AF Corse (1'35.042)

Giro	Seg.1	Seg.2	Seg.3	Seg.4	T. Giro	km/h	Local Time
1		23.932	28.557	32.183		216,9	11:08'29.854
2	1'45.344	22.977	26.755	26.396	3'01.472P	220,0	11:11'31.326
3	24.943	22.825	26.984	21.267	1'36.019	215,6	11:13'07.345
4	25.162	23.118	26.771	21.318	1'36.369	215,1	11:14'43.714
5	<b>24.710</b>	22.684	<b>26.304</b>	21.758	1'35.456	217,3	11:16'19.170
6	24.799	<b>22.420</b>	26.732	<b>21.091</b>	<b>1'35.042</b>	217,7	11:17'54.212
7	25.670	25.619	29.608	32.861	1'53.758P	201,9	11:19'47.970
8	2'44.927	25.386	29.536	23.068	4'02.917P	217,3	11:23'50.887
9	26.460	24.009	29.020	23.270	1'42.759	217,3	11:25'33.646
10	27.994	23.850	29.319	23.044	1'44.207	211,8	11:27'17.853
11	26.374	23.264	27.977	22.416	1'40.031	217,3	11:28'57.884
12	27.164	23.288	28.590	22.085	1'41.127	217,7	11:30'39.011
13	26.875	1'01.584	29.232	22.459	2'20.150	217,7	11:32'59.161
14	25.680	23.405	27.501	21.920	1'38.506	217,3	11:34'37.667
15	27.712	23.678	28.016	22.168	1'41.574	220,0	11:36'19.241
16	25.752	25.026	29.999	22.441	1'43.218	216,9	11:38'02.459
17	25.616	23.513	27.522	22.526	1'39.177	219,1	11:39'41.636
18	25.917	23.127	27.426	22.092	1'38.562	<b>220,9</b>	11:41'20.198
19	28.314	23.696	27.133	22.035	1'41.178	220,4	11:43'01.376
20	25.542	23.735	28.424	22.188	1'39.889	210,1	11:44'41.265
21	25.627	24.448	27.852	22.060	1'39.987	217,7	11:46'21.252
22	25.545	23.230	27.305	22.038	1'38.118	218,2	11:47'59.370
23	26.273	24.125	27.292	21.745	1'39.435	219,5	11:49'38.805
24	25.553	22.906	27.059	22.006	1'37.524	217,7	11:51'16.329

63 Imperiale Sport Car Service (1'33.568)

Giro	Seg.1	Seg.2	Seg.3	Seg.4	T. Giro	km/h	Local Time
1		23.988	28.224	21.729		212,6	11:06'55.539
2	25.584	23.031	26.742	21.461	1'36.818	214,3	11:08'32.357
3	25.274	23.236	26.810	21.729	1'37.049	215,6	11:10'09.406
4	25.109	22.445	26.330	21.203	1'35.087	216,0	11:11'44.493
5	25.011	22.400	26.352	21.330	1'35.093	216,0	11:13'19.586
6	25.032	22.876	26.398	21.133	1'35.439	216,0	11:14'55.025
7	24.758	22.283	26.466	21.140	1'34.647	216,0	11:16'29.672
8	25.792	23.308	26.508	31.886	1'47.494P	215,6	11:18'17.166
9	2'06.344	22.998	26.468	21.353	3'17.163P	215,6	11:21'34.329
10	24.669	24.003	26.236	21.198	1'36.106	215,1	11:23'10.435
11	24.570	22.289	27.321	21.230	1'35.410	215,6	11:24'45.845
12	24.459	22.225	26.205	20.767	1'33.656	216,0	11:26'19.501
13	24.823	22.811	27.162	30.820	1'45.616P	213,4	11:28'05.117
14	1'53.700	23.158	26.284	20.832	3'03.974P	215,6	11:31'09.091
15	24.770	22.542	26.983	20.817	1'35.112	216,0	11:32'44.203
16	24.493	22.398	26.206	20.727	1'33.824	215,6	11:34'18.027
17	25.552	22.274	28.082	33.224	1'49.132P	216,0	11:36'07.159
18	1'42.881	22.225	26.155	24.761	2'56.022P	<b>216,9</b>	11:39'03.181
19	<b>24.435</b>	22.274	27.302	22.624	1'36.635	215,6	11:40'39.816
20	24.731	22.251	26.485	20.905	1'34.372	212,2	11:42'14.188
21	26.742	22.730	29.476	21.703	1'40.651	215,1	11:43'54.839
22	24.622	22.175	<b>26.069</b>	<b>20.702</b>	<b>1'33.568</b>	215,6	11:45'28.407
23	24.675	<b>22.072</b>	26.794	23.755	1'37.296	216,4	11:47'05.703
24	25.997	23.340	28.541	22.038	1'39.916	198,5	11:48'45.619
25	24.687	22.134	27.527	32.291	1'46.639P	215,6	11:50'32.258

55 Nova Race Events (1'34.383)

Giro	Seg.1	Seg.2	Seg.3	Seg.4	T. Giro	km/h	Local Time
1							11:07'22.675
2	46.632	25.544	29.547	23.538	2'05.261P	216,0	11:09'27.936
3	26.860	24.008	26.985	21.642	1'39.495	217,3	11:11'07.431
4	25.411	22.568	26.363	20.978	1'35.320	217,7	11:12'42.751
5	25.033	22.799	26.339	21.038	1'35.209	217,7	11:14'17.960
6	24.970	22.981	27.018	3'34.707	4'49.676P	216,0	11:19'07.636
7	45.874	22.925	26.360	21.015	1'56.174P	216,9	11:21'03.810
8	25.032	22.443	26.922	21.363	1'35.760	218,6	11:22'39.570
9	24.944	22.223	26.862	22.321	1'36.350	217,3	11:24'15.920
10	25.366	22.344	26.257	<b>20.860</b>	1'34.827	216,9	11:25'50.747
11	24.821	22.419	<b>25.956</b>	21.433	1'34.629	217,3	11:27'25.376
12	24.937	22.533	26.220	1'19.060	2'32.750P	<b>219,5</b>	11:29'58.126
13	43.356	23.542	26.870	21.785	1'55.553P	218,2	11:31'53.679
14	25.020	22.500	26.450	21.461	1'35.431	219,1	11:33'29.110
15	25.485	22.706	27.190	21.537	1'36.918	217,7	11:35'06.028
16	25.084	22.504	26.123	21.052	1'34.763	218,6	11:36'40.791
17	25.204	22.604	26.889	1'55.304	3'10.001P	219,1	11:39'50.792
18	42.550	23.414	27.577	25.665	1'59.206P	218,6	11:41'49.998
19	25.075	22.939	26.559	22.379	1'36.952	217,7	11:43'26.950
20	<b>24.656</b>	<b>22.190</b>	26.332	22.572	1'35.750	218,6	11:45'02.700
21	24.980	22.471	26.193	20.948	1'34.592	218,6	11:46'37.292
22	24.665	22.414	26.328	20.976	<b>1'34.383</b>	<b>219,5</b>	11:48'11.675

58 RAM Autoracing (1'34.044)

Giro	Seg.1	Seg.2	Seg.3	Seg.4	T. Giro	km/h	Local Time
1							11:08'13.792
2	52.203	24.636	28.634	23.643	2'09.116P	213,0	11:10'22.908

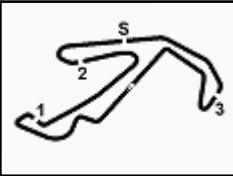
04/06/2021 P = Box In/Out - C = Tempo Invalidato



Powered by FICr PERUGIA TIMING







### ACI Racing Weekend Misano, 5-6 Giugno 2021 Campionato Italiano GT Sprint - Analisi Tempi Prove Libere 1

Misano Circuit Sic 58 4.226 m

4 / 7

11	24.720	22.602	27.221	21.299	1'35.842	220,0	11:48'24.816	4	27.189	24.864	29.347	23.286	1'44.686	195,3	11:13'39.595
12	24.948	22.862	28.102	21.119	1'37.031	216,9	11:50'01.847	5	27.520	24.680	29.124	23.299	1'44.623	196,0	11:15'24.218
13	25.077	22.518	26.365	21.551	1'35.511	220,0	11:51'37.358	6	27.307	24.660	29.491	23.170	1'44.628	195,3	11:17'08.846

#### 88 LP Racing (1'34.356)

Giro	Seg.1	Seg.2	Seg.3	Seg.4	T. Giro	km/h	Local Time
1		26.556	29.137	35.658		205,7	11:09'13.092
2	1'13.136	24.439	40.361	32.545	2'50.481P	143,8	11:12'03.573
3	29.886	25.515	36.837	21.339	1'53.577	173,4	11:13'57.150
4	25.145	22.386	26.991	20.937	1'35.459	216,4	11:15'32.609
5	25.113	22.397	26.808	21.644	1'35.962	216,4	11:17'08.571
6	24.934	22.368	26.178	20.876	1'34.356	215,1	11:18'42.927
7	25.095	22.471	26.238	20.927	1'34.731	215,1	11:20'17.658
8	27.898	23.024	26.309	20.910	1'38.141	214,3	11:21'55.799
9	24.764	22.479	26.278	21.059	1'34.580	214,7	11:23'30.373
10	25.016	22.533	26.506	31.099	1'45.154P	215,6	11:25'15.539
11	3'55.352	23.771	27.282	24.946	5'11.351P	216,0	11:30'26.884
12	24.974	22.951	26.476	21.306	1'35.707	216,0	11:32'02.591
13	24.837	22.298	26.238	21.081	1'34.454	215,1	11:33'37.045
14	24.937	22.388	26.238	30.944	1'44.507P	215,6	11:35'21.552
15	1'38.908	23.636	27.623	22.859	2'53.026P	215,6	11:38'14.578
16	26.128	22.948	27.584	23.570	1'40.230	204,2	11:39'54.808
17	25.432	22.716	26.718	21.506	1'36.372	216,0	11:41'31.180
18	25.572	22.860	26.918	32.721	1'48.071P	213,9	11:43'19.251
19	2'02.437	22.762	26.346	21.506	3'13.051P	216,0	11:46'32.302
20	25.747	22.589	26.903	21.603	1'36.842	217,3	11:48'09.144
21	25.318	25.244	26.404	21.622	1'38.588	216,9	11:49'47.732
22	31.389	23.264	27.742	21.969	1'44.364	216,0	11:51'32.096

8	27.581	26.353	33.546	247.508	4'14.988P	192,2	11:23'07.764
9	44.110	25.733	29.744	24.329	2'03.916P	194,6	11:25'11.680
10	27.862	24.674	29.044	23.358	1'44.938	194,6	11:26'56.618
11	27.229	24.640	29.312	23.372	1'44.553	194,6	11:28'41.171
12	28.611	27.217	30.870	23.354	1'50.052	193,9	11:30'31.223
13	27.156	24.508	29.134	23.745	1'44.543	194,9	11:32'15.766
14	27.676	25.256	29.226	23.428	1'45.586	194,6	11:34'01.352
15	27.335	24.657	29.018	23.513	1'44.523	195,3	11:35'45.875
16	27.380	24.438	28.889	23.068	1'43.775	194,6	11:37'29.650
17	27.017	24.764	28.930	23.030	1'43.741	195,7	11:39'13.391
18	27.434	24.454	28.706	23.137	1'43.731	195,7	11:40'57.122
19	27.202	24.455	28.739	23.252	1'43.648	194,9	11:42'40.770
20	27.046	24.546	28.997	23.088	1'43.677	194,6	11:44'24.447
21	27.151	24.761	30.004	35.729	1'57.645P	194,9	11:46'22.092

#### 215 Ceccato Racing (1'44.052)

Giro	Seg.1	Seg.2	Seg.3	Seg.4	T. Giro	km/h	Local Time
1		29.280	32.385	25.476		195,3	11:07'23.699
2	29.136	26.252	31.382	25.788	1'52.558	197,1	11:09'16.257
3	28.239	26.243	29.613	23.902	1'47.997	197,1	11:11'04.254
4	29.662	25.989	29.212	35.571	2'00.434P	197,8	11:13'04.688
5	1'42.545	25.348	29.288	24.316	3'01.497P	199,3	11:16'06.185
6	27.664	24.748	29.007	23.175	1'44.594	199,3	11:17'50.779
7	28.495	27.599	29.234	25.087	1'50.415	199,6	11:19'41.194
8	27.347	24.760	29.008	23.531	1'44.646	199,3	11:21'25.840
9	32.732	25.925	30.883	25.396	1'54.936	199,3	11:23'20.776
10	28.290	25.564	28.933	23.796	1'46.583	199,6	11:25'07.359
11	27.629	24.674	29.206	34.670	1'56.179P	199,3	11:27'03.538
12	2'20.123	26.372	29.087	23.688	3'39.270P	198,5	11:30'42.808
13	28.178	24.911	28.703	23.500	1'45.292	199,3	11:32'28.100
14	27.344	24.778	28.671	24.583	1'45.376	200,0	11:34'13.476
15	27.436	24.505	28.845	23.420	1'44.206	200,0	11:35'57.682
16	27.407	24.558	28.798	23.427	1'44.190	200,4	11:37'41.872
17	29.063	26.410	31.109	36.859	2'03.441P	198,9	11:39'45.313
18	2'09.853	25.979	28.719	23.140	3'27.691P	199,3	11:43'13.004
19	27.588	24.604	28.678	23.295	1'44.165	199,6	11:44'57.169
20	27.907	25.106	28.990	23.163	1'45.166	200,4	11:46'42.335
21	27.667	24.491	28.904	24.319	1'45.381	200,4	11:48'27.716
22	27.382	24.565	28.698	23.407	1'44.052	199,6	11:50'11.768

#### 223 Autorlando Sport (1'45.998)

Giro	Seg.1	Seg.2	Seg.3	Seg.4	T. Giro	km/h	Local Time
1		30.956	34.731	27.082		139,9	11:08'46.998
2	31.169	29.317	34.427	24.780	1'59.693	151,9	11:10'46.691
3	32.869	30.920	30.869	25.972	2'00.630	190,1	11:12'47.321
4	28.608	26.219	30.781	25.476	1'51.084	193,2	11:14'38.405
5	28.967	26.564	30.127	2'27.716	3'53.374P	195,3	11:18'31.779
6	47.443	28.241	31.139	24.718	2'11.541P	189,1	11:20'43.320
7	27.906	25.509	29.507	24.096	1'47.018	197,8	11:22'30.338
8	27.519	25.343	29.153	23.983	1'45.998	197,1	11:24'16.336
9	27.967	25.395	29.509	26.039	1'48.910	196,7	11:26'05.246
10	27.828	25.228	29.286	24.235	1'46.577	198,9	11:27'51.823
11	28.023	25.435	30.033	3'32.720	4'56.211P	197,4	11:32'48.034
12	47.454	26.765	41.944	27.253	2'23.416P	196,4	11:35'11.450
13	28.472	26.024	29.910	25.892	1'50.298	194,9	11:37'01.748
14	30.062	26.031	30.629	24.458	1'51.180	194,9	11:38'52.928
15	28.659	25.428	31.627	25.734	1'51.448	195,7	11:40'44.376
16	29.632	26.149	29.770	23.864	1'49.415	195,3	11:42'33.791
17	28.184	25.291	29.511	23.800	1'46.786	195,7	11:44'20.577

#### 207 Nova Race Events (1'43.648)

Giro	Seg.1	Seg.2	Seg.3	Seg.4	T. Giro	km/h	Local Time
1		27.371	31.708	24.310		192,5	11:08'23.053
2	27.784	25.511	29.543	24.293	1'47.131	193,5	11:10'10.184
3	27.498	24.856	29.204	23.167	1'44.725	194,6	11:11'54.909

04/06/2021

P = Box In/Out - C = Tempo Invalidato

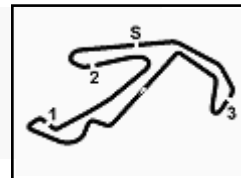


Powered by FICr PERUGIA TIMING









ACI Racing Weekend Misano, 5-6 Giugno 2021  
Campionato Italiano GT Sprint - Analisi Tempi Prove Libere 1

Misano Circuit Sic 58.4.226 m

7 / 7

9	26.656	23.220	28.215	<b>22.172</b>	1'40.263	215,6	11:25'01.193
10	26.345	23.223	27.816	22.236	1'39.620	218,2	11:26'40.813
11	26.212	23.158	27.695	22.269	1'39.334	216,9	11:28'20.147
12	26.693	23.497	28.075	24.044	1'42.309	218,2	11:30'02.456
13	26.670	25.905	28.481	23.154	1'44.210	218,2	11:31'46.666
14	26.695	23.429	29.157	22.663	1'41.944	188,5	11:33'28.610
15	27.402	23.301	27.513	23.014	1'41.230	218,2	11:35'09.840
16	26.431	23.691	27.785	22.334	1'40.241	216,4	11:36'50.081
17	26.631	23.257	27.502	22.301	1'39.691	217,7	11:38'29.772
18	26.584	23.167	28.045	4'56.763	6'14.559P	217,7	11:44'44.331
19	50.051	29.963	36.009	28.575	2'24.598P	112,4	11:47'08.929
20	<b>26.041</b>	<b>22.964</b>	<b>27.319</b>	22.315	<b>1'38.639</b>	217,3	11:48'47.568
21	26.706	23.714	28.076	23.351	1'41.847	218,6	11:50'29.415

391 Best Lap (1'37.039)

Giro	Seg.1	Seg.2	Seg.3	Seg.4	T. Giro	km/h	Local Time
1							11:05'04.909
2	2'38.183	26.360	29.304	23.058	3'56.905P	215,6	11:09'01.814
3	26.565	23.534	28.627	22.228	1'40.954	216,9	11:10'42.768
4	26.304	23.162	27.262	22.024	1'38.752	219,1	11:12'21.520
5	26.043	22.963	27.469	22.018	1'38.493	217,7	11:14'00.013
6	28.978	25.224	31.411	22.413	1'48.026	142,9	11:15'48.039
7	26.848	24.079	28.284	22.418	1'41.629	214,7	11:17'29.668
8	25.982	22.966	27.319	21.863	1'38.130	<b>220,0</b>	11:19'07.798
9	<b>25.811</b>	26.044	29.453	22.710	1'44.018	216,9	11:20'51.816
10	26.411	23.070	27.355	27.168	1'44.004	218,2	11:22'35.820
11	26.103	23.151	28.507	31.668	1'49.429	218,2	11:24'25.249
12	26.761	23.381	29.654	2'37.756	3'57.552P	177,6	11:28'22.801
13	49.372	24.683	28.758	22.486	2'05.299P	214,3	11:30'28.100
14	26.325	22.870	27.056	23.291	1'39.542	217,3	11:32'07.642
15	26.769	23.461	27.034	22.499	1'39.763	218,6	11:33'47.405
16	26.066	22.772	26.839	21.947	1'37.624	218,2	11:35'25.029
17	25.960	22.791	26.926	22.379	1'38.056	219,1	11:37'03.085
18	27.143	22.901	27.250	21.973	1'39.267	217,7	11:38'42.352
19	26.219	<b>22.689</b>	26.945	1'53.948	3'09.801P	218,2	11:41'52.153
20	42.916	23.529	26.842	21.810	1'55.097P	217,3	11:43'47.250
21	25.951	22.754	<b>26.711</b>	<b>21.623</b>	<b>1'37.039</b>	217,7	11:45'24.289
22	26.327	22.865	29.776	23.206	1'42.174	177,3	11:47'06.463
23	27.006	23.539	30.479	25.365	1'46.389	216,0	11:48'52.852
24	26.074	22.738	27.006	22.230	1'38.048	219,1	11:50'30.900

399 Dionisio Ermanno (1'40.285)

Giro	Seg.1	Seg.2	Seg.3	Seg.4	T. Giro	km/h	Local Time
1		28.518	32.754	24.422		190,5	11:08'24.852
2	29.252	25.791	30.085	23.863	1'48.991	188,2	11:10'13.843
3	27.480	24.234	30.087	25.793	1'47.594	213,9	11:12'01.437
4	28.463	24.279	29.113	25.330	1'47.185	213,9	11:13'48.622
5	29.903	24.446	30.139	38.880	2'03.368P	214,3	11:15'51.990
6	11'25.141	26.326	28.851	23.451	12'43.769P	211,4	11:28'35.759
7	28.571	25.149	29.397	23.578	1'46.695	213,0	11:30'22.454
8	26.605	23.848	28.024	26.669	1'45.146	215,1	11:32'07.600
9	27.997	23.864	27.513	23.665	1'43.039	215,6	11:33'50.639
10	27.799	23.435	27.723	22.647	1'41.604	214,7	11:35'32.243
11	26.885	23.601	28.103	22.571	1'41.160	215,6	11:37'13.403
12	27.223	23.342	27.825	22.862	1'41.252	215,1	11:38'54.655
13	28.402	24.995	28.576	34.286	1'56.259P	215,1	11:40'50.914
14	2'35.270	25.814	29.292	23.153	3'53.529P	215,1	11:44'44.443
15	26.978	23.424	27.698	22.322	1'40.422	217,3	11:46'24.865
16	<b>26.495</b>	23.953	28.018	22.630	1'41.096	<b>218,6</b>	11:48'05.961
17	27.139	23.735	27.739	<b>22.125</b>	1'40.738	217,7	11:49'46.699
18	27.148	<b>23.230</b>	<b>27.466</b>	22.441	<b>1'40.285</b>	218,2	11:51'26.984

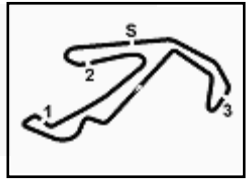
04/06/2021

P = Box In/Out - C = Tempo Invalidato



Powered by FICr PERUGIA TIMING

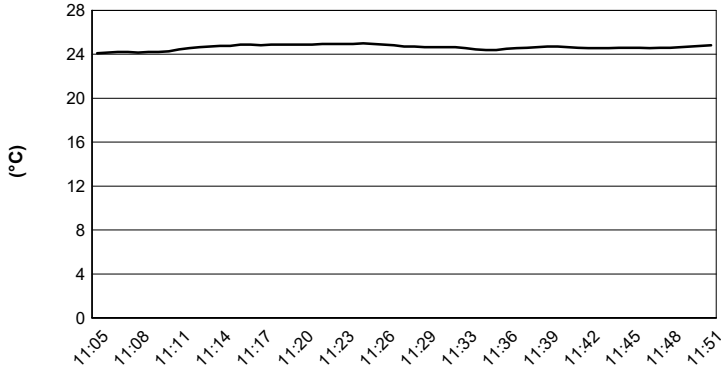




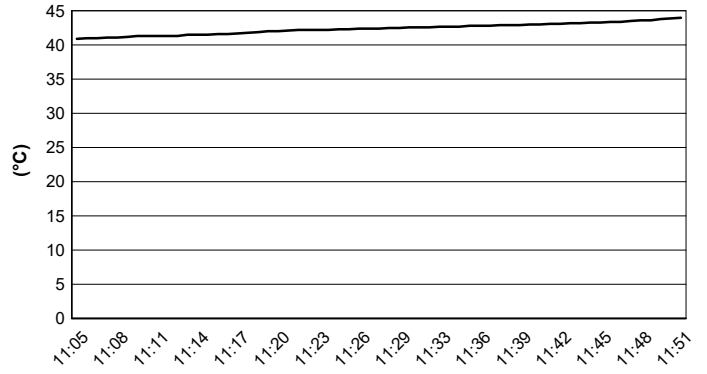
ACI Racing Weekend Misano, 5-6 Giugno 2021  
Campionato Italiano GT Sprint - Meteo Prove Libere 1  
Session started 11:05 - Session ended 11:51

Misano Circuit Sic 58 4.226 m

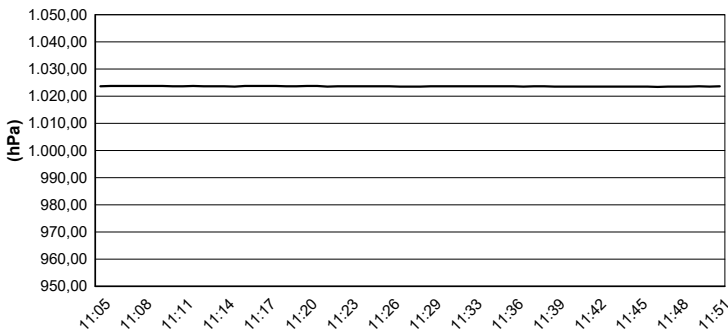
Air Temperature



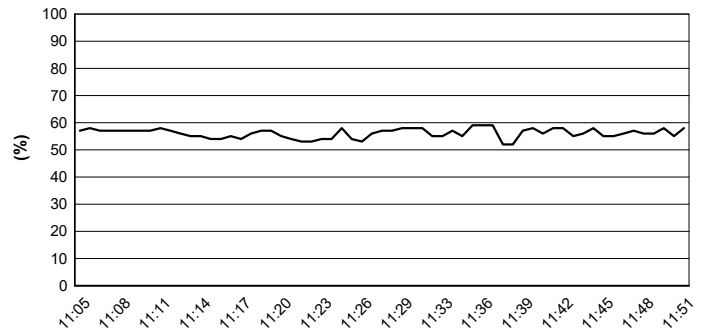
Track Temperature



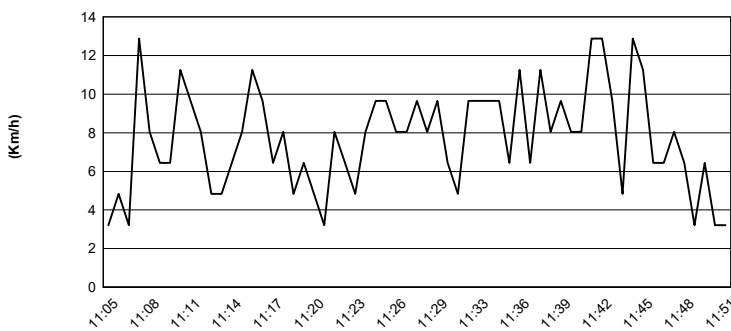
Air Pressure



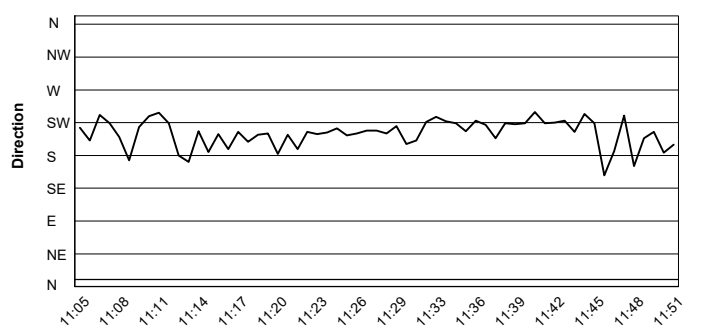
Humidity



Wind Speed



Wind Direction



04/06/2021

