

ACI Racing Weekend Misano, 5-6 Giugno 2021
Campionato Italiano GT Sprint - Classifica Qualifiche 2

Misano Circuit Sic 58 4.226 m

Num.	Conduttore	Naz	Concorrente	Team	Auto	Classe	Tempo	Dist.	Rel.	Giri
1	58 FILIPPI Luca	ITA	RAM Autoracing	RAM Autoracing	Ferrari 488 Evo	GT3PA	1'32.008			4
2	14 POSTIGLIONE Vito	ITA	Audi Sport Italia	Audi Sport Italia	AUDI R8 LMS	GT3PR	1'32.086	0.078	0.078	6
3	12 FERRARI Lorenzo	ITA	Audi Sport Italia	Audi Sport Italia	AUDI R8 LMS	GT3PR	1'32.100	0.092	0.014	6
4	25 DI AMATO Daniele	ITA	RS Racing	RS Racing	Ferrari 488 GT3	GT3PR	1'32.145	0.137	0.045	4
5	33 FUMANELLI David	ITA	Kessel Racing	Kessel Racing	Ferrari 488 Evo	GT3AM	1'32.291	0.283	0.146	3
6	21 VILANDER Toni	FIN	AF Corse	AF Corse	Ferrari 488 GTB	GT3PA	1'32.526	0.518	0.235	5
7	3 GRECO Matteo	ITA	Easy Race	Easy Race	Ferrari 488 Evo	GT3PR	1'32.528	0.520	0.002	7
8	29 IACONE Simone	ITA	Vincenzo Sospiri Racing	Vincenzo Sospiri Racing	Lamborghini Huracán	GT3AM	1'32.560	0.552	0.032	4
9	63 GHOTTO Luca	ITA	Imperiale Sport Car Service	Imperiale Sport Car Service	Lamborghini Huracán	GT3PR	1'32.611	0.603	0.051	5
10	8 HUDSPETH Sean	SGP	AF Corse	AF Corse	Ferrari 488 Evo	GT3PR	1'32.734	0.726	0.123	4
11	90 SEGÙ Luca	ITA	AKM Motorsport	AKM Motorsport	Mercedes AMG	GT3PA	1'32.746	0.738	0.012	6
12	7 COMANDINI Stefano	ITA	Ceccato Racing	Ceccato Racing	BMW M6	GT3PR	1'32.749	0.741	0.003	4
13	55 DE LUCA Francesco	ITA	Nova Race Events	Nova Race Events	Honda NSX	GT3PA	1'32.899	0.891	0.150	6
14	51 CASÉ Lorenzo	ITA	AF Corse	AF Corse	Ferrari 488 GTB	GT3AM	1'33.143	1.135	0.244	6
15	77 CABEZAS Jorge	ESP	Nova Race Events	Nova Race Events	Honda NSX	GT3AM	1'33.161	1.153	0.018	6
16	88 PEROLINI Pietro	ITA	LP Racing	LP Racing	Lamborghini Huracán EVO	GT3PA	1'33.426	1.418	0.265	4
17	19 LLARENA Mateo	GCA	Imperiale Sport Car Service	Imperiale Sport Car Service	Lamborghini Huracán	GT3PA	1'33.795	1.787	0.369	6
18	351 PAVLOVIC Milos	SRB	Bonaldi Motorsport	Bonaldi Motorsport	Lamborghini Huracán	GTC	1'34.134	2.126	0.339	3
19	399 BARRI Giacomo	ITA	Dionisio Ermanno	Dionisio Ermanno	Lamborghini Huracán	GTC	1'34.234	2.226	0.100	3
20	322 BERTON Giovanni	ITA	Krypton Motorsport	Krypton Motorsport	Porsche 991 GT3 Cup	GTC	1'36.120	4.112	1.886	4
21	11 EARLE Steve	USA	Kessel Racing	Kessel Racing	Ferrari 488 Evo	GT3AM	1'36.943	4.935	0.823	5
22	391 MUGELLI Massimiliano	ITA	Best Lap	Best Lap	Lamborghini Huracán ST Evo	GTC	1'37.219	5.211	0.276	5
23	381 CURTI Carlo	ITA	Tsunami R.T.	Tsunami Racing	Porsche 991 GT3 Cup	GTC	1'37.294	5.286	0.075	5
24	333 RISITANO Nicholas	ITA	SR&R	SR&R	Ferrari 488 Challenge	GTC	1'37.861	5.853	0.567	3
25	377 PRIVITELIO Luciano	ITA	Rexal FFF Racing Team	Rexal FFF Racing Team	Lamborghini Huracán ST Evo	GTC	1'38.951	6.943	1.090	5
26	251 PERA Riccardo	ITA	Ebimotors	Ebimotors	Porsche Cayman 982	GT4PA	1'41.548	9.540	2.597	4
27	318 SIMONELLI Gianluigi	ITA	Best Lap	Best Lap	Ferrari 488 Challenge	GTC	1'41.780	9.772	0.232	6
28	369 LA MAZZA Francesco	ITA	Krypton Motorsport	Krypton Motorsport	Porsche 991 GT3 Cup	GTC	1'42.074	10.066	0.294	5
29	215 FASCICOLO Giuseppe	ITA	Ceccato Racing	Ceccato Racing	BMW M4	GT4AM	1'42.541	10.533	0.467	4
30	228 GARBELLI Enrico	ITA	Nova Race Events	Nova Race Events	Mercedes AMG	GT4PA	1'42.748	10.740	0.207	5
31	223 CARBONI Gianluca	ITA	Autorlando Sport	Autorlando Sport	Porsche 718 Cayman	GT4PA	1'42.804	10.796	0.056	6
32	207 MAGNONI Luca	ITA	Nova Race Events	Nova Race Events	Mercedes AMG	GT4AM	1'43.078	11.070	0.274	5
33	252 DE CASTRO Sabino	ITA	Ebimotors	Ebimotors	Porsche Cayman 982	GT4PA	1'43.144	11.136	0.066	5
34	275 GHEZZI Giuseppe	ITA	Autorlando Sport	Autorlando Sport	Porsche 718 Cayman	GT4AM	1'43.392	11.384	0.248	5
35	355 LINOSSI Francesca	ITA	Easy Race	Easy Race	Ferrari 488 Challenge	GTC				0

Tempo di Qualificazione: (117% di 1'32.065): 1'47.717

Umidità	39%	ARIA	29°C
Condizioni	DRY	Temp.	38°C

Direttore di Gara : Fabrizio Fondacci

Direttore di Prova : Alessandro Ferrari

05/06/2021 Inizio 10:34 Fine 11:02

Esposta alle:



Powered by FICr PERUGIA TIMING





ACI Racing Weekend Misano, 5-6 Giugno 2021

Campionato Italiano GT Sprint - Best Sectors & Speed Qualifiche 2

Misano Circuit Sic 58 4.226 m

MIGLIOR GIRO

1	58 FILIPPI Luca	Ferrari 488 Evo	1'32.008
2	14 POSTIGLIONE Vito	AUDI R8 LMS	1'32.086
3	12 FERRARI Lorenzo	AUDI R8 LMS	1'32.100
4	25 DI AMATO Daniele	Ferrari 488 GT3	1'32.145
5	33 FUMANELLI David	Ferrari 488 Evo	1'32.291
6	21 VILANDER Toni	Ferrari 488 GTB	1'32.526
7	3 GRECO Matteo	Ferrari 488 Evo	1'32.528
8	29 IACONE Simone	Lamborghini Huracán	1'32.560
9	63 GHIOTTO Luca	Lamborghini Huracán	1'32.611
10	8 HUDSPETH Sean	Ferrari 488 Evo	1'32.734
11	90 SEGÙ Luca	Mercedes AMG	1'32.746
12	7 COMANDINI Stefano	BMW M6	1'32.749
13	55 DE LUCA Francesco	Honda NSX	1'32.899
14	51 CASÉ Lorenzo	Ferrari 488 GTB	1'33.143
15	77 CABEZAS Jorge	Honda NSX	1'33.161
16	88 PEROLINI Pietro	Lamborghini Huracán EVO	1'33.426
17	19 LLARENA Mateo	Lamborghini Huracán	1'33.795
18	351 PAVLOVIC Milos	Lamborghini Huracán	1'34.134
19	399 BARRI Giacomo	Lamborghini Huracán	1'34.234
20	322 BERTON Giovanni	Porsche 991 GT3 Cup	1'36.120
21	11 EARLE Steve	Ferrari 488 Evo	1'36.943
22	391 MUGELLI Massimiliano	Lamborghini Huracán ST Evo	1'37.219
23	381 CURTI Carlo	Porsche 991 GT3 Cup	1'37.294
24	333 RISITANO Nicholas	Ferrari 488 Challenge	1'37.861
25	377 PRIVITELIO Luciano	Lamborghini Huracán ST Evo	1'38.951
26	251 PERA Riccardo	Porsche Cayman 982	1'41.548
27	318 SIMONELLI Gianluigi	Ferrari 488 Challenge	1'41.780
28	369 LA MAZZA Francesco	Porsche 991 GT3 Cup	1'42.074
29	215 FASCICOLO Giuseppe	BMW M4	1'42.541
30	228 GARBELLI Enrico	Mercedes AMG	1'42.748
31	223 CARBONI Gianluca	Porsche 718 Cayman	1'42.804
32	207 MAGNONI Luca	Mercedes AMG	1'43.078
33	252 DE CASTRO Sabino	Porsche Cayman 982	1'43.144
34	275 GHEZZI Giuseppe	Porsche 718 Cayman	1'43.392
35	355 LINOSSI Francesca	Ferrari 488 Challenge	

SPEED

1	51 CASÉ Lorenzo	Ferrari 488 GTB	225,0
2	3 GRECO Matteo	Ferrari 488 Evo	224,1
3	7 COMANDINI Stefano	BMW M6	223,1
4	77 CABEZAS Jorge	Honda NSX	222,7
5	63 GHIOTTO Luca	Lamborghini Huracán	222,7
6	399 BARRI Giacomo	Lamborghini Huracán	222,2
7	351 PAVLOVIC Milos	Lamborghini Huracán	222,2
8	19 LLARENA Mateo	Lamborghini Huracán	221,8
9	381 CURTI Carlo	Porsche 991 GT3 Cup	221,8
10	322 BERTON Giovanni	Porsche 991 GT3 Cup	221,8
11	55 DE LUCA Francesco	Honda NSX	221,8
12	8 HUDSPETH Sean	Ferrari 488 Evo	221,8
13	318 SIMONELLI Gianluigi	Ferrari 488 Challenge	221,3
14	14 POSTIGLIONE Vito	AUDI R8 LMS	221,3
15	90 SEGÙ Luca	Mercedes AMG	221,3
16	33 FUMANELLI David	Ferrari 488 Evo	221,3
17	369 LA MAZZA Francesco	Porsche 991 GT3 Cup	221,3
18	391 MUGELLI Massimiliano	Lamborghini Huracán ST Evo	220,9
19	29 IACONE Simone	Lamborghini Huracán	220,4
20	25 DI AMATO Daniele	Ferrari 488 GT3	220,0
21	11 EARLE Steve	Ferrari 488 Evo	219,5
22	58 FILIPPI Luca	Ferrari 488 Evo	219,1
23	377 PRIVITELIO Luciano	Lamborghini Huracán ST Evo	219,1
24	12 FERRARI Lorenzo	AUDI R8 LMS	218,6
25	21 VILANDER Toni	Ferrari 488 GTB	218,6
26	88 PEROLINI Pietro	Lamborghini Huracán EVO	218,2
27	333 RISITANO Nicholas	Ferrari 488 Challenge	217,3
28	215 FASCICOLO Giuseppe	BMW M4	203,4
29	251 PERA Riccardo	Porsche Cayman 982	202,2
30	223 CARBONI Gianluca	Porsche 718 Cayman	201,5
31	252 DE CASTRO Sabino	Porsche Cayman 982	201,5
32	275 GHEZZI Giuseppe	Porsche 718 Cayman	200,7
33	228 GARBELLI Enrico	Mercedes AMG	200,0
34	207 MAGNONI Luca	Mercedes AMG	198,2

SEG. 1

1	33 FUMANELLI David	23.994
2	25 DI AMATO Daniele	24.001
3	12 FERRARI Lorenzo	24.028
4	58 FILIPPI Luca	24.068
5	21 VILANDER Toni	24.144
6	14 POSTIGLIONE Vito	24.168
7	90 SEGÙ Luca	24.179
8	3 GRECO Matteo	24.189
9	29 IACONE Simone	24.254
10	63 GHIOTTO Luca	24.260
11	7 COMANDINI Stefano	24.276
12	8 HUDSPETH Sean	24.350
13	55 DE LUCA Francesco	24.365
14	77 CABEZAS Jorge	24.477
15	51 CASÉ Lorenzo	24.483
16	88 PEROLINI Pietro	24.674
17	19 LLARENA Mateo	24.706
18	351 PAVLOVIC Milos	24.781
19	399 BARRI Giacomo	24.958
20	322 BERTON Giovanni	25.549
21	381 CURTI Carlo	25.594
22	333 RISITANO Nicholas	25.736
23	391 MUGELLI Massimiliano	25.761
24	11 EARLE Steve	25.818
25	377 PRIVITELIO Luciano	25.857
26	251 PERA Riccardo	26.445
27	252 DE CASTRO Sabino	26.767
28	207 MAGNONI Luca	26.796
29	223 CARBONI Gianluca	26.817
30	228 GARBELLI Enrico	26.932
31	215 FASCICOLO Giuseppe	26.964
32	275 GHEZZI Giuseppe	27.008
33	369 LA MAZZA Francesco	27.069
34	318 SIMONELLI Gianluigi	27.149

SEG. 2

1	25 DI AMATO Daniele	21.736
2	14 POSTIGLIONE Vito	21.824
3	58 FILIPPI Luca	21.828
4	63 GHIOTTO Luca	21.834
5	12 FERRARI Lorenzo	21.866
6	51 CASÉ Lorenzo	21.898
7	7 COMANDINI Stefano	21.917
8	3 GRECO Matteo	21.917
9	21 VILANDER Toni	21.925
10	90 SEGÙ Luca	21.935
11	33 FUMANELLI David	21.939
12	29 IACONE Simone	21.985
13	8 HUDSPETH Sean	21.996
14	77 CABEZAS Jorge	22.017
15	399 BARRI Giacomo	22.074
16	55 DE LUCA Francesco	22.100
17	88 PEROLINI Pietro	22.135
18	19 LLARENA Mateo	22.161
19	351 PAVLOVIC Milos	22.220
20	381 CURTI Carlo	22.575
21	322 BERTON Giovanni	22.646
22	11 EARLE Steve	22.725
23	391 MUGELLI Massimiliano	22.731
24	333 RISITANO Nicholas	23.012
25	377 PRIVITELIO Luciano	23.150
26	369 LA MAZZA Francesco	23.193
27	318 SIMONELLI Gianluigi	23.636
28	251 PERA Riccardo	24.054
29	207 MAGNONI Luca	24.185
30	215 FASCICOLO Giuseppe	24.209
31	228 GARBELLI Enrico	24.211
32	223 CARBONI Gianluca	24.339
33	252 DE CASTRO Sabino	24.527
34	275 GHEZZI Giuseppe	24.588

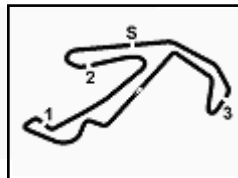
SEG. 3

1	12 FERRARI Lorenzo	25.382
2	58 FILIPPI Luca	25.471
3	3 GRECO Matteo	25.512
4	90 SEGÙ Luca	25.524
5	7 COMANDINI Stefano	25.542
6	14 POSTIGLIONE Vito	25.560
7	25 DI AMATO Daniele	25.569
8	33 FUMANELLI David	25.594
9	8 HUDSPETH Sean	25.637
10	55 DE LUCA Francesco	25.692
11	63 GHIOTTO Luca	25.692
12	29 IACONE Simone	25.813
13	21 VILANDER Toni	25.817
14	77 CABEZAS Jorge	25.883
15	51 CASÉ Lorenzo	25.890
16	88 PEROLINI Pietro	25.970
17	19 LLARENA Mateo	25.990
18	351 PAVLOVIC Milos	26.028
19	399 BARRI Giacomo	26.089
20	322 BERTON Giovanni	26.493
21	11 EARLE Steve	26.495
22	391 MUGELLI Massimiliano	26.945
23	381 CURTI Carlo	26.951
24	333 RISITANO Nicholas	26.974
25	369 LA MAZZA Francesco	27.174
26	377 PRIVITELIO Luciano	27.427
27	215 FASCICOLO Giuseppe	28.235
28	251 PERA Riccardo	28.276
29	318 SIMONELLI Gianluigi	28.372
30	228 GARBELLI Enrico	28.447
31	275 GHEZZI Giuseppe	28.656
32	252 DE CASTRO Sabino	28.663
33	223 CARBONI Gianluca	28.677
34	207 MAGNONI Luca	28.789

SEG. 4

1	58 FILIPPI Luca	20.368
2	14 POSTIGLIONE Vito	20.413
3	21 VILANDER Toni	20.456
4	29 IACONE Simone	20.463
5	25 DI AMATO Daniele	20.502
6	33 FUMANELLI David	20.526
7	55 DE LUCA Francesco	20.542
8	12 FERRARI Lorenzo	20.570
9	8 HUDSPETH Sean	20.579
10	88 PEROLINI Pietro	20.613
11	77 CABEZAS Jorge	20.641
12	7 COMANDINI Stefano	20.663
13	19 LLARENA Mateo	20.672
14	63 GHIOTTO Luca	20.679
15	3 GRECO Matteo	20.701
16	90 SEGÙ Luca	20.704
17	51 CASÉ Lorenzo	20.722
18	351 PAVLOVIC Milos	20.982
19	399 BARRI Giacomo	21.092
20	322 BERTON Giovanni	21.432
21	391 MUGELLI Massimiliano	21.599
22	11 EARLE Steve	21.627
23	381 CURTI Carlo	21.840
24	333 RISITANO Nicholas	21.868
25	377 PRIVITELIO Luciano	22.312
26	369 LA MAZZA Francesco	22.330
27	318 SIMONELLI Gianluigi	22.527
28	251 PERA Riccardo	22.549
29	252 DE CASTRO Sabino	22.774
30	207 MAGNONI Luca	22.831
31	223 CARBONI Gianluca	22.843
32	215 FASCICOLO Giuseppe	22.867
33	228 GARBELLI Enrico	22.997
34	275 GHEZZI Giuseppe	23.046





ACI Racing Weekend Misano, 5-6 Giugno 2021

Campionato Italiano GT Sprint - Ideal Time Qualifiche 2

Misano Circuit Sic 58 4.226 m
1 / 2

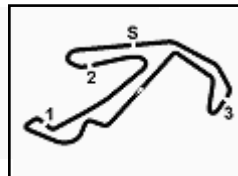
Num. Concorrente	Conditore	Auto	Seg. 1	Seg. 2	Seg. 3	Seg. 4	Ideal Time		
			Diff. 1	Diff. 2	Diff. 3	Diff. 4	Miglior Giro	Pos.	Diff.
1	58 FILIPPI L. (ITA) RAM AUTORACING	Ferrari 488 Evo	24.068 +0.039	21.828 +0.133	25.471 +0.101	20.368	1'31.735 1'32.008	1	0.273
2	25 DI AMATO D. (ITA) RS RACING	Ferrari 488 GT3	24.001 +0.136	21.736 +0.116	25.569 +0.019	20.502 +0.066	1'31.808 1'32.145	4	0.337
3	12 FERRARI L. (ITA) AUDI SPORT ITALIA	AUDI R8 LMS	24.028	21.866	25.382 +0.205	20.570 +0.049	1'31.846 1'32.100	3	0.254
4	14 POSTIGLIONE V. (ITA) AUDI SPORT ITALIA	AUDI R8 LMS	24.168 +0.019	21.824 +0.057	25.560 +0.045	20.413	1'31.965 1'32.086	2	0.121
5	33 FUMANELLI D. (ITA) KESSEL RACING	Ferrari 488 Evo	23.994 +0.153	21.939	25.594 +0.085	20.526	1'32.053 1'32.291	5	0.238
6	3 GRECO M. (ITA) EASY RACE	Ferrari 488 Evo	24.189 +0.116	21.917 +0.093	25.512	20.701	1'32.319 1'32.528	7	0.209
7	21 VILANDER T. (FIN) AF CORSE	Ferrari 488 GTB	24.144 +0.064	21.925 +0.070	25.817 +0.050	20.456	1'32.342 1'32.526	6	0.184
8	90 SEGÙ L. (ITA) AKM MOTORSPORT	Mercedes AMG	24.179 +0.148	21.935	25.524 +0.189	20.704 +0.067	1'32.342 1'32.746	11	0.404
9	7 COMANDINI S. (ITA) CECCATO RACING	BMW M6	24.276	21.917 +0.351	25.542	20.663	1'32.398 1'32.749	12	0.351
10	63 GHIOTTO L. (ITA) IMPERIALE SPORT CAR SERVICE	Lamborghini Huracán	24.260	21.834	25.692 +0.079	20.679 +0.067	1'32.465 1'32.611	9	0.146
11	29 IACONE S. (ITA) VINCENTO SOSPIRI RACING	Lamborghini Huracán	24.254	21.985	25.813	20.463 +0.045	1'32.515 1'32.560	8	0.045
12	8 HUDSPETH S. (SGP) AF CORSE	Ferrari 488 Evo	24.350 +0.013	21.996 +0.020	25.637	20.579 +0.139	1'32.562 1'32.734	10	0.172
13	55 DE LUCA F. (ITA) NOVA RACE EVENTS	Honda NSX	24.365	22.100	25.692 +0.027	20.542 +0.173	1'32.699 1'32.899	13	0.200
14	51 CASÉ L. (ITA) AF CORSE	Ferrari 488 GTB	24.483 +0.076	21.898	25.890	20.722 +0.074	1'32.993 1'33.143	14	0.150
15	77 CABEZAS J. (ESP) NOVA RACE EVENTS	Honda NSX	24.477 +0.061	22.017	25.883	20.641 +0.082	1'33.018 1'33.161	15	0.143
16	88 PEROLINI P. (ITA) LP RACING	Lamborghini Huracán EVO	24.674 +0.034	22.135	25.970	20.613	1'33.392 1'33.426	16	0.034
17	19 LLARENA M. (GCA) IMPERIALE SPORT CAR SERVICE	Lamborghini Huracán	24.706 +0.076	22.161 +0.190	25.990	20.672	1'33.529 1'33.795	17	0.266
18	351 PAVLOVIC M. (SRB) BONALDI MOTORSPORT	Lamborghini Huracán	24.781	22.220	26.028	20.982 +0.123	1'34.011 1'34.134	18	0.123
19	399 BARRI G. (ITA) DIONISIO ERMANNO	Lamborghini Huracán	24.958 +0.021	22.074	26.089	21.092	1'34.213 1'34.234	19	0.021
20	322 BERTON G. (ITA) KRYPTON MOTORSPORT	Porsche 991 GT3 Cup	25.549	22.646	26.493	21.432	1'36.120 1'36.120	20	
21	11 EARLE S. (USA) KESSEL RACING	Ferrari 488 Evo	25.818 +0.006	22.725 +0.272	26.495	21.627	1'36.665 1'36.943	21	0.278
22	381 CURTI C. (ITA) TSUNAMI R.T.	Porsche 991 GT3 Cup	25.594	22.575	26.951	21.840 +0.334	1'36.960 1'37.294	23	0.334
23	391 MUGELLI M. (ITA) BEST LAP	Lamborghini Huracán ST Evo	25.761 +0.077	22.731 +0.104	26.945 +0.002	21.599	1'37.036 1'37.219	22	0.183
24	333 RISITANO N. (ITA) SR&R	Ferrari 488 Challenge	25.736 +0.104	23.012	26.974 +0.167	21.868	1'37.590 1'37.861	24	0.271
25	377 PRIVITELIO L. (ITA) REXAL FFF RACING TEAM	Lamborghini Huracán ST Evo	25.857	23.150	27.427	22.312 +0.205	1'38.746 1'38.951	25	0.205
26	369 LA MAZZA F. (ITA) KRYPTON MOTORSPORT	Porsche 991 GT3 Cup	27.069 +0.106	23.193 +0.737	27.174 +1.441	22.330 +0.024	1'39.766 1'42.074	28	2.308
27	251 PERA R. (ITA) EBIMOTORS	Porsche Cayman 982	26.445 +0.224	24.054	28.276	22.549	1'41.324 1'41.548	26	0.224
28	318 SIMONELLI G. (ITA) BEST LAP	Ferrari 488 Challenge	27.149 +0.096	23.636	28.372	22.527	1'41.684 1'41.780	27	0.096
29	215 FASCICOLO G. (ITA) CECCATO RACING	BMW M4	26.964 +0.190	24.209 +0.076	28.235	22.867	1'42.275 1'42.541	29	0.266
30	228 GARBELLI E. (ITA) NOVA RACE EVENTS	Mercedes AMG	26.932	24.211 +0.129	28.447	22.997 +0.032	1'42.587 1'42.748	30	0.161
31	207 MAGNONI L. (ITA) NOVA RACE EVENTS	Mercedes AMG	26.796 +0.326	24.185 +0.021	28.789 +0.026	22.831 +0.104	1'42.601 1'43.078	32	0.477
32	223 CARBONI G. (ITA) AUTORLANDO SPORT	Porsche 718 Cayman	26.817 +0.128	24.339	28.677	22.843	1'42.676 1'42.804	31	0.128
33	252 DE CASTRO S. (ITA) EBIMOTORS	Porsche Cayman 982	26.767	24.527 +0.196	28.663 +0.110	22.774 +0.107	1'42.731 1'43.144	33	0.413

05/06/2021



Powered by FICr PERUGIA TIMING



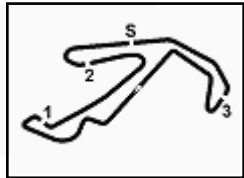


ACI Racing Weekend Misano, 5-6 Giugno 2021
Campionato Italiano GT Sprint - Ideal Time Qualifiche 2

Misano Circuit Sic 58 4.226 m
2 / 2

Num. Concorrente	Conditore	Auto	Seg. 1	Seg. 2	Seg. 3	Seg. 4	Ideal Time		
			Diff. 1	Diff. 2	Diff. 3	Diff. 4	Miglior Giro	Pos.	Diff.
34	275 GHEZZI G. (ITA) AUTORLANDO SPORT	Porsche 718 Cayman	27.008 +0.044	24.588	28.656 +0.050	23.046	1'43.298		
	355 LINOSSI F. (ITA) EASY RACE	Ferrari 488 Challenge						34	0.094
Ideal Time Assoluto			23.994	21.736	25.382	20.368	1'31.480		





ACI Racing Weekend Misano, 5-6 Giugno 2021
Campionato Italiano GT Sprint - Analisi Tempi Qualifiche 2

Misano Circuit Sic 58 4.226 m

1 / 3

3 Easy Race (1'32.528)								19 Imperiale Sport Car Service (1'33.795)							
Giro	Seg.1	Seg.2	Seg.3	Seg.4	T. Giro	km/h	Local Time	Giro	Seg.1	Seg.2	Seg.3	Seg.4	T. Giro	km/h	Local Time
Matteo Greco								Mateo Llarena							
1							10:35'09.674	1		24.114	27.309	21.850		217,3	10:36'58.499
2	43.521	24.053	28.224	23.352	1'59.150P	198,2	10:37'08.824	2	25.132	22.370	26.177	21.027	1'34.706	220,4	10:38'33.205
3	24.358	21.954	26.015	21.797	1'34.124	224,1	10:38'42.948	3	25.179	25.895	26.447	22.891	1'40.412	221,8	10:40'13.617
4	24.189	22.107	25.694	20.846	1'32.836	221,3	10:40'15.784	4	24.935	22.487	26.224	20.886	1'34.532	220,9	10:41'48.149
5	24.290	22.216	26.588	21.705	1'34.799	220,0	10:41'50.583	5	24.782	22.351	25.990	20.672	1'33.795	220,9	10:43'21.944
6	24.305	22.010	25.512	20.701	1'32.528	221,8	10:43'23.111	6	24.706	22.161	27.199	21.486	1'35.552	220,4	10:44'57.496
7	24.218	22.137	26.168	20.867	1'33.390	221,3	10:44'56.501	7	24.764	22.507	26.327	20.890	1'34.488	221,3	10:46'31.984
8	24.435	21.917	25.708	20.887	1'32.947	220,4	10:46'29.448								

7 Ceccato Racing (1'32.749)								21 AF Corse (1'32.526)							
Giro	Seg.1	Seg.2	Seg.3	Seg.4	T. Giro	km/h	Local Time	Giro	Seg.1	Seg.2	Seg.3	Seg.4	T. Giro	km/h	Local Time
Stefano Comandini								Toni Vilander							
1		22.885	26.311	21.206		220,9	10:37'43.796	1		22.917	29.164	21.279		138,1	10:37'48.022
2	24.761	22.244	25.848	20.677	1'33.530	221,8	10:39'17.326	2	24.348	22.163	25.817	20.532	1'32.860	218,2	10:39'20.882
3	24.442	22.142	25.785	20.702	1'33.071	222,2	10:40'50.397	3	24.276	21.974	25.859	20.462	1'32.571	218,6	10:40'53.453
4	24.276	22.268	25.542	20.663	1'32.749	223,1	10:42'23.146	4	24.144	22.436	26.730	21.109	1'34.419	217,3	10:42'27.872
5	24.377	21.917	25.913	21.016	1'33.223	221,8	10:43'56.369	5	24.319	21.925	25.920	20.563	1'32.727	218,2	10:44'00.599
								6	24.208	21.995	25.867	20.456	1'32.526	218,6	10:45'33.125

8 AF Corse (1'32.734)								25 RS Racing (1'32.145)							
Giro	Seg.1	Seg.2	Seg.3	Seg.4	T. Giro	km/h	Local Time	Giro	Seg.1	Seg.2	Seg.3	Seg.4	T. Giro	km/h	Local Time
Sean Hudspeth								Daniele Di Amato							
1		27.625	27.283	21.528		218,2	10:38'41.407	1		22.681	27.043	22.220		218,2	10:38'16.055
2	24.566	22.084	25.849	20.579	1'33.078	220,0	10:40'14.485	2	24.129	21.998	25.569	20.502	1'32.198	220,0	10:39'48.253
3	24.667	22.496	28.203	21.167	1'36.533	191,5	10:41'51.018	3	24.001	21.736	25.751	20.669	1'32.157	220,0	10:41'20.410
4	26.720	26.020	25.892	20.843	1'39.475	220,4	10:43'30.493	4	24.137	21.852	25.588	20.568	1'32.145	220,0	10:42'52.555
5	24.363	22.016	25.637	20.718	1'32.734	220,9	10:45'03.227	5	24.197	21.762	25.727	20.516	1'32.202C	219,5	10:44'24.757

11 Kessel Racing (1'36.943)								29 Vincenzo Sospiri Racing (1'32.560)							
Giro	Seg.1	Seg.2	Seg.3	Seg.4	T. Giro	km/h	Local Time	Giro	Seg.1	Seg.2	Seg.3	Seg.4	T. Giro	km/h	Local Time
Steve Earle								Simone Iacone							
1		23.441	26.959	22.198		217,7	10:36'54.797	1							10:37'30.421
2	25.836	23.125	26.839	21.655	1'37.455	218,6	10:38'32.252	2	44.455	24.233	33.887	24.241	2'06.816P	214,7	10:39'37.237
3	26.156	23.395	26.883	21.768	1'38.202	218,2	10:40'10.454	3	24.483	21.986	25.909	20.463	1'32.841	218,2	10:41'10.078
4	29.898	28.335	27.477	24.117	1'49.827	218,6	10:42'00.281	4	24.254	21.985	25.813	20.508	1'32.560	220,4	10:42'42.638
5	25.824	22.997	26.495	21.627	1'36.943	219,5	10:43'37.224	5	24.295	26.618	35.782	23.799	1'50.494	116,3	10:44'33.132
6	25.818	22.725	27.478	21.919	1'37.940	217,7	10:45'15.164								

12 Audi Sport Italia (1'32.100)								33 Kessel Racing (1'32.291)							
Giro	Seg.1	Seg.2	Seg.3	Seg.4	T. Giro	km/h	Local Time	Giro	Seg.1	Seg.2	Seg.3	Seg.4	T. Giro	km/h	Local Time
Lorenzo Ferrari								David Fumanelli							
1							10:36'11.068	1							10:36'40.989
2	43.172	24.267	26.345	21.407	1'55.191P	215,1	10:38'06.259	2	46.132	25.857	27.866	1'59.341	3'39.196P	217,3	10:40'20.185
3	24.339	22.105	25.525	23.826	1'35.795	217,3	10:39'42.054	3	41.306	22.823	26.412	21.262	1'51.803P	219,5	10:42'11.988
4	24.199	21.954	25.532	20.680	1'32.365	217,7	10:41'14.419	4	24.147	21.939	25.679	20.526	1'32.291	220,4	10:43'44.279
5	24.028	21.866	25.587	20.619	1'32.100	217,7	10:42'46.519								
6	24.128	22.171	27.027	24.421	1'37.747	217,7	10:44'24.266								
7	24.210	22.061	25.382	20.570	1'32.223	218,6	10:45'56.489								

14 Audi Sport Italia (1'32.086)								51 AF Corse (1'33.143)							
Giro	Seg.1	Seg.2	Seg.3	Seg.4	T. Giro	km/h	Local Time	Giro	Seg.1	Seg.2	Seg.3	Seg.4	T. Giro	km/h	Local Time
Vito Postiglione								Lorenzo Casé							
1							10:36'16.420	1		25.644	28.758	22.463		194,2	10:37'01.286
2	42.142	23.620	27.002	21.154	1'53.918P	216,9	10:38'10.338	2	24.669	22.266	26.061	20.796	1'33.792	221,8	10:38'35.078
3	24.271	21.964	25.560	20.576	1'32.371	221,3	10:39'42.709	3	24.546	25.708	27.621	24.395	1'42.270	220,4	10:40'17.348
4	24.345	22.818	27.898	21.025	1'36.086	210,5	10:41'18.795	4	24.555	22.418	25.973	22.192	1'35.138	224,5	10:41'52.486
5	24.187	21.881	25.605	20.413	1'32.086	220,0	10:42'50.881	5	24.761	22.733	26.077	20.722	1'34.293	223,6	10:43'26.779
6	24.168	22.518	28.730	22.009	1'37.425	199,3	10:44'28.306	6	24.559	21.898	25.890	20.796	1'33.143	222,2	10:44'59.922
7	24.221	21.824	25.678	20.626	1'32.349	221,3	10:46'00.655	7	24.483	22.065	25.930	20.725	1'33.203	225,0	10:46'33.125

55 Nova Race Events (1'32.899)							
Giro	Seg.1	Seg.2	Seg.3	Seg.4	T. Giro	km/h	Local Time
Francesco De Luca							
1							10:35'59.174

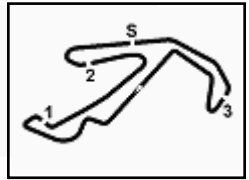
05/06/2021

P = Box In/Out - C = Tempo Invalidato



Powered by FICr PERUGIA TIMING





ACI Racing Weekend Misano, 5-6 Giugno 2021
Campionato Italiano GT Sprint - Analisi Tempi Qualifiche 2

Misano Circuit Sic 58 4.226 m

Qualification table for Luca Filippi (58 RAM Autoracing) with columns for lap number, segments (Seg.1-4), total lap time, and km/h.

Qualification table for Luca Filippi (58 RAM Autoracing) with columns for lap number, segments (Seg.1-4), total lap time, km/h, and local time.

Qualification table for Luca Ghiotto (63 Imperiale Sport Car Service) with columns for lap number, segments (Seg.1-4), total lap time, km/h, and local time.

Qualification table for Jorge Cabezas (77 Nova Race Events) with columns for lap number, segments (Seg.1-4), total lap time, km/h, and local time.

Qualification table for Pietro Perolini (88 LP Racing) with columns for lap number, segments (Seg.1-4), total lap time, km/h, and local time.

Qualification table for Luca Segù (90 AKM Motorsport) with columns for lap number, segments (Seg.1-4), total lap time, km/h, and local time.

Qualification table for Luca Magnoni (207 Nova Race Events) with columns for lap number, segments (Seg.1-4), total lap time, km/h, and local time.

05/06/2021 P = Box In/Out - C = Tempo Invalidato

Qualification table for Giuseppe Fascicolo (215 Ceccato Racing) with columns for lap number, segments (Seg.1-4), total lap time, km/h, and local time.

Qualification table for Gianluca Carboni (223 Autorlando Sport) with columns for lap number, segments (Seg.1-4), total lap time, km/h, and local time.

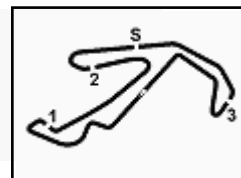
Qualification table for Enrico Garbelli (228 Nova Race Events) with columns for lap number, segments (Seg.1-4), total lap time, km/h, and local time.

Qualification table for Riccardo Pera (251 Ebimotors) with columns for lap number, segments (Seg.1-4), total lap time, km/h, and local time.

Qualification table for Sabino De Castro (252 Ebimotors) with columns for lap number, segments (Seg.1-4), total lap time, km/h, and local time.

Qualification table for Giuseppe Ghezzi (275 Autorlando Sport) with columns for lap number, segments (Seg.1-4), total lap time, km/h, and local time.





ACI Racing Weekend Misano, 5-6 Giugno 2021
Campionato Italiano GT Sprint - Analisi Tempi Qualifiche 2

Misano Circuit Sic 58 4.226 m

3 / 3

6 27.073 25.786 29.519 23.628 1'46.006 199,6 10:59'20.969 6 26.719 23.271 27.581 22.699 1'40.270 **219,1** 11:00'56.139

318 Best Lap (1'41.780)

Giro	Seg.1	Seg.2	Seg.3	Seg.4	T. Giro	km/h	Local Time
Gianluigi Simonelli							
1							10:46'32.428
2	4'15.407	27.486	30.889	23.820	5'37.602P	215,6	10:52'10.030
3	27.794	23.936	28.786	22.842	1'43.358	220,9	10:53'53.388
4	27.245	23.636	28.372	22.527	1'41.780	221,3	10:55'35.168
5	27.448	24.048	28.398	22.548	1'42.442	219,1	10:57'17.610
6	27.149	23.995	28.930	22.545	1'42.619	220,0	10:59'00.229
7	41.156	24.831	28.997	24.283	1'59.267	221,3	11:00'59.496

381 Tsunami R.T. (1'37.294)

Giro	Seg.1	Seg.2	Seg.3	Seg.4	T. Giro	km/h	Local Time
Carlo Curti							
1							10:46'39.148
2	4'11.738	30.722	43.399	23.091	5'48.950P	170,3	10:52'28.098
3	25.957	22.914	27.470	21.840	1'38.181	220,4	10:54'06.279
4	26.309	23.009	26.980	24.838	1'41.136	220,0	10:55'47.415
5	25.673	22.656	27.274	22.456	1'38.059	220,4	10:57'25.474
6	25.594	22.575	26.951	22.174	1'37.294	220,9	10:59'02.768

322 Krypton Motorsport (1'36.120)

Giro	Seg.1	Seg.2	Seg.3	Seg.4	T. Giro	km/h	Local Time
Giovanni Berton							
1							10:51'14.514
2	46.530	26.432	29.541	22.207	2'04.710P	214,7	10:53'19.224
3	25.682	22.693	26.734	21.446	1'36.555	220,9	10:54'55.779
4	25.549	22.646	26.493	21.432	1'36.120	221,8	10:56'31.899
5	25.658	22.646	26.828	21.469	1'36.601	221,8	10:58'08.500

391 Best Lap (1'37.219)

Giro	Seg.1	Seg.2	Seg.3	Seg.4	T. Giro	km/h	Local Time
Massimiliano Mugelli							
1							10:46'21.297
2	4'24.481	24.517	27.931	22.635	5'39.564P	217,7	10:52'00.861
3	25.970	22.857	26.963	21.702	1'37.492	220,4	10:53'38.353
4	25.838	22.835	26.947	21.599	1'37.219	219,5	10:55'15.572
5	25.936	22.802	26.945	21.799	1'37.482	220,9	10:56'53.054
6	25.761	22.731	26.990	21.915	1'37.397	220,0	10:58'30.451

333 SR&R (1'37.861)

Giro	Seg.1	Seg.2	Seg.3	Seg.4	T. Giro	km/h	Local Time
Nicholas Risitano							
1		24.914	29.450	23.611		205,3	10:53'22.952
2	26.070	24.864	29.786	22.774	1'43.494	215,1	10:55'06.446
3	25.840	23.012	27.141	21.868	1'37.861	216,9	10:56'44.307
4	25.736	23.165	26.974	22.012	1'37.887	216,0	10:58'22.194

399 Dionisio Ermanno (1'34.234)

Giro	Seg.1	Seg.2	Seg.3	Seg.4	T. Giro	km/h	Local Time
Giacomo Barri							
1		25.574	28.037	23.468		216,0	10:51'58.579
2	25.172	22.320	26.152	21.168	1'34.812	222,2	10:53'33.391
3	24.979	22.074	26.089	21.092	1'34.234	221,3	10:55'07.625
4	31.231	27.544	33.216	22.559	1'54.550	175,9	10:57'02.175

351 Bonaldi Motorsport (1'34.134)

Giro	Seg.1	Seg.2	Seg.3	Seg.4	T. Giro	km/h	Local Time
Milos Pavlovic							
1		24.179	27.078	21.615		218,6	10:53'14.562
2	25.037	22.347	26.185	20.982	1'34.551	221,3	10:54'49.113
3	24.781	22.220	26.028	21.105	1'34.134	222,2	10:56'23.247
4	25.368	23.292	41.258	26.581	1'56.499	95,8	10:58'19.746

355 Easy Race

Giro	Seg.1	Seg.2	Seg.3	Seg.4	T. Giro	km/h	Local Time
Francesca Linossi							
1							10:57'06.023

369 Krypton Motorsport (1'42.074)

Giro	Seg.1	Seg.2	Seg.3	Seg.4	T. Giro	km/h	Local Time
Francesco La Mazza							
1							10:46'18.891
2	4'28.119	27.705	31.114	24.660	5'51.598P	212,6	10:52'10.489
3	27.984	23.739	28.670	22.673	1'43.066	219,1	10:53'53.555
4	28.279	23.596	28.130	22.330	1'42.335	219,5	10:55'35.890
5	27.175	23.930	28.615	22.354	1'42.074	220,4	10:57'17.964
6	29.320	23.520	27.706	27.341	1'47.887	221,3	10:59'05.851

377 Rexal FFF Racing Team (1'38.951)

Giro	Seg.1	Seg.2	Seg.3	Seg.4	T. Giro	km/h	Local Time
Luciano Privitello							
1		25.508	29.409	24.461		213,9	10:52'16.079
2	26.886	23.846	28.433	22.347	1'41.512	217,3	10:53'57.591
3	25.857	23.150	27.427	22.517	1'38.951	217,7	10:55'36.542
4	27.030	23.887	28.534	22.312	1'41.763	217,7	10:57'18.305
5	27.505	23.471	28.981	37.607	1'57.564	215,6	10:59'15.869

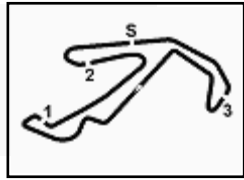
05/06/2021

P = Box In/Out - C = Tempo Invalidato



Powered by FICr PERUGIA TIMING

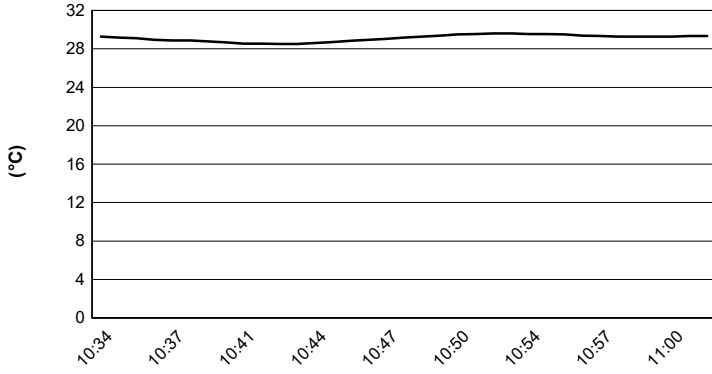




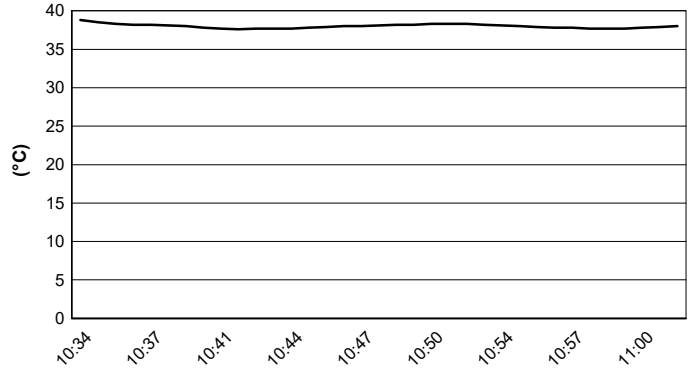
Misano Circuit Sic 58 4.226 m

ACI Racing Weekend Misano, 5-6 Giugno 2021
Campionato Italiano GT Sprint - Meteo Qualifiche 2
Session started 10:35 - Session ended 11:02

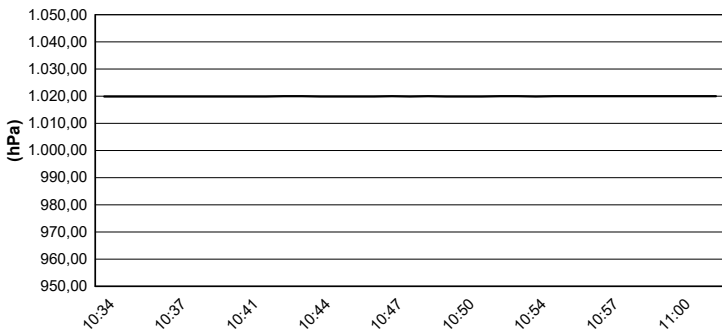
Air Temperature



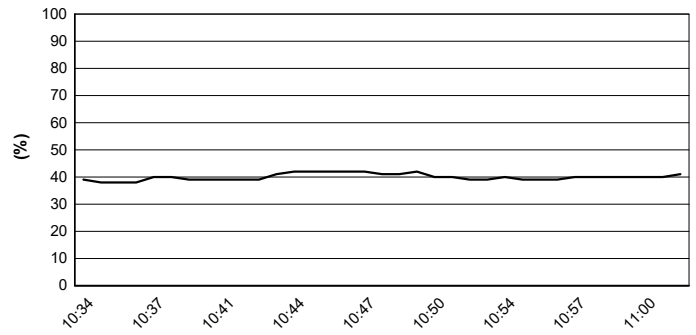
Track Temperature



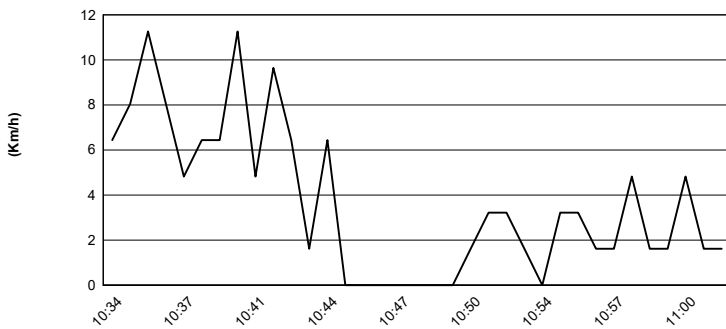
Air Pressure



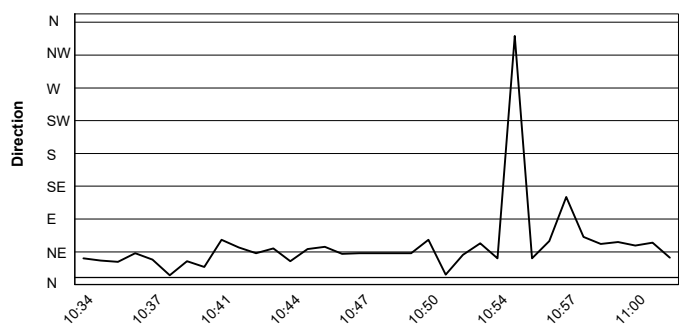
Humidity



Wind Speed



Wind Direction



05/06/2021

