

ACI Racing Weekend Mugello, 03-04 Luglio 2021

Campionato Italiano Gran Turismo Endurance - Classifica Libere 2

Aut.Int. Mugello 5.245 m

| | Conduuttore 1 Num. Concorrente | Conduuttore 2 Team | Conduuttore 3 Auto | Classe | Tempo | Dist. | Media | Giri |
|----|---|---|---|--------|-----------------|--------|---------|------|
| 1 | 60 PICCINI Andrea (ITA) IRON LYNX | SCHIAVONI Claudio (ITA) Iron Lynx | MASTRONARDI Rino (ITA) FERRARI 488 EVO | GT3AM | 1'46.504 | | 177,289 | 27 |
| 2 | 83 GATTING Michelle (DEN) IRON LYNX | FREY Rahel (SUI) Iron Lynx | BOVY Sarah (BEL) FERRARI 488 EVO | GT3AM | 1'46.881 | 0.377 | 176,664 | 26 |
| 3 | 11 EARLE Stephen (USA) KESSEL RACING | PEREL David (RSA) Kessel Racing | SCHIRÒ Niccolò (ITA) FERRARI 488 EVO | GT3PA | 1'47.405 | 0.901 | 175,802 | 28 |
| 4 | 7 COMANDINI Stefano (ITA) CECCATO RACING | ZUG Marius (DEU) Ceccato Racing | SPENGLER Bruno (CAN) BMW M6 | GT3PR | 1'47.709 | 1.205 | 175,306 | 19 |
| 5 | 33 CUHADAROGLU Murat (TUR) KESSEL RACING | FUMANELLI David (ITA) Kessel Racing | FERRARI 488 EVO | GT3PA | 1'47.714 | 1.210 | 175,298 | 26 |
| 6 | 12 DRUDI Mattia (ITA) AUDI SPORT ITALIA | FERRARI Lorenzo (ITA) Audi Sport Italia | AGOSTINI Riccardo (ITA) AUDI R8 LMS | GT3PR | 1'47.785 | 1.281 | 175,182 | 26 |
| 7 | 25 DI AMATO Daniele (ITA) RS RACING | VEZZONI Alessandro (ITA) RS Racing | FERRARI 488 EVO | GT3PA | 1'48.269 | 1.765 | 174,399 | 27 |
| 8 | 8 SCHREINER Carrie (DEU) AF CORSE | HUDSPETH Sean (SGP) AF Corse | FUOCO Antonio (ITA) FERRARI 488 EVO | GT3PR | 1'48.345 | 1.841 | 174,277 | 23 |
| 9 | 63 DI FOLCO Alberto (ITA) IMPERIALE RACING | AMICI Andrea (ITA) Imperiale Racing | MIDDLETON Stuart (GBR) LAMBORGHINI HURACÁN | GT3PR | 1'48.644 | 2.140 | 173,797 | 25 |
| 10 | 77 MAGNONI Luca (ITA) NOVA RACE | ZANOTTI Erwin (ITA) Nova Race | HONDA NSX | GT3AM | 1'48.979 | 2.475 | 173,263 | 24 |
| 11 | 88 PEROLINI Pietro (ITA) LP RACING | NEGRO Angelo (CAN) LP Racing | VEGLIA Lorenzo (ITA) LAMBORGHINI HURACÁN | GT3PA | 1'49.132 | 2.628 | 173,020 | 23 |
| 12 | 27 FISICHELLA Giancarlo (ITA) SCUDERIA BALDINI 27 | GAI Stefano (ITA) Scuderia Baldini 27 | ZAMPIERI Daniel (SUI) FERRARI 488 EVO | GT3PR | 1'49.185 | 2.681 | 172,936 | 25 |
| 13 | 14 SALAQUARDA Filip (CZE) AUDI SPORT ITALIA | BASZ Karol (POL) Audi Sport Italia | POSTIGLIONE Vito (ITA) AUDI R8 LMS | GT3PR | 1'49.718 | 3.214 | 172,096 | 17 |
| 14 | 3 GRECO Matteo (ITA) EASY RACE | CRESTANI Fabrizio (ITA) Easy Race | FILIPPI Luca (ITA) FERRARI 488 EVO | GT3PR | 1'49.906 | 3.402 | 171,801 | 26 |
| 15 | 21 MANN Simon (USA) AF CORSE | CRESSONI Matteo (ITA) AF Corse | FERRARI 488 EVO | GT3PA | 1'50.235 | 3.731 | 171,289 | 25 |
| 16 | 399 DIONISIO Ermanno (ITA) DIONISIO ERMANNO | VARINI Alfredo (ITA) | BARRI Giacomo (ITA) LAMBORGHINI HURACÁN ST | GTC | 1'52.711 | 6.207 | 167,526 | 26 |
| 17 | 333 DEMARCHI Luca (ITA) SR&R | RISITANO Nicholas (ITA) SR&R | BARBOLINI Edoardo (ITA) FERRARI 488 CHALLENGE | GTC | 1'56.011 | 9.507 | 162,760 | 21 |
| 18 | 321 DELACOUR Hugo (ITA) AF CORSE | SBIRRAZUOLI Cédric (MCO) AF Corse | FERRARI 488 CHALLENGE | GTC | 1'57.020 | 10.516 | 161,357 | 16 |
| 19 | 334 BARATTO Jacopo Michele (ITA) SR&R | BECAGLI Leonardo (ITA) SR&R | VINELLA Giorgio (ITA) FERRARI 458 CHALLENGE | GTC | 1'58.127 | 11.623 | 159,845 | 11 |
| 20 | 215 NERI Nicola (ITA) CECCATO RACING | FASCICOLO Giuseppe (ITA) Ceccato Racing | NILSSON Alfred (SWE) BMW M4 | GT4AM | 1'58.770 | 12.266 | 158,980 | 24 |

| | | | |
|------------|-----|-------|------|
| Umidità | 48% | ARIA | 28°C |
| Condizioni | DRY | Pista | 48°C |

Direttore di Gara : Antonio Canu

Direttore di Prova : Alessandro Ferrari

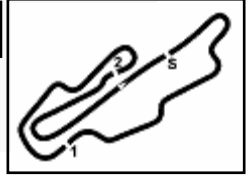
02/07/2021 Inizio 16:29 Fine 17:32

Esposta alle:



Powered by FICr PERUGIA TIMING





ACI Racing Weekend Mugello, 03-04 Luglio 2021

Campionato Italiano Gran Turismo Endurance - Best Sectors & Speed Libere 2

Aut.Int. Mugello 5.245 m

MIGLIOR GIRO

| | | | |
|----|------------------------|------------------------|----------|
| 1 | 60 IRON LYNX | Ferrari 488 Evo | 1'46.504 |
| 2 | 83 IRON LYNX | Ferrari 488 Evo | 1'46.881 |
| 3 | 11 KESSEL RACING | Ferrari 488 Evo | 1'47.405 |
| 4 | 7 CECCATO RACING | BMW M6 | 1'47.709 |
| 5 | 33 KESSEL RACING | Ferrari 488 Evo | 1'47.714 |
| 6 | 12 AUDI SPORT ITALIA | AUDI R8 LMS | 1'47.785 |
| 7 | 25 RS RACING | Ferrari 488 Evo | 1'48.269 |
| 8 | 8 AF CORSE | Ferrari 488 Evo | 1'48.345 |
| 9 | 63 IMPERIALE RACING | Lamborghini Huracán | 1'48.644 |
| 10 | 77 NOVA RACE | Honda NSX | 1'48.979 |
| 11 | 88 LP RACING | Lamborghini Huracán | 1'49.132 |
| 12 | 27 SCUDERIA BALDINI 27 | Ferrari 488 Evo | 1'49.185 |
| 13 | 14 AUDI SPORT ITALIA | AUDI R8 LMS | 1'49.718 |
| 14 | 3 EASY RACE | Ferrari 488 Evo | 1'49.906 |
| 15 | 21 AF CORSE | Ferrari 488 Evo | 1'50.235 |
| 16 | 399 DIONISIO ERMANNIO | Lamborghini Huracan ST | 1'52.711 |
| 17 | 333 SR&R | Ferrari 488 Challenge | 1'56.011 |
| 18 | 321 AF CORSE | Ferrari 488 Challenge | 1'57.020 |
| 19 | 334 SR&R | Ferrari 458 Challenge | 1'58.127 |
| 20 | 215 CECCATO RACING | BMW M4 | 1'58.770 |

SPEED

| | | | |
|----|------------------------|------------------------|-------|
| 1 | 7 CECCATO RACING | BMW M6 | 266,0 |
| 2 | 321 AF CORSE | Ferrari 488 Challenge | 266,0 |
| 3 | 333 SR&R | Ferrari 488 Challenge | 262,1 |
| 4 | 77 NOVA RACE | Honda NSX | 262,1 |
| 5 | 3 EASY RACE | Ferrari 488 Evo | 260,9 |
| 6 | 11 KESSEL RACING | Ferrari 488 Evo | 260,2 |
| 7 | 33 KESSEL RACING | Ferrari 488 Evo | 259,0 |
| 8 | 399 DIONISIO ERMANNIO | Lamborghini Huracan ST | 259,0 |
| 9 | 334 SR&R | Ferrari 458 Challenge | 258,4 |
| 10 | 83 IRON LYNX | Ferrari 488 Evo | 258,4 |
| 11 | 12 AUDI SPORT ITALIA | AUDI R8 LMS | 257,1 |
| 12 | 14 AUDI SPORT ITALIA | AUDI R8 LMS | 257,1 |
| 13 | 25 RS RACING | Ferrari 488 Evo | 255,9 |
| 14 | 8 AF CORSE | Ferrari 488 Evo | 255,3 |
| 15 | 60 IRON LYNX | Ferrari 488 Evo | 255,3 |
| 16 | 21 AF CORSE | Ferrari 488 Evo | 255,3 |
| 17 | 27 SCUDERIA BALDINI 27 | Ferrari 488 Evo | 254,7 |
| 18 | 63 IMPERIALE RACING | Lamborghini Huracán | 252,9 |
| 19 | 88 LP RACING | Lamborghini Huracán | 252,9 |
| 20 | 215 CECCATO RACING | BMW M4 | 242,2 |

SEG. 1

| | | |
|----|------------------------|--------|
| 1 | 11 KESSEL RACING | 36.361 |
| 2 | 60 IRON LYNX | 36.387 |
| 3 | 83 IRON LYNX | 36.475 |
| 4 | 33 KESSEL RACING | 36.707 |
| 5 | 63 IMPERIALE RACING | 36.748 |
| 6 | 25 RS RACING | 36.795 |
| 7 | 7 CECCATO RACING | 36.857 |
| 8 | 12 AUDI SPORT ITALIA | 36.861 |
| 9 | 8 AF CORSE | 36.902 |
| 10 | 27 SCUDERIA BALDINI 27 | 37.100 |
| 11 | 14 AUDI SPORT ITALIA | 37.238 |
| 12 | 88 LP RACING | 37.317 |
| 13 | 3 EASY RACE | 37.323 |
| 14 | 77 NOVA RACE | 37.342 |
| 15 | 21 AF CORSE | 37.388 |
| 16 | 399 DIONISIO ERMANNIO | 38.369 |
| 17 | 333 SR&R | 39.134 |
| 18 | 321 AF CORSE | 39.710 |
| 19 | 334 SR&R | 40.049 |
| 20 | 215 CECCATO RACING | 40.420 |

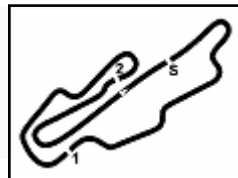
SEG. 2

| | | |
|----|------------------------|--------|
| 1 | 60 IRON LYNX | 32.040 |
| 2 | 8 AF CORSE | 32.328 |
| 3 | 83 IRON LYNX | 32.371 |
| 4 | 11 KESSEL RACING | 32.443 |
| 5 | 12 AUDI SPORT ITALIA | 32.595 |
| 6 | 33 KESSEL RACING | 32.657 |
| 7 | 7 CECCATO RACING | 32.747 |
| 8 | 63 IMPERIALE RACING | 32.890 |
| 9 | 88 LP RACING | 32.910 |
| 10 | 25 RS RACING | 32.927 |
| 11 | 27 SCUDERIA BALDINI 27 | 33.153 |
| 12 | 77 NOVA RACE | 33.190 |
| 13 | 21 AF CORSE | 33.456 |
| 14 | 14 AUDI SPORT ITALIA | 33.497 |
| 15 | 3 EASY RACE | 33.531 |
| 16 | 399 DIONISIO ERMANNIO | 34.814 |
| 17 | 333 SR&R | 36.114 |
| 18 | 215 CECCATO RACING | 36.461 |
| 19 | 321 AF CORSE | 36.602 |
| 20 | 334 SR&R | 36.621 |

SEG. 3

| | | |
|----|------------------------|--------|
| 1 | 83 IRON LYNX | 38.035 |
| 2 | 60 IRON LYNX | 38.077 |
| 3 | 7 CECCATO RACING | 38.105 |
| 4 | 8 AF CORSE | 38.123 |
| 5 | 11 KESSEL RACING | 38.161 |
| 6 | 33 KESSEL RACING | 38.199 |
| 7 | 12 AUDI SPORT ITALIA | 38.329 |
| 8 | 77 NOVA RACE | 38.447 |
| 9 | 25 RS RACING | 38.480 |
| 10 | 27 SCUDERIA BALDINI 27 | 38.593 |
| 11 | 63 IMPERIALE RACING | 38.680 |
| 12 | 88 LP RACING | 38.719 |
| 13 | 14 AUDI SPORT ITALIA | 38.749 |
| 14 | 21 AF CORSE | 38.873 |
| 15 | 3 EASY RACE | 38.884 |
| 16 | 399 DIONISIO ERMANNIO | 39.511 |
| 17 | 321 AF CORSE | 40.640 |
| 18 | 333 SR&R | 40.698 |
| 19 | 334 SR&R | 41.457 |
| 20 | 215 CECCATO RACING | 41.889 |





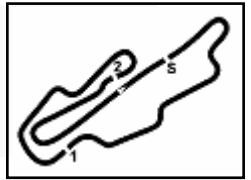
ACI Racing Weekend Mugello, 03-04 Luglio 2021

Campionato Italiano Gran Turismo Endurance - Ideal Time Libere 2

Aut.Int. Mugello 5.245 m

| Num. Concorrente | Auto | Seg. 1 | Seg. 2 | Seg. 3 | Ideal Time | | |
|----------------------------|------------------------|-------------------------|------------------|------------------|-----------------------------|------|-------|
| | | Diff. 1 | Diff. 2 | Diff. 3 | Miglior Giro | Pos. | Diff. |
| 1 60 IRON LYNX | Ferrari 488 Evo | 36.387 | 32.040 | 38.077 | 1'46.504 1'46.504 | 1 | |
| 2 83 IRON LYNX | Ferrari 488 Evo | 36.475 | 32.371 | 38.035 | 1'46.881 1'46.881 | 2 | |
| 3 11 KESSEL RACING | Ferrari 488 Evo | 36.361 +0.017 | 32.443 | 38.161 +0.423 | 1'46.965 1'47.405 | 3 | 0.440 |
| 4 8 AF CORSE | Ferrari 488 Evo | 36.902 +0.132 | 32.328 +0.860 | 38.123 | 1'47.353 1'48.345 | 8 | 0.992 |
| 5 33 KESSEL RACING | Ferrari 488 Evo | 36.707 +0.151 | 32.657 | 38.199 | 1'47.563 1'47.714 | 5 | 0.151 |
| 6 7 CECCATO RACING | BMW M6 | 36.857 | 32.747 | 38.105 | 1'47.709 1'47.709 | 4 | |
| 7 12 AUDI SPORT ITALIA | AUDI R8 LMS | 36.861 | 32.595 | 38.329 | 1'47.785 1'47.785 | 6 | |
| 8 25 RS RACING | Ferrari 488 Evo | 36.795 +0.067 | 32.927 | 38.480 | 1'48.202 1'48.269 | 7 | 0.067 |
| 9 63 IMPERIALE RACING | Lamborghini Huracán | 36.748 +0.318 | 32.890 | 38.680 +0.008 | 1'48.318 1'48.644 | 9 | 0.326 |
| 10 27 SCUDERIA BALDINI 27 | Ferrari 488 Evo | 37.100 | 33.153 +0.125 | 38.593 +0.214 | 1'48.846 1'49.185 | 12 | 0.339 |
| 11 88 LP RACING | Lamborghini Huracán | 37.317 +0.186 | 32.910 | 38.719 | 1'48.946 1'49.132 | 11 | 0.186 |
| 12 77 NOVA RACE | Honda NSX | 37.342 | 33.190 | 38.447 | 1'48.979 1'48.979 | 10 | |
| 13 14 AUDI SPORT ITALIA | AUDI R8 LMS | 37.238 | 33.497 +0.164 | 38.749 +0.070 | 1'49.484 1'49.718 | 13 | 0.234 |
| 14 21 AF CORSE | Ferrari 488 Evo | 37.388 +0.489 | 33.456 | 38.873 +0.029 | 1'49.717 1'50.235 | 15 | 0.518 |
| 15 3 EASY RACE | Ferrari 488 Evo | 37.323 | 33.531 | 38.884 +0.168 | 1'49.738 1'49.906 | 14 | 0.168 |
| 16 399 DIONISIO ERMANNIO | Lamborghini Huracan ST | 38.369 | 34.814 | 39.511 +0.017 | 1'52.694 1'52.711 | 16 | 0.017 |
| 17 333 SR&R | Ferrari 488 Challenge | 39.134 +0.046 | 36.114 | 40.698 +0.019 | 1'55.946 1'56.011 | 17 | 0.065 |
| 18 321 AF CORSE | Ferrari 488 Challenge | 39.710 +0.055 | 36.602 | 40.640 +0.013 | 1'56.952 1'57.020 | 18 | 0.068 |
| 19 334 SR&R | Ferrari 458 Challenge | 40.049 | 36.621 | 41.457 | 1'58.127 1'58.127 | 19 | |
| 20 215 CECCATO RACING | BMW M4 | 40.420 | 36.461 | 41.889 | 1'58.770 1'58.770 | 20 | |
| Ideal Time Assoluto | | 36.361 | 36.361 | 32.040 38.035 | 1'46.436 | | |





ACI Racing Weekend Mugello, 03-04 Luglio 2021
Campionato Italiano Gran Turismo Endurance - Analisi Tempi Libere 2

Aut.Int. Mugello 5.245 m

1 / 5

3 Easy Race (1'49.906)

| Giro | Seg.1 | Seg.2 | Seg.3 | T. Giro | km/h | Local Time |
|------|---------------|---------------|---------------|-----------------|--------------|--------------|
| | | | | | | 16:30'18.836 |
| 1 | 44.142 | 36.975 | 45.423 | 2'06.540P | 163,9 | 16:32'25.376 |
| 2 | 37.789 | 34.140 | 38.999 | 1'50.928 | 254,1 | 16:34'16.304 |
| 3 | 38.265 | 39.227 | 39.525 | 1'57.017 | 255,3 | 16:36'13.321 |
| 4 | 37.417 | 33.721 | 38.996 | 1'50.134 | 254,1 | 16:38'03.455 |
| 5 | 37.415 | 33.848 | 38.954 | 1'50.217 | 255,9 | 16:39'53.672 |
| 6 | 38.583 | 36.036 | 3'31.859 | 4'46.478P | 255,3 | 16:44'40.150 |
| 7 | 41.536 | 33.786 | 38.884 | 1'54.206P | 169,3 | 16:46'34.356 |
| 8 | 37.405 | 35.691 | 40.806 | 1'53.902 | 260,9 | 16:48'28.258 |
| 9 | 37.630 | 33.616 | 39.000 | 1'50.246 | 254,1 | 16:50'18.504 |
| 10 | 37.755 | 33.719 | 38.920 | 1'50.394 | 252,9 | 16:52'08.898 |
| 11 | 37.323 | 33.531 | 39.052 | 1'49.906 | 254,7 | 16:53'58.804 |
| 12 | 38.970 | 35.392 | 2'22.623 | 3'36.985P | 254,1 | 16:57'35.789 |
| 13 | 43.833 | 34.810 | 38.953 | 1'57.596P | 170,6 | 16:59'33.385 |
| 14 | 37.584 | 33.713 | 39.148 | 1'50.445 | 254,1 | 17:01'23.830 |
| 15 | 37.326 | 33.621 | 2'51.579 | 4'02.526P | 254,7 | 17:05'26.356 |
| 16 | 46.360 | 35.703 | 42.236 | 2'04.299P | 148,4 | 17:07'30.655 |
| 17 | 37.728 | 34.057 | 39.962 | 1'51.747 | 254,7 | 17:09'22.402 |
| 18 | 37.775 | 33.824 | 38.931 | 1'50.530 | 254,1 | 17:11'12.932 |
| 19 | 38.290 | 33.910 | 5'10.763 | 6'22.963P | 255,9 | 17:17'35.895 |
| 20 | 42.000 | 34.164 | 39.256 | 1'55.420P | 169,3 | 17:19'31.315 |
| 21 | 37.894 | 33.815 | 38.930 | 1'50.639 | 254,1 | 17:21'21.954 |
| 22 | 37.736 | 33.934 | 38.986 | 1'50.656 | 251,7 | 17:23'12.610 |
| 23 | 39.361 | 34.619 | 39.870 | 1'53.850 | 251,7 | 17:25'06.460 |
| 24 | 38.439 | 35.185 | 38.940 | 1'52.564 | 255,9 | 17:26'59.024 |
| 25 | 37.580 | 33.923 | 39.040 | 1'50.543 | 258,4 | 17:28'49.567 |
| 26 | 37.599 | 33.792 | 39.193 | 1'50.584 | 254,1 | 17:30'40.151 |

| | | | | | | |
|----|---------------|---------------|---------------|-----------------|-------|--------------|
| 6 | 43.412 | 34.995 | 39.521 | 1'57.928P | 170,3 | 16:47'01.782 |
| 7 | 37.516 | 33.762 | 38.972 | 1'50.250 | 252,3 | 16:48'52.032 |
| 8 | 37.691 | 33.800 | 38.838 | 1'50.329 | 253,5 | 16:50'42.361 |
| 9 | 37.783 | 33.778 | 38.888 | 1'50.449 | 253,5 | 16:52'32.810 |
| 10 | 38.578 | 35.003 | 39.353 | 1'52.934 | 254,7 | 16:54'25.744 |
| 11 | 37.868 | 34.023 | 4'13.601 | 5'25.492P | 252,3 | 16:59'51.236 |
| 12 | 43.253 | 35.694 | 39.939 | 1'58.886P | 170,9 | 17:01'50.122 |
| 13 | 37.034 | 33.188 | 38.123 | 1'48.345 | 252,3 | 17:03'38.467 |
| 14 | 36.902 | 32.328 | 4'21.764 | 5'30.994P | 254,7 | 17:09'09.461 |
| 15 | 41.757 | 33.766 | 39.404 | 1'54.927P | 169,5 | 17:11'04.388 |
| 16 | 38.050 | 33.692 | 38.913 | 1'50.655 | 250,6 | 17:12'55.043 |
| 17 | 38.040 | | 5'06.430P | | 253,5 | 17:18'01.473 |
| 18 | 42.039 | 34.583 | 41.055 | 1'57.677P | 169,0 | 17:19'59.150 |
| 19 | 37.934 | 33.929 | 39.216 | 1'51.079 | 252,9 | 17:21'50.229 |
| 20 | 38.022 | 33.785 | 39.465 | 1'51.272 | 254,7 | 17:23'41.501 |
| 21 | 37.922 | 33.510 | 39.058 | 1'50.490 | 254,7 | 17:25'31.991 |
| 22 | 37.772 | 33.349 | 38.902 | 1'50.023 | 251,7 | 17:27'22.014 |
| 23 | 37.723 | 33.478 | 38.813 | 1'50.014 | 253,5 | 17:29'12.028 |

11 Kessel Racing (1'47.405)

| Giro | Seg.1 | Seg.2 | Seg.3 | T. Giro | km/h | Local Time |
|------|---------------|---------------|---------------|-----------------|--------------|--------------|
| | | | | | | 16:30'30.512 |
| 1 | 42.358 | 33.721 | 43.064 | 1'59.143P | 163,6 | 16:32'29.655 |
| 2 | 37.182 | 33.003 | 38.491 | 1'48.676 | 253,5 | 16:34'18.331 |
| 3 | 36.943 | 32.813 | 38.329 | 1'48.085 | 255,9 | 16:36'06.416 |
| 4 | 36.891 | 32.585 | 2'40.810 | 3'50.286P | 254,7 | 16:39'56.702 |
| 5 | 44.340 | 36.791 | 40.561 | 2'01.692P | 169,5 | 16:41'58.394 |
| 6 | 39.564 | 36.470 | 39.734 | 1'55.768 | 251,7 | 16:43'54.162 |
| 7 | 39.320 | 36.322 | 40.190 | 1'55.832 | 253,5 | 16:45'49.994 |
| 8 | 39.258 | 36.156 | 40.354 | 1'55.768 | 253,5 | 16:47'45.762 |
| 9 | 38.916 | 36.062 | 40.272 | 1'55.250 | 253,5 | 16:49'41.012 |
| 10 | 38.910 | 36.072 | 40.301 | 1'55.283 | 252,3 | 16:51'36.295 |
| 11 | 39.016 | 36.096 | 40.454 | 1'55.566 | 252,3 | 16:53'31.861 |
| 12 | 38.902 | 36.110 | 40.604 | 1'55.616 | 251,7 | 16:55'27.477 |
| 13 | 43.943 | | | 2'41.172P | 252,9 | 16:58'08.649 |
| 14 | 46.038 | 34.663 | 38.761 | 1'59.462P | 139,2 | 17:00'08.111 |
| 15 | 36.740 | 32.539 | 38.161 | 1'47.440 | 252,9 | 17:01'55.551 |
| 16 | 36.361 | 33.219 | 39.921 | 1'49.501 | 260,2 | 17:03'45.052 |
| 17 | 36.378 | 32.443 | 38.584 | 1'47.405 | 255,9 | 17:05'32.457 |
| 18 | 37.422 | 34.432 | 39.325 | 1'51.179 | 254,1 | 17:07'23.636 |
| 19 | 36.733 | 32.550 | 38.363 | 1'47.646 | 256,5 | 17:09'11.282 |
| 20 | 37.003 | 36.060 | 43.483 | 1'56.546 | 257,8 | 17:11'07.828 |
| 21 | 36.714 | 32.910 | 38.448 | 1'48.072 | 255,3 | 17:12'55.900 |
| 22 | 37.587 | | | 4'42.455P | 257,8 | 17:17'38.355 |
| 23 | 51.398 | 47.540 | 40.133 | 2'19.071P | 169,0 | 17:19'57.426 |
| 24 | 36.985 | 34.324 | 39.550 | 1'50.859 | 256,5 | 17:21'48.285 |
| 25 | 36.942 | 34.791 | 39.883 | 1'51.616 | 256,5 | 17:23'39.901 |
| 26 | 36.864 | 32.867 | 38.385 | 1'48.116 | 256,5 | 17:25'28.017 |
| 27 | 36.735 | 33.486 | 42.605 | 1'52.826 | 257,8 | 17:27'20.843 |
| 28 | 36.822 | 32.716 | 38.403 | 1'47.941 | 255,9 | 17:29'08.784 |

12 Audi Sport Italia (1'47.785)

| Giro | Seg.1 | Seg.2 | Seg.3 | T. Giro | km/h | Local Time |
|------|----------|--------|--------|-----------|-------|--------------|
| | | | | | | 16:32'05.961 |
| 1 | 46.382 | 40.697 | 41.665 | 2'08.744P | 163,4 | 16:34'14.705 |
| 2 | 38.046 | 34.201 | 42.098 | 1'54.345 | 252,3 | 16:36'09.050 |
| 3 | 37.838 | 33.388 | 38.802 | 1'50.028 | 254,7 | 16:37'59.078 |
| 4 | 37.297 | 32.864 | 38.724 | 1'48.885 | 254,1 | 16:39'47.963 |
| 5 | 38.293 | | | 2'35.956P | 256,5 | 16:42'23.919 |
| 6 | 43.981 | 34.652 | 39.070 | 1'57.703P | 161,4 | 16:44'21.622 |
| 7 | 1'06.849 | 36.740 | 39.153 | 2'22.742 | 253,5 | 16:46'44.364 |

8 AF Corse (1'48.345)

| Giro | Seg.1 | Seg.2 | Seg.3 | T. Giro | km/h | Local Time |
|------|--------|--------|----------|-----------|--------------|--------------|
| | | | | | | 16:30'20.193 |
| 1 | 43.693 | 36.648 | 41.404 | 2'01.745P | 169,8 | 16:32'21.938 |
| 2 | 37.643 | 33.108 | 38.451 | 1'49.202 | 254,7 | 16:34'11.140 |
| 3 | 37.263 | 33.392 | 4'04.008 | 5'14.663P | 255,3 | 16:39'25.803 |
| 4 | 44.031 | 36.514 | 41.014 | 2'01.559P | 168,2 | 16:41'27.362 |
| 5 | 38.663 | 35.290 | 2'22.539 | 3'36.492P | 249,4 | 16:45'03.854 |

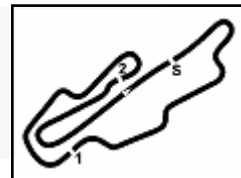
02/07/2021

P = Box In/Out - C = Tempo Invalidato



Powered by FICr PERUGIA TIMING





ACI Racing Weekend Mugello, 03-04 Luglio 2021
Campionato Italiano Gran Turismo Endurance - Analisi Tempi Libere 2

Aut.Int. Mugello 5.245 m

3 / 5

| | | | | | | | | | | | | | |
|----|--------|--------|--------|-----------|-------|--------------|----|--------|--------|----------|-----------|-------|--------------|
| 19 | 41.323 | 34.516 | 39.144 | 1'54.983P | 170,1 | 17:19'34.685 | 21 | 38.838 | 41.759 | 4'02.980 | 5'23.577P | 251,2 | 17:18'13.529 |
| 20 | 38.120 | 33.450 | 38.881 | 1'50.451 | 252,3 | 17:21'25.136 | 22 | 51.481 | 42.540 | 1'43.437 | 3'17.458P | 133,3 | 17:21'30.987 |
| 21 | 37.878 | 33.423 | 38.819 | 1'50.120 | 251,7 | 17:23'15.256 | 23 | 45.319 | 35.956 | 40.095 | 2'01.370P | 150,8 | 17:23'32.357 |
| 22 | 37.725 | 33.687 | 38.823 | 1'50.235 | 252,9 | 17:25'05.491 | 24 | 37.353 | 32.932 | 38.476 | 1'48.761 | 252,3 | 17:25'21.118 |
| 23 | 38.174 | 34.492 | 38.824 | 1'51.490 | 254,1 | 17:26'56.981 | 25 | 37.040 | 33.251 | 38.363 | 1'48.654 | 253,5 | 17:27'09.772 |
| 24 | 37.710 | 33.383 | 38.656 | 1'49.749 | 253,5 | 17:28'46.730 | 26 | 37.077 | 33.872 | 38.486 | 1'49.435 | 254,7 | 17:28'59.207 |
| 25 | 37.588 | 33.494 | 38.848 | 1'49.930 | 253,5 | 17:30'36.660 | 27 | 36.986 | 33.455 | 45.225 | 1'55.666 | 254,7 | 17:30'54.873 |

33 Kessel Racing (1'47.714)

63 Imperiale Racing (1'48.644)

| Giro | Seg.1 | Seg.2 | Seg.3 | T. Giro | km/h | Local Time | Giro | Seg.1 | Seg.2 | Seg.3 | T. Giro | km/h | Local Time |
|------|---------------|---------------|---------------|-----------------|--------------|--------------|------|---------------|---------------|---------------|-----------------|--------------|--------------|
| | | | | | | 16:31'44.315 | | | | | | | 16:31'50.349 |
| 1 | 51.551 | 38.513 | 43.308 | 2'13.372P | | 16:33'57.687 | 1 | 44.328 | 35.574 | 40.390 | 2'00.292P | 151,9 | 16:33'50.641 |
| 2 | 39.334 | 34.593 | 40.291 | 1'54.218 | 251,2 | 16:35'51.905 | 2 | 37.820 | 34.295 | 39.006 | 1'51.121 | 251,2 | 16:35'41.762 |
| 3 | 39.309 | 34.790 | 39.772 | 1'53.871 | 258,4 | 16:37'45.776 | 3 | 38.156 | 33.732 | 40.544 | 1'52.432 | 251,2 | 16:37'34.194 |
| 4 | 38.478 | 34.987 | 39.868 | 1'53.333 | 255,3 | 16:39'39.109 | 4 | 37.066 | 32.890 | 38.688 | 1'48.644 | 250,0 | 16:39'22.838 |
| 5 | 38.900 | 36.259 | 2'00.185 | 3'15.344P | 254,7 | 16:42'54.453 | 5 | 37.084 | 33.045 | 38.930 | 1'49.059 | 249,4 | 16:41'11.897 |
| 6 | 46.512 | 35.443 | 39.211 | 2'01.166P | 144,4 | 16:44'55.619 | 6 | 37.039 | 33.481 | 38.860 | 1'49.380 | 250,6 | 16:43'01.277 |
| 7 | 38.009 | 34.179 | 39.183 | 1'51.371 | 255,9 | 16:46'46.990 | 7 | 37.066 | 33.158 | 38.818 | 1'49.042 | 251,7 | 16:44'50.319 |
| 8 | 37.373 | 34.010 | 40.147 | 1'51.530 | 254,1 | 16:48'38.520 | 8 | 37.677 | 34.087 | 39.052 | 1'50.816 | 250,6 | 16:46'41.135 |
| 9 | 39.584 | 35.051 | 40.240 | 1'54.875 | 254,1 | 16:50'33.395 | 9 | 36.748 | 37.094 | 5'37.108 | 6'50.950P | 250,6 | 16:53'32.085 |
| 10 | 38.194 | 34.068 | 39.630 | 1'51.892 | 252,3 | 16:52'25.287 | 10 | 41.448 | 34.352 | 39.852 | 1'55.652P | 169,0 | 16:55'27.737 |
| 11 | 39.355 | | | 3'22.091P | 254,1 | 16:55'47.378 | 11 | 37.684 | 33.961 | 40.051 | 1'51.696 | 252,9 | 16:57'19.433 |
| 12 | 45.713 | 36.082 | 39.104 | 2'00.899P | 148,1 | 16:57'48.277 | 12 | 37.669 | 33.522 | 39.122 | 1'50.313 | 248,3 | 16:59'09.746 |
| 13 | 37.094 | 35.059 | 41.186 | 1'53.339 | 257,1 | 16:59'41.616 | 13 | 37.484 | 33.775 | 39.336 | 1'50.595 | 248,8 | 17:01'00.341 |
| 14 | 36.795 | 32.666 | 38.307 | 1'47.768 | 257,1 | 17:01'29.384 | 14 | 37.506 | 33.351 | 39.103 | 1'49.960 | 249,4 | 17:02'50.301 |
| 15 | 37.091 | 36.814 | 44.445 | 1'58.350 | 259,0 | 17:03'27.734 | 15 | 37.547 | 33.417 | 39.352 | 1'50.316 | 250,6 | 17:04'40.617 |
| 16 | 36.707 | 33.194 | 45.150 | 1'55.051 | 255,9 | 17:05'22.785 | 16 | 37.290 | 33.503 | 2'52.667 | 4'03.460P | 251,2 | 17:08'44.077 |
| 17 | 37.430 | 34.086 | 40.995 | 1'52.511 | 254,7 | 17:07'15.296 | 17 | 41.164 | 34.265 | 39.176 | 1'54.605P | 170,1 | 17:10'38.682 |
| 18 | 36.858 | 32.657 | 38.199 | 1'47.714 | 252,3 | 17:09'03.010 | 18 | 37.785 | 34.077 | 39.387 | 1'51.249 | 250,0 | 17:12'29.931 |
| 19 | 38.034 | | | 3'44.502P | 256,5 | 17:12'47.512 | 19 | 38.010 | 34.576 | 4'08.332 | 5'20.918P | 249,4 | 17:17'50.849 |
| 20 | 43.420 | | | 6'06.001P | 170,6 | 17:18'53.513 | 20 | 41.702 | 35.047 | 39.015 | 1'55.764P | 169,8 | 17:19'46.613 |
| 21 | 46.127 | 35.120 | 39.561 | 2'00.808P | 139,7 | 17:20'54.321 | 21 | 37.754 | 34.168 | 39.025 | 1'50.947 | 251,7 | 17:21'37.560 |
| 22 | 38.369 | 35.491 | 39.569 | 1'53.429 | 252,9 | 17:22'47.750 | 22 | 37.395 | 33.309 | 38.776 | 1'49.480 | 250,0 | 17:23'27.040 |
| 23 | 38.125 | 34.490 | 39.128 | 1'51.743 | 252,9 | 17:24'39.493 | 23 | 37.447 | 32.900 | 2'03.803 | 3'14.150P | 250,6 | 17:26'41.190 |
| 24 | 38.125 | 34.233 | 39.676 | 1'52.034 | 252,9 | 17:26'31.527 | 24 | 41.109 | 33.182 | 38.915 | 1'53.206P | 171,7 | 17:28'34.396 |
| 25 | 38.348 | 34.339 | 39.574 | 1'52.261 | 253,5 | 17:28'23.788 | 25 | 37.262 | 32.952 | 38.680 | 1'48.894 | 250,6 | 17:30'23.290 |
| 26 | 38.646 | 34.773 | 39.351 | 1'52.770 | 254,7 | 17:30'16.558 | | | | | | | |

77 Nova Race (1'48.979)

| Giro | Seg.1 | Seg.2 | Seg.3 | T. Giro | km/h | Local Time | Giro | Seg.1 | Seg.2 | Seg.3 | T. Giro | km/h | Local Time |
|------|---------------|---------------|---------------|-----------------|--------------|--------------|------|----------|--------|----------|-----------|-------|--------------|
| | | | | | | 16:30'13.077 | | | | | | | 16:30'29.487 |
| 1 | 43.055 | 38.307 | 42.252 | 2'03.614P | 158,8 | 16:32'16.691 | 1 | 45.429 | 35.002 | 40.581 | 2'01.012P | 154,7 | 16:32'30.499 |
| 2 | 37.803 | 33.774 | 38.688 | 1'50.265 | 252,3 | 16:34'06.956 | 2 | 38.869 | 34.662 | 39.641 | 1'53.172 | 259,0 | 16:34'23.671 |
| 3 | 37.176 | 33.200 | 38.560 | 1'48.936 | 254,1 | 16:35'55.892 | 3 | 38.580 | 34.108 | 39.512 | 1'52.200 | 258,4 | 16:36'15.871 |
| 4 | 36.852 | 33.537 | 45.730 | 1'56.119 | 254,1 | 16:37'52.011 | 4 | 38.203 | 34.153 | 39.057 | 1'51.413 | 257,8 | 16:38'07.284 |
| 5 | 37.068 | 33.034 | 2'44.996 | 3'55.098P | 253,5 | 16:41'47.109 | 5 | 37.823 | 34.384 | 39.090 | 1'51.297 | 259,0 | 16:39'58.581 |
| 6 | 42.476 | 35.848 | 39.668 | 1'57.992P | 171,7 | 16:43'45.101 | 6 | 40.290 | 35.219 | 3'11.002 | 4'26.511P | 259,6 | 16:44'25.092 |
| 7 | 36.387 | 32.040 | 38.077 | 1'46.504 | 252,3 | 16:45'31.605 | 7 | 42.958 | 35.856 | 39.873 | 1'58.687P | 174,5 | 16:46'23.779 |
| 8 | 37.542 | 41.345 | 47.752 | 2'06.639 | 255,3 | 16:47'38.244 | 8 | 38.354 | 35.175 | 39.044 | 1'52.573 | 259,0 | 16:48'16.352 |
| 9 | 36.505 | 32.339 | 3'00.262 | 4'09.106P | 252,9 | 16:51'47.350 | 9 | 37.787 | 34.113 | 39.101 | 1'51.001 | 260,2 | 16:50'07.353 |
| 10 | 44.552 | 36.678 | 40.567 | 2'01.797P | 164,9 | 16:53'49.147 | 10 | 37.647 | 34.336 | 39.026 | 1'51.009 | 259,0 | 16:51'58.362 |
| 11 | 40.808 | 35.959 | 39.921 | 1'56.688 | 250,0 | 16:55'45.835 | 11 | 37.672 | 34.505 | 39.079 | 1'51.256 | 259,6 | 16:53'49.618 |
| 12 | 38.781 | 34.919 | 39.755 | 1'53.455 | 251,2 | 16:57'39.290 | 12 | 39.005 | 34.292 | 6'20.600 | 7'33.897P | 260,9 | 17:01'23.515 |
| 13 | 39.999 | 35.870 | 39.690 | 1'55.559 | 251,7 | 16:59'34.849 | 13 | 1'01.501 | 35.077 | 39.887 | 2'16.465P | | 17:03'39.980 |
| 14 | 38.393 | 34.683 | 39.730 | 1'52.806 | 252,9 | 17:01'27.655 | 14 | 37.476 | 33.490 | 38.587 | 1'49.553 | 259,6 | 17:05'29.533 |
| 15 | 38.517 | 35.221 | 39.620 | 1'53.358 | 252,3 | 17:03'21.013 | 15 | 37.692 | 34.353 | 39.008 | 1'51.053 | 259,0 | 17:07'20.586 |
| 16 | 38.199 | 35.660 | 40.944 | 1'54.803 | 252,9 | 17:05'15.816 | 16 | 37.580 | 33.499 | 38.645 | 1'49.724 | 260,2 | 17:09'10.310 |
| 17 | 38.412 | 34.821 | 40.123 | 1'53.356 | 249,4 | 17:07'09.172 | 17 | 37.394 | 33.777 | 38.685 | 1'49.856 | 260,2 | 17:11'00.166 |
| 18 | 38.192 | 34.659 | 39.800 | 1'52.651 | 250,6 | 17:09'01.823 | 18 | 37.622 | 33.759 | 5'21.628 | 6'33.009P | 260,2 | 17:17'33.175 |
| 19 | 38.125 | 34.739 | 39.589 | 1'52.453 | 252,3 | 17:10'54.276 | 19 | 42.744 | 34.370 | 42.456 | 1'59.570P | 175,9 | 17:19'32.745 |
| 20 | 38.211 | 36.010 | 41.455 | 1'55.676 | 252,9 | 17:12'49.952 | 20 | 37.616 | 33.875 | 38.761 | 1'50.252 | 260,9 | 17:21'22.997 |
| | | | | | | | 21 | 37.623 | 33.591 | 38.768 | 1'49.982 | 260,2 | 17:23'12.979 |

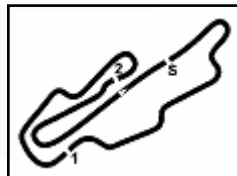
02/07/2021

P = Box In/Out - C = Tempo Invalidato



Powered by FICr PERUGIA TIMING





ACI Racing Weekend Mugello, 03-04 Luglio 2021
Campionato Italiano Gran Turismo Endurance - Analisi Tempi Libere 2

Aut.Int. Mugello 5.245 m

4 / 5

| | | | | | | |
|----|---------------|---------------|---------------|-----------------|--------------|--------------|
| 22 | 38.407 | 34.033 | 39.019 | 1'51.459 | 262,1 | 17:25'04.438 |
| 23 | 37.994 | 33.705 | 38.622 | 1'50.321 | 260,2 | 17:26'54.759 |
| 24 | 37.342 | 33.190 | 38.447 | 1'48.979 | 260,2 | 17:28'43.738 |

215 Ceccato Racing (1'58.770)

| Giro | Seg.1 | Seg.2 | Seg.3 | T. Giro | km/h | Local Time |
|------|---------------|---------------|---------------|-----------------|--------------|--------------|
| 1 | 48.955 | 38.520 | 44.111 | 2'11.586P | 133,2 | 16:31'34.584 |
| 2 | 42.212 | 38.312 | 42.884 | 2'03.408 | 240,0 | 16:35'49.578 |
| 3 | 42.531 | | | 3'33.698P | 240,5 | 16:39'23.276 |
| 4 | 45.653 | 36.948 | 43.233 | 2'05.834P | 153,8 | 16:41'29.110 |
| 5 | 40.420 | 36.461 | 41.889 | 1'58.770 | 239,5 | 16:43'27.880 |
| 6 | 40.519 | 36.632 | 42.178 | 1'59.329 | 240,0 | 16:45'27.209 |
| 7 | 40.616 | 37.001 | 42.261 | 1'59.878 | 240,5 | 16:47'27.087 |
| 8 | 41.164 | | | 3'29.098P | 241,1 | 16:50'56.185 |
| 9 | 54.430 | 40.321 | 44.298 | 2'19.049P | | 16:53'15.234 |
| 10 | 41.711 | 38.020 | 43.112 | 2'02.843 | 239,5 | 16:55'18.077 |
| 11 | 41.074 | 37.999 | 42.730 | 2'01.803 | 240,0 | 16:57'19.880 |
| 12 | 41.162 | 37.989 | 42.572 | 2'01.723 | 241,1 | 16:59'21.603 |
| 13 | 41.188 | 38.055 | 43.568 | 2'02.811 | 241,1 | 17:01'24.414 |
| 14 | 43.998 | | | 5'15.470P | 240,0 | 17:06'39.884 |
| 15 | 45.859 | 38.238 | 43.258 | 2'07.355P | 153,8 | 17:08'47.239 |
| 16 | 41.495 | 37.860 | 42.664 | 2'02.019 | 239,5 | 17:10'49.258 |
| 17 | 41.009 | 37.565 | 42.672 | 2'01.246 | 241,1 | 17:12'50.504 |
| 18 | 41.294 | | | 4'58.893P | 242,2 | 17:17'49.397 |
| 19 | 46.953 | 40.417 | 44.674 | 2'12.044P | 157,2 | 17:20'01.441 |
| 20 | 41.245 | 37.845 | 42.881 | 2'01.971 | 241,6 | 17:22'03.412 |
| 21 | 41.845 | | | 2'19.685P | 241,6 | 17:24'23.097 |
| 22 | 46.759 | 38.140 | 43.979 | 2'08.878P | 148,4 | 17:26'31.975 |
| 23 | 41.599 | 38.094 | 43.127 | 2'02.820 | 239,5 | 17:28'34.795 |
| 24 | 41.239 | 37.927 | 42.819 | 2'01.985 | 241,6 | 17:30'36.780 |

83 Iron Lynx (1'46.881)

| Giro | Seg.1 | Seg.2 | Seg.3 | T. Giro | km/h | Local Time |
|------|---------------|---------------|---------------|-----------------|--------------|--------------|
| | | | | | | 16:31'14.659 |
| 1 | 47.106 | 34.910 | 39.296 | 2'01.312P | | 16:33'15.971 |
| 2 | 37.326 | 33.278 | 38.518 | 1'49.122 | 256,5 | 16:35'05.093 |
| 3 | 37.098 | 33.085 | 38.458 | 1'48.641 | 257,1 | 16:36'53.734 |
| 4 | 37.120 | 33.196 | 1'43.733 | 2'54.049P | 255,9 | 16:39'47.783 |
| 5 | 42.334 | 33.911 | 42.269 | 1'58.514P | 167,2 | 16:41'46.297 |
| 6 | 36.475 | 32.371 | 38.035 | 1'46.881 | 253,5 | 16:43'33.178 |
| 7 | 37.209 | 34.776 | 2'07.197 | 3'19.182P | 258,4 | 16:46'52.360 |
| 8 | 43.106 | 35.108 | 39.605 | 1'57.819P | 173,4 | 16:48'50.179 |
| 9 | 37.197 | 33.494 | 38.767 | 1'49.458 | 254,7 | 16:50'39.637 |
| 10 | 36.962 | 33.399 | 40.855 | 1'51.216 | 254,1 | 16:52'30.853 |
| 11 | 39.412 | 34.003 | 38.969 | 1'52.384 | 255,9 | 16:54'23.237 |
| 12 | 37.173 | 33.379 | 38.537 | 1'49.089 | 255,3 | 16:56'12.326 |
| 13 | 36.917 | 33.461 | 38.541 | 1'48.919 | 254,7 | 16:58'01.245 |
| 14 | 37.264 | 34.437 | 2'01.678 | 3'13.379P | 254,7 | 17:01'14.624 |
| 15 | 41.524 | 35.930 | 38.927 | 1'56.381P | 175,3 | 17:03'11.005 |
| 16 | 37.141 | 33.611 | 38.676 | 1'49.428 | 254,7 | 17:05'00.433 |
| 17 | 37.058 | 34.366 | 38.800 | 1'50.224 | 257,1 | 17:06'50.657 |
| 18 | 37.811 | 35.694 | 2'03.488 | 3'16.993P | 253,5 | 17:10'07.650 |
| 19 | 43.856 | 35.340 | 40.440 | 1'59.636P | 169,5 | 17:12'07.286 |
| 20 | 37.961 | 34.579 | 4'32.491 | 5'45.031P | 253,5 | 17:17'52.317 |
| 21 | 42.100 | 35.164 | 40.267 | 1'57.531P | 169,5 | 17:19'49.848 |
| 22 | 37.793 | 34.478 | 39.464 | 1'51.735 | 255,3 | 17:21'41.583 |
| 23 | 38.208 | 34.020 | 39.188 | 1'51.416 | 252,9 | 17:23'32.999 |
| 24 | 37.451 | 33.652 | 39.382 | 1'50.485 | 257,8 | 17:25'23.484 |
| 25 | 37.816 | 34.201 | 39.119 | 1'51.136 | 253,5 | 17:27'14.620 |
| 26 | 37.703 | 33.893 | 39.312 | 1'50.908 | 255,3 | 17:29'05.528 |

321 AF Corse (1'57.020)

| Giro | Seg.1 | Seg.2 | Seg.3 | T. Giro | km/h | Local Time |
|------|---------------|---------------|---------------|-----------------|--------------|--------------|
| | | | | | | 16:34'22.458 |
| 1 | 48.574 | 40.888 | 42.973 | 2'12.435P | 147,1 | 16:36'34.893 |
| 2 | 40.246 | 37.296 | 41.714 | 1'59.256 | 260,9 | 16:38'34.149 |
| 3 | 40.546 | 37.409 | 41.513 | 1'59.468 | 260,9 | 16:40'33.617 |
| 4 | 40.149 | 37.297 | 41.946 | 1'59.392 | 262,1 | 16:42'33.009 |
| 5 | 39.710 | 36.950 | 41.231 | 1'57.891 | 262,1 | 16:44'30.900 |
| 6 | 40.057 | 37.104 | 41.507 | 1'58.668 | 262,8 | 16:46'29.568 |
| 7 | 40.384 | 37.339 | 3'29.983 | 4'47.706P | 260,9 | 16:51'17.274 |
| 8 | 47.360 | 37.441 | 41.148 | 2'05.949P | 147,7 | 16:53'23.223 |
| 9 | 39.938 | 36.815 | 40.906 | 1'57.659 | 263,4 | 16:55'20.882 |
| 10 | 39.992 | 36.789 | 41.954 | 1'58.735 | 264,7 | 16:57'19.617 |
| 11 | 40.278 | 36.632 | 40.640 | 1'57.550 | 263,4 | 16:59'17.167 |
| 12 | 39.832 | 37.265 | 41.605 | 1'58.702 | 262,8 | 17:01'15.869 |
| 13 | 39.873 | 38.045 | 43.916 | 2'01.834 | 264,1 | 17:03'17.703 |
| 14 | 40.010 | 36.816 | 41.851 | 1'58.677 | 262,8 | 17:05'16.380 |
| 15 | 43.742 | 40.593 | 43.956 | 2'08.291 | 237,4 | 17:07'24.671 |
| 16 | 39.765 | 36.602 | 40.653 | 1'57.020 | 266,0 | 17:09'21.691 |

88 LP Racing (1'49.132)

| Giro | Seg.1 | Seg.2 | Seg.3 | T. Giro | km/h | Local Time |
|------|---------------|---------------|---------------|-----------------|--------------|--------------|
| | | | | | | 16:31'36.721 |
| 1 | 42.920 | 35.300 | 39.038 | 1'57.258P | 133,5 | 16:33'33.979 |
| 2 | 37.397 | 33.318 | 38.808 | 1'49.523 | 251,2 | 16:35'23.502 |
| 3 | 37.317 | 33.216 | 38.842 | 1'49.375 | 251,2 | 16:37'12.877 |
| 4 | 37.503 | 32.910 | 38.719 | 1'49.132 | 251,2 | 16:39'02.009 |
| 5 | 37.357 | 33.028 | 38.798 | 1'49.183 | 250,0 | 16:40'51.192 |
| 6 | 37.488 | 42.671 | 46.170 | 2'06.329 | 250,0 | 16:42'57.521 |
| 7 | 38.437 | | | 3'06.629P | 249,4 | 16:46'04.150 |
| 8 | 41.606 | 34.843 | 39.697 | 1'56.146P | 171,4 | 16:48'00.296 |
| 9 | 38.258 | 33.888 | 39.460 | 1'51.606 | 251,2 | 16:49'51.902 |
| 10 | 38.141 | 34.554 | 39.727 | 1'52.422 | 250,0 | 16:51'44.324 |
| 11 | 38.604 | 34.330 | 39.669 | 1'52.603 | 250,0 | 16:53'36.927 |
| 12 | 38.305 | 33.907 | 39.583 | 1'51.795 | 250,6 | 16:55'28.722 |
| 13 | 39.269 | 34.407 | 47.133 | 2'00.809 | 252,9 | 16:57'29.531 |
| 14 | 38.433 | 34.091 | 39.497 | 1'52.021 | 250,0 | 16:59'21.552 |
| 15 | 38.233 | 34.551 | 39.921 | 1'52.705 | 251,2 | 17:01'14.257 |
| 16 | 38.277 | | | 4'09.656P | 250,6 | 17:05'23.913 |
| 17 | 45.488 | 36.887 | 41.240 | 2'03.615P | 163,4 | 17:07'27.528 |
| 18 | 39.400 | 34.913 | 40.465 | 1'54.778 | 248,8 | 17:09'22.306 |
| 19 | 39.562 | 35.240 | 39.958 | 1'54.760 | 252,9 | 17:11'17.066 |
| 20 | 39.046 | 34.947 | 10'32.849 | 11'46.842P | 249,4 | 17:23'03.908 |
| 21 | 44.831 | 35.552 | 40.268 | 2'00.651P | 160,5 | 17:25'04.559 |
| 22 | 40.216 | 41.834 | 40.344 | 2'02.394 | 248,8 | 17:27'06.953 |
| 23 | 39.403 | 37.485 | 40.460 | 1'57.348 | 250,0 | 17:29'04.301 |

333 SR&R (1'56.011)

| Giro | Seg.1 | Seg.2 | Seg.3 | T. Giro | km/h | Local Time |
|------|---------------|---------------|---------------|-----------------|--------------|--------------|
| | | | | | | 16:30'44.784 |
| 1 | 49.499 | 37.377 | 41.183 | 2'08.059P | | 16:32'52.843 |
| 2 | 39.206 | 36.393 | 40.698 | 1'56.297 | 259,6 | 16:34'49.140 |
| 3 | 39.137 | 36.295 | 40.894 | 1'56.326 | 261,5 | 16:36'45.466 |
| 4 | 39.134 | 36.577 | 41.236 | 1'56.947 | 260,9 | 16:38'42.413 |
| 5 | 40.271 | | | 7'48.634P | 258,4 | 16:46'31.047 |
| 6 | 44.530 | 36.900 | 44.157 | 2'05.587P | 162,9 | 16:48'36.634 |
| 7 | 39.256 | 37.029 | 41.516 | 1'57.801 | 262,1 | 16:50'34.435 |
| 8 | 39.180 | 36.114 | 40.717 | 1'56.011 | 261,5 | 16:52'30.446 |
| 9 | 40.804 | | | 2'59.608P | 260,9 | 16:55'30.054 |
| 10 | 48.169 | 38.686 | 41.634 | 2'08.489P | 133,3 | 16:57'38.543 |

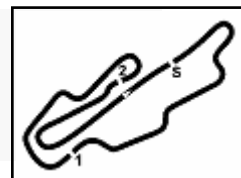
02/07/2021

P = Box In/Out - C = Tempo Invalidato



Powered by FICr PERUGIA TIMING





ACI Racing Weekend Mugello, 03-04 Luglio 2021
Campionato Italiano Gran Turismo Endurance - Analisi Tempi Libere 2

| | | | | | | |
|----|--------|--------|--------|-----------|--------------|--------------|
| 11 | 44.196 | 40.094 | 41.863 | 2'06.153 | 259,6 | 16:59'44.696 |
| 12 | 40.548 | 37.334 | 41.359 | 1'59.241 | 260,2 | 17:01'43.937 |
| 13 | 42.681 | 38.218 | 42.196 | 2'03.095 | | 17:03'47.032 |
| 14 | 40.206 | 39.888 | 42.459 | 2'02.553 | 261,5 | 17:05'49.585 |
| 15 | 40.511 | 37.272 | 41.254 | 1'59.037 | 259,0 | 17:07'48.622 |
| 16 | 41.930 | | | 9'41.927P | 251,2 | 17:17'30.549 |
| 17 | 49.891 | 41.696 | 41.605 | 2'13.192P | 152,8 | 17:19'43.741 |
| 18 | 40.425 | 37.769 | 41.581 | 1'59.775 | 260,9 | 17:21'43.516 |
| 19 | 39.554 | 36.761 | 41.330 | 1'57.645 | | 17:23'41.161 |
| 20 | 39.862 | 36.991 | 41.115 | 1'57.968 | 262,1 | 17:25'39.129 |
| 21 | 39.390 | 36.605 | 40.902 | 1'56.897 | 261,5 | 17:27'36.026 |

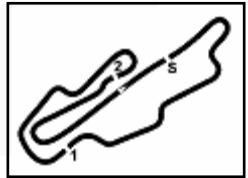
334 SR&R (1'58.127)

| Giro | Seg.1 | Seg.2 | Seg.3 | T. Giro | km/h | Local Time |
|------|---------------|---------------|---------------|-----------------|-------|--------------|
| | | | | | | 16:31'13.864 |
| 1 | 51.868 | 40.067 | 43.677 | 2'15.612P | | 16:33'29.476 |
| 2 | 41.635 | 38.759 | 42.595 | 2'02.989 | 252,3 | 16:35'32.465 |
| 3 | 41.674 | 38.012 | 43.864 | 2'03.550 | 252,9 | 16:37'36.015 |
| 4 | 42.463 | 40.988 | 3'57.993 | 5'21.444P | 254,7 | 16:42'57.459 |
| 5 | 50.236 | 40.280 | 43.404 | 2'13.920P | | 16:45'11.379 |
| 6 | 41.558 | 38.799 | 43.403 | 2'03.760 | 253,5 | 16:47'15.139 |
| 7 | 43.581 | 40.057 | 43.550 | 2'07.188 | 252,3 | 16:49'22.327 |
| 8 | 43.311 | 40.555 | 22'17.092 | 23'40.958P | 254,7 | 17:13'03.285 |
| 9 | 47.753 | | | 5'12.040P | 157,0 | 17:18'15.325 |
| 10 | 46.868 | 37.721 | 42.062 | 2'06.651P | 144,0 | 17:20'21.976 |
| 11 | 40.049 | 36.621 | 41.457 | 1'58.127 | 256,5 | 17:22'20.103 |

399 Dionisio Ermanno (1'52.711)

| Giro | Seg.1 | Seg.2 | Seg.3 | T. Giro | km/h | Local Time |
|------|---------------|---------------|---------------|-----------------|--------------|--------------|
| | | | | | | 16:31'31.992 |
| 1 | 47.272 | 38.627 | 42.979 | 2'08.878P | 161,4 | 16:33'40.870 |
| 2 | 39.956 | 36.315 | 41.349 | 1'57.620 | 251,2 | 16:35'38.490 |
| 3 | 42.399 | 37.070 | 41.367 | 2'00.836 | 241,1 | 16:37'39.326 |
| 4 | 39.701 | 36.939 | 40.684 | 1'57.324 | 256,5 | 16:39'36.650 |
| 5 | 39.805 | 36.869 | 40.876 | 1'57.550 | 254,7 | 16:41'34.200 |
| 6 | 39.776 | 36.637 | 40.272 | 1'56.685 | 253,5 | 16:43'30.885 |
| 7 | 39.258 | 36.178 | 40.790 | 1'56.226 | 255,9 | 16:45'27.111 |
| 8 | 39.698 | 36.048 | 40.478 | 1'56.224 | 256,5 | 16:47'23.335 |
| 9 | 40.114 | | | 3'21.664P | 255,9 | 16:50'44.999 |
| 10 | 44.870 | 37.553 | 41.187 | 2'03.610P | 168,2 | 16:52'48.609 |
| 11 | 39.870 | 36.500 | 40.566 | 1'56.936 | 253,5 | 16:54'45.545 |
| 12 | 42.772 | | | 3'34.464P | 255,9 | 16:58'20.009 |
| 13 | 46.656 | 39.075 | 41.241 | 2'06.972P | 166,4 | 17:00'26.981 |
| 14 | 40.344 | 37.026 | 40.297 | 1'57.667 | 253,5 | 17:02'24.648 |
| 15 | 39.610 | 36.536 | 40.393 | 1'56.539 | 254,7 | 17:04'21.187 |
| 16 | 40.756 | 39.502 | 43.563 | 2'03.821 | 254,7 | 17:06'25.008 |
| 17 | 39.862 | 39.989 | 42.453 | 2'02.304 | 251,7 | 17:08'27.312 |
| 18 | 40.141 | 37.115 | 40.382 | 1'57.638 | 253,5 | 17:10'24.950 |
| 19 | 39.825 | 36.776 | 40.582 | 1'57.183 | 255,9 | 17:12'22.133 |
| 20 | 39.600 | 36.473 | 4'07.912 | 5'23.985P | 255,9 | 17:17'46.118 |
| 21 | 44.243 | 38.391 | 42.150 | 2'04.784P | 169,0 | 17:19'50.902 |
| 22 | 39.733 | 37.897 | 41.552 | 1'59.182 | 254,7 | 17:21'50.084 |
| 23 | 41.501 | | | 3'07.998P | 234,8 | 17:24'58.082 |
| 24 | 44.419 | 38.781 | 41.646 | 2'04.846P | 166,7 | 17:27'02.928 |
| 25 | 38.418 | 35.237 | 39.511 | 1'53.166 | 259,0 | 17:28'56.094 |
| 26 | 38.369 | 34.814 | 39.528 | 1'52.711 | 259,0 | 17:30'48.805 |

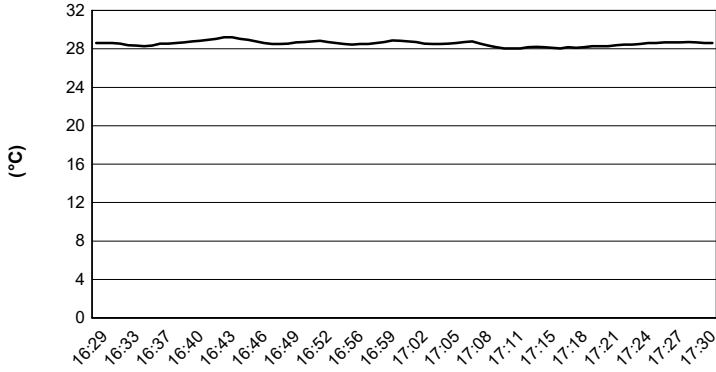




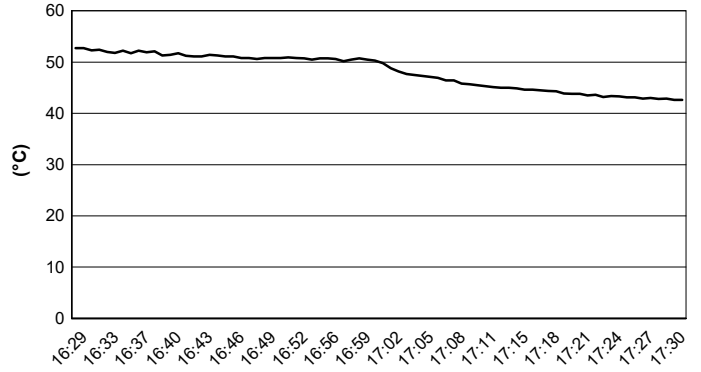
Aut.Int. Mugello 5.245 m

ACI Racing Weekend Mugello, 03-04 Luglio 2021
Campionato Italiano Gran Turismo Endurance - Meteo Libere 2
Session started 16:30 - Session ended 17:32

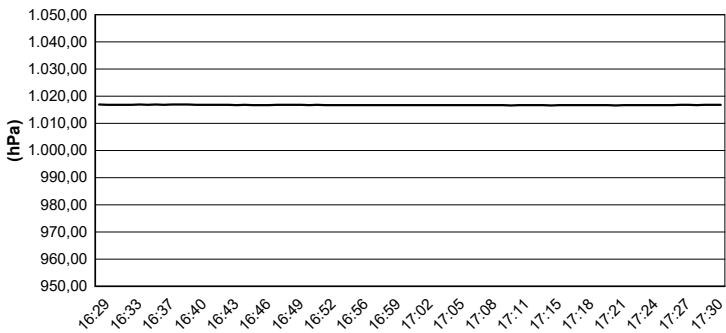
Air Temperature



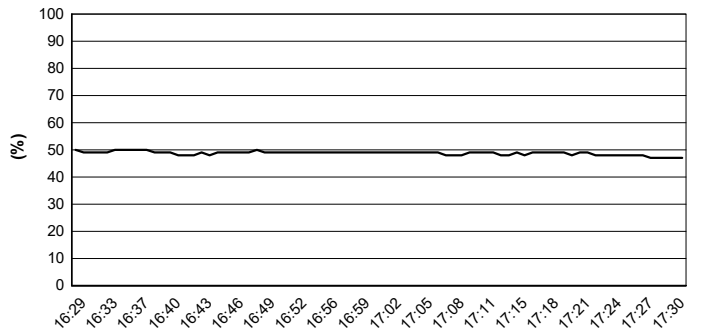
Track Temperature



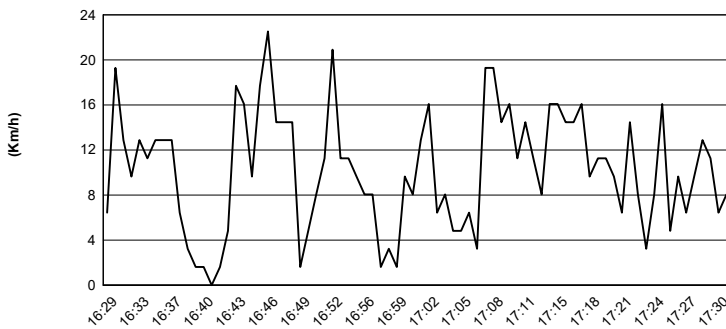
Air Pressure



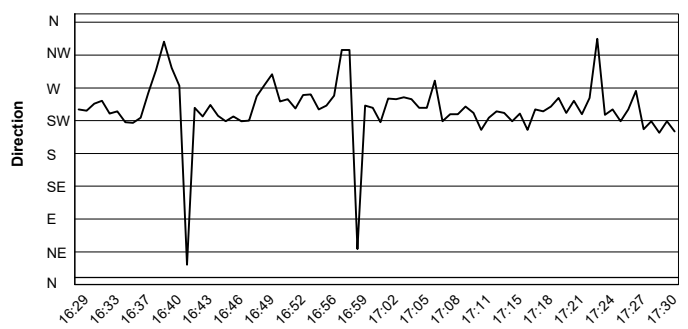
Humidity



Wind Speed



Wind Direction



02/07/2021

