

ACI Racing Weekend Vallelunga, 18-19 Settembre 2021

Campionato Italiano Gran Turismo Endurance - Classifica Libere 3

Vallelunga auto 4.085 m

1 / 2

| | Conduattore 1 Num. Concorrente | Conduattore 2 Team | Conduattore 3 Auto | Classe | Tempo | Dist. | Media | Giri |
|----|--|--|---|--------|-----------------|--------|---------|------|
| 1 | 8 SCHREINER Carrie (DEU) AF CORSE | RODA Giorgio (ITA) AF Corse | FUOCO Antonio (ITA) FERRARI 488 EVO | GT3PA | 1'31.486 | | 160,746 | 29 |
| 2 | 27 ZAMPIERI Daniel (CHE) SCUDERIA BALDINI 27 | GAI Stefano (ITA) Scuderia Baldini 27 | FISICHELLA Giancarlo (ITA) FERRARI 488 EVO | GT3PR | 1'31.556 | 0.070 | 160,623 | 21 |
| 3 | 25 DI AMATO Daniele (ITA) RS RACING | VEZZONI Alessandro (ITA) RS Racing | FERRARI 488 EVO | GT3PA | 1'31.775 | 0.289 | 160,240 | 28 |
| 4 | 21 MANN Simon (USA) AF CORSE | VILANDER Toni (FIN) AF Corse | FERRARI 488 EVO | GT3PA | 1'31.951 | 0.465 | 159,933 | 19 |
| 5 | 12 DRUDI Mattia (ITA) AUDI SPORT ITALIA | FERRARI Lorenzo (ITA) Audi Sport Italia | AGOSTINI Riccardo (ITA) AUDI R8 LMS | GT3PR | 1'32.139 | 0.653 | 159,607 | 22 |
| 6 | 77 MAGNONI Luca (ITA) NOVA RACE | GUIDETTI Jacopo (ITA) Nova Race | ZANOTTI Erwin (ITA) HONDA NSX | GT3AM | 1'32.695 | 1.209 | 158,649 | 25 |
| 7 | 11 EARLE Stephen (USA) KESSEL RACING | SCHIRÒ Niccolò (ITA) Kessel Racing | FERRARI 488 EVO | GT3PA | 1'32.709 | 1.223 | 158,625 | 27 |
| 8 | 7 COMANDINI Stefano (ITA) CECCATO RACING | ZUG Marius (DEU) Ceccato Racing | SPENGLER Bruno (CAN) BMW M6 | GT3PR | 1'32.853 | 1.367 | 158,379 | 26 |
| 9 | 3 MANCINELLI Daniel (ITA) EASY RACE | GRECO Matteo (ITA) Easy Race | HOFFER Max (AUT) FERRARI 488 EVO | GT3PR | 1'32.943 | 1.457 | 158,226 | 24 |
| 10 | 63 DI FOLCO Alberto (ITA) IMPERIALE RACING | AMICI Andrea (ITA) Imperiale Racing | MIDDLETON Stuart (GBR) LAMBORGHINI HURACÁN | GT3PR | 1'33.131 | 1.645 | 157,907 | 20 |
| 11 | 88 PEROLINI Pietro (ITA) LP RACING | NEGRO Angelo (CAN) LP Racing | VEGLIA Lorenzo (ITA) LAMBORGHINI HURACÁN | GT3PA | 1'33.150 | 1.664 | 157,874 | 24 |
| 12 | 14 SALAQUARDA Filip (CZE) AUDI SPORT ITALIA | BASZ Karol (POL) Audi Sport Italia | POSTIGLIONE Vito (ITA) AUDI R8 LMS | GT3PR | 1'33.384 | 1.898 | 157,479 | 24 |
| 13 | 19 AUGUST Paul (LTU) IMPERIALE RACING | BOTTIROLI Antoine (FRA) Imperiale Racing | JAROMIR Jirik (CZE) LAMBORGHINI HURACÁN | GT3AM | 1'34.494 | 3.008 | 155,629 | 24 |
| 14 | 333 DEMARCHI Luca (ITA) SR&R | RISITANO Nicholas (ITA) SR&R | BARBOLINI Edoardo (ITA) FERRARI 488 CHALLENGE | GTC | 1'37.968 | 6.482 | 150,110 | 8 |
| 15 | 351 FISCHBAUM Michael (DEU) BONALDI MOTORSPORT | VAIRANI Fabio (ITA) Bonaldi Motorsport | PAVLOVIC Milos (SRB) LAMBORGHINI HURACÁN | GTC | 1'39.289 | 7.803 | 148,113 | 23 |
| 16 | 334 BECAGLI Leonardo (ITA) SR&R | 'ARAMIS' (ITA) SR&R | LAURETI Simone (ITA) FERRARI 458 CHALLENGE | GTC | 1'42.061 | 10.575 | 144,090 | 12 |
| 17 | 215 NERI Nicola (ITA) CECCATO RACING | FASCICOLO Giuseppe (ITA) Ceccato Racing | NILSSON Alfred (SWE) BMW M4 | GT4AM | 1'42.710 | 11.224 | 143,180 | 19 |

| | | | |
|------------|-----|-------|------|
| Umidità | 81% | ARIA | 22°C |
| Condizioni | DRY | Pista | 24°C |

Direttore di Gara : Gianfranco Bonifacio

Direttore di Prova : Alessandro Ferrari

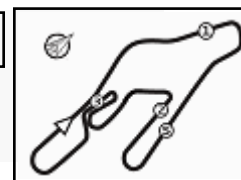
18/09/2021 Inizio 08:59 Fine 09:51

Esposta alle:



Powered by FICr PERUGIA TIMING





ACI Racing Weekend Vallelunga, 18-19 Settembre 2021
Campionato Italiano Gran Turismo Endurance - Classifica Libere 3

Vallelunga auto 4.085 m
2 / 2

Penalty and Infringment

Fastest Laps Sequence

| Num. | Concorrente | Naz | Team | Auto | Local Time | Tempo | Dist. | Media |
|------|--------------|-----|---------------------|-----------------|--------------|-----------------|--------|---------|
| 8 | C. SCHREINER | DEU | AF Corse | Ferrari 488 Evo | 09:03'16.527 | 1'33.851 | | 156,695 |
| 8 | C. SCHREINER | DEU | AF Corse | Ferrari 488 Evo | 09:04'50.012 | 1'33.485 | -0.366 | 157,309 |
| 27 | D. ZAMPIERI | CHE | Scuderia Baldini 27 | Ferrari 488 Evo | 09:05'43.964 | 1'33.150 | -0.335 | 157,874 |
| 11 | S. EARLE | USA | Kessel Racing | Ferrari 488 Evo | 09:06'38.542 | 1'32.967 | -0.183 | 158,185 |
| 8 | C. SCHREINER | DEU | AF Corse | Ferrari 488 Evo | 09:10'24.733 | 1'32.221 | -0.746 | 159,465 |
| 27 | D. ZAMPIERI | CHE | Scuderia Baldini 27 | Ferrari 488 Evo | 09:11'24.693 | 1'31.556 | -0.665 | 160,623 |
| 8 | C. SCHREINER | DEU | AF Corse | Ferrari 488 Evo | 09:13'27.822 | 1'31.486 | -0.070 | 160,746 |

Direttore di Gara : Gianfranco Bonifacio

Direttore di Prova : Alessandro Ferrari

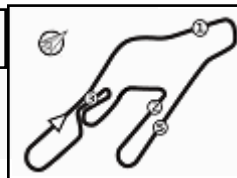
18/09/2021 Inizio 08:59 Fine 09:51

Esposta alle:



Powered by FICr PERUGIA TIMING





ACI Racing Weekend Vallelunga, 18-19 Settembre 2021

Campionato Italiano Gran Turismo Endurance - Classifica Riepilogativa Libere

Vallelunga auto 4.085 m

| Num. Concorrente | Conducente 1 | Conducente 2 | Conducente 3 | Classe | FP1 | FP2 | FP3 | Tempo | Dist. | Rel. | Giri |
|------------------|---|---|--|--------|----------|----------|----------|----------|--------|-------|------|
| 1 | 8 Schreiner C. (DEU) AF Corse | Roda G. (ITA) AF CORSE | Fuoco A. (ITA) Ferrari 488 Evo | GT3PA | 1'34.446 | 1'33.357 | 1'31.486 | 1'31.486 | | | 99 |
| 2 | 27 Zampieri D. (CHE) Scuderia Baldini 27 | Gai S. (ITA) SCUDERIA BALDINI 27 | Fisichella G. (ITA) Ferrari 488 Evo | GT3PR | 1'33.966 | 1'33.526 | 1'31.556 | 1'31.556 | 0.070 | 0.070 | 80 |
| 3 | 25 Di Amato D. (ITA) RS Racing | Vezzoni A. (ITA) RS RACING | Ferrari 488 Evo | GT3PA | 1'33.572 | 1'32.671 | 1'31.775 | 1'31.775 | 0.289 | 0.219 | 89 |
| 4 | 21 Mann S. (USA) AF Corse | Vilander T. (FIN) AF CORSE | Ferrari 488 Evo | GT3PA | 1'34.462 | 1'33.477 | 1'31.951 | 1'31.951 | 0.465 | 0.176 | 67 |
| 5 | 12 Drudi M. (ITA) Audi Sport Italia | Ferrari L. (ITA) AUDI SPORT ITALIA | Agostini R. (ITA) AUDI R8 LMS | GT3PR | 1'32.856 | 1'33.172 | 1'32.139 | 1'32.139 | 0.653 | 0.188 | 67 |
| 6 | 77 Magnoni L. (ITA) Nova Race | Guidetti J. (ITA) NOVA RACE | Zanotti E. (ITA) Honda NSX | GT3AM | 1'34.603 | 1'33.699 | 1'32.695 | 1'32.695 | 1.209 | 0.556 | 84 |
| 7 | 11 Earle S. (USA) Kessel Racing | Schirò N. (ITA) KESSEL RACING | Ferrari 488 Evo | GT3PA | 1'33.976 | 1'32.885 | 1'32.709 | 1'32.709 | 1.223 | 0.014 | 83 |
| 8 | 7 Comandini S. (ITA) Ceccato Racing | Zug M. (DEU) CECCATO RACING | Spengler B. (CAN) BMW M6 | GT3PR | 1'33.958 | 1'33.117 | 1'32.853 | 1'32.853 | 1.367 | 0.144 | 82 |
| 9 | 3 Mancinelli D. (ITA) Easy Race | Greco M. (ITA) EASY RACE | Hoffer M. (AUT) Ferrari 488 Evo | GT3PR | 1'34.795 | 1'32.893 | 1'32.943 | 1'32.893 | 1.407 | 0.040 | 80 |
| 10 | 63 Di Folco A. (ITA) Imperiale Racing | Amici A. (ITA) IMPERIALE RACING | Middleton S. (GBR) Lamborghini Huracán | GT3PR | 1'33.475 | 1'33.399 | 1'33.131 | 1'33.131 | 1.645 | 0.238 | 86 |
| 11 | 88 Perolini P. (ITA) LP Racing | Negro A. (CAN) LP RACING | Veglia L. (ITA) Lamborghini Huracán | GT3PA | 1'34.613 | 1'34.212 | 1'33.150 | 1'33.150 | 1.664 | 0.019 | 91 |
| 12 | 14 Salaquarda F. (CZE) Audi Sport Italia | Basz K. (POL) AUDI SPORT ITALIA | Postiglione V. (ITA) AUDI R8 LMS | GT3PR | 1'33.580 | 1'33.578 | 1'33.384 | 1'33.384 | 1.898 | 0.234 | 75 |
| 13 | 19 August P. (LTU) Imperiale Racing | Bottiroli A. (FRA) IMPERIALE RACING | Jaromir J. (CZE) Lamborghini Huracán | GT3AM | 1'37.339 | 1'35.819 | 1'34.494 | 1'34.494 | 3.008 | 1.110 | 82 |
| 14 | 351 Fischbaum M. (DEU) Bonaldi Motorsport | Vairani F. (ITA) BONALDI MOTORSPORT | Pavlovic M. (SRB) Lamborghini Huracán | GTC | 1'35.518 | 1'37.360 | 1'39.289 | 1'35.518 | 4.032 | 1.024 | 78 |
| 15 | 333 Demarchi L. (ITA) SR&R | Risitano N. (ITA) SR&R | Barbolini E. (ITA) Ferrari 488 Challenge | GTC | 1'40.560 | 1'39.029 | 1'37.968 | 1'37.968 | 6.482 | 2.450 | 39 |
| 16 | 334 Becagli L. (ITA) SR&R | 'Aramis' (ITA) SR&R | Laureti S. (ITA) Ferrari 458 Challenge | GTC | 1'48.996 | 1'43.098 | 1'42.061 | 1'42.061 | 10.575 | 4.093 | 48 |
| 17 | 215 Neri N. (ITA) Ceccato Racing | Fascicolo G. (ITA) CECCATO RACING | Nilsson A. (SWE) BMW M4 | GT4AM | 1'43.112 | 1'42.083 | 1'42.710 | 1'42.083 | 10.597 | 0.022 | 55 |

Direttore di Gara : Gianfranco Bonifacio

Direttore di Prova : Alessandro Ferrari

18/09/2021

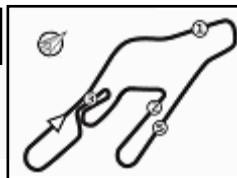


ACI Global Servizi



Powered by FICr PERUGIA TIMING





Vallelunga auto 4.085 m

ACI Racing Weekend Vallelunga, 18-19 Settembre 2021

Campionato Italiano Gran Turismo Endurance - Best Sectors & Speed Libere 3

MIGLIOR GIRO

| | | | |
|----|------------------------|-----------------------|----------|
| 1 | 8 AF CORSE | Ferrari 488 Evo | 1'31.486 |
| 2 | 27 SCUDERIA BALDINI 27 | Ferrari 488 Evo | 1'31.556 |
| 3 | 25 RS RACING | Ferrari 488 Evo | 1'31.775 |
| 4 | 21 AF CORSE | Ferrari 488 Evo | 1'31.951 |
| 5 | 12 AUDI SPORT ITALIA | AUDI R8 LMS | 1'32.139 |
| 6 | 77 NOVA RACE | Honda NSX | 1'32.695 |
| 7 | 11 KESSEL RACING | Ferrari 488 Evo | 1'32.709 |
| 8 | 7 CECCATO RACING | BMW M6 | 1'32.853 |
| 9 | 3 EASY RACE | Ferrari 488 Evo | 1'32.943 |
| 10 | 63 IMPERIALE RACING | Lamborghini Huracán | 1'33.131 |
| 11 | 88 LP RACING | Lamborghini Huracán | 1'33.150 |
| 12 | 14 AUDI SPORT ITALIA | AUDI R8 LMS | 1'33.384 |
| 13 | 19 IMPERIALE RACING | Lamborghini Huracán | 1'34.494 |
| 14 | 333 SR&R | Ferrari 488 Challenge | 1'37.968 |
| 15 | 351 BONALDI MOTORSPORT | Lamborghini Huracán | 1'39.289 |
| 16 | 334 SR&R | Ferrari 458 Challenge | 1'42.061 |
| 17 | 215 CECCATO RACING | BMW M4 | 1'42.710 |

SPEED

| | | | |
|----|------------------------|-----------------------|-------|
| 1 | 7 CECCATO RACING | BMW M6 | 240,0 |
| 2 | 21 AF CORSE | Ferrari 488 Evo | 238,9 |
| 3 | 351 BONALDI MOTORSPORT | Lamborghini Huracán | 237,9 |
| 4 | 8 AF CORSE | Ferrari 488 Evo | 237,9 |
| 5 | 77 NOVA RACE | Honda NSX | 237,4 |
| 6 | 333 SR&R | Ferrari 488 Challenge | 236,8 |
| 7 | 27 SCUDERIA BALDINI 27 | Ferrari 488 Evo | 236,3 |
| 8 | 11 KESSEL RACING | Ferrari 488 Evo | 235,8 |
| 9 | 3 EASY RACE | Ferrari 488 Evo | 235,3 |
| 10 | 14 AUDI SPORT ITALIA | AUDI R8 LMS | 235,3 |
| 11 | 12 AUDI SPORT ITALIA | AUDI R8 LMS | 234,8 |
| 12 | 25 RS RACING | Ferrari 488 Evo | 234,3 |
| 13 | 63 IMPERIALE RACING | Lamborghini Huracán | 233,3 |
| 14 | 19 IMPERIALE RACING | Lamborghini Huracán | 232,3 |
| 15 | 88 LP RACING | Lamborghini Huracán | 231,8 |
| 16 | 334 SR&R | Ferrari 458 Challenge | 225,9 |
| 17 | 215 CECCATO RACING | BMW M4 | 214,7 |

SEG. 1

| | | |
|----|------------------------|--------|
| 1 | 7 CECCATO RACING | 11.929 |
| 2 | 25 RS RACING | 12.062 |
| 3 | 27 SCUDERIA BALDINI 27 | 12.080 |
| 4 | 77 NOVA RACE | 12.086 |
| 5 | 21 AF CORSE | 12.148 |
| 6 | 12 AUDI SPORT ITALIA | 12.153 |
| 7 | 11 KESSEL RACING | 12.154 |
| 8 | 8 AF CORSE | 12.183 |
| 9 | 14 AUDI SPORT ITALIA | 12.185 |
| 10 | 3 EASY RACE | 12.240 |
| 11 | 63 IMPERIALE RACING | 12.269 |
| 12 | 88 LP RACING | 12.311 |
| 13 | 19 IMPERIALE RACING | 12.543 |
| 14 | 333 SR&R | 13.084 |
| 15 | 351 BONALDI MOTORSPOR | 13.431 |
| 16 | 215 CECCATO RACING | 13.582 |
| 17 | 334 SR&R | 13.616 |

SEG. 2

| | | |
|----|------------------------|--------|
| 1 | 8 AF CORSE | 31.475 |
| 2 | 27 SCUDERIA BALDINI 27 | 31.565 |
| 3 | 25 RS RACING | 31.572 |
| 4 | 12 AUDI SPORT ITALIA | 31.721 |
| 5 | 21 AF CORSE | 31.779 |
| 6 | 11 KESSEL RACING | 31.891 |
| 7 | 3 EASY RACE | 31.940 |
| 8 | 77 NOVA RACE | 31.996 |
| 9 | 7 CECCATO RACING | 32.004 |
| 10 | 63 IMPERIALE RACING | 32.011 |
| 11 | 88 LP RACING | 32.035 |
| 12 | 14 AUDI SPORT ITALIA | 32.120 |
| 13 | 19 IMPERIALE RACING | 32.376 |
| 14 | 333 SR&R | 33.618 |
| 15 | 351 BONALDI MOTORSPOR | 34.215 |
| 16 | 334 SR&R | 35.146 |
| 17 | 215 CECCATO RACING | 35.234 |

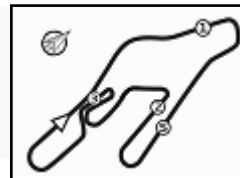
SEG. 3

| | | |
|----|------------------------|--------|
| 1 | 8 AF CORSE | 27.893 |
| 2 | 21 AF CORSE | 28.083 |
| 3 | 27 SCUDERIA BALDINI 27 | 28.163 |
| 4 | 12 AUDI SPORT ITALIA | 28.165 |
| 5 | 25 RS RACING | 28.254 |
| 6 | 11 KESSEL RACING | 28.376 |
| 7 | 88 LP RACING | 28.414 |
| 8 | 77 NOVA RACE | 28.434 |
| 9 | 3 EASY RACE | 28.490 |
| 10 | 14 AUDI SPORT ITALIA | 28.596 |
| 11 | 63 IMPERIALE RACING | 28.642 |
| 12 | 7 CECCATO RACING | 28.663 |
| 13 | 19 IMPERIALE RACING | 28.901 |
| 14 | 333 SR&R | 29.579 |
| 15 | 351 BONALDI MOTORSPOR | 30.022 |
| 16 | 334 SR&R | 30.596 |
| 17 | 215 CECCATO RACING | 30.815 |

SEG. 4

| | | |
|----|------------------------|--------|
| 1 | 27 SCUDERIA BALDINI 27 | 19.748 |
| 2 | 8 AF CORSE | 19.877 |
| 3 | 25 RS RACING | 19.887 |
| 4 | 21 AF CORSE | 19.893 |
| 5 | 12 AUDI SPORT ITALIA | 19.962 |
| 6 | 3 EASY RACE | 20.058 |
| 7 | 77 NOVA RACE | 20.088 |
| 8 | 11 KESSEL RACING | 20.106 |
| 9 | 63 IMPERIALE RACING | 20.122 |
| 10 | 7 CECCATO RACING | 20.125 |
| 11 | 88 LP RACING | 20.153 |
| 12 | 14 AUDI SPORT ITALIA | 20.215 |
| 13 | 19 IMPERIALE RACING | 20.499 |
| 14 | 333 SR&R | 21.287 |
| 15 | 351 BONALDI MOTORSPOR | 21.621 |
| 16 | 215 CECCATO RACING | 22.418 |
| 17 | 334 SR&R | 22.637 |





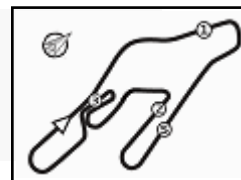
ACI Racing Weekend Vallelunga, 18-19 Settembre 2021

Campionato Italiano Gran Turismo Endurance - Ideal Time Libere 3

Vallelunga auto 4.085 m

| Num. Concorrente | Auto | Seg. 1 | Seg. 2 | Seg. 3 | Seg. 4 | Ideal Time | | | |
|----------------------------|-------------------------|-----------------------|------------------|------------------|------------------|------------------|----------------------|-------|-------|
| | | Diff. 1 | Diff. 2 | Diff. 3 | Diff. 4 | Miglior Giro | Pos. | Diff. | |
| 1 | 8 AF CORSE | Ferrari 488 Evo | 12.183 +0.029 | 31.475 +0.002 | 27.893 | 19.877 +0.027 | 1'31.428 1'31.486 | 1 | 0.058 |
| 2 | 27 SCUADERIA BALDINI 27 | Ferrari 488 Evo | 12.080 | 31.565 | 28.163 | 19.748 | 1'31.556 1'31.556 | 2 | |
| 3 | 25 RS RACING | Ferrari 488 Evo | 12.062 | 31.572 | 28.254 | 19.887 | 1'31.775 1'31.775 | 3 | |
| 4 | 21 AF CORSE | Ferrari 488 Evo | 12.148 +0.016 | 31.779 +0.032 | 28.083 | 19.893 | 1'31.903 1'31.951 | 4 | 0.048 |
| 5 | 12 AUDI SPORT ITALIA | AUDI R8 LMS | 12.153 +0.068 | 31.721 +0.070 | 28.165 | 19.962 | 1'32.001 1'32.139 | 5 | 0.138 |
| 6 | 11 KESSEL RACING | Ferrari 488 Evo | 12.154 +0.087 | 31.891 +0.048 | 28.376 +0.047 | 20.106 | 1'32.527 1'32.709 | 7 | 0.182 |
| 7 | 77 NOVA RACE | Honda NSX | 12.086 +0.070 | 31.996 +0.021 | 28.434 | 20.088 | 1'32.604 1'32.695 | 6 | 0.091 |
| 8 | 7 CECCATO RACING | BMW M6 | 11.929 +0.032 | 32.004 +0.043 | 28.663 +0.027 | 20.125 +0.030 | 1'32.721 1'32.853 | 8 | 0.132 |
| 9 | 3 EASY RACE | Ferrari 488 Evo | 12.240 +0.013 | 31.940 | 28.490 +0.130 | 20.058 +0.072 | 1'32.728 1'32.943 | 9 | 0.215 |
| 10 | 88 LP RACING | Lamborghini Huracán | 12.311 +0.020 | 32.035 +0.143 | 28.414 +0.074 | 20.153 | 1'32.913 1'33.150 | 11 | 0.237 |
| 11 | 63 IMPERIALE RACING | Lamborghini Huracán | 12.269 +0.005 | 32.011 +0.014 | 28.642 +0.068 | 20.122 | 1'33.044 1'33.131 | 10 | 0.087 |
| 12 | 14 AUDI SPORT ITALIA | AUDI R8 LMS | 12.185 +0.017 | 32.120 +0.082 | 28.596 +0.169 | 20.215 | 1'33.116 1'33.384 | 12 | 0.268 |
| 13 | 19 IMPERIALE RACING | Lamborghini Huracán | 12.543 | 32.376 | 28.901 +0.114 | 20.499 +0.061 | 1'34.319 1'34.494 | 13 | 0.175 |
| 14 | 333 SR&R | Ferrari 488 Challenge | 13.084 | 33.618 +0.378 | 29.579 +0.022 | 21.287 | 1'37.568 1'37.968 | 14 | 0.400 |
| 15 | 351 BONALDI MOTORSPOR | Lamborghini Huracán | 13.431 | 34.215 | 30.022 | 21.621 | 1'39.289 1'39.289 | 15 | |
| 16 | 334 SR&R | Ferrari 458 Challenge | 13.616 | 35.146 | 30.596 | 22.637 +0.066 | 1'41.995 1'42.061 | 16 | 0.066 |
| 17 | 215 CECCATO RACING | BMW M4 | 13.582 +0.072 | 35.234 +0.148 | 30.815 +0.318 | 22.418 +0.123 | 1'42.049 1'42.710 | 17 | 0.661 |
| Ideal Time Assoluto | | | 11.929 | 31.475 | 27.893 | 19.748 | 1'31.045 | | |





ACI Racing Weekend Vallelunga, 18-19 Settembre 2021
Campionato Italiano Gran Turismo Endurance - Analisi Tempi Libere 3

Vallelunga auto 4.085 m

1 / 4

3 Easy Race (1'32.943)

| Giro | Seg.1 | Seg.2 | Seg.3 | Seg.4 | T. Giro | km/h | Local Time |
|------|---------------|---------------|---------------|---------------|-----------------|--------------|-------------|
| | | | | | | | 9:00'16.049 |
| 1 | 17.172 | 36.038 | 29.484 | 20.547 | 1'43.241P | 225,0 | 9:01'59.290 |
| 2 | 12.813 | 32.871 | 28.750 | 20.902 | 1'35.336 | 229,3 | 9:03'34.626 |
| 3 | 12.492 | 32.307 | 28.538 | 20.157 | 1'33.494 | 230,8 | 9:05'08.120 |
| 4 | 12.418 | 32.106 | 28.490 | 20.087 | 1'33.101 | 231,8 | 9:06'41.221 |
| 5 | 12.350 | 32.048 | 28.543 | 20.058 | 1'32.999 | 231,3 | 9:08'14.220 |
| 6 | 12.348 | 32.148 | 28.494 | 20.286 | 1'33.276 | 233,8 | 9:09'47.496 |
| 7 | 12.552 | 32.399 | 28.888 | 6'02.939 | 7'16.778P | 234,3 | 9:17'04.274 |
| 8 | 16.771 | 32.972 | 28.803 | 20.272 | 1'38.818P | 231,3 | 9:18'43.092 |
| 9 | 12.506 | 32.284 | 28.651 | 20.123 | 1'33.564 | 233,3 | 9:20'16.656 |
| 10 | 12.372 | 32.165 | 28.635 | 20.165 | 1'33.337 | 234,8 | 9:21'49.993 |
| 11 | 12.458 | 32.395 | 28.961 | 2'18.247 | 3'32.061P | 233,8 | 9:25'22.054 |
| 12 | 18.231 | 35.001 | 28.973 | 20.647 | 1'42.852P | 232,8 | 9:27'04.906 |
| 13 | 12.365 | 32.340 | 29.131 | 20.120 | 1'33.956 | 234,3 | 9:28'38.862 |
| 14 | 12.463 | 32.468 | 28.969 | 20.210 | 1'34.110 | 233,3 | 9:30'12.972 |
| 15 | 12.240 | 32.255 | 28.835 | 20.515 | 1'33.845 | 233,8 | 9:31'46.817 |
| 16 | 12.299 | 32.056 | 28.827 | 20.750 | 1'33.932 | 233,8 | 9:33'20.749 |
| 17 | 12.249 | 33.668 | 28.883 | 3'01.940 | 4'16.740P | 224,1 | 9:37'37.489 |
| 18 | 19.250 | 35.627 | 30.831 | 20.615 | 1'46.323P | 235,3 | 9:39'23.812 |
| 19 | 12.357 | 32.914 | 28.669 | 20.549 | 1'34.489 | 234,3 | 9:40'58.301 |
| 20 | 12.358 | 32.445 | 28.669 | 2'05.029 | 3'18.501P | 234,3 | 9:44'16.802 |
| 21 | 15.849 | 36.473 | 29.228 | 21.072 | 1'42.622P | 172,8 | 9:45'59.424 |
| 22 | 12.349 | 32.075 | 28.833 | 20.262 | 1'33.519 | 233,8 | 9:47'32.943 |
| 23 | 12.331 | 32.115 | 28.573 | 20.167 | 1'33.186 | 232,8 | 9:49'06.129 |
| 24 | 12.253 | 31.940 | 28.620 | 20.130 | 1'32.943 | 234,3 | 9:50'39.072 |

| | | | | | | | |
|----|---------------|---------------|---------------|---------------|-----------------|--------------|-------------|
| 3 | 12.478 | 32.098 | 28.650 | 20.259 | 1'33.485 | 235,3 | 9:04'50.012 |
| 4 | 12.412 | 31.964 | 28.443 | 1'06.802 | 2'19.621P | 234,8 | 9:07'09.633 |
| 5 | 15.653 | 34.318 | 32.645 | 20.263 | 1'42.879P | 230,8 | 9:08'52.512 |
| 6 | 12.183 | 31.475 | 28.222 | 20.341 | 1'32.221 | 235,8 | 9:10'24.733 |
| 7 | 12.222 | 31.507 | 27.997 | 19.877 | 1'31.603 | 236,3 | 9:11'56.336 |
| 8 | 12.212 | 31.477 | 27.893 | 19.904 | 1'31.486 | 235,3 | 9:13'27.822 |
| 9 | 12.204 | 31.532 | 27.955 | 2'23.185 | 3'34.876P | 234,8 | 9:17'02.698 |
| 10 | 18.548 | 36.053 | 30.371 | 21.142 | 1'46.114P | 227,8 | 9:18'48.812 |
| 11 | 12.864 | 32.351 | 28.952 | 20.834 | 1'35.001 | 234,8 | 9:20'23.813 |
| 12 | 12.793 | 32.240 | 28.755 | 20.438 | 1'34.226 | 234,3 | 9:21'58.039 |
| 13 | 12.673 | 32.120 | 28.649 | 20.454 | 1'33.896 | 236,3 | 9:23'31.935 |
| 14 | 12.580 | 32.052 | 28.658 | 20.319 | 1'33.609 | 234,8 | 9:25'05.544 |
| 15 | 12.605 | 31.955 | 28.630 | 20.403 | 1'33.593 | 235,3 | 9:26'39.137 |
| 16 | 12.593 | 33.216 | 28.743 | 20.487 | 1'35.039 | 231,8 | 9:28'14.176 |
| 17 | 12.600 | 31.980 | 28.687 | 20.420 | 1'33.687 | 235,8 | 9:29'47.863 |
| 18 | 12.562 | 31.848 | 28.649 | 20.344 | 1'33.403 | 236,3 | 9:31'21.266 |
| 19 | 12.507 | 31.954 | 28.641 | 20.484 | 1'33.586 | 236,8 | 9:32'54.852 |
| 20 | 12.622 | 31.929 | 29.095 | 20.681 | 1'34.327 | 237,9 | 9:34'29.179 |
| 21 | 13.311 | 32.267 | 29.235 | 1'49.946 | 3'04.759P | 235,8 | 9:37'33.938 |
| 22 | 17.576 | 33.768 | 29.342 | 20.614 | 1'41.300P | 230,8 | 9:39'15.238 |
| 23 | 12.637 | 32.258 | 28.625 | 20.698 | 1'34.218 | 234,3 | 9:40'49.456 |
| 24 | 12.582 | 33.539 | 28.972 | 20.637 | 1'35.730 | 235,3 | 9:42'25.186 |
| 25 | 12.480 | 32.177 | 28.648 | 20.582 | 1'33.887 | 235,3 | 9:43'59.073 |
| 26 | 12.388 | 32.068 | 28.744 | 21.178 | 1'34.378 | 234,8 | 9:45'33.451 |
| 27 | 12.306 | 32.049 | 28.815 | 20.526 | 1'33.696 | 235,8 | 9:47'07.147 |
| 28 | 12.327 | 31.990 | 32.239 | 26.916 | 1'43.472 | 236,8 | 9:48'50.619 |
| 29 | 12.408 | 33.036 | 28.698 | 20.496 | 1'34.638 | 232,8 | 9:50'25.257 |

7 Ceccato Racing (1'32.853)

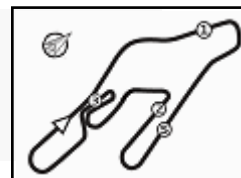
| Giro | Seg.1 | Seg.2 | Seg.3 | Seg.4 | T. Giro | km/h | Local Time |
|------|---------------|---------------|---------------|---------------|-----------------|--------------|-------------|
| | | | | | | | 9:00'13.758 |
| 1 | 19.589 | 44.758 | 35.985 | 22.695 | 2'03.027P | 151,5 | 9:02'16.785 |
| 2 | 13.762 | 34.034 | 33.129 | 21.940 | 1'42.865 | 233,8 | 9:03'59.650 |
| 3 | 13.068 | 34.570 | 29.632 | 20.461 | 1'37.731 | 225,9 | 9:05'37.381 |
| 4 | 12.169 | 32.389 | 28.987 | 20.519 | 1'34.064 | 236,3 | 9:07'11.445 |
| 5 | 11.988 | 32.211 | 29.050 | 20.221 | 1'33.470 | 236,8 | 9:08'44.915 |
| 6 | 12.005 | 32.463 | 29.158 | 2'16.023 | 3'29.649P | 236,3 | 9:12'14.564 |
| 7 | 15.616 | 32.538 | 29.018 | 20.265 | 1'37.437P | 235,3 | 9:13'52.001 |
| 8 | 11.980 | 32.417 | 28.827 | 20.237 | 1'33.461 | 235,8 | 9:15'25.462 |
| 9 | 11.976 | 32.197 | 29.135 | 1'50.691 | 3'03.999P | 236,8 | 9:18'29.461 |
| 10 | 15.649 | 32.600 | 41.891 | 28.075 | 1'58.215P | 236,3 | 9:20'27.676 |
| 11 | 11.961 | 32.047 | 28.690 | 20.155 | 1'32.853 | 239,5 | 9:22'00.529 |
| 12 | 11.929 | 32.135 | 28.793 | 20.125 | 1'32.982 | 238,4 | 9:23'33.511 |
| 13 | 11.988 | 32.408 | 28.857 | 20.208 | 1'33.461 | 239,5 | 9:25'06.972 |
| 14 | 12.023 | 32.390 | 29.854 | 2'20.641 | 3'34.908P | 239,5 | 9:28'41.880 |
| 15 | 20.314 | 33.342 | 42.967 | 26.576 | 2'03.199P | 237,4 | 9:30'45.079 |
| 16 | 12.015 | 32.177 | 29.028 | 20.502 | 1'33.722 | 238,4 | 9:32'18.801 |
| 17 | 12.218 | 32.004 | 28.663 | 1'44.192 | 2'57.077P | 238,9 | 9:35'15.878 |
| 18 | 15.729 | 32.613 | 29.677 | 20.315 | 1'38.334P | 238,4 | 9:36'54.212 |
| 19 | 12.067 | 32.040 | 28.759 | 20.191 | 1'33.057 | 239,5 | 9:38'27.269 |
| 20 | 11.982 | 32.347 | 28.898 | 20.252 | 1'33.479 | 238,9 | 9:40'00.748 |
| 21 | 11.940 | 32.480 | 29.580 | 21.104 | 1'35.104 | 238,9 | 9:41'35.852 |
| 22 | 13.351 | 33.067 | 29.629 | 1'10.207 | 2'26.254P | 237,9 | 9:44'02.106 |
| 23 | 15.676 | 32.636 | 29.687 | 20.529 | 1'38.528P | 237,9 | 9:45'40.634 |
| 24 | 11.959 | 32.132 | 29.100 | 20.301 | 1'33.492 | 238,9 | 9:47'14.126 |
| 25 | 11.930 | 32.096 | 28.886 | 20.626 | 1'33.538 | 240,0 | 9:48'47.664 |
| 26 | 12.962 | 32.542 | 28.964 | 20.436 | 1'34.904 | 240,0 | 9:50'22.568 |

11 Kessel Racing (1'32.709)

| Giro | Seg.1 | Seg.2 | Seg.3 | Seg.4 | T. Giro | km/h | Local Time |
|------|--------|---------------|---------------|---------------|-----------------|--------------|-------------|
| | | | | | | | 9:00'10.785 |
| 1 | 20.007 | 35.226 | 29.613 | 20.541 | 1'45.387P | 223,6 | 9:01'56.172 |
| 2 | 12.718 | 32.203 | 30.303 | 20.652 | 1'35.876 | 233,3 | 9:03'32.048 |
| 3 | 12.482 | 32.089 | 28.684 | 20.272 | 1'33.527 | 233,3 | 9:05'05.575 |
| 4 | 12.325 | 31.994 | 28.540 | 20.108 | 1'32.967 | 233,3 | 9:06'38.542 |
| 5 | 12.270 | 31.891 | 28.739 | 3'31.935 | 4'44.835P | 234,3 | 9:11'23.377 |
| 6 | 16.822 | 33.154 | 29.459 | 21.009 | 1'40.444P | 228,3 | 9:13'03.821 |
| 7 | 12.737 | 33.482 | 29.604 | 21.100 | 1'36.923 | 230,3 | 9:14'40.744 |
| 8 | 12.695 | 32.752 | 29.556 | 21.164 | 1'36.167 | 231,3 | 9:16'16.911 |
| 9 | 13.331 | 34.133 | 29.840 | 21.197 | 1'38.501 | 201,9 | 9:17'55.412 |
| 10 | 12.614 | 32.926 | 29.466 | 21.301 | 1'36.307 | 230,8 | 9:19'31.719 |
| 11 | 12.670 | 32.816 | 29.543 | 21.077 | 1'36.106 | 231,3 | 9:21'07.825 |
| 12 | 12.713 | 33.091 | 29.442 | 1'23.978 | 2'39.224P | 231,3 | 9:23'47.049 |
| 13 | 16.600 | 35.777 | 32.351 | 21.581 | 1'46.309P | 196,7 | 9:25'33.358 |
| 14 | 12.822 | 33.187 | 29.709 | 21.319 | 1'37.037 | 229,3 | 9:27'10.395 |
| 15 | 12.765 | 32.900 | 29.662 | 21.097 | 1'36.424 | 231,3 | 9:28'46.819 |
| 16 | 12.632 | 33.321 | 29.561 | 21.043 | 1'36.557 | 233,3 | 9:30'23.376 |
| 17 | 12.651 | 32.935 | 29.594 | 21.558 | 1'36.738 | 232,3 | 9:32'00.114 |
| 18 | 12.536 | 32.811 | 29.415 | 21.156 | 1'35.918 | 232,3 | 9:33'36.032 |
| 19 | 12.653 | 32.753 | 30.780 | 1'55.669 | 3'11.855P | 232,8 | 9:36'47.887 |
| 20 | 16.002 | 32.869 | 28.664 | 20.284 | 1'37.819P | 232,8 | 9:38'25.706 |
| 21 | 12.360 | 32.036 | 28.686 | 20.291 | 1'33.373 | 234,8 | 9:39'59.079 |
| 22 | 12.241 | 31.939 | 28.423 | 20.106 | 1'32.709 | 234,8 | 9:41'31.788 |
| 23 | 12.192 | 32.026 | 28.653 | 20.127 | 1'32.998 | 235,3 | 9:43'04.786 |
| 24 | 12.220 | 31.950 | 28.621 | 20.348 | 1'33.139 | 234,3 | 9:44'37.925 |
| 25 | 12.159 | 32.071 | 28.376 | 20.133 | 1'32.739 | 234,8 | 9:46'10.664 |
| 26 | 12.160 | 32.044 | 28.474 | 20.199 | 1'32.877 | 235,8 | 9:47'43.541 |
| 27 | 12.180 | 31.945 | 28.566 | 20.124 | 1'32.815 | 235,8 | 9:49'16.356 |

8 AF Corse (1'31.486)

| Giro | Seg.1 | Seg.2 | Seg.3 | Seg.4 | T. Giro | km/h | Local Time |
|------|-------|-------|-------|-------|---------|------|------------|
|------|-------|-------|-------|-------|---------|------|------------|



ACI Racing Weekend Vallelunga, 18-19 Settembre 2021
Campionato Italiano Gran Turismo Endurance - Analisi Tempi Libere 3

Vallelunga auto 4.085 m

2 / 4

| 2 | 14.251 | 36.945 | 29.132 | 20.689 | 1'41.017 | 163,1 | 9:10'10.137 | 11 | 17.283 | 34.000 | 29.546 | 20.942 | 1'41.771P | 227,4 | 9:26'46.052 |
|----|--------|--------|--------|----------|-----------|-------|-------------|----|--------|--------|--------|----------|-----------|-------|-------------|
| 3 | 12.658 | 32.858 | 28.684 | 20.180 | 1'34.380 | 231,8 | 9:11'44.517 | 12 | 12.892 | 33.493 | 29.515 | 20.636 | 1'36.536 | 229,3 | 9:28'22.588 |
| 4 | 12.374 | 32.124 | 29.014 | 20.253 | 1'33.765 | 231,8 | 9:13'18.282 | 13 | 12.672 | 32.990 | 29.401 | 20.576 | 1'35.639 | 229,8 | 9:29'58.227 |
| 5 | 12.183 | 32.118 | 28.915 | 20.321 | 1'33.537 | 232,3 | 9:14'51.819 | 14 | 12.851 | 33.328 | 29.334 | 20.795 | 1'36.308 | 229,8 | 9:31'34.535 |
| 6 | 12.382 | 34.192 | 33.402 | 2'57.332 | 4'17.308P | 230,3 | 9:19'09.127 | 15 | 14.683 | 37.640 | 32.221 | 22.655 | 1'47.199 | 193,9 | 9:33'21.734 |
| 7 | 15.975 | 32.969 | 29.263 | 20.593 | 1'38.800P | 229,3 | 9:20'47.927 | 16 | 12.688 | 33.302 | 29.148 | 20.937 | 1'36.075 | 227,4 | 9:34'57.809 |
| 8 | 12.313 | 32.104 | 28.391 | 20.069 | 1'32.877 | 230,3 | 9:22'20.804 | 17 | 12.845 | 32.905 | 29.445 | 21.206 | 1'36.401 | 230,3 | 9:36'34.210 |
| 9 | 12.260 | 31.820 | 28.382 | 19.972 | 1'32.434 | 231,8 | 9:23'53.238 | 18 | 12.804 | 33.219 | 29.709 | 1'46.384 | 3'02.116P | 230,3 | 9:39'36.326 |
| 10 | 12.221 | 31.791 | 28.165 | 19.962 | 1'32.139 | 232,8 | 9:25'25.377 | 19 | 16.843 | 33.982 | 29.631 | 20.745 | 1'41.201P | 229,3 | 9:41'17.527 |
| 11 | 12.204 | 31.721 | 28.211 | 20.022 | 1'32.158 | 232,3 | 9:26'57.535 | 20 | 12.942 | 33.073 | 29.005 | 20.777 | 1'35.797 | 229,8 | 9:42'53.324 |
| 12 | 12.210 | 31.797 | 28.472 | 3'19.588 | 4'32.067P | 232,8 | 9:31'29.602 | 21 | 12.683 | 32.667 | 29.275 | 20.592 | 1'35.217 | 229,8 | 9:44'28.541 |
| 13 | 16.655 | 34.292 | 33.933 | 20.157 | 1'45.037P | 219,5 | 9:33'14.639 | 22 | 12.671 | 32.974 | 28.901 | 20.559 | 1'35.105 | 230,3 | 9:46'03.646 |
| 14 | 12.261 | 31.969 | 28.425 | 20.138 | 1'32.793 | 232,8 | 9:34'47.432 | 23 | 12.622 | 32.499 | 29.067 | 20.499 | 1'34.687 | 231,8 | 9:47'38.333 |
| 15 | 12.240 | 31.904 | 28.404 | 20.220 | 1'32.768 | 233,8 | 9:36'20.200 | 24 | 12.543 | 32.376 | 29.015 | 20.560 | 1'34.494 | 231,3 | 9:49'12.827 |
| 16 | 12.201 | 31.919 | 28.298 | 20.219 | 1'32.637 | 233,3 | 9:37'52.837 | | | | | | | | |
| 17 | 12.189 | 32.044 | 28.978 | 2'18.364 | 3'31.575P | 234,3 | 9:41'24.412 | | | | | | | | |
| 18 | 16.193 | 34.498 | 31.172 | 20.564 | 1'42.427P | 232,3 | 9:43'06.839 | | | | | | | | |
| 19 | 12.254 | 32.019 | 28.508 | 20.300 | 1'33.081 | 233,8 | 9:44'39.920 | | | | | | | | |
| 20 | 12.196 | 31.944 | 28.373 | 20.379 | 1'32.892 | 234,3 | 9:46'12.812 | | | | | | | | |
| 21 | 12.191 | 31.966 | 28.442 | 20.281 | 1'32.880 | 234,8 | 9:47'45.692 | | | | | | | | |
| 22 | 12.178 | 31.939 | 28.328 | 20.318 | 1'32.763 | 234,8 | 9:49'18.455 | | | | | | | | |

21 AF Corse (1'31.951)

| Giro | Seg.1 | Seg.2 | Seg.3 | Seg.4 | T. Giro | km/h | Local Time |
|------|--------|--------|--------|----------|-----------|-------|-------------|
| 1 | 22.597 | 34.720 | 29.720 | 20.602 | 1'47.639P | 231,8 | 9:03'37.315 |
| 2 | 12.427 | 33.522 | 29.081 | 20.516 | 1'35.546 | 229,8 | 9:05'12.861 |
| 3 | 12.309 | 32.631 | 28.828 | 20.339 | 1'34.107 | 236,8 | 9:06'46.968 |
| 4 | 12.244 | 32.379 | 28.698 | 21.501 | 1'34.822 | 237,4 | 9:08'21.790 |
| 5 | 12.251 | 33.245 | 28.976 | 20.533 | 1'35.005 | 236,8 | 9:09'56.795 |
| 6 | 12.200 | 32.187 | 28.731 | 20.359 | 1'33.477 | 238,9 | 9:11'30.272 |
| 7 | 12.498 | 33.383 | 29.472 | 1'35.138 | 2'50.491P | 232,3 | 9:14'20.763 |
| 8 | 18.133 | 33.076 | 29.060 | 20.418 | 1'40.687P | 237,4 | 9:16'01.450 |
| 9 | 12.474 | 32.229 | 28.853 | 20.272 | 1'33.828 | 233,8 | 9:17'35.278 |
| 10 | 12.189 | 32.167 | 28.675 | 20.171 | 1'33.202 | 238,4 | 9:19'08.480 |
| 11 | 12.163 | 32.239 | 28.793 | 20.282 | 1'33.477 | 236,8 | 9:20'41.957 |
| 12 | 12.345 | 32.645 | 29.018 | 4'52.562 | 6'06.570P | 233,3 | 9:26'48.527 |
| 13 | 16.338 | 33.784 | 28.868 | 20.265 | 1'39.255P | 230,8 | 9:28'27.782 |
| 14 | 12.308 | 31.814 | 28.380 | 19.942 | 1'32.444 | 238,9 | 9:30'00.226 |
| 15 | 12.164 | 31.811 | 28.083 | 19.893 | 1'31.951 | 235,3 | 9:31'32.177 |
| 16 | 12.148 | 31.779 | 30.194 | 2'10.541 | 3'24.662P | 234,3 | 9:34'56.839 |
| 17 | 17.116 | 34.087 | 31.099 | 20.670 | 1'42.972P | 212,6 | 9:36'39.811 |
| 18 | 12.337 | 32.200 | 28.464 | 20.300 | 1'33.301 | 234,8 | 9:38'13.112 |
| 19 | 12.206 | 31.918 | 28.347 | 20.197 | 1'32.668 | 233,8 | 9:39'45.780 |

14 Audi Sport Italia (1'33.384)

| Giro | Seg.1 | Seg.2 | Seg.3 | Seg.4 | T. Giro | km/h | Local Time |
|------|--------|--------|--------|----------|-----------|-------|-------------|
| 1 | 21.623 | 34.367 | 28.851 | 20.695 | 1'45.536P | 188,2 | 9:02'45.950 |
| 2 | 12.700 | 32.233 | 28.781 | 20.336 | 1'34.050 | 232,3 | 9:04'20.000 |
| 3 | 12.289 | 32.278 | 28.789 | 20.318 | 1'33.674 | 234,3 | 9:05'53.674 |
| 4 | 12.240 | 32.161 | 28.693 | 20.295 | 1'33.389 | 233,8 | 9:07'27.063 |
| 5 | 12.288 | 32.336 | 28.596 | 20.280 | 1'33.500 | 233,8 | 9:09'00.563 |
| 6 | 12.243 | 32.274 | 29.845 | 2'16.602 | 3'30.964P | 233,3 | 9:12'31.527 |
| 7 | 16.591 | 33.895 | 29.621 | 20.463 | 1'40.570P | 230,8 | 9:14'12.097 |
| 8 | 12.421 | 32.622 | 28.856 | 20.333 | 1'34.232 | 231,8 | 9:15'46.329 |
| 9 | 12.477 | 33.481 | 30.127 | 20.820 | 1'36.905 | 232,3 | 9:17'23.234 |
| 10 | 12.332 | 32.120 | 28.858 | 20.380 | 1'33.690 | 231,8 | 9:18'56.924 |
| 11 | 12.261 | 33.166 | 29.480 | 20.426 | 1'35.333 | 233,3 | 9:20'32.257 |
| 12 | 12.281 | 32.961 | 29.273 | 20.351 | 1'34.866 | 233,3 | 9:22'07.123 |
| 13 | 12.299 | 32.372 | 28.773 | 20.390 | 1'33.834 | 234,3 | 9:23'40.957 |
| 14 | 12.270 | 32.294 | 29.186 | 4'51.970 | 6'05.720P | 234,3 | 9:29'46.677 |
| 15 | 15.330 | 32.705 | 28.960 | 20.510 | 1'37.505P | 232,8 | 9:31'24.182 |
| 16 | 12.263 | 32.416 | 28.699 | 20.369 | 1'33.747 | 234,8 | 9:32'57.929 |
| 17 | 12.217 | 32.579 | 33.094 | 21.477 | 1'39.367 | 235,3 | 9:34'37.296 |
| 18 | 12.217 | 32.432 | 28.826 | 20.415 | 1'33.890 | 234,3 | 9:36'11.186 |
| 19 | 12.193 | 32.137 | 28.983 | 20.335 | 1'33.648 | 235,3 | 9:37'44.834 |
| 20 | 13.031 | 33.466 | 29.270 | 4'10.104 | 5'25.871P | 234,3 | 9:43'10.705 |
| 21 | 15.393 | 33.358 | 29.231 | 20.727 | 1'38.709P | 232,8 | 9:44'49.414 |
| 22 | 12.423 | 32.660 | 28.806 | 20.376 | 1'34.265 | 233,8 | 9:46'23.679 |
| 23 | 12.202 | 32.202 | 28.765 | 20.215 | 1'33.384 | 234,8 | 9:47'57.063 |
| 24 | 12.185 | 32.436 | 28.670 | 21.805 | 1'35.096 | 234,3 | 9:49'32.159 |

19 Imperiale Racing (1'34.494)

| Giro | Seg.1 | Seg.2 | Seg.3 | Seg.4 | T. Giro | km/h | Local Time |
|------|--------|--------|--------|----------|-----------|-------|-------------|
| 1 | 23.352 | 45.767 | 36.987 | 25.535 | 2'11.641P | 157,7 | 9:02'19.696 |
| 2 | 14.666 | 37.855 | 31.670 | 22.836 | 1'47.027 | 224,5 | 9:04'06.723 |
| 3 | 13.636 | 36.133 | 30.045 | 22.039 | 1'41.853 | 225,0 | 9:05'48.576 |
| 4 | 13.193 | 35.255 | 31.613 | 5'31.316 | 6'51.377P | 225,9 | 9:12'39.953 |
| 5 | 17.271 | 34.488 | 29.867 | 21.826 | 1'43.452P | 225,5 | 9:14'23.405 |
| 6 | 12.862 | 34.166 | 31.269 | 21.725 | 1'40.022 | 228,3 | 9:16'03.427 |
| 7 | 13.292 | 34.372 | 30.677 | 21.748 | 1'40.089 | 227,8 | 9:17'43.516 |
| 8 | 13.082 | 34.503 | 30.187 | 21.442 | 1'39.214 | 228,3 | 9:19'22.730 |
| 9 | 12.888 | 33.913 | 30.075 | 21.532 | 1'38.408 | 228,8 | 9:21'01.138 |
| 10 | 12.865 | 34.278 | 30.429 | 2'45.571 | 4'03.143P | 227,8 | 9:25'04.281 |

25 RS Racing (1'31.775)

| Giro | Seg.1 | Seg.2 | Seg.3 | Seg.4 | T. Giro | km/h | Local Time |
|------|--------|--------|--------|----------|-----------|-------|-------------|
| 1 | 17.963 | 35.241 | 31.960 | 21.588 | 1'46.752P | 225,9 | 9:02'13.996 |
| 2 | 12.959 | 33.092 | 28.973 | 21.075 | 1'36.099 | 228,8 | 9:03'50.095 |
| 3 | 12.597 | 32.564 | 28.979 | 20.625 | 1'34.765 | 231,3 | 9:05'24.860 |
| 4 | 12.432 | 32.709 | 28.797 | 20.430 | 1'34.368 | 230,8 | 9:06'59.228 |
| 5 | 12.502 | 32.521 | 28.867 | 20.694 | 1'34.584 | 231,3 | 9:08'33.812 |
| 6 | 12.440 | 32.392 | 28.789 | 20.787 | 1'34.408 | 231,3 | 9:10'08.220 |
| 7 | 12.461 | 32.431 | 28.777 | 1'51.953 | 3'05.622P | 230,8 | 9:13'13.842 |
| 8 | 15.500 | 34.314 | 28.618 | 22.219 | 1'40.651P | 212,6 | 9:14'54.493 |
| 9 | 12.147 | 32.489 | 29.921 | 20.230 | 1'34.787 | 229,3 | 9:16'29.280 |
| 10 | 12.136 | 33.681 | 29.048 | 1'29.604 | 2'44.469P | 232,8 | 9:19'13.749 |
| 11 | 16.002 | 33.378 | 29.224 | 20.518 | 1'39.122P | 230,3 | 9:20'52.871 |
| 12 | 12.105 | 31.701 | 28.467 | 19.904 | 1'32.177 | 233,3 | 9:22'25.048 |
| 13 | 12.062 | 31.572 | 28.254 | 19.887 | 1'31.775 | 234,3 | 9:23'56.823 |
| 14 | 12.065 | 31.774 | 29.074 | 20.105 | 1'33.018 | 234,3 | 9:25'29.841 |
| 15 | 12.066 | 32.347 | 28.701 | 20.091 | 1'33.205 | 233,3 | 9:27'03.046 |
| 16 | 12.087 | 31.854 | 29.080 | 2'57.004 | 4'10.025P | 233,8 | 9:31'13.071 |
| 17 | 18.745 | 35.386 | 29.189 | 20.743 | 1'44.063P | 169,0 | 9:32'57.134 |
| 18 | 12.503 | 32.469 | 28.792 | 20.545 | 1'34.309 | 231,3 | 9:34'31.443 |
| 19 | 12.495 | 32.731 | 29.441 | 20.637 | 1'35.304 | 233,3 | 9:36'06.747 |
| 20 | 12.496 | 32.489 | 28.713 | 20.979 | 1'34.677 | 232,3 | 9:37'41.424 |
| 21 | 12.565 | 32.531 | 28.770 | 20.697 | 1'34.563 | 232,3 | 9:39'15.987 |
| 22 | 12.379 | 32.244 | 28.795 | 20.524 | 1'33.942 | 233,3 | 9:40'49.929 |

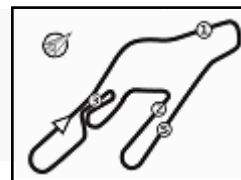
18/09/2021

P = Box In/Out - C = Tempo Invalidato



Powered by FICr PERUGIA TIMING





Vallelunga auto 4.085 m

ACI Racing Weekend Vallelunga, 18-19 Settembre 2021
Campionato Italiano Gran Turismo Endurance - Analisi Tempi Libere 3

3 / 4

| | | | | | | | | | | | | | | | |
|----|--------|--------|--------|--------|----------|-------|-------------|----|--------|---------------|--------|----------|-----------|-------|-------------|
| 23 | 12.378 | 32.556 | 28.692 | 20.484 | 1'34.110 | 233,3 | 9:42'24.039 | 5 | 12.250 | 32.386 | 28.962 | 1'55.115 | 3'08.713P | 236,3 | 9:10'13.245 |
| 24 | 12.340 | 32.221 | 28.594 | 20.497 | 1'33.652 | 231,3 | 9:43'57.691 | 6 | 19.443 | 34.509 | 32.073 | 21.223 | 1'47.248P | 231,8 | 9:12'00.493 |
| 25 | 12.380 | 32.378 | 28.704 | 20.526 | 1'33.988 | 231,3 | 9:45'31.679 | 7 | 12.539 | 32.198 | 28.839 | 20.369 | 1'33.945 | 236,3 | 9:13'34.438 |
| 26 | 12.433 | 32.507 | 28.754 | 20.599 | 1'34.293 | 231,3 | 9:47'05.972 | 8 | 12.402 | 31.996 | 28.778 | 20.213 | 1'33.389 | 234,3 | 9:15'07.827 |
| 27 | 12.420 | 32.394 | 28.976 | 20.570 | 1'34.360 | 233,3 | 9:48'40.332 | 9 | 12.370 | 32.012 | 28.686 | 20.270 | 1'33.338 | 234,8 | 9:16'41.165 |
| 28 | 12.354 | 32.912 | 28.910 | 20.802 | 1'34.978 | 232,8 | 9:50'15.310 | 10 | 12.389 | 32.055 | 29.456 | 21.097 | 1'34.997 | 236,8 | 9:18'16.162 |

27 Scuderia Baldini 27 (1'31.556)

| Giro | Seg.1 | Seg.2 | Seg.3 | Seg.4 | T. Giro | km/h | Local Time |
|------|---------------|---------------|---------------|---------------|-----------------|--------------|-------------|
| | | | | | | | 9:00'57.892 |
| 1 | 15.889 | 32.956 | 28.875 | 20.399 | 1'38.119P | 231,8 | 9:02'36.011 |
| 2 | 12.333 | 32.146 | 29.694 | 20.630 | 1'34.803 | 234,3 | 9:04'10.814 |
| 3 | 12.173 | 31.968 | 28.955 | 20.054 | 1'33.150 | 235,8 | 9:05'43.964 |
| 4 | 12.129 | 31.949 | 28.680 | 1'20.514 | 2'33.272P | 234,8 | 9:08'17.236 |
| 5 | 15.488 | 32.316 | 28.240 | 19.857 | 1'35.901P | 233,3 | 9:09'53.137 |
| 6 | 12.080 | 31.565 | 28.163 | 19.748 | 1'31.556 | 236,3 | 9:11'24.693 |
| 7 | 12.376 | 33.113 | 28.619 | 2'47.855 | 4'01.963P | 232,3 | 9:15'26.656 |
| 8 | 17.151 | 35.387 | 29.892 | 20.465 | 1'42.895P | 227,8 | 9:17'09.551 |
| 9 | 12.225 | 34.518 | 30.567 | 20.535 | 1'37.845 | 229,8 | 9:18'47.396 |
| 10 | 12.198 | 31.839 | 28.298 | 19.983 | 1'32.318 | 234,8 | 9:20'19.714 |
| 11 | 12.114 | 31.874 | 28.248 | 20.103 | 1'32.339 | 234,3 | 9:21'52.053 |
| 12 | 12.743 | 34.331 | 29.945 | 20.223 | 1'37.242 | 232,3 | 9:23'29.295 |
| 13 | 12.151 | 31.728 | 28.178 | 20.034 | 1'32.091 | 233,8 | 9:25'01.386 |
| 14 | 12.147 | 31.843 | 28.173 | 3'17.278 | 4'29.441P | 233,3 | 9:29'30.827 |
| 15 | 17.040 | 33.538 | 31.637 | 20.669 | 1'42.884P | 231,8 | 9:31'13.711 |
| 16 | 12.362 | 32.150 | 28.791 | 20.434 | 1'33.737 | 233,3 | 9:32'47.448 |
| 17 | 12.256 | 32.042 | 28.574 | 20.315 | 1'33.187 | 233,3 | 9:34'20.635 |
| 18 | 12.277 | 32.147 | 28.565 | 20.349 | 1'33.338 | 233,3 | 9:35'53.973 |
| 19 | 14.430 | 34.013 | 30.987 | 21.093 | 1'40.523 | 232,3 | 9:37'34.496 |
| 20 | 12.349 | 32.211 | 28.565 | 20.335 | 1'33.460 | 233,3 | 9:39'07.956 |
| 21 | 12.321 | 32.097 | 28.501 | 20.338 | 1'33.257 | 234,3 | 9:40'41.213 |

88 LP Racing (1'33.150)

| Giro | Seg.1 | Seg.2 | Seg.3 | Seg.4 | T. Giro | km/h | Local Time |
|------|---------------|---------------|---------------|---------------|-----------------|--------------|-------------|
| | | | | | | | 9:01'28.734 |
| 1 | 16.508 | 36.127 | 29.955 | 21.179 | 1'43.769P | 203,8 | 9:03'12.503 |
| 2 | 13.177 | 34.346 | 30.492 | 20.807 | 1'38.822 | 226,9 | 9:04'51.325 |
| 3 | 12.535 | 33.963 | 29.507 | 21.227 | 1'37.232 | 227,8 | 9:06'28.557 |
| 4 | 12.747 | 33.240 | 28.963 | 20.593 | 1'35.543 | 227,8 | 9:08'04.100 |
| 5 | 13.059 | 33.083 | 28.933 | 5'19.326 | 6'34.401P | 229,3 | 9:14'38.501 |
| 6 | 16.460 | 32.892 | 46.355 | 21.313 | 1'57.020P | 228,8 | 9:16'35.521 |
| 7 | 13.350 | 33.620 | 28.755 | 20.500 | 1'36.225 | 225,5 | 9:18'11.746 |
| 8 | 12.313 | 32.476 | 28.513 | 20.281 | 1'33.583 | 229,8 | 9:19'45.329 |
| 9 | 12.330 | 32.035 | 28.728 | 20.178 | 1'33.271 | 231,3 | 9:21'18.600 |
| 10 | 12.323 | 32.290 | 28.756 | 20.365 | 1'33.734 | 230,3 | 9:22'52.334 |
| 11 | 12.320 | 32.275 | 28.852 | 20.201 | 1'33.648 | 230,3 | 9:24'25.982 |
| 12 | 12.311 | 32.673 | 28.912 | 3'55.776 | 5'09.672P | 226,9 | 9:29'35.654 |
| 13 | 16.838 | 34.372 | 28.929 | 21.070 | 1'41.209P | 225,5 | 9:31'16.863 |
| 14 | 12.957 | 33.542 | 28.850 | 20.864 | 1'36.213 | 227,8 | 9:32'53.076 |
| 15 | 12.776 | 32.999 | 29.079 | 21.194 | 1'36.048 | 230,3 | 9:34'29.124 |
| 16 | 13.909 | 33.170 | 30.223 | 21.012 | 1'38.314 | 230,3 | 9:36'07.438 |
| 17 | 12.774 | 33.005 | 28.881 | 21.411 | 1'36.071 | 229,8 | 9:37'43.509 |
| 18 | 13.543 | 33.702 | 29.117 | 21.102 | 1'37.464 | 229,3 | 9:39'20.973 |
| 19 | 12.798 | 32.823 | 29.604 | 21.176 | 1'36.401 | 229,8 | 9:40'57.374 |
| 20 | 12.877 | 33.605 | 29.365 | 1'35.716 | 2'51.563P | 225,9 | 9:43'48.937 |
| 21 | 16.181 | 33.240 | 28.853 | 20.232 | 1'38.506P | 227,4 | 9:45'27.443 |
| 22 | 12.373 | 32.483 | 28.725 | 20.280 | 1'33.861 | 230,3 | 9:47'01.304 |
| 23 | 12.331 | 32.178 | 28.488 | 20.153 | 1'33.150 | 231,8 | 9:48'34.454 |
| 24 | 12.674 | 32.348 | 28.414 | 20.214 | 1'33.650 | 231,3 | 9:50'08.104 |

215 Ceccato Racing (1'42.710)

| Giro | Seg.1 | Seg.2 | Seg.3 | Seg.4 | T. Giro | km/h | Local Time |
|------|--------|--------|---------------|----------|-----------|-------|-------------|
| | | | | | | | 9:00'20.363 |
| 1 | 20.242 | 45.304 | 34.902 | 24.417 | 2'04.865P | 149,8 | 9:02'25.228 |
| 2 | 15.887 | 36.683 | 32.641 | 23.014 | 1'48.225 | 207,7 | 9:04'13.453 |
| 3 | 13.915 | 35.947 | 31.650 | 22.924 | 1'44.436 | 210,5 | 9:05'57.889 |
| 4 | 13.830 | 35.848 | 31.319 | 22.582 | 1'43.579 | 210,1 | 9:07'41.468 |
| 5 | 13.792 | 35.824 | 31.270 | 22.630 | 1'43.516 | 211,4 | 9:09'24.984 |
| 6 | 13.811 | 35.951 | 30.986 | 22.729 | 1'43.477 | 210,1 | 9:11'08.461 |
| 7 | 13.850 | 35.709 | 30.815 | 22.511 | 1'42.885 | 210,1 | 9:12'51.346 |
| 8 | 13.781 | 35.673 | 31.274 | 22.744 | 1'43.472 | 211,8 | 9:14'34.818 |
| 9 | 13.803 | 35.822 | 32.816 | 2'51.912 | 4'14.353P | 211,4 | 9:18'49.171 |
| 10 | 17.526 | 36.106 | 31.832 | 22.758 | 1'48.222P | 210,9 | 9:20'37.393 |

77 Nova Race (1'32.695)

| Giro | Seg.1 | Seg.2 | Seg.3 | Seg.4 | T. Giro | km/h | Local Time |
|------|--------|--------|--------|--------|-----------|-------|-------------|
| | | | | | | | 9:00'39.745 |
| 1 | 16.183 | 35.119 | 29.578 | 20.952 | 1'41.832P | 231,8 | 9:02'21.577 |
| 2 | 12.674 | 32.591 | 29.032 | 20.587 | 1'34.884 | 236,3 | 9:03'56.461 |
| 3 | 12.289 | 32.745 | 28.914 | 20.493 | 1'34.441 | 235,3 | 9:05'30.902 |
| 4 | 12.285 | 32.216 | 28.794 | 20.335 | 1'33.630 | 236,8 | 9:07'04.532 |

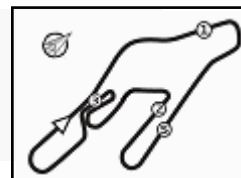
18/09/2021

P = Box In/Out - C = Tempo Invalidato



Powered by FICr PERUGIA TIMING





Vallelunga auto 4.085 m

4 / 4

ACI Racing Weekend Vallelunga, 18-19 Settembre 2021
Campionato Italiano Gran Turismo Endurance - Analisi Tempi Libere 3

| | | | | | | | | | | | | | | | |
|----|--------|--------|--------|----------|-----------|-------|-------------|----|--------|--------|--------|--------|----------|-------|-------------|
| 11 | 13.693 | 35.828 | 31.361 | 22.510 | 1'43.392 | 212,2 | 9:22'20.785 | 23 | 15.111 | 38.499 | 31.508 | 23.179 | 1'48.297 | 234,3 | 9:50'22.270 |
| 12 | 13.813 | 35.630 | 31.680 | 22.573 | 1'43.696 | 213,0 | 9:24'04.481 | | | | | | | | |
| 13 | 13.786 | 35.798 | 31.279 | 22.423 | 1'43.286 | 211,4 | 9:25'47.767 | | | | | | | | |
| 14 | 13.782 | 35.723 | 31.509 | 2'50.220 | 4'11.234P | 211,8 | 9:29'59.001 | | | | | | | | |
| 15 | 17.698 | 36.268 | 32.041 | 23.490 | 1'49.497P | 212,2 | 9:31'48.498 | | | | | | | | |
| 16 | 13.654 | 35.382 | 31.133 | 22.541 | 1'42.710 | 214,7 | 9:33'31.208 | | | | | | | | |
| 17 | 13.582 | 35.234 | 31.521 | 22.418 | 1'42.755 | 214,3 | 9:35'13.963 | | | | | | | | |
| 18 | 13.654 | 35.329 | 31.471 | 22.419 | 1'42.873 | 214,3 | 9:36'56.836 | | | | | | | | |
| 19 | 14.432 | 37.549 | 33.255 | 3'05.017 | 4'30.253P | 209,7 | 9:41'27.089 | | | | | | | | |

333 SR&R (1'37.968)

| Giro | Seg.1 | Seg.2 | Seg.3 | Seg.4 | T. Giro | km/h | Local Time |
|------|--------|--------|--------|----------|-----------|-------|-------------|
| | | | | | | | 9:12'24.217 |
| 1 | 20.948 | 36.153 | 32.584 | 21.518 | 1'51.203P | 232,3 | 9:14'15.420 |
| 2 | 13.200 | 34.049 | 30.233 | 21.382 | 1'38.864 | 236,3 | 9:15'54.284 |
| 3 | 13.836 | 34.397 | 30.535 | 2'18.935 | 3'37.703P | 233,8 | 9:19'31.987 |
| 4 | 17.148 | 34.885 | 35.762 | 21.433 | 1'49.228P | 235,3 | 9:21'21.215 |
| 5 | 13.084 | 33.996 | 29.601 | 21.287 | 1'37.968 | 235,3 | 9:22'59.183 |
| 6 | 13.227 | 33.618 | 29.579 | 2'30.356 | 3'46.780P | 236,8 | 9:26'45.963 |
| 7 | 17.536 | 36.982 | 38.756 | 21.491 | 1'54.765P | 188,2 | 9:28'40.728 |
| 8 | 13.196 | 34.054 | 29.700 | 21.548 | 1'38.498 | 236,3 | 9:30'19.226 |

334 SR&R (1'42.061)

| Giro | Seg.1 | Seg.2 | Seg.3 | Seg.4 | T. Giro | km/h | Local Time |
|------|--------|--------|--------|-----------|------------|-------|-------------|
| | | | | | | | 9:01'36.153 |
| 1 | 20.490 | 39.783 | 36.483 | 2'43.359 | 4'20.115P | 215,1 | 9:05'56.268 |
| 2 | 17.947 | 36.161 | 31.803 | 22.938 | 1'48.849P | 221,3 | 9:07'45.117 |
| 3 | 13.616 | 35.146 | 30.596 | 22.703 | 1'42.061 | 225,9 | 9:09'27.178 |
| 4 | 13.680 | 35.525 | 30.876 | 5'21.079 | 6'41.160P | 224,1 | 9:16'08.338 |
| 5 | 23.878 | 41.800 | 38.231 | 28.024 | 2'11.933P | 218,2 | 9:18'20.271 |
| 6 | 14.416 | 36.457 | 31.574 | 23.132 | 1'45.579 | 222,7 | 9:20'05.850 |
| 7 | 14.134 | 35.553 | 31.203 | 22.637 | 1'43.527 | 224,1 | 9:21'49.377 |
| 8 | 17.356 | 40.378 | 34.347 | 17'45.864 | 19'17.945P | 159,3 | 9:41'07.322 |
| 9 | 22.617 | 47.132 | 40.605 | 23.482 | 2'13.836P | 182,1 | 9:43'21.158 |
| 10 | 15.060 | 37.614 | 32.731 | 22.749 | 1'48.154 | 220,4 | 9:45'09.312 |
| 11 | 14.479 | 37.130 | 33.004 | 22.878 | 1'47.491 | 221,8 | 9:46'56.803 |
| 12 | 14.878 | 37.048 | 32.871 | 22.924 | 1'47.721 | 220,9 | 9:48'44.524 |

351 Bonaldi Motorsport (1'39.289)

| Giro | Seg.1 | Seg.2 | Seg.3 | Seg.4 | T. Giro | km/h | Local Time |
|------|--------|--------|--------|----------|-----------|-------|-------------|
| | | | | | | | 9:02'13.748 |
| 1 | 27.405 | 46.110 | 36.487 | 25.440 | 2'15.442P | 198,9 | 9:04'29.190 |
| 2 | 15.458 | 38.515 | 32.486 | 23.311 | 1'49.770 | 230,8 | 9:06'18.960 |
| 3 | 13.904 | 34.463 | 30.365 | 22.097 | 1'40.829 | 235,3 | 9:07'59.789 |
| 4 | 13.581 | 34.472 | 30.700 | 24.921 | 1'43.674 | 237,9 | 9:09'43.463 |
| 5 | 13.701 | 35.883 | 32.512 | 23.065 | 1'45.161 | 235,8 | 9:11'28.624 |
| 6 | 13.918 | 35.861 | 30.569 | 22.202 | 1'42.550 | 236,3 | 9:13'11.174 |
| 7 | 13.431 | 34.215 | 30.022 | 21.621 | 1'39.289 | 235,3 | 9:14'50.463 |
| 8 | 13.437 | 36.736 | 31.952 | 22.471 | 1'44.596 | 220,9 | 9:16'35.059 |
| 9 | 13.655 | 36.014 | 31.493 | 22.877 | 1'44.039 | 237,9 | 9:18'19.098 |
| 10 | 13.787 | 35.903 | 32.672 | 6'41.905 | 8'04.267P | 234,3 | 9:26'23.365 |
| 11 | 24.992 | 45.205 | 36.695 | 25.749 | 2'12.641P | 198,5 | 9:28'36.006 |
| 12 | 17.322 | 42.125 | 34.522 | 23.240 | 1'57.209 | 227,4 | 9:30'33.215 |
| 13 | 14.581 | 37.219 | 30.771 | 22.892 | 1'45.463 | 232,8 | 9:32'18.678 |
| 14 | 15.058 | 37.004 | 31.177 | 23.434 | 1'46.673 | 233,8 | 9:34'05.351 |
| 15 | 14.305 | 36.827 | 33.101 | 23.650 | 1'47.883 | 231,3 | 9:35'53.234 |
| 16 | 16.045 | 38.041 | 31.705 | 24.295 | 1'50.086 | 231,8 | 9:37'43.320 |
| 17 | 16.577 | 39.127 | 32.232 | 23.370 | 1'51.306 | 231,8 | 9:39'34.626 |
| 18 | 14.367 | 36.908 | 31.878 | 23.560 | 1'46.713 | 232,8 | 9:41'21.339 |
| 19 | 14.570 | 41.459 | 32.669 | 24.202 | 1'52.900 | 232,8 | 9:43'14.239 |
| 20 | 14.744 | 37.224 | 32.534 | 23.071 | 1'47.573 | 231,8 | 9:45'01.812 |
| 21 | 14.538 | 37.098 | 31.248 | 23.335 | 1'46.219 | 231,8 | 9:46'48.031 |
| 22 | 14.429 | 37.451 | 30.875 | 23.187 | 1'45.942 | 232,8 | 9:48'33.973 |

18/09/2021

P = Box In/Out - C = Tempo Invalidato

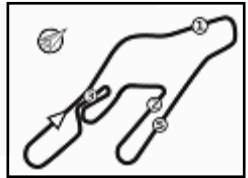


ACI Global Servizi



Powered by FICr PERUGIA TIMING

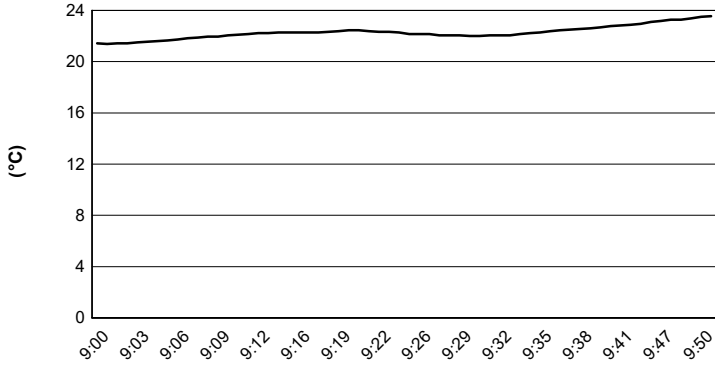




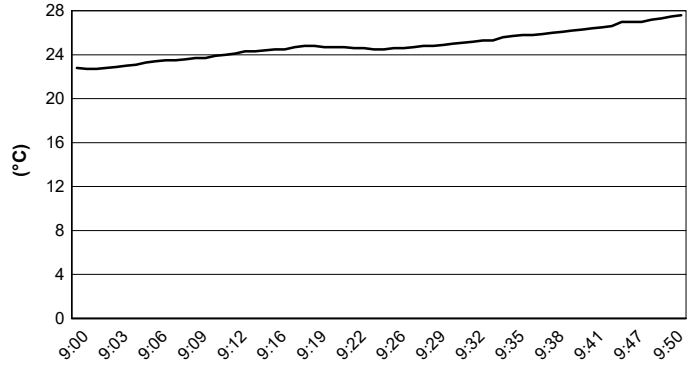
Vallelunga auto 4.085 m

ACI Racing Weekend Vallelunga, 18-19 Settembre 2021
Campionato Italiano Gran Turismo Endurance - Meteo Libere 3
Session started 09:00 - Session ended 9:51

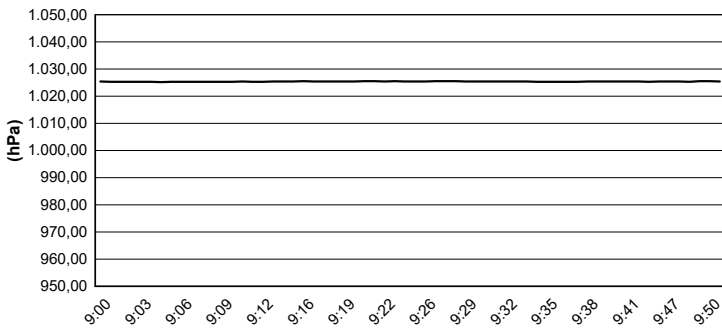
Air Temperature



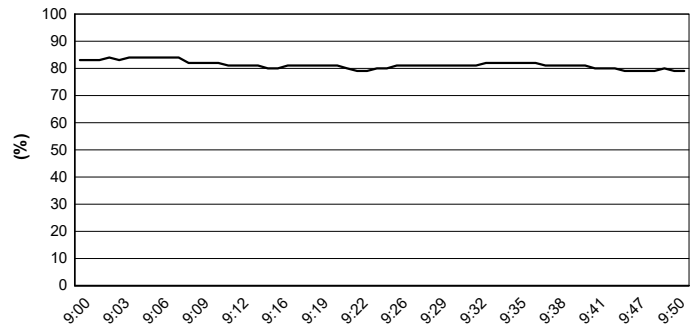
Track Temperature



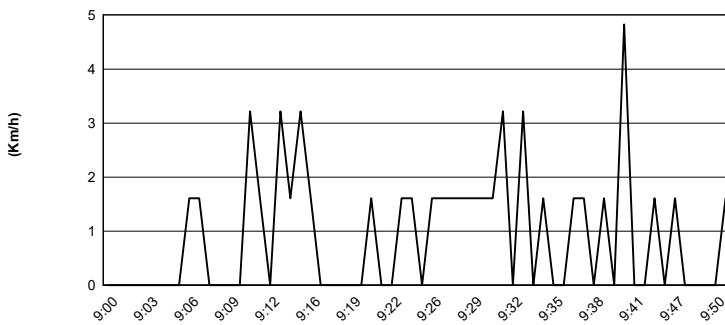
Air Pressure



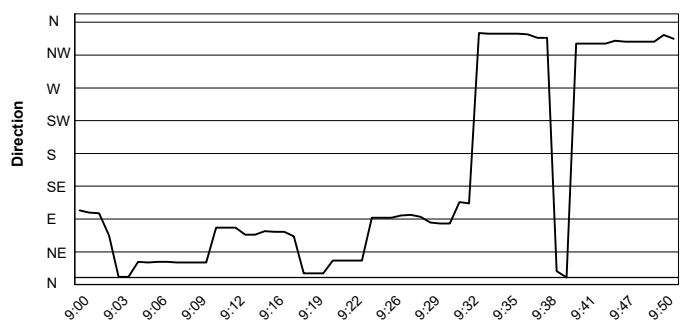
Humidity



Wind Speed



Wind Direction



18/09/2021