

ACI Racing Weekend Imola 4-5 Settembre 2021

Campionato Italiano GT Sprint - Classifica Qualifiche 2

Imola Circuit 4.909 m

1 / 2

Num.	Conducente	Naz	Concorrente	Team	Auto	Classe	Tempo	Dist.	Rel.	Giri
1	<b>25 DI AMATO</b> Daniele	ITA	RS Racing	RS Racing	Ferrari 488	GT3PR	<b>1'40.447</b>			4
2	<b>12 FERRARI</b> Lorenzo	ITA	Audi Sport Italia	Audi Sport Italia	AUDI R8 LMS	GT3PR	<b>1'40.594</b>	0.147	0.147	7
3	<b>63 DI FOLCO</b> Alberto	ITA	Imperiale Sport Car Service	Imperiale Sport Car Service	Lamborghini Huracán GT3	GT3PR	<b>1'40.842</b>	0.395	0.248	7
4	<b>14 MANCINELLI</b> Daniel	ITA	Audi Sport Italia	Audi Sport Italia	AUDI R8 LMS	GT3PR	<b>1'40.922</b>	0.475	0.080	6
5	<b>55 GUIDETTI</b> Jacopo	ITA	Nova Race Events	Nova Race Events	Honda NSX GT3	GT3PA	<b>1'41.262</b>	0.815	0.340	8
6	<b>33 FUMANELLI</b> David	ITA	Kessel Racing	Kessel Racing	Ferrari 488	GT3AM	<b>1'41.351</b>	0.904	0.089	5
7	<b>90 SEGÙ</b> Luca	ITA	AKM Motorsport	AKM Motorsport	Mercedes AMG GT3	GT3PA	<b>1'41.411</b>	0.964	0.060	7
8	<b>21 CRESSONI</b> Matteo	ITA	AF Corse	AF Corse	Ferrari 488	GT3PA	<b>1'41.443</b>	0.996	0.032	7
9	<b>3 CRESTANI</b> Fabrizio	ITA	Easy Race	Easy Race	Ferrari 488	GT3PR	<b>1'41.638</b>	1.191	0.195	7
10	<b>7 ZUG</b> Marius	DEU	Ceccato Racing	Ceccato Racing	BMW M6 GT3	GT3PR	<b>1'41.747</b>	1.300	0.109	6
11	<b>19 LLARENA</b> Mateo	GCA	Imperiale Sport Car Service	Imperiale Sport Car Service	Lamborghini Huracán GT3	GT3PA	<b>1'41.773</b>	1.326	0.026	8
12	<b>51 CASÉ</b> Lorenzo	ITA	AF Corse	AF Corse	Ferrari 488	GT3AM	<b>1'41.799</b>	1.352	0.026	8
13	<b>8 SCHREINER</b> Carrie	DEU	AF Corse	AF Corse	Ferrari 488	GT3PA	<b>1'42.382</b>	1.935	0.583	7
14	<b>77 ZANOTTI</b> Erwin	ITA	Nova Race Events	Nova Race Events	Honda NSX GT3	GT3AM	<b>1'42.825</b>	2.378	0.443	9
15	<b>88 CECOTTO</b> Jonathan	VEN	LP Racing	LP Racing	Lamborghini Huracán GT3	GT3PA	<b>1'42.917</b>	2.470	0.092	6
16	<b>29 TEMPESTA</b> Sascha	ITA	Vincenzo Sospiri Racing	Vincenzo Sospiri Racing	Lamborghini Huracán GT3	GT3AM	<b>1'43.850</b>	3.403	0.933	4
17	<b>355 LINOSSI</b> Francesca	ITA	Easy Race	Easy Race	Ferrari 488 Challenge	GTC	<b>1'44.703</b>	4.256	0.853	4
18	<b>333 RISITANO</b> Nicholas	ITA	SR&R	SR&R	Ferrari 488 Challenge	GTC	<b>1'45.372</b>	4.925	0.669	8
19	<b>321 DELACOUR</b> Hugo	FRA	AF Corse	AF Corse	Ferrari 488 Challenge	GTC	<b>1'45.847</b>	5.400	0.475	6
20	<b>381 CURTI</b> Carlo	ITA	Tsunami R.T.	Tsunami R.T.	Porsche 911 GT3 Cup	GTC	<b>1'46.240</b>	5.793	0.393	6
21	<b>320 COZZI</b> Alessandro	ITA	Formula Racing	Formula Racing	Ferrari 488 Challenge	GTC	<b>1'46.305</b>	5.858	0.065	8
22	<b>322 RIVA</b> Giacomo	ITA	Krypton Motorsport	Krypton Motorsport	Porsche 911 GT3 Cup	GTC	<b>1'46.930</b>	6.483	0.625	7
23	<b>11 EARLE</b> Steve	USA	Kessel Racing	Kessel Racing	Ferrari 488	GT3AM	<b>1'46.988</b>	6.541	0.058	8
24	<b>391 MUGELLI</b> Massimiliano	ITA	Best Lap	Best Lap	Lamborghini Huracán ST	GTC	<b>1'46.991</b>	6.544	0.003	8
25	<b>318 PITORRI</b> Maurizio	ITA	Best Lap	Best Lap	Ferrari 488 Challenge	GTC	<b>1'48.025</b>	7.578	1.034	7
26	<b>251 DI GIUSTO</b> Mattia	ITA	Ebimotors	Ebimotors	Porsche 718 Cayman GT4	GT4PA	<b>1'51.357</b>	10.910	3.332	6
27	<b>223 CARBONI</b> Gianluca	ITA	Ebimotors	Ebimotors	Porsche 718 Cayman GT4	GT4PA	<b>1'51.536</b>	11.089	0.179	5
28	<b>275 GHEZZI</b> Giuseppe	ITA	Autorlando Sport	Autorlando Sport	Porsche 718 Cayman GT4	GT4AM	<b>1'52.045</b>	11.598	0.509	7
29	<b>207 DI FABIO</b> Diego	ITA	Nova Race Events	Nova Race Events	Mercedes AMG GT4	GT4AM	<b>1'52.119</b>	11.672	0.074	8
30	<b>228 BETTERA</b> Enrico	ITA	Nova Race Events	Nova Race Events	Mercedes AMG GT4	GT4PA	<b>1'52.706</b>	12.259	0.587	8
31	<b>215 FASCICOLO</b> Giuseppe	ITA	Ceccato Racing	Ceccato Racing	BMW M4 GT4	GT4AM	<b>1'52.826</b>	12.379	0.120	5
32	<b>274 FONDI</b> Maurizio	ITA	Autorlando Sport	Autorlando Sport	Porsche 718 Cayman GT4	GT4AM	<b>1'54.399</b>	13.952	1.573	8
33	<b>334 'ARAMIS'</b>	ITA	SR&R	SR&R	Ferrari 488 Challenge	GTC	<b>1'57.540</b>	17.093	3.141	5
34	<b>399 BARRI</b> Giacomo	ITA	Dionisio Ermanno		Lamborghini Huracán	GTC				0

Tempo di Qualificazione: (117% di 1'40.628): 1'57.735

Umidità	54%	ARIA	25°C
Condizioni	DRY	Pista	35°C

Direttore di Gara : Massimiliano Ghinassi

Direttore di Prova : Alessandro Ferrari

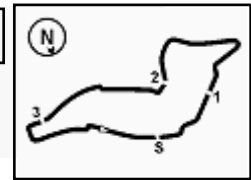
04/09/2021 Inizio 11:14 Fine 11:56

Esposta alle: .....



Powered by FICr PERUGIA TIMING





ACI Racing Weekend Imola 4-5 Settembre 2021

Campionato Italiano GT Sprint - Classifica Qualifiche 2

Imola Circuit 4.909 m

2 / 2

Penalty and Infringement

11.19	11	Kessel Racing	Time deleted (1'47.518) last lap exceeded track limits - Turn 9
11.22	63	Imperiale Sport Car Service	Time deleted (1'55.035) last lap exceeded track limits - Turn 9
11.22	77	Nova Race Events	Time deleted (1'43.449) last lap exceeded track limits - Turn 9
11.23	11	Kessel Racing	Time deleted (1'47.713) last lap exceeded track limits - Turn 9
11.23	55	Nova Race Events	Time deleted (1'41.127) last lap exceeded track limits - Turn 9
11.24	14	Audi Sport Italia	Time deleted (1'42.010) last lap exceeded track limits - Turn 9
11.25	11	Kessel Racing	Time deleted (1'46.576) last lap exceeded track limits - Turn 9
11.26	25	RS Racing	Time deleted (1'41.180) last lap exceeded track limits - Turn 15
11.27	88	LP Racing	Time deleted (1'42.760) last lap exceeded track limits - Turn 9
11.28	7	Ceccato Racing	Time deleted (1'41.671) last lap exceeded track limits - Turn 9
11.28	3	Easy Race	Time deleted (1'42.524) last lap exceeded track limits - Turn 15
11.29	90	AKM Motorsport	Time deleted (1'42.268) last lap exceeded track limits - Turn 9
11.29	19	Imperiale Sport Car Service	Time deleted (1'42.462) last lap exceeded track limits - Turn 9
11.30	12	Audi Sport Italia	Time deleted (1'40.559) last lap exceeded track limits - Turn 9
11.46	318	Best Lap	Time deleted (1'49.150) last lap exceeded track limits - Turn 9
11.50	322	Krypton Motorsport	Time deleted (1'47.072) last lap exceeded track limits - Turn 9

Fastest Laps Sequence

Num.	Concorrente	Naz	Team	Auto	Local Time	Tempo	Dist.	Media
21	M. CRESSONI	FRA	AF Corse	Ferrari 488	11:18'38.915	<b>1'42.313</b>		172,729
90	L. SEGÙ	ITA	AKM Motorsport	Mercedes AMG GT3	11:19'24.902	<b>1'42.253</b>	-0.060	172,830
90	L. SEGÙ	ITA	AKM Motorsport	Mercedes AMG GT3	11:21'06.894	<b>1'41.992</b>	-0.261	173,272
3	F. CRESTANI	ITA	Easy Race	Ferrari 488	11:21'32.887	<b>1'41.638</b>	-0.354	173,876
55	J. GUIDETTI	ITA	Nova Race Events	Honda NSX GT3	11:22'00.399	<b>1'41.417</b>	-0.221	174,255
63	A. DI FOLCO	ITA	Imperiale Sport Car Service	Lamborghini Huracán GT3	11:23'47.071	<b>1'40.907</b>	-0.510	175,136
12	L. FERRARI	ITA	Audi Sport Italia	AUDI R8 LMS	11:25'17.049	<b>1'40.620</b>	-0.287	175,635
12	L. FERRARI	ITA	Audi Sport Italia	AUDI R8 LMS	11:26'57.643	<b>1'40.594</b>	-0.026	175,680
25	D. DI AMATO	ITA	RS Racing	Ferrari 488	11:30'14.678	<b>1'40.447</b>	-0.147	175,938

Direttore di Gara : Massimiliano Ghinassi

Direttore di Prova : Alessandro Ferrari

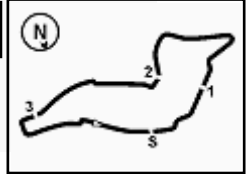
04/09/2021 Inizio 11:14 Fine 11:56

Esposta alle: .....



Powered by FICr PERUGIA TIMING





ACI Racing Weekend Imola 4-5 Settembre 2021

Campionato Italiano GT Sprint - Best Sectors & Speed Qualifiche 2

MIGLIOR GIRO

1	25 DI AMATO Daniele	Ferrari 488	1'40.447
2	12 FERRARI Lorenzo	AUDI R8 LMS	1'40.594
3	63 DI FOLCO Alberto	Lamborghini Huracán GT3	1'40.842
4	14 MANCINELLI Daniel	AUDI R8 LMS	1'40.922
5	55 GUIDETTI Jacopo	Honda NSX GT3	1'41.262
6	33 FUMANELLI David	Ferrari 488	1'41.351
7	90 SEGÙ Luca	Mercedes AMG GT3	1'41.411
8	21 CRESSONI Matteo	Ferrari 488	1'41.443
9	3 CRESTANI Fabrizio	Ferrari 488	1'41.638
10	7 ZUG Marius	BMW M6 GT3	1'41.747
11	19 LLARENA Mateo	Lamborghini Huracán GT3	1'41.773
12	51 CASÉ Lorenzo	Ferrari 488	1'41.799
13	8 SCHREINER Carrie	Ferrari 488	1'42.382
14	77 ZANOTTI Erwin	Honda NSX GT3	1'42.825
15	88 CECOTTO Jonathan	Lamborghini Huracán GT3	1'42.917
16	29 TEMPESTA Sascha	Lamborghini Huracán GT3	1'43.850
17	355 LINOSSI Francesca	Ferrari 488 Challenge	1'44.703
18	333 RISITANO Nicholas	Ferrari 488 Challenge	1'45.372
19	321 DELACOUR Hugo	Ferrari 488 Challenge	1'45.847
20	381 CURTI Carlo	Porsche 911 GT3 Cup	1'46.240
21	320 COZZI Alessandro	Ferrari 488 Challenge	1'46.305
22	322 RIVA Giacomo	Porsche 911 GT3 Cup	1'46.930
23	11 EARLE Steve	Ferrari 488	1'46.988
24	391 MUGELLI Massimiliano	Lamborghini Huracán ST	1'46.991
25	318 PITORRI Maurizio	Ferrari 488 Challenge	1'48.025
26	251 DI GIUSTO Mattia	Porsche 718 Cayman GT4	1'51.357
27	223 CARBONI Gianluca	Porsche 718 Cayman GT4	1'51.536
28	275 GHEZZI Giuseppe	Porsche 718 Cayman GT4	1'52.045
29	207 DI FABIO Diego	Mercedes AMG GT4	1'52.119
30	228 BETTERA Enrico	Mercedes AMG GT4	1'52.706
31	215 FASCICOLO Giuseppe	BMW M4 GT4	1'52.826
32	274 FONDI Maurizio	Porsche 718 Cayman GT4	1'54.399
33	334 'ARAMIS'	Ferrari 488 Challenge	1'57.540
34	399 BARRI Giacomo	Lamborghini Huracán	

SPEED

1	322 RIVA Giacomo	Porsche 911 GT3 Cup	282,0
2	381 CURTI Carlo	Porsche 911 GT3 Cup	281,3
3	355 LINOSSI Francesca	Ferrari 488 Challenge	280,5
4	320 COZZI Alessandro	Ferrari 488 Challenge	280,5
5	321 DELACOUR Hugo	Ferrari 488 Challenge	279,1
6	318 PITORRI Maurizio	Ferrari 488 Challenge	276,9
7	7 ZUG Marius	BMW M6 GT3	275,5
8	51 CASÉ Lorenzo	Ferrari 488	275,5
9	333 RISITANO Nicholas	Ferrari 488 Challenge	274,8
10	19 LLARENA Mateo	Lamborghini Huracán GT3	274,1
11	77 ZANOTTI Erwin	Honda NSX GT3	274,1
12	55 GUIDETTI Jacopo	Honda NSX GT3	272,7
13	14 MANCINELLI Daniel	AUDI R8 LMS	272,7
14	25 DI AMATO Daniele	Ferrari 488	272,0
15	29 TEMPESTA Sascha	Lamborghini Huracán GT3	271,4
16	63 DI FOLCO Alberto	Lamborghini Huracán GT3	271,4
17	391 MUGELLI Massimiliano	Lamborghini Huracán ST	271,4
18	8 SCHREINER Carrie	Ferrari 488	270,7
19	12 FERRARI Lorenzo	AUDI R8 LMS	270,7
20	21 CRESSONI Matteo	Ferrari 488	270,7
21	33 FUMANELLI David	Ferrari 488	270,0
22	88 CECOTTO Jonathan	Lamborghini Huracán GT3	270,0
23	11 EARLE Steve	Ferrari 488	268,0
24	90 SEGÙ Luca	Mercedes AMG GT3	266,7
25	3 CRESTANI Fabrizio	Ferrari 488	264,1
26	251 DI GIUSTO Mattia	Porsche 718 Cayman GT4	256,5
27	275 GHEZZI Giuseppe	Porsche 718 Cayman GT4	254,7
28	334 'ARAMIS'	Ferrari 488 Challenge	254,7
29	274 FONDI Maurizio	Porsche 718 Cayman GT4	253,5
30	223 CARBONI Gianluca	Porsche 718 Cayman GT4	252,9
31	215 FASCICOLO Giuseppe	BMW M4 GT4	252,9
32	228 BETTERA Enrico	Mercedes AMG GT4	248,8
33	207 DI FABIO Diego	Mercedes AMG GT4	248,3
34	399 BARRI Giacomo	Lamborghini Huracán	167,2

SEG. 1

1	25 DI AMATO Daniele	21.420
2	12 FERRARI Lorenzo	21.423
3	21 CRESSONI Matteo	21.458
4	63 DI FOLCO Alberto	21.494
5	14 MANCINELLI Daniel	21.507
6	90 SEGÙ Luca	21.530
7	55 GUIDETTI Jacopo	21.538
8	51 CASÉ Lorenzo	21.556
9	7 ZUG Marius	21.562
10	3 CRESTANI Fabrizio	21.582
11	8 SCHREINER Carrie	21.630
12	33 FUMANELLI David	21.639
13	77 ZANOTTI Erwin	21.715
14	88 CECOTTO Jonathan	21.762
15	19 LLARENA Mateo	21.782
16	29 TEMPESTA Sascha	21.833
17	320 COZZI Alessandro	22.010
18	333 RISITANO Nicholas	22.021
19	355 LINOSSI Francesca	22.062
20	321 DELACOUR Hugo	22.185
21	322 RIVA Giacomo	22.378
22	318 PITORRI Maurizio	22.429
23	381 CURTI Carlo	22.461
24	391 MUGELLI Massimiliano	22.495
25	11 EARLE Steve	22.609
26	223 CARBONI Gianluca	23.573
27	251 DI GIUSTO Mattia	23.625
28	228 BETTERA Enrico	23.793
29	215 FASCICOLO Giuseppe	23.816
30	207 DI FABIO Diego	23.868
31	275 GHEZZI Giuseppe	23.908
32	274 FONDI Maurizio	23.918
33	334 'ARAMIS'	24.739

SEG. 2

1	63 DI FOLCO Alberto	32.797
2	12 FERRARI Lorenzo	32.897
3	14 MANCINELLI Daniel	33.007
4	25 DI AMATO Daniele	33.016
5	55 GUIDETTI Jacopo	33.045
6	51 CASÉ Lorenzo	33.062
7	33 FUMANELLI David	33.072
8	90 SEGÙ Luca	33.177
9	3 CRESTANI Fabrizio	33.216
10	7 ZUG Marius	33.271
11	21 CRESSONI Matteo	33.289
12	19 LLARENA Mateo	33.319
13	8 SCHREINER Carrie	33.569
14	88 CECOTTO Jonathan	33.636
15	77 ZANOTTI Erwin	33.771
16	29 TEMPESTA Sascha	34.098
17	333 RISITANO Nicholas	34.627
18	355 LINOSSI Francesca	34.818
19	11 EARLE Steve	34.871
20	381 CURTI Carlo	34.899
21	321 DELACOUR Hugo	35.005
22	320 COZZI Alessandro	35.039
23	391 MUGELLI Massimiliano	35.100
24	322 RIVA Giacomo	35.160
25	318 PITORRI Maurizio	35.637
26	207 DI FABIO Diego	36.703
27	251 DI GIUSTO Mattia	36.730
28	275 GHEZZI Giuseppe	36.747
29	223 CARBONI Gianluca	36.805
30	215 FASCICOLO Giuseppe	36.937
31	228 BETTERA Enrico	37.112
32	274 FONDI Maurizio	37.398
33	334 'ARAMIS'	39.118
34	399 BARRI Giacomo	1'55.323

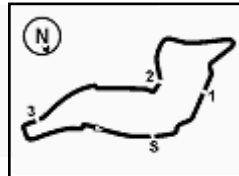
SEG. 3

1	25 DI AMATO Daniele	28.101
2	12 FERRARI Lorenzo	28.109
3	63 DI FOLCO Alberto	28.223
4	90 SEGÙ Luca	28.464
5	14 MANCINELLI Daniel	28.509
6	3 CRESTANI Fabrizio	28.511
7	33 FUMANELLI David	28.523
8	19 LLARENA Mateo	28.599
9	55 GUIDETTI Jacopo	28.608
10	7 ZUG Marius	28.668
11	21 CRESSONI Matteo	28.684
12	88 CECOTTO Jonathan	28.809
13	8 SCHREINER Carrie	28.925
14	51 CASÉ Lorenzo	28.958
15	77 ZANOTTI Erwin	29.084
16	29 TEMPESTA Sascha	29.375
17	355 LINOSSI Francesca	29.397
18	320 COZZI Alessandro	29.556
19	381 CURTI Carlo	29.759
20	333 RISITANO Nicholas	29.876
21	321 DELACOUR Hugo	29.879
22	11 EARLE Steve	30.351
23	391 MUGELLI Massimiliano	30.388
24	322 RIVA Giacomo	30.432
25	318 PITORRI Maurizio	30.733
26	251 DI GIUSTO Mattia	31.192
27	223 CARBONI Gianluca	31.410
28	275 GHEZZI Giuseppe	31.569
29	207 DI FABIO Diego	31.731
30	215 FASCICOLO Giuseppe	32.017
31	228 BETTERA Enrico	32.087
32	274 FONDI Maurizio	32.560
33	334 'ARAMIS'	33.266

SEG. 4

1	14 MANCINELLI Daniel	17.834
2	12 FERRARI Lorenzo	17.879
3	55 GUIDETTI Jacopo	17.890
4	33 FUMANELLI David	17.890
5	25 DI AMATO Daniele	17.910
6	21 CRESSONI Matteo	17.927
7	19 LLARENA Mateo	17.951
8	3 CRESTANI Fabrizio	17.957
9	63 DI FOLCO Alberto	17.984
10	7 ZUG Marius	18.033
11	51 CASÉ Lorenzo	18.039
12	77 ZANOTTI Erwin	18.077
13	8 SCHREINER Carrie	18.104
14	90 SEGÙ Luca	18.139
15	88 CECOTTO Jonathan	18.152
16	29 TEMPESTA Sascha	18.258
17	320 COZZI Alessandro	18.406
18	355 LINOSSI Francesca	18.426
19	321 DELACOUR Hugo	18.478
20	333 RISITANO Nicholas	18.585
21	11 EARLE Steve	18.618
22	381 CURTI Carlo	18.642
23	322 RIVA Giacomo	18.647
24	391 MUGELLI Massimiliano	18.814
25	318 PITORRI Maurizio	18.829
26	207 DI FABIO Diego	19.605
27	215 FASCICOLO Giuseppe	19.674
28	228 BETTERA Enrico	19.714
29	251 DI GIUSTO Mattia	19.714
30	275 GHEZZI Giuseppe	19.717
31	223 CARBONI Gianluca	19.748
32	274 FONDI Maurizio	20.072
33	334 'ARAMIS'	20.170





## ACI Racing Weekend Imola 4-5 Settembre 2021

### Campionato Italiano GT Sprint - Ideal Time Qualifiche 2

Imola Circuit 4.909 m  
1 / 2

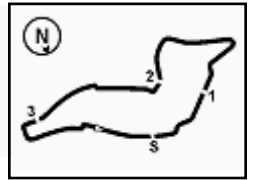
Num. Concorrente	Conditore	Auto	Seg. 1	Seg. 2	Seg. 3	Seg. 4	Ideal Time		
			Diff. 1	Diff. 2	Diff. 3	Diff. 4	Miglior Giro	Pos.	Diff.
1	<b>12 FERRARI L.</b> (ITA) AUDI SPORT ITALIA	AUDI R8 LMS	21.423 +0.039	32.897	28.109	17.879 +0.247	<b>1'40.308</b> 1'40.594	2	0.286
2	<b>25 DI AMATO D.</b> (ITA) RS RACING	Ferrari 488	21.420	33.016	28.101	17.910	<b>1'40.447</b> 1'40.447	1	
3	<b>63 DI FOLCO A.</b> (ITA) IMPERIALE SPORT CAR SERVICE	Lamborghini Huracán GT3	21.494 +0.068	<b>32.797</b> +0.036	28.223 +0.221	17.984 +0.019	<b>1'40.498</b> 1'40.842	3	0.344
4	<b>14 MANCINELLI D.</b> (ITA) AUDI SPORT ITALIA	AUDI R8 LMS	21.507 +0.004	33.007	28.509	17.834 +0.061	<b>1'40.857</b> 1'40.922	4	0.065
5	<b>55 GUIDETTI J.</b> (ITA) NOVA RACE EVENTS	Honda NSX GT3	21.538 +0.005	33.045 +0.099	28.608 +0.057	17.890 +0.020	<b>1'41.081</b> 1'41.262	5	0.181
6	<b>33 FUMANELLI D.</b> (ITA) KESSEL RACING	Ferrari 488	21.639 +0.012	33.072 +0.215	28.523	17.890	<b>1'41.124</b> 1'41.351	6	0.227
7	<b>3 CRESTANI F.</b> (ITA) EASY RACE	Ferrari 488	21.582 +0.205	33.216 +0.095	28.511 +0.072	17.957	<b>1'41.266</b> 1'41.638	9	0.372
8	<b>90 SEGÙ L.</b> (ITA) AKM MOTORSPORT	Mercedes AMG GT3	21.530 +0.071	33.177	28.464	18.139 +0.030	<b>1'41.310</b> 1'41.411	7	0.101
9	<b>21 CRESSONI M.</b> (ITA) AF CORSE	Ferrari 488	21.458 +0.085	33.289	28.684	17.927	<b>1'41.358</b> 1'41.443	8	0.085
10	<b>7 ZUG M.</b> (DEU) CECCATO RACING	BMW M6 GT3	21.562	33.271 +0.140	28.668	18.033 +0.073	<b>1'41.534</b> 1'41.747	10	0.213
11	<b>51 CASÈ L.</b> (ITA) AF CORSE	Ferrari 488	21.556 +0.042	33.062	28.958 +0.070	18.039 +0.072	<b>1'41.615</b> 1'41.799	12	0.184
12	<b>19 LLARENA M.</b> (GCA) IMPERIALE SPORT CAR SERVICE	Lamborghini Huracán GT3	21.782	33.319 +0.061	28.599	17.951 +0.061	<b>1'41.651</b> 1'41.773	11	0.122
13	<b>8 SCHREINER C.</b> (DEU) AF CORSE	Ferrari 488	21.630	33.569	28.925 +0.154	18.104	<b>1'42.228</b> 1'42.382	13	0.154
14	<b>88 CECOTTO J.</b> (VEN) LP RACING	Lamborghini Huracán GT3	21.762 +0.310	33.636	28.809 +0.196	18.152 +0.052	<b>1'42.359</b> 1'42.917	15	0.558
15	<b>77 ZANOTTI E.</b> (ITA) NOVA RACE EVENTS	Honda NSX GT3	21.715 +0.147	33.771 +0.031	29.084	18.077	<b>1'42.647</b> 1'42.825	14	0.178
16	<b>29 TEMPESTA S.</b> (ITA) VINCENZO SOSPIRI RACING	Lamborghini Huracán GT3	21.833	34.098 +0.010	29.375	18.258 +0.276	<b>1'43.564</b> 1'43.850	16	0.286
17	<b>355 LINOSSI F.</b> (ITA) EASY RACE	Ferrari 488 Challenge	22.062	34.818	29.397	18.426	<b>1'44.703</b> 1'44.703	17	
18	<b>320 COZZI A.</b> (ITA) FORMULA RACING	Ferrari 488 Challenge	22.010	35.039 +0.787	29.556 +0.507	18.406	<b>1'45.011</b> 1'46.305	21	1.294
19	<b>333 RISITANO N.</b> (ITA) SR&R	Ferrari 488 Challenge	22.021 +0.145	34.627	29.876	18.585 +0.118	<b>1'45.109</b> 1'45.372	18	0.263
20	<b>321 DELACOUR H.</b> (FRA) AF CORSE	Ferrari 488 Challenge	22.185 +0.223	35.005 +0.028	29.879 +0.020	18.478 +0.029	<b>1'45.547</b> 1'45.847	19	0.300
21	<b>381 CURTI C.</b> (ITA) TSUNAMI R.T.	Porsche 911 GT3 Cup	22.461	34.899 +0.479	29.759	18.642	<b>1'45.761</b> 1'46.240	20	0.479
22	<b>11 EARLE S.</b> (USA) KESSEL RACING	Ferrari 488	22.609 +0.024	34.871 +0.118	30.351 +0.397	18.618	<b>1'46.449</b> 1'46.988	23	0.539
23	<b>322 RIVA G.</b> (ITA) KRYPTON MOTORSPORT	Porsche 911 GT3 Cup	22.378 +0.135	35.160 +0.125	30.432 +0.020	18.647 +0.033	<b>1'46.617</b> 1'46.930	22	0.313
24	<b>391 MUGELLI M.</b> (ITA) BEST LAP	Lamborghini Huracán ST	22.495	35.100 +0.112	30.388	18.814 +0.082	<b>1'46.797</b> 1'46.991	24	0.194
25	<b>318 PITORRI M.</b> (ITA) BEST LAP	Ferrari 488 Challenge	22.429	35.637 +0.166	30.733	18.829 +0.231	<b>1'47.628</b> 1'48.025	25	0.397
26	<b>251 DI GIUSTO M.</b> (ITA) EBIMOTORS	Porsche 718 Cayman GT4	23.625 +0.088	36.730	31.192 +0.008	19.714	<b>1'51.261</b> 1'51.357	26	0.096
27	<b>223 CARBONI G.</b> (ITA) EBIMOTORS	Porsche 718 Cayman GT4	23.573	36.805	31.410	19.748	<b>1'51.536</b> 1'51.536	27	
28	<b>207 DI FABIO D.</b> (ITA) NOVA RACE EVENTS	Mercedes AMG GT4	23.868 +0.119	36.703	31.731 +0.018	19.605 +0.075	<b>1'51.907</b> 1'52.119	29	0.212
29	<b>275 GHEZZI G.</b> (ITA) AUTORLANDO SPORT	Porsche 718 Cayman GT4	23.908	36.747 +0.019	31.569	19.717 +0.085	<b>1'51.941</b> 1'52.045	28	0.104
30	<b>215 FASCICOLO G.</b> (ITA) CECCATO RACING	BMW M4 GT4	23.816 +0.096	36.937	32.017 +0.286	19.674	<b>1'52.444</b> 1'52.826	31	0.382
31	<b>228 BETTERA E.</b> (ITA) NOVA RACE EVENTS	Mercedes AMG GT4	23.793	37.112	32.087	19.714	<b>1'52.706</b> 1'52.706	30	
32	<b>274 FONDI M.</b> (ITA) AUTORLANDO SPORT	Porsche 718 Cayman GT4	23.918 +0.307	37.398	32.560 +0.144	20.072	<b>1'53.948</b> 1'54.399	32	0.451
33	<b>334 'ARAMIS'</b> (ITA) SR&R	Ferrari 488 Challenge	24.739 +0.145	39.118	33.266	20.170 +0.102	<b>1'57.293</b> 1'57.540	33	0.247

04/09/2021



Powered by FICr PERUGIA TIMING





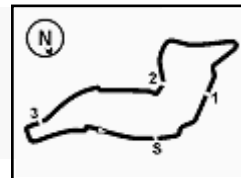
**ACI Racing Weekend Imola 4-5 Settembre 2021**  
**Campionato Italiano GT Sprint - Ideal Time Qualifiche 2**

Imola Circuit 4.909 m  
2 / 2

Num. Conducente Concorrente	Auto	Seg. 1 Diff. 1	Seg. 2 Diff. 2	Seg. 3 Diff. 3	Seg. 4 Diff. 4	Ideal Time Miglior Giro	Pos.	Diff.
399 BARRI G. (ITA) DIONISIO ERMANNO	Lamborghini Huracán							
<b>Ideal Time Assoluto</b>		21.420	32.797	28.101	17.834	<b>1'40.152</b>		







### ACI Racing Weekend Imola 4-5 Settembre 2021 Campionato Italiano GT Sprint - Analisi Tempi Qualifiche 2

Imola Circuit 4.909 m

1 / 4

#### 3 Easy Race (1'41.638)

Giro	Seg.1	Seg.2	Seg.3	Seg.4	T. Giro	km/h	Local Time
Fabrizio Crestani							
1		33.911	28.678	18.062		173,9	11:19'51.249
2	21.787	33.311	28.583	<b>17.957</b>	<b>1'41.638</b>	<b>264,1</b>	11:21'32.887
3	21.785	33.239	<b>28.511</b>	18.139	1'41.674	263,4	11:23'14.561
4	<b>21.582</b>	34.207	31.176	19.422	1'46.387	259,6	11:25'00.948
5	21.682	33.398	30.996	18.129	1'44.205	<b>264,1</b>	11:26'45.153
6	21.899	<b>33.216</b>	29.147	18.262	1'42.524C	260,9	11:28'27.677
7	21.695	33.414	28.720	34.257	1'58.086P	263,4	11:30'25.763
8					5'28.145P		11:35'53.908

Giro	Seg.1	Seg.2	Seg.3	Seg.4	T. Giro	km/h	Local Time
Daniel Mancinelli							
1			34.221	29.258	36.350	180,3	11:17'12.528
2	4'22.410	35.947	35.056	18.771	5'52.184P	179,4	11:23'04.712
3	21.770	33.424	28.870	17.946	1'42.010C	269,3	11:24'46.722
4	21.540	33.068	28.606	<b>17.834</b>	1'41.048	270,7	11:26'27.770
5	<b>21.507</b>	33.995	29.474	18.119	1'43.095	271,4	11:28'10.865
6	21.597	33.075	28.816	17.977	1'41.465	272,0	11:29'52.330
7	21.511	<b>33.007</b>	<b>28.509</b>	17.895	<b>1'40.922</b>	<b>272,7</b>	11:31'33.252

#### 19 Imperiale Sport Car Service (1'41.773)

Giro	Seg.1	Seg.2	Seg.3	Seg.4	T. Giro	km/h	Local Time
Mateo Llarena							
1							11:15'32.663
2	41.618	36.950	33.971	19.829	2'12.368P	175,3	11:17'45.031
3	22.228	34.079	29.266	18.052	1'43.625	272,7	11:19'28.656
4	21.930	33.397	28.807	17.981	1'42.115	272,0	11:21'10.771
5	21.921	33.347	29.468	<b>17.951</b>	1'42.687	269,3	11:22'53.458
6	<b>21.782</b>	33.380	<b>28.599</b>	18.012	<b>1'41.773</b>	271,4	11:24'35.231
7	21.814	33.436	28.674	18.036	1'41.960	271,4	11:26'17.191
8	21.846	33.327	35.237	18.498	1'48.908	<b>274,1</b>	11:28'06.099
9	21.934	<b>33.319</b>	29.107	18.102	1'42.462C	271,4	11:29'48.561

#### 7 Ceccato Racing (1'41.747)

Giro	Seg.1	Seg.2	Seg.3	Seg.4	T. Giro	km/h	Local Time
Marius Zug							
1							11:20'27.387
2	39.831	38.030	42.435	18.777	2'19.073P	169,5	11:22'46.460
3	21.990	33.804	29.100	18.140	1'43.034	272,7	11:24'29.494
4	21.723	33.431	28.984	<b>18.033</b>	1'42.171	273,4	11:26'11.665
5	21.576	33.277	28.823	17.995	1'41.671C	274,8	11:27'53.336
6	21.728	<b>33.271</b>	28.716	18.078	1'41.793	<b>275,5</b>	11:29'35.129
7	<b>21.562</b>	33.411	<b>28.668</b>	18.106	<b>1'41.747</b>	274,8	11:31'16.876

#### 21 AF Corse (1'41.443)

Giro	Seg.1	Seg.2	Seg.3	Seg.4	T. Giro	km/h	Local Time
Matteo Cressoni							
1			34.075	29.632	18.196	180,3	11:16'56.602
2	21.901	33.389	28.947	18.076	1'42.313	267,3	11:18'38.915
3	21.711	33.344	28.721	1'38.986	3'02.762P	269,3	11:21'41.677
4	36.705	33.879	33.426	19.080	2'03.090P	183,1	11:23'44.767
5	21.529	33.301	<b>28.684</b>	18.078	1'41.592	<b>270,7</b>	11:25'26.359
6	<b>21.458</b>	37.344	34.994	18.423	1'52.219	269,3	11:27'18.578
7	21.632	33.465	30.234	20.147	1'45.478	270,0	11:29'04.056
8	21.543	<b>33.289</b>	<b>28.684</b>	<b>17.927</b>	<b>1'41.443</b>	<b>270,7</b>	11:30'45.499

#### 8 AF Corse (1'42.382)

Giro	Seg.1	Seg.2	Seg.3	Seg.4	T. Giro	km/h	Local Time
Carrie Schreiner							
1							11:16'42.051
2	43.621	38.639	31.608	18.826	2'12.694P	144,6	11:18'54.745
3	22.439	34.520	29.523	18.220	1'44.702	266,7	11:20'39.447
4	22.142	33.972	29.084	18.201	1'43.399	268,0	11:22'22.846
5	21.870	33.702	29.614	18.204	1'43.390	268,7	11:24'06.236
6	21.810	33.746	28.952	18.138	1'42.646	269,3	11:25'48.882
7	21.769	33.724	<b>28.925</b>	18.120	1'42.538	269,3	11:27'31.420
8	<b>21.630</b>	<b>33.569</b>	29.079	<b>18.104</b>	<b>1'42.382</b>	<b>270,7</b>	11:29'13.802

#### 25 RS Racing (1'40.447)

Giro	Seg.1	Seg.2	Seg.3	Seg.4	T. Giro	km/h	Local Time
Daniele Di Amato							
1			35.539	36.210	18.131	179,7	11:23'21.095
2	21.640	33.341	29.453	18.816	1'43.250	267,3	11:25'04.345
3	21.440	33.084	28.495	18.161	1'41.180C	270,0	11:26'45.525
4	21.629	35.677	33.480	17.920	1'48.706	<b>272,0</b>	11:28'34.231
5	<b>21.420</b>	<b>33.016</b>	<b>28.101</b>	<b>17.910</b>	<b>1'40.447</b>	270,0	11:30'14.678

#### 11 Kessel Racing (1'46.988)

Giro	Seg.1	Seg.2	Seg.3	Seg.4	T. Giro	km/h	Local Time
Steve Earle							
1							11:15'37.861
2	40.766	37.062	31.661	20.363	2'09.852P	175,6	11:17'47.713
3	22.899	35.236	30.751	18.632	1'47.518C	266,0	11:19'35.231
4	22.633	34.989	30.748	<b>18.618</b>	<b>1'46.988</b>	266,7	11:21'22.219
5	22.914	35.274	30.760	18.765	1'47.713C	264,7	11:23'09.932
6	22.702	<b>34.871</b>	<b>30.351</b>	18.652	1'46.576C	266,0	11:24'56.508
7	<b>22.609</b>	35.091	49.187	19.703	2'06.590	266,7	11:27'03.098
8	22.946	35.275	31.095	18.837	1'48.153	<b>268,0</b>	11:28'51.251
9	22.758	34.994	31.046	18.723	1'47.521	<b>268,0</b>	11:30'38.772

#### 29 Vincenzo Sospiri Racing (1'43.850)

Giro	Seg.1	Seg.2	Seg.3	Seg.4	T. Giro	km/h	Local Time
Sascha Tempesta							
1			45.556	33.579	38.018	181,5	11:20'46.016
2	3'59.979	35.959	32.847	19.014	5'27.799P	184,3	11:26'13.815
3	22.058	34.668	29.754	18.558	1'45.038	270,0	11:27'58.853
4	22.026	<b>34.098</b>	29.665	<b>18.258</b>	1'44.047	<b>271,4</b>	11:29'42.900
5	<b>21.833</b>	34.108	<b>29.375</b>	18.534	<b>1'43.850</b>	269,3	11:31'26.750

#### 12 Audi Sport Italia (1'40.594)

Giro	Seg.1	Seg.2	Seg.3	Seg.4	T. Giro	km/h	Local Time
Lorenzo Ferrari							
1			35.116	33.899	18.317	173,6	11:17'00.361
2	22.709	33.443	28.524	18.933	1'43.609	264,1	11:18'43.970
3	21.595	33.177	28.920	34.692	1'58.384P	268,0	11:20'42.354
4	1'32.264	34.258	29.482	18.071	2'54.075P	180,6	11:23'36.429
5	21.557	33.032	28.152	<b>17.879</b>	1'40.620	266,0	11:25'17.049
6	21.462	<b>32.897</b>	<b>28.109</b>	18.126	<b>1'40.594</b>	268,0	11:26'57.643
7	21.434	34.733	29.477	17.986	1'43.630	266,7	11:28'41.273
8	21.444	33.034	28.207	17.874	1'40.559C	269,3	11:30'21.832

#### 33 Kessel Racing (1'41.351)

Giro	Seg.1	Seg.2	Seg.3	Seg.4	T. Giro	km/h	Local Time
David Fumanelli							
1							11:16'58.936
2	39.984	35.849	30.245	18.263	2'04.341P	165,1	11:19'03.277
3	22.072	33.603	31.199	18.207	1'45.081	266,7	11:20'48.358
4	21.886	33.371	28.705	17.960	1'41.922	267,3	11:22'30.280
5	23.143	35.363	29.497	18.149	1'46.152	268,7	11:24'16.432
6	21.651	33.287	<b>28.523</b>	<b>17.890</b>	<b>1'41.351</b>	269,3	11:25'57.783

#### 14 Audi Sport Italia (1'40.922)

Giro	Seg.1	Seg.2	Seg.3	Seg.4	T. Giro	km/h	Local Time
------	-------	-------	-------	-------	---------	------	------------

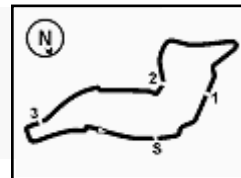
04/09/2021

P = Box In/Out - C = Tempo Invalidato



Powered by FICr PERUGIA TIMING





ACI Racing Weekend Imola 4-5 Settembre 2021  
Campionato Italiano GT Sprint - Analisi Tempi Qualifiche 2

51 AF Corse (1'41.799)

Giro	Seg.1	Seg.2	Seg.3	Seg.4	T. Giro	km/h	Local Time
Lorenzo Casé							
1							11:17'16.902
2	42.000	35.788	30.844	18.215	2'06.847P	163,6	11:19'23.749
3	21.954	33.413	30.760	18.261	1'44.388	272,0	11:21'08.137
4	21.725	33.879	32.997	18.416	1'47.017	274,1	11:22'55.154
5	<b>21.556</b>	33.479	<b>28.958</b>	<b>18.039</b>	1'42.032	<b>275,5</b>	11:24'37.186
6	21.591	38.665	33.801	18.207	1'52.264	274,1	11:26'29.450
7	21.736	33.441	29.342	18.040	1'42.559	274,8	11:28'12.009
8	21.673	33.342	28.995	18.056	1'42.066	<b>275,5</b>	11:29'54.075
9	21.598	<b>33.062</b>	29.028	18.111	<b>1'41.799</b>	274,1	11:31'35.874

90 AKM Motorsport (1'41.411)

Giro	Seg.1	Seg.2	Seg.3	Seg.4	T. Giro	km/h	Local Time
Luca Segù							
1							11:15'39.001
2	38.945	34.780	31.419	18.504	2'03.648P	178,8	11:17'42.649
3	21.894	33.440	28.675	18.244	1'42.253	264,1	11:19'24.902
4	21.807	33.516	28.530	<b>18.139</b>	1'41.992	265,4	11:21'06.894
5	21.925	33.563	35.084	1'28.316	2'58.888P	265,4	11:24'05.782
6	37.488	35.289	30.036	18.332	2'01.145P	183,1	11:26'06.927
7	21.601	<b>33.177</b>	<b>28.464</b>	18.169	<b>1'41.411</b>	<b>266,7</b>	11:27'48.338
8	<b>21.530</b>	33.314	29.206	18.218	1'42.268C	266,0	11:29'30.606

55 Nova Race Events (1'41.262)

Giro	Seg.1	Seg.2	Seg.3	Seg.4	T. Giro	km/h	Local Time
Jacopo Guidetti							
1							11:16'31.789
2	37.531	36.184	30.200	18.352	2'02.267P	184,0	11:18'34.056
3	21.800	33.736	31.047	18.343	1'44.926	270,7	11:20'18.982
4	21.682	33.146	28.699	<b>17.890</b>	1'41.417	272,0	11:22'00.399
5	21.539	<b>33.045</b>	<b>28.608</b>	17.935	1'41.127C	270,0	11:23'41.526
6	21.553	33.181	28.701	17.997	1'41.432	270,7	11:25'22.958
7	21.543	33.299	31.898	17.909	1'44.649	270,0	11:27'07.607
8	<b>21.538</b>	33.190	29.569	17.997	1'42.294	<b>272,7</b>	11:28'49.901
9	21.543	33.144	28.665	17.910	<b>1'41.262</b>	272,0	11:30'31.163

207 Nova Race Events (1'52.119)

Giro	Seg.1	Seg.2	Seg.3	Seg.4	T. Giro	km/h	Local Time
Diego Di Fabio							
1							11:40'41.659
2	39.404	38.728	33.443	20.699	2'12.274P	162,4	11:42'53.933
3	24.060	37.091	32.760	19.718	1'53.629	<b>248,3</b>	11:44'47.562
4	25.709	38.187	31.932	19.731	1'55.559	<b>248,3</b>	11:46'43.121
5	<b>23.868</b>	36.819	32.079	19.846	1'52.612	245,5	11:48'35.733
6	23.995	36.861	32.112	19.805	1'52.773	245,5	11:50'28.506
7	23.987	<b>36.703</b>	31.749	19.680	<b>1'52.119</b>	245,5	11:52'20.625
8	24.029	36.825	31.985	<b>19.605</b>	1'52.444	246,0	11:54'13.069
9	23.947	36.851	<b>31.731</b>	19.684	1'52.213	244,9	11:56'05.282

63 Imperiale Sport Car Service (1'40.842)

Giro	Seg.1	Seg.2	Seg.3	Seg.4	T. Giro	km/h	Local Time
Alberto Di Folco							
1							11:15'08.291
2	36.536	33.938	29.032	18.279	1'57.785P	182,1	11:17'06.076
3	21.729	33.455	28.457	1'41.412	3'05.053P	268,7	11:20'11.129
4	35.793	32.914	28.341	17.987	1'55.035CP	183,1	11:22'06.164
5	21.495	<b>32.797</b>	28.631	<b>17.984</b>	1'40.907	268,7	11:23'47.071
6	21.562	32.833	28.444	18.003	<b>1'40.842</b>	<b>271,4</b>	11:25'27.913
7	<b>21.494</b>	33.918	30.904	18.114	1'44.430	<b>271,4</b>	11:27'12.343
8	21.588	33.294	<b>28.223</b>	22.484	1'45.589	270,7	11:28'57.932

215 Ceccato Racing (1'52.826)

Giro	Seg.1	Seg.2	Seg.3	Seg.4	T. Giro	km/h	Local Time
Giuseppe Fascicolo							
1							11:41'12.868
2	42.728	39.419	37.817	20.291	2'20.255P	161,7	11:43'33.123
3	24.168	37.269	<b>32.017</b>	19.734	1'53.188	248,8	11:45'26.311
4	23.917	37.175	34.309	22.715	1'58.116	250,6	11:47'24.427
5	<b>23.816</b>	37.761	39.903	20.270	2'01.750	250,6	11:49'26.177
6	23.912	<b>36.937</b>	32.303	<b>19.674</b>	<b>1'52.826</b>	250,6	11:51'19.003

77 Nova Race Events (1'42.825)

Giro	Seg.1	Seg.2	Seg.3	Seg.4	T. Giro	km/h	Local Time
Erwin Zanotti							
1							11:15'14.859
2	38.453	36.576	30.713	18.695	2'04.437P	183,4	11:17'19.296
3	22.355	34.554	30.816	20.752	1'48.477	270,7	11:19'07.773
4	21.948	33.815	29.377	18.133	1'43.273	271,4	11:20'51.046
5	21.879	33.906	29.386	18.278	1'43.449C	272,0	11:22'34.495
6	21.822	33.885	29.320	18.235	1'43.262	272,0	11:24'17.757
7	<b>21.715</b>	33.874	29.147	18.308	1'43.044	<b>274,1</b>	11:26'00.801
8	21.724	<b>33.771</b>	29.239	18.116	1'42.850	272,7	11:27'43.651
9	24.754	35.868	30.167	18.279	1'49.068	272,0	11:29'32.719
10	21.862	33.802	<b>29.084</b>	<b>18.077</b>	<b>1'42.825</b>	<b>274,1</b>	11:31'15.544

223 Ebimotors (1'51.536)

Giro	Seg.1	Seg.2	Seg.3	Seg.4	T. Giro	km/h	Local Time
Gianluca Carboni							
1							11:40'58.598
2	40.839	38.870	32.886	20.132	2'12.727P	160,7	11:43'11.325
3	23.704	37.122	31.663	19.852	1'52.341	252,3	11:45'03.666
4	23.851	37.237	31.818	20.669	1'53.575	<b>252,9</b>	11:46'57.241
5	<b>23.573</b>	<b>36.805</b>	<b>31.410</b>	<b>19.748</b>	<b>1'51.536</b>	250,6	11:48'48.777
6	23.883	40.925	35.352	20.107	2'00.267	<b>252,9</b>	11:50'49.044

88 LP Racing (1'42.917)

Giro	Seg.1	Seg.2	Seg.3	Seg.4	T. Giro	km/h	Local Time
Jonathan Cecotto							
1							11:16'29.950
2	36.977	34.482	29.095	<b>18.152</b>	1'58.706P	179,4	11:18'28.656
3	<b>21.762</b>	35.895	30.683	2'10.949	3'39.289P	265,4	11:22'07.945
4	38.570	34.531	31.727	18.492	2'03.320P	180,6	11:24'11.265
5	22.155	33.798	28.871	18.391	1'43.215	268,0	11:25'54.480
6	21.967	33.669	<b>28.809</b>	18.315	1'42.760C	268,7	11:27'37.240
7	22.072	<b>33.636</b>	29.005	18.204	<b>1'42.917</b>	269,3	11:29'20.157

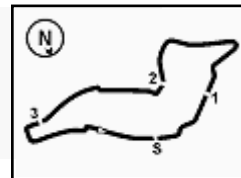
228 Nova Race Events (1'52.706)

Giro	Seg.1	Seg.2	Seg.3	Seg.4	T. Giro	km/h	Local Time
Enrico Bettera							
1							11:40'44.363
2	39.600	38.854	34.047	20.376	2'12.877P	162,4	11:42'57.240
3	24.099	37.622	32.433	20.187	1'54.341	247,7	11:44'51.581
4	24.140	37.695	32.234	19.913	1'53.982	247,1	11:46'45.563
5	24.009	37.161	32.263	19.971	1'53.404	247,7	11:48'38.967
6	<b>23.793</b>	<b>37.112</b>	<b>32.087</b>	<b>19.714</b>	<b>1'52.706</b>	247,1	11:50'31.673
7	23.991	37.514	34.754	20.071	1'56.330	248,3	11:52'28.003
8	23.928	37.487	32.320	21.084	1'54.819	<b>248,8</b>	11:54'22.822
9	23.979	37.550	32.770	20.008	1'54.307	246,6	11:56'17.129

251 Ebimotors (1'51.357)

Giro	Seg.1	Seg.2	Seg.3	Seg.4	T. Giro	km/h	Local Time





ACI Racing Weekend Imola 4-5 Settembre 2021  
Campionato Italiano GT Sprint - Analisi Tempi Qualifiche 2

Imola Circuit 4.909 m

3 / 4

Mattia Di Giusto								Hugo Delacour								
1							11:40'54.954	1								11:41'50.990
2	43.425	38.538	32.897	20.320	2'15.180P	147,1	11:43'10.134	2	38.516	35.438	29.888	18.774	2'02.616P	184,6	11:43'53.606	
3	24.031	36.948	31.561	19.909	1'52.449	252,3	11:45'02.583	3	22.755	35.157	<b>29.879</b>	18.698	1'46.489	274,8	11:45'40.095	
4	23.870	37.349	31.276	19.782	1'52.277	253,5	11:46'54.860	4	<b>22.185</b>	<b>35.005</b>	30.316	<b>18.478</b>	1'45.984	276,9	11:47'26.079	
5	<b>23.625</b>	36.882	31.500	19.878	1'51.885	254,7	11:48'46.745	5	22.423	36.079	31.724	18.685	1'48.911	<b>279,1</b>	11:49'14.990	
6	23.906	36.840	<b>31.192</b>	19.863	1'51.801	254,7	11:50'38.546	6	22.408	35.033	29.899	18.507	<b>1'45.847</b>	276,2	11:51'00.837	
7	23.713	<b>36.730</b>	31.200	<b>19.714</b>	<b>1'51.357</b>	<b>256,5</b>	11:52'29.903	7	22.395	35.196	29.895	18.657	1'46.143	277,6	11:52'46.980	

274 Autorlando Sport (1'54.399)							
Giro	Seg.1	Seg.2	Seg.3	Seg.4	T. Giro	km/h	Local Time
Maurizio Fondi							
1							11:40'05.477
2	54.583	45.806	41.238	21.142	2'42.769P	116,6	11:42'48.246
3	24.795	38.343	33.550	20.270	1'56.958	251,7	11:44'45.204
4	28.036	44.071	39.857	21.098	2'13.062	250,0	11:46'58.266
5	24.304	38.818	37.569	20.724	2'01.415	251,7	11:48'59.681
6	<b>23.918</b>	37.705	<b>32.560</b>	20.249	1'54.432	252,3	11:50'54.113
7	24.027	37.965	32.677	20.163	1'54.832	252,3	11:52'48.945
8	24.263	37.906	32.643	20.150	1'54.962	<b>253,5</b>	11:54'43.907
9	24.225	<b>37.398</b>	32.704	<b>20.072</b>	<b>1'54.399</b>	252,3	11:56'38.306

322 Krypton Motorsport (1'46.930)							
Giro	Seg.1	Seg.2	Seg.3	Seg.4	T. Giro	km/h	Local Time
Giacomo Riva							
1							11:39'19.056
2	1'27.968	44.525	37.565	20.230	3'10.288P	175,3	11:42'29.344
3	22.970	35.829	<b>30.432</b>	<b>18.647</b>	1'47.878	276,9	11:44'17.222
4	22.513	35.285	30.452	18.680	<b>1'46.930</b>	278,4	11:46'04.152
5	<b>22.378</b>	<b>35.160</b>	30.701	18.913	1'47.152	279,1	11:47'51.304
6	22.487	35.445	30.493	<b>18.647</b>	1'47.072C	279,8	11:49'38.376
7	22.473	35.381	30.586	18.768	1'47.208	280,5	11:51'25.584
8	22.494	38.878	33.833	19.098	1'54.303	<b>282,0</b>	11:53'19.887

275 Autorlando Sport (1'52.045)							
Giro	Seg.1	Seg.2	Seg.3	Seg.4	T. Giro	km/h	Local Time
Giuseppe Ghezzi							
1							11:36'26.579
2	4'31.984	46.116	40.703	20.326	6'19.129P	148,4	11:42'45.708
3	24.749	37.904	32.065	<b>19.717</b>	1'54.435	252,3	11:44'40.143
4	24.209	36.866	31.641	19.884	1'52.600	252,9	11:46'32.743
5	24.222	36.909	31.888	19.925	1'52.944	251,7	11:48'25.687
6	24.177	<b>36.747</b>	31.650	19.748	1'52.322	<b>254,7</b>	11:50'18.009
7	<b>23.908</b>	36.766	<b>31.569</b>	19.802	<b>1'52.045</b>	253,5	11:52'10.054
8	24.008	38.379	33.002	38.799	2'14.188P	252,3	11:54'24.242

333 SR&R (1'45.372)							
Giro	Seg.1	Seg.2	Seg.3	Seg.4	T. Giro	km/h	Local Time
Nicholas Risitano							
1							11:40'12.166
2	45.771	42.189	40.186	19.254	2'27.400P	136,0	11:42'39.566
3	22.570	35.385	30.319	18.738	1'47.012	274,1	11:44'26.578
4	23.227	36.400	34.121	19.262	1'53.010	274,1	11:46'19.588
5	22.362	35.353	32.037	18.634	1'48.386	273,4	11:48'07.974
6	22.213	34.821	30.026	18.633	1'45.693	<b>274,8</b>	11:49'53.667
7	22.241	34.776	29.924	<b>18.585</b>	1'45.526	<b>274,8</b>	11:51'39.193
8	<b>22.021</b>	35.540	31.139	19.161	1'47.861	<b>274,8</b>	11:53'27.054
9	22.166	<b>34.627</b>	<b>29.876</b>	18.703	<b>1'45.372</b>	<b>274,8</b>	11:55'12.426

318 Best Lap (1'48.025)							
Giro	Seg.1	Seg.2	Seg.3	Seg.4	T. Giro	km/h	Local Time
Maurizio Pitorri							
1							11:39'35.213
2	1'15.144	42.400	37.471	20.744	2'55.759P	167,7	11:42'30.972
3	23.261	36.381	31.094	<b>18.829</b>	1'49.565	275,5	11:44'20.537
4	23.678	<b>35.637</b>	30.809	19.026	1'49.150C	276,2	11:46'09.687
5	<b>22.429</b>	35.803	<b>30.733</b>	19.060	<b>1'48.025</b>	<b>276,9</b>	11:47'57.712
6	22.673	36.449	33.493	19.495	1'52.110	276,2	11:49'49.822
7	22.660	39.795	38.072	20.557	2'01.084	276,2	11:51'50.906
8	24.466	37.898	32.587	20.354	1'55.305	260,2	11:53'46.211

334 SR&R (1'57.540)							
Giro	Seg.1	Seg.2	Seg.3	Seg.4	T. Giro	km/h	Local Time
'Aramis'							
1							11:42'44.351
2	45.874	47.314	41.195	21.385	2'35.768P	132,0	11:45'20.119
3	25.535	40.416	33.464	<b>20.170</b>	1'59.585	248,8	11:47'19.704
4	<b>24.739</b>	39.761	33.636	20.689	1'58.825	<b>254,7</b>	11:49'18.529
5	24.884	<b>39.118</b>	<b>33.266</b>	20.272	<b>1'57.540</b>	250,0	11:51'16.069
6	32.394	51.866	43.336	1'38.023	3'45.619P	193,5	11:55'01.688

320 Formula Racing (1'46.305)							
Giro	Seg.1	Seg.2	Seg.3	Seg.4	T. Giro	km/h	Local Time
Alessandro Cozzi							
1							11:40'36.125
2	42.826	37.979	31.090	19.233	2'11.128P	154,3	11:42'47.253
3	22.950	36.001	30.998	18.489	1'48.438	279,1	11:44'35.691
4	22.531	35.622	29.565	18.825	1'46.543	279,1	11:46'22.234
5	<b>22.010</b>	35.826	30.063	<b>18.406</b>	<b>1'46.305</b>	279,8	11:48'08.539
6	22.718	35.356	<b>29.556</b>	18.959	1'46.589	<b>280,5</b>	11:49'55.128
7	22.459	35.355	33.596	19.072	1'50.482	279,1	11:51'45.610
8	22.414	35.389	30.026	18.728	1'46.557	279,8	11:53'32.167
9	22.391	<b>35.039</b>	30.410	18.836	1'46.676	279,8	11:55'18.843

355 Easy Race (1'44.703)							
Giro	Seg.1	Seg.2	Seg.3	Seg.4	T. Giro	km/h	Local Time
Francesca Linossi							
1							11:42'28.885
2	22.646	44.639	36.820	20.918		178,8	11:42'28.885
3	22.276	35.450	29.847	18.640	1'46.583	275,5	11:44'15.468
4	<b>22.062</b>	34.818	<b>29.397</b>	18.426	<b>1'44.703</b>	<b>280,5</b>	11:47'45.327
5	25.776	43.943	44.239	39.650	2'33.608P	259,0	11:50'18.935

321 AF Corse (1'45.847)							
Giro	Seg.1	Seg.2	Seg.3	Seg.4	T. Giro	km/h	Local Time
Carlo Curti							
1							11:40'52.090
2	47.852	48.578	36.523	19.621	2'32.574P	139,2	11:43'24.664
3	22.759	35.822	30.103	18.783	1'47.467	277,6	11:45'12.131
4	22.559	35.609	35.798	19.217	1'53.183	279,1	11:47'05.314
5	<b>22.461</b>	35.378	<b>29.759</b>	<b>18.642</b>	<b>1'46.240</b>	277,6	11:48'51.554
6	22.482	35.297	29.882	18.900	1'46.561	<b>281,3</b>	11:50'38.115

381 Tsunami R.T. (1'46.240)							
Giro	Seg.1	Seg.2	Seg.3	Seg.4	T. Giro	km/h	Local Time
Carlo Curti							
1							11:40'52.090
2	47.852	48.578	36.523	19.621	2'32.574P	139,2	11:43'24.664
3	22.759	35.822	30.103	18.783	1'47.467	277,6	11:45'12.131
4	22.559	35.609	35.798	19.217	1'53.183	279,1	11:47'05.314
5	<b>22.461</b>	35.378	<b>29.759</b>	<b>18.642</b>	<b>1'46.240</b>	277,6	11:48'51.554
6	22.482	35.297	29.882	18.900	1'46.561	<b>281,3</b>	11:50'38.115

04/09/2021

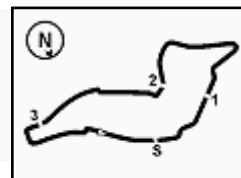
P = Box In/Out - C = Tempo Invalidato



Powered by FICr PERUGIA TIMING







Imola Circuit 4.909 m

ACI Racing Weekend Imola 4-5 Settembre 2021  
Campionato Italiano GT Sprint - Analisi Tempi Qualifiche 2

7 22.531 34.899 30.214 18.711 1'46.355 278,4 11:52'24.470

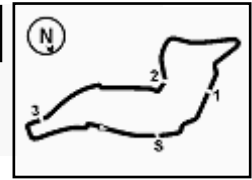
**391 Best Lap (1'46.991)**

Giro	Seg.1	Seg.2	Seg.3	Seg.4	T. Giro	km/h	Local Time
Massimiliano Mugelli							
1							11:40'15.281
2	52.014	51.794	33.550	19.954	2'37.312P	169,3	11:42'52.593
3	22.879	36.183	49.913	19.195	2'08.170	266,7	11:45'00.763
4	22.936	50.145	33.893	22.181	2'09.155	268,7	11:47'09.918
5	22.657	35.272	30.787	18.830	1'47.546	269,3	11:48'57.464
6	22.582	35.217	30.608	18.915	1'47.322	270,0	11:50'44.786
7	<b>22.495</b>	35.212	<b>30.388</b>	18.896	<b>1'46.991</b>	270,0	11:52'31.777
8	22.611	41.065	32.202	19.542	1'55.420	<b>271,4</b>	11:54'27.197
9	22.741	<b>35.100</b>	30.466	<b>18.814</b>	1'47.121	269,3	11:56'14.318

**399 Dionisio Ermanno**

Giro	Seg.1	Seg.2	Seg.3	Seg.4	T. Giro	km/h	Local Time
Giacomo Barri							
1							11:44'03.512

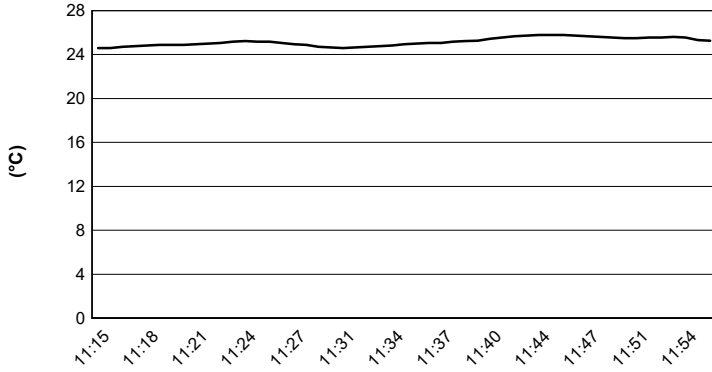




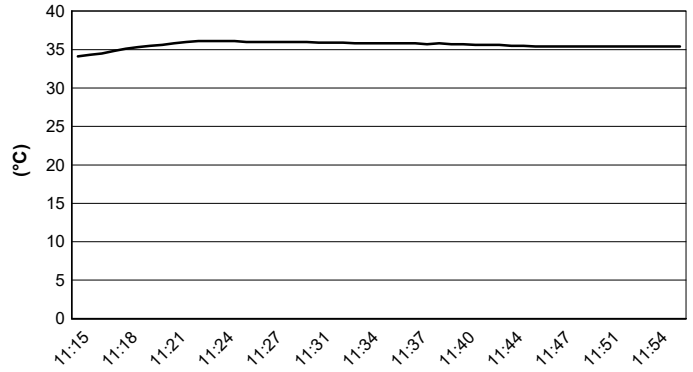
Imola Circuit 4.909 m

**ACI Racing Weekend Imola 4-5 Settembre 2021**  
**Campionato Italiano GT Sprint - Meteo Qualifiche 2**  
 Session started 11:15 - Session ended 11:56

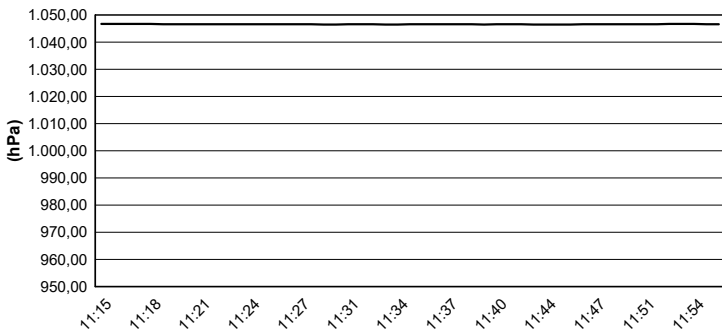
**Air Temperature**



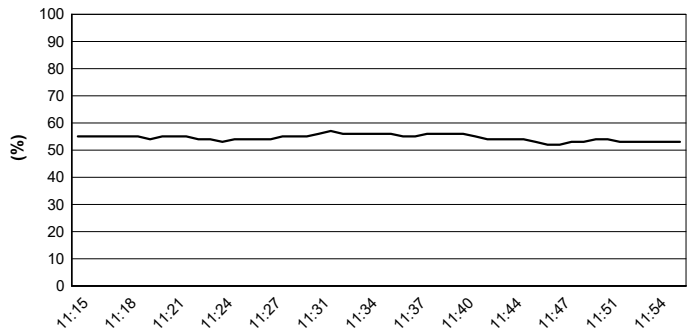
**Track Temperature**



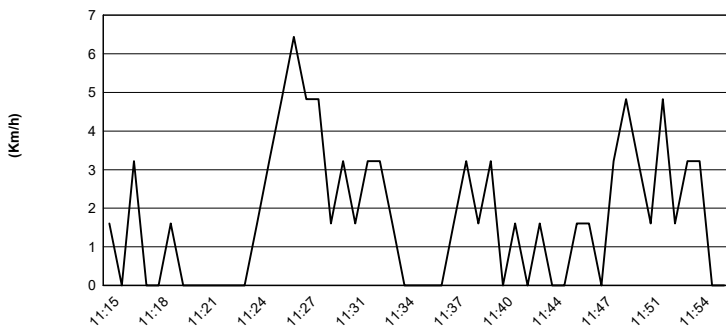
**Air Pressure**



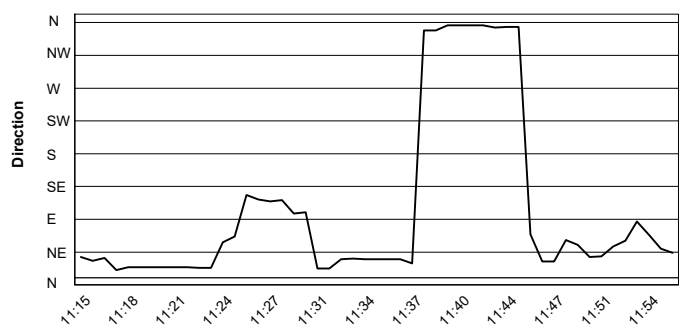
**Humidity**



**Wind Speed**



**Wind Direction**



04/09/2021

