

ACI Racing Weekend Imola 4-5 Settembre 2021

Campionato Italiano GT Sprint - Classifica Qualifiche 1

Imola Circuit 4.909 m

1 / 2

Num.	Conduttore	Naz	Concorrente	Team	Auto	Classe	Tempo	Dist.	Rel.	Giri
1	25 DI AMATO Daniele	ITA	RS Racing	RS Racing	Ferrari 488	GT3PR	1'40.459			7
2	12 AGOSTINI Riccardo	ITA	Audi Sport Italia	Audi Sport Italia	AUDI R8 LMS	GT3PR	1'40.549	0.090	0.090	7
3	29 IACONE Simone	ITA	Vincenzo Sospiri Racing	Vincenzo Sospiri Racing	Lamborghini Huracán GT3	GT3AM	1'40.765	0.306	0.216	5
4	11 SCHIRÒ Niccolò	ITA	Kessel Racing	Kessel Racing	Ferrari 488	GT3AM	1'40.842	0.383	0.077	7
5	8 ZAMPIERI Daniel	CHE	AF Corse	AF Corse	Ferrari 488	GT3PA	1'40.952	0.493	0.110	7
6	63 FRASSINETI Alex	ITA	Imperiale Sport Car Service	Imperiale Sport Car Service	Lamborghini Huracán GT3	GT3PR	1'41.041	0.582	0.089	7
7	77 CABEZAS Jorge	ESP	Nova Race Events	Nova Race Events	Honda NSX GT3	GT3AM	1'41.099	0.640	0.058	7
8	14 POSTIGLIONE Vito	ITA	Audi Sport Italia	Audi Sport Italia	AUDI R8 LMS	GT3PR	1'41.118	0.659	0.019	8
9	55 DE LUCA Francesco	ITA	Nova Race Events	Nova Race Events	Honda NSX GT3	GT3PA	1'41.525	1.066	0.407	8
10	19 MIDDLETON Stuart	GBR	Imperiale Sport Car Service	Imperiale Sport Car Service	Lamborghini Huracán GT3	GT3PA	1'41.572	1.113	0.047	8
11	3 GRECO Matteo	ITA	Easy Race	Easy Race	Ferrari 488	GT3PR	1'41.624	1.165	0.052	7
12	7 COMANDINI Stefano	ITA	Ceccato Racing	Ceccato Racing	BMW M6 GT3	GT3PR	1'41.753	1.294	0.129	6
13	21 MANN Simon	FRA	AF Corse	AF Corse	Ferrari 488	GT3PA	1'41.779	1.320	0.026	7
14	90 BARUCH Bar	ISR	AKM Motorsport	AKM Motorsport	Mercedes AMG GT3	GT3PA	1'42.420	1.961	0.641	8
15	88 PEROLINI Pietro	ITA	LP Racing	LP Racing	Lamborghini Huracán GT3	GT3PA	1'43.081	2.622	0.661	7
16	321 SBIRRAZZUOLI Cedrik	MCO	AF Corse	AF Corse	Ferrari 488 Challenge	GTC	1'43.596	3.137	0.515	3
17	355 VEBSTER Daniel	SWE	Easy Race	Easy Race	Ferrari 488 Challenge	GTC	1'43.885	3.426	0.289	5
18	320 SERNAGIOTTO Giorgio	ITA	Formula Racing	Formula Racing	Ferrari 488 Challenge	GTC	1'43.949	3.490	0.064	7
19	33 CUHADAROGU Murat	TUR	Kessel Racing	Kessel Racing	Ferrari 488	GT3AM	1'43.971	3.512	0.022	8
20	322 BERTON Giovanni	ITA	Krypton Motorsport	Krypton Motorsport	Porsche 911 GT3 Cup	GTC	1'44.475	4.016	0.504	6
21	51 MANN Peter	USA	AF Corse	AF Corse	Ferrari 488	GT3AM	1'45.335	4.876	0.860	7
22	381 CURTI Lino Annibale	ITA	Tsunami R.T.	Tsunami R.T.	Porsche 911 GT3 Cup	GTC	1'45.519	5.060	0.184	7
23	333 DEMARCHI Luca	ITA	SR&R	SR&R	Ferrari 488 Challenge	GTC	1'45.614	5.155	0.095	6
24	391 PEGORARO Lorenzo	ITA	Best Lap	Best Lap	Lamborghini Huracán ST	GTC	1'46.256	5.797	0.642	7
25	334 BARBOLINI Edoardo	ITA	SR&R	SR&R	Ferrari 488 Challenge	GTC	1'49.529	9.070	3.273	6
26	251 PERA Riccardo	ITA	Ebimotors	Ebimotors	Porsche 718 Cayman GT4	GT4PA	1'50.648	10.189	1.119	3
27	399 DIONISIO Ermanno	ITA	Dionisio Ermanno		Lamborghini Huracán	GTC	1'50.734	10.275	0.086	5
28	318 SIMONELLI Gianluigi	ITA	Best Lap	Best Lap	Ferrari 488 Challenge	GTC	1'51.551	11.092	0.817	8
29	207 MAGNONI Luca	ITA	Nova Race Events	Nova Race Events	Mercedes AMG GT4	GT4AM	1'52.616	12.157	1.065	7
30	228 FERRI Fulvio	ITA	Nova Race Events	Nova Race Events	Mercedes AMG GT4	GT4PA	1'53.024	12.565	0.408	7
31	223 ROMANI Emanuele	ITA	Ebimotors	Ebimotors	Porsche 718 Cayman GT4	GT4PA	1'53.143	12.684	0.119	7
32	215 NERI Nicola	ITA	Ceccato Racing	Ceccato Racing	BMW M4 GT4	GT4AM	1'53.782	13.323	0.639	5
33	274 GIOVANNELLI Alessandro	ITA	Autorlando Sport	Autorlando Sport	Porsche 718 Cayman GT4	GT4AM	1'53.812	13.353	0.030	6
34	275 CERATI Dario	ITA	Autorlando Sport	Autorlando Sport	Porsche 718 Cayman GT4	GT4AM	1'54.371	13.912	0.559	6

Tempo di Qualificazione: (117% di 1'40.591): **1'57.692**

Umidità	57%	ARIA	24°C
Condizioni	DRY	Pista	32°C

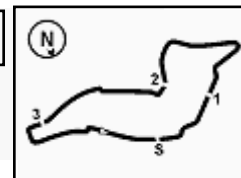
Direttore di Gara : Massimiliano Ghinassi

Direttore di Prova : Alessandro Ferrari

04/09/2021 Inizio 10:24 Fine 11:07

Esposta alle:





ACI Racing Weekend Imola 4-5 Settembre 2021

Campionato Italiano GT Sprint - Classifica Qualifiche 1

Imola Circuit 4.909 m

2 / 2

Penalty and Infringement

10.29	12	Audi Sport Italia	Time deleted (1'41.747) last lap exceeded track limits - Turn 9
10.32	77	Nova Race Events	Time deleted (1'43.350) last lap exceeded track limits - Turn 9
10.33	3	Easy Race	Time deleted (1'44.431) last lap exceeded track limits - Turn 9
10.35	63	Imperiale Sport Car Service	Time deleted (1'41.142) last lap exceeded track limits - Turn 9
10.36	90	AKM Motorsport	Time deleted (1'42.335) last lap exceeded track limits - Turn 9
10.37	63	Imperiale Sport Car Service	Time deleted (1'55.165) last lap exceeded track limits - Turn 9
10.39	90	AKM Motorsport	Time deleted (1'43.310) last lap exceeded track limits - Turn 13
10.39	77	Nova Race Events	Time deleted (1'45.737) last lap exceeded track limits - Turn 9
10.40	7	Ceccato Racing	Time deleted (1'41.766) last lap exceeded track limits - Turn 9
10.54	207	Nova Race Events	Time deleted (1'52.693) last lap exceeded track limits - Turn 9
10.57	251	Ebimotors	Time deleted (1'49.943) last lap exceeded track limits - Turn 9
10.58	228	Nova Race Events	Time deleted (1'53.065) last lap exceeded track limits - Turn 9
11.00	333	SR&R	Time deleted (1'46.154) last lap exceeded track limits - Turn 9
11.06	228	Nova Race Events	Time deleted (1'53.230) last lap exceeded track limits - Turn 9

Fastest Laps Sequence

Num.	Concorrente	Naz	Team	Auto	Local Time	Tempo	Dist.	Media
25	D. DI AMATO	ITA	RS Racing	Ferrari 488	10:28'37.587	1'42.600		172,246
8	D. ZAMPIERI	CHE	AF Corse	Ferrari 488	10:28'44.635	1'42.240	-0.360	172,852
25	D. DI AMATO	ITA	RS Racing	Ferrari 488	10:30'19.043	1'41.456	-0.784	174,188
12	R. AGOSTINI	ITA	Audi Sport Italia	AUDI R8 LMS	10:31'13.883	1'41.398	-0.058	174,287
8	D. ZAMPIERI	CHE	AF Corse	Ferrari 488	10:32'10.727	1'40.962	-0.436	175,040
25	D. DI AMATO	ITA	RS Racing	Ferrari 488	10:36'51.979	1'40.904	-0.058	175,141
12	R. AGOSTINI	ITA	Audi Sport Italia	AUDI R8 LMS	10:37'59.560	1'40.781	-0.123	175,354
29	S. IACONE	ITA	Vincenzo Sospiri Racing	Lamborghini Huracán GT3	10:38'08.904	1'40.765	-0.016	175,382
25	D. DI AMATO	ITA	RS Racing	Ferrari 488	10:38'32.438	1'40.459	-0.306	175,917

Direttore di Gara : Massimiliano Ghinassi

Direttore di Prova : Alessandro Ferrari

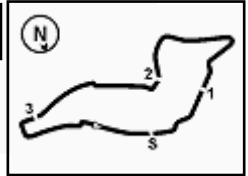
04/09/2021 Inizio 10:24 Fine 11:07

Esposta alle:



Powered by FICr PERUGIA TIMING





ACI Racing Weekend Imola 4-5 Settembre 2021

Campionato Italiano GT Sprint - Best Sectors & Speed Qualifiche 1

MIGLIOR GIRO

1	25 DI AMATO Daniele	Ferrari 488	1'40.459
2	12 AGOSTINI Riccardo	AUDI R8 LMS	1'40.549
3	29 IACONE Simone	Lamborghini Huracán GT3	1'40.765
4	11 SCHIRÒ Niccolò	Ferrari 488	1'40.842
5	8 ZAMPIERI Daniel	Ferrari 488	1'40.952
6	63 FRASSINETI Alex	Lamborghini Huracán GT3	1'41.041
7	77 CABEZAS Jorge	Honda NSX GT3	1'41.099
8	14 POSTIGLIONE Vito	AUDI R8 LMS	1'41.118
9	55 DE LUCA Francesco	Honda NSX GT3	1'41.525
10	19 MIDDLETON Stuart	Lamborghini Huracán GT3	1'41.572
11	3 GRECO Matteo	Ferrari 488	1'41.624
12	7 COMANDINI Stefano	BMW M6 GT3	1'41.753
13	21 MANN Simon	Ferrari 488	1'41.779
14	90 BARUCH Bar	Mercedes AMG GT3	1'42.420
15	88 PEROLINI Pietro	Lamborghini Huracán GT3	1'43.081
16	321 SBIRRAZZUOLI Cedrik	Ferrari 488 Challenge	1'43.596
17	355 VEBSTER Daniel	Ferrari 488 Challenge	1'43.885
18	320 SERNAGIOTTO Giorgio	Ferrari 488 Challenge	1'43.949
19	33 CUHADAROGLU Murat	Ferrari 488	1'43.971
20	322 BERTON Giovanni	Porsche 911 GT3 Cup	1'44.475
21	51 MANN Peter	Ferrari 488	1'45.335
22	381 CURTI Lino Annibale	Porsche 911 GT3 Cup	1'45.519
23	333 DEMARCHI Luca	Ferrari 488 Challenge	1'45.614
24	391 PEGORARO Lorenzo	Lamborghini Huracán ST	1'46.256
25	334 BARBOLINI Edoardo	Ferrari 488 Challenge	1'49.529
26	251 PERA Riccardo	Porsche 718 Cayman GT4	1'50.648
27	399 DIONISIO Ermanno	Lamborghini Huracán	1'50.734
28	318 SIMONELLI Gianluigi	Ferrari 488 Challenge	1'51.551
29	207 MAGNONI Luca	Mercedes AMG GT4	1'52.616
30	228 FERRI Fulvio	Mercedes AMG GT4	1'53.024
31	223 ROMANI Emanuele	Porsche 718 Cayman GT4	1'53.143
32	215 NERI Nicola	BMW M4 GT4	1'53.782
33	274 GIOVANNELLI Alessandro	Porsche 718 Cayman GT4	1'53.812
34	275 CERATI Dario	Porsche 718 Cayman GT4	1'54.371

SPEED

1	355 VEBSTER Daniel	Ferrari 488 Challenge	282,0
2	321 SBIRRAZZUOLI Cedrik	Ferrari 488 Challenge	280,5
3	320 SERNAGIOTTO Giorgio	Ferrari 488 Challenge	279,8
4	322 BERTON Giovanni	Porsche 911 GT3 Cup	279,1
5	333 DEMARCHI Luca	Ferrari 488 Challenge	279,8
6	381 CURTI Lino Annibale	Porsche 911 GT3 Cup	277,6
7	334 BARBOLINI Edoardo	Ferrari 488 Challenge	276,2
8	7 COMANDINI Stefano	BMW M6 GT3	275,5
9	51 MANN Peter	Ferrari 488	274,8
10	318 SIMONELLI Gianluigi	Ferrari 488 Challenge	274,8
11	77 CABEZAS Jorge	Honda NSX GT3	274,1
12	29 IACONE Simone	Lamborghini Huracán GT3	274,1
13	14 POSTIGLIONE Vito	AUDI R8 LMS	273,4
14	55 DE LUCA Francesco	Honda NSX GT3	272,7
15	12 AGOSTINI Riccardo	AUDI R8 LMS	272,0
16	19 MIDDLETON Stuart	Lamborghini Huracán GT3	272,0
17	21 MANN Simon	Ferrari 488	271,4
18	63 FRASSINETI Alex	Lamborghini Huracán GT3	270,7
19	399 DIONISIO Ermanno	Lamborghini Huracán	270,7
20	391 PEGORARO Lorenzo	Lamborghini Huracán ST	270,7
21	25 DI AMATO Daniele	Ferrari 488	270,7
22	33 CUHADAROGLU Murat	Ferrari 488	270,0
23	8 ZAMPIERI Daniel	Ferrari 488	269,3
24	88 PEROLINI Pietro	Lamborghini Huracán GT3	268,7
25	11 SCHIRÒ Niccolò	Ferrari 488	268,0
26	90 BARUCH Bar	Mercedes AMG GT3	266,7
27	3 GRECO Matteo	Ferrari 488	266,7
28	274 GIOVANNELLI Alessandro	Porsche 718 Cayman GT4	255,3
29	275 CERATI Dario	Porsche 718 Cayman GT4	254,1
30	251 PERA Riccardo	Porsche 718 Cayman GT4	252,9
31	223 ROMANI Emanuele	Porsche 718 Cayman GT4	252,9
32	215 NERI Nicola	BMW M4 GT4	250,0
33	207 MAGNONI Luca	Mercedes AMG GT4	249,4
34	228 FERRI Fulvio	Mercedes AMG GT4	248,8

SEG. 1

1	12 AGOSTINI Riccardo	21.319
2	11 SCHIRÒ Niccolò	21.359
3	29 IACONE Simone	21.388
4	7 COMANDINI Stefano	21.391
5	25 DI AMATO Daniele	21.419
6	77 CABEZAS Jorge	21.485
7	8 ZAMPIERI Daniel	21.487
8	63 FRASSINETI Alex	21.503
9	19 MIDDLETON Stuart	21.545
10	14 POSTIGLIONE Vito	21.609
11	55 DE LUCA Francesco	21.637
12	21 MANN Simon	21.668
13	3 GRECO Matteo	21.672
14	321 SBIRRAZZUOLI Cedrik	21.814
15	90 BARUCH Bar	21.824
16	355 VEBSTER Daniel	21.866
17	88 PEROLINI Pietro	21.970
18	320 SERNAGIOTTO Giorgio	21.970
19	322 BERTON Giovanni	22.048
20	51 MANN Peter	22.158
21	381 CURTI Lino Annibale	22.174
22	333 DEMARCHI Luca	22.248
23	33 CUHADAROGLU Murat	22.274
24	391 PEGORARO Lorenzo	22.412
25	334 BARBOLINI Edoardo	22.842
26	399 DIONISIO Ermanno	23.135
27	251 PERA Riccardo	23.258
28	318 SIMONELLI Gianluigi	23.546
29	223 ROMANI Emanuele	23.610
30	228 FERRI Fulvio	23.642
31	207 MAGNONI Luca	23.652
32	275 CERATI Dario	23.971
33	274 GIOVANNELLI Alessandr	23.992
34	215 NERI Nicola	24.119

SEG. 2

1	12 AGOSTINI Riccardo	32.771
2	63 FRASSINETI Alex	32.920
3	25 DI AMATO Daniele	32.927
4	8 ZAMPIERI Daniel	32.945
5	29 IACONE Simone	33.016
6	11 SCHIRÒ Niccolò	33.057
7	77 CABEZAS Jorge	33.065
8	7 COMANDINI Stefano	33.092
9	19 MIDDLETON Stuart	33.100
10	3 GRECO Matteo	33.124
11	55 DE LUCA Francesco	33.156
12	14 POSTIGLIONE Vito	33.226
13	90 BARUCH Bar	33.248
14	21 MANN Simon	33.322
15	88 PEROLINI Pietro	33.678
16	33 CUHADAROGLU Murat	33.959
17	355 VEBSTER Daniel	34.181
18	320 SERNAGIOTTO Giorgio	34.195
19	321 SBIRRAZZUOLI Cedrik	34.236
20	322 BERTON Giovanni	34.379
21	391 PEGORARO Lorenzo	34.505
22	51 MANN Peter	34.692
23	333 DEMARCHI Luca	34.823
24	381 CURTI Lino Annibale	34.984
25	399 DIONISIO Ermanno	36.060
26	251 PERA Riccardo	36.064
27	334 BARBOLINI Edoardo	36.337
28	207 MAGNONI Luca	36.909
29	228 FERRI Fulvio	37.042
30	215 NERI Nicola	37.245
31	318 SIMONELLI Gianluigi	37.317
32	274 GIOVANNELLI Alessandr	37.416
33	223 ROMANI Emanuele	37.443
34	275 CERATI Dario	37.568

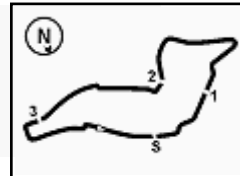
SEG. 3

1	25 DI AMATO Daniele	28.234
2	29 IACONE Simone	28.252
3	63 FRASSINETI Alex	28.284
4	12 AGOSTINI Riccardo	28.447
5	11 SCHIRÒ Niccolò	28.463
6	55 DE LUCA Francesco	28.522
7	14 POSTIGLIONE Vito	28.525
8	8 ZAMPIERI Daniel	28.540
9	3 GRECO Matteo	28.607
10	77 CABEZAS Jorge	28.616
11	19 MIDDLETON Stuart	28.713
12	21 MANN Simon	28.737
13	90 BARUCH Bar	28.807
14	7 COMANDINI Stefano	28.970
15	88 PEROLINI Pietro	29.038
16	320 SERNAGIOTTO Giorgio	29.193
17	321 SBIRRAZZUOLI Cedrik	29.278
18	33 CUHADAROGLU Murat	29.348
19	322 BERTON Giovanni	29.349
20	355 VEBSTER Daniel	29.501
21	333 DEMARCHI Luca	29.631
22	381 CURTI Lino Annibale	29.662
23	51 MANN Peter	29.890
24	391 PEGORARO Lorenzo	30.369
25	251 PERA Riccardo	31.002
26	334 BARBOLINI Edoardo	31.013
27	399 DIONISIO Ermanno	31.398
28	318 SIMONELLI Gianluigi	31.433
29	207 MAGNONI Luca	31.806
30	223 ROMANI Emanuele	31.951
31	274 GIOVANNELLI Alessandr	32.145
32	228 FERRI Fulvio	32.161
33	215 NERI Nicola	32.620
34	275 CERATI Dario	32.627

SEG. 4

1	14 POSTIGLIONE Vito	17.758
2	25 DI AMATO Daniele	17.795
3	11 SCHIRÒ Niccolò	17.858
4	8 ZAMPIERI Daniel	17.864
5	12 AGOSTINI Riccardo	17.868
6	19 MIDDLETON Stuart	17.871
7	55 DE LUCA Francesco	17.881
8	3 GRECO Matteo	17.891
9	77 CABEZAS Jorge	17.892
10	63 FRASSINETI Alex	17.934
11	7 COMANDINI Stefano	17.952
12	29 IACONE Simone	17.955
13	21 MANN Simon	17.995
14	88 PEROLINI Pietro	18.095
15	90 BARUCH Bar	18.153
16	321 SBIRRAZZUOLI Cedrik	18.268
17	33 CUHADAROGLU Murat	18.295
18	355 VEBSTER Daniel	18.302
19	322 BERTON Giovanni	18.339
20	51 MANN Peter	18.341
21	333 DEMARCHI Luca	18.395
22	381 CURTI Lino Annibale	18.465
23	320 SERNAGIOTTO Giorgio	18.502
24	391 PEGORARO Lorenzo	18.728
25	318 SIMONELLI Gianluigi	19.082
26	334 BARBOLINI Edoardo	19.165
27	399 DIONISIO Ermanno	19.453
28	215 NERI Nicola	19.768
29	207 MAGNONI Luca	19.800
30	251 PERA Riccardo	19.815
31	223 ROMANI Emanuele	19.851
32	228 FERRI Fulvio	19.860
33	275 CERATI Dario	19.989
34	274 GIOVANNELLI Alessandr	20.110





ACI Racing Weekend Imola 4-5 Settembre 2021

Campionato Italiano GT Sprint - Ideal Time Qualifiche 1

Imola Circuit 4.909 m
1 / 2

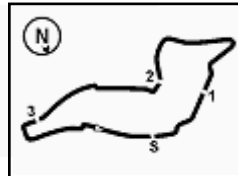
Num. Concorrente	Conditore	Auto	Seg. 1	Seg. 2	Seg. 3	Seg. 4	Ideal Time		
			Diff. 1	Diff. 2	Diff. 3	Diff. 4	Miglior Giro	Pos.	Diff.
1	25 DI AMATO D. (ITA) RS RACING	Ferrari 488	21.419	32.927 +0.084	28.234	17.795	1'40.375 1'40.459	1	0.084
2	12 AGOSTINI R. (ITA) AUDI SPORT ITALIA	AUDI R8 LMS	21.319 +0.038	32.771	28.447 +0.106	17.868	1'40.405 1'40.549	2	0.144
3	29 IACONE S. (ITA) VINCENTO SOSPIRI RACING	Lamborghini Huracán GT3	21.388	33.016	28.252	17.955 +0.154	1'40.611 1'40.765	3	0.154
4	63 FRASSINETI A. (ITA) IMPERIALE SPORT CAR SERVICE	Lamborghini Huracán GT3	21.503 +0.211	32.920	28.284 +0.189	17.934	1'40.641 1'41.041	6	0.400
5	11 SCHIRÒ N. (ITA) KESSEL RACING	Ferrari 488	21.359	33.057	28.463 +0.055	17.858 +0.050	1'40.737 1'40.842	4	0.105
6	8 ZAMPIERI D. (CHE) AF CORSE	Ferrari 488	21.487	32.945	28.540 +0.070	17.864 +0.046	1'40.836 1'40.952	5	0.116
7	77 CABEZAS J. (ESP) NOVA RACE EVENTS	Honda NSX GT3	21.485 +0.015	33.065 +0.026	28.616	17.892	1'41.058 1'41.099	7	0.041
8	14 POSTIGLIONE V. (ITA) AUDI SPORT ITALIA	AUDI R8 LMS	21.609	33.226	28.525	17.758	1'41.118 1'41.118	8	
9	55 DE LUCA F. (ITA) NOVA RACE EVENTS	Honda NSX GT3	21.637	33.156 +0.085	28.522 +0.130	17.881 +0.114	1'41.196 1'41.525	9	0.329
10	19 MIDDLETON S. (GBR) IMPERIALE SPORT CAR SERVICE	Lamborghini Huracán GT3	21.545 +0.040	33.100 +0.137	28.713 +0.152	17.871 +0.014	1'41.229 1'41.572	10	0.343
11	3 GRECO M. (ITA) EASY RACE	Ferrari 488	21.672 +0.091	33.124 +0.221	28.607	17.891 +0.018	1'41.294 1'41.624	11	0.330
12	7 COMANDINI S. (ITA) CECCATO RACING	BMW M6 GT3	21.391 +0.108	33.092	28.970 +0.167	17.952 +0.073	1'41.405 1'41.753	12	0.348
13	21 MANN S. (FRA) AF CORSE	Ferrari 488	21.668 +0.057	33.322	28.737	17.995	1'41.722 1'41.779	13	0.057
14	90 BARUCH B. (ISR) AKM MOTORSPORT	Mercedes AMG GT3	21.824	33.248 +0.220	28.807 +0.168	18.153	1'42.032 1'42.420	14	0.388
15	88 PEROLINI P. (ITA) LP RACING	Lamborghini Huracán GT3	21.970	33.678 +0.079	29.038 +0.221	18.095	1'42.781 1'43.081	15	0.300
16	321 SBIRRAZZUOLI C. (MCO) AF CORSE	Ferrari 488 Challenge	21.814	34.236	29.278	18.268	1'43.596 1'43.596	16	
17	355 VEBSTER D. (SWE) EASY RACE	Ferrari 488 Challenge	21.866	34.181	29.501	18.302 +0.035	1'43.850 1'43.885	17	0.035
18	320 SERNAGIOTTO G. (ITA) FORMULA RACING	Ferrari 488 Challenge	21.970 +0.073	34.195 +0.016	29.193	18.502	1'43.860 1'43.949	18	0.089
19	33 CUHADAROGLU M. (TU) KESSEL RACING	Ferrari 488	22.274 +0.013	33.959	29.348 +0.044	18.295 +0.038	1'43.876 1'43.971	19	0.095
20	322 BERTON G. (ITA) KRYPTON MOTORSPORT	Porsche 911 GT3 Cup	22.048	34.379	29.349 +0.360	18.339	1'44.115 1'44.475	20	0.360
21	51 MANN P. (USA) AF CORSE	Ferrari 488	22.158 +0.004	34.692 +0.003	29.890	18.341 +0.247	1'45.081 1'45.335	21	0.254
22	333 DEMARCHI L. (ITA) SR&R	Ferrari 488 Challenge	22.248 +0.079	34.823 +0.438	29.631	18.395	1'45.097 1'45.614	23	0.517
23	381 CURTI L. (ITA) TSUNAMI R.T.	Porsche 911 GT3 Cup	22.174 +0.071	34.984 +0.017	29.662	18.465 +0.146	1'45.285 1'45.519	22	0.234
24	391 PEGORARO L. (ITA) BEST LAP	Lamborghini Huracán ST	22.412 +0.019	34.505 +0.133	30.369	18.728 +0.090	1'46.014 1'46.256	24	0.242
25	334 BARBOLINI E. (ITA) SR&R	Ferrari 488 Challenge	22.842 +0.109	36.337	31.013	19.165 +0.063	1'49.357 1'49.529	25	0.172
26	399 DIONISIO E. (ITA) DIONISIO ERMANNIO	Lamborghini Huracán	23.135 +0.647	36.060	31.398	19.453 +0.041	1'50.046 1'50.734	27	0.688
27	251 PERA R. (ITA) EBIMOTORS	Porsche 718 Cayman GT4	23.258 +0.231	36.064	31.002 +0.278	19.815	1'50.139 1'50.648	26	0.509
28	318 SIMONELLI G. (ITA) BEST LAP	Ferrari 488 Challenge	23.546 +0.173	37.317	31.433	19.082	1'51.378 1'51.551	28	0.173
29	207 MAGNONI L. (ITA) NOVA RACE EVENTS	Mercedes AMG GT4	23.652 +0.107	36.909 +0.139	31.806 +0.184	19.800 +0.019	1'52.167 1'52.616	29	0.449
30	228 FERRI F. (ITA) NOVA RACE EVENTS	Mercedes AMG GT4	23.642 +0.069	37.042	32.161 +0.250	19.860	1'52.705 1'53.024	30	0.319
31	223 ROMANI E. (ITA) EBIMOTORS	Porsche 718 Cayman GT4	23.610 +0.232	37.443	31.951	19.851 +0.056	1'52.855 1'53.143	31	0.288
32	274 GIOVANNELLI A. (ITA) AUTORLANDO SPORT	Porsche 718 Cayman GT4	23.992	37.416	32.145	20.110 +0.149	1'53.663 1'53.812	33	0.149
33	215 NERI N. (ITA) CECCATO RACING	BMW M4 GT4	24.119 +0.020	37.245	32.620 +0.010	19.768	1'53.752 1'53.782	32	0.030

04/09/2021



Powered by FICr PERUGIA TIMING



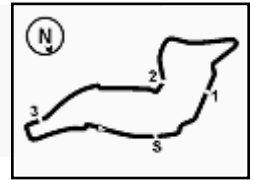


ACI Racing Weekend Imola 4-5 Settembre 2021
Campionato Italiano GT Sprint - Ideal Time Qualifiche 1

Imola Circuit 4.909 m
2 / 2

Num. Conducente Concorrente	Auto	Seg. 1 Diff. 1	Seg. 2 Diff. 2	Seg. 3 Diff. 3	Seg. 4 Diff. 4	Ideal Time Miglior Giro	Pos.	Diff.
34 275 CERATI D. (ITA) AUTORLANDO SPORT	Porsche 718 Cayman GT4	23.971 +0.184	37.568	32.627 +0.032	19.989	1'54.155 1'54.371	34	0.216
Ideal Time Assoluto		21.319	32.771	28.234	17.758	1'40.082		





ACI Racing Weekend Imola 4-5 Settembre 2021
Campionato Italiano GT Sprint - Analisi Tempi Qualifiche 1

Imola Circuit 4.909 m

1 / 4

3 Easy Race (1'41.624)

Giro	Seg.1	Seg.2	Seg.3	Seg.4	T. Giro	km/h	Local Time
Matteo Greco							
1		37.592	31.820	18.414		157,9	10:28'14.880
2	22.198	33.813	29.400	17.997	1'43.408	262,8	10:29'58.288
3	21.874	33.377	28.743	18.133	1'42.127	265,4	10:31'40.415
4	21.858	33.692	30.797	18.084	1'44.431C	262,1	10:33'24.846
5	21.908	33.291	28.900	18.532	1'42.631	260,2	10:35'07.477
6	21.893	33.208	28.796	17.891	1'41.788	263,4	10:36'49.265
7	21.763	33.345	28.607	17.909	1'41.624	266,7	10:38'30.889
8	21.672	33.124	33.895	36.987	2'05.678P	264,1	10:40'36.567

Vito Postiglione

1						35.497	30.733	18.534	175,3	10:26'57.909	
2	21.842					33.708	28.914	18.374	1'42.838	268,0	10:28'40.747
3	22.761					34.693	28.978	35.440	2'01.872P	270,7	10:30'42.619
4	2'36.466					38.184	30.255	17.971	4'02.876P	172,2	10:34'45.495
5	21.968					36.136	29.273	17.942	1'45.319	269,3	10:36'30.814
6	21.624					33.317	28.760	17.939	1'41.640	271,4	10:38'12.454
7	21.748					34.491	32.587	18.056	1'46.882	273,4	10:39'59.336
8	21.609					33.226	28.525	17.758	1'41.118	269,3	10:41'40.454
9	24.549					36.723	31.227	35.459	2'07.958P	267,3	10:43'48.412

7 Ceccato Racing (1'41.753)

Giro	Seg.1	Seg.2	Seg.3	Seg.4	T. Giro	km/h	Local Time
Stefano Comandini							
1							10:29'47.983
2	40.168	38.821	29.928	18.320	2'07.237P	121,1	10:31'55.220
3	21.986	33.459	29.218	18.118	1'42.781	273,4	10:33'38.001
4	21.499	33.092	29.137	18.025	1'41.753	274,8	10:35'19.754
5	21.552	33.582	29.206	18.201	1'42.541	275,5	10:37'02.295
6	21.409	33.519	29.014	17.952	1'41.894	273,4	10:38'44.189
7	21.391	33.326	28.970	18.079	1'41.766C	274,1	10:40'25.955

19 Imperiale Sport Car Service (1'41.572)

Giro	Seg.1	Seg.2	Seg.3	Seg.4	T. Giro	km/h	Local Time
Stuart Middleton							
1							10:25'34.528
2	38.683	40.703	32.749	18.782	2'10.917P	173,9	10:27'45.445
3	21.726	33.397	29.235	18.037	1'42.395	269,3	10:29'27.840
4	21.648	33.437	28.925	18.085	1'42.095	270,7	10:31'09.935
5	21.585	33.237	28.865	17.885	1'41.572	269,3	10:32'51.507
6	21.724	36.298	29.969	18.029	1'46.020	270,0	10:34'37.527
7	21.753	34.046	30.006	18.128	1'43.933	270,0	10:36'21.460
8	21.562	33.493	28.713	17.880	1'41.648	270,7	10:38'03.108
9	21.545	33.100	29.122	17.871	1'41.638	272,0	10:39'44.746

8 AF Corse (1'40.952)

Giro	Seg.1	Seg.2	Seg.3	Seg.4	T. Giro	km/h	Local Time
Daniel Zampieri							
1		38.902	32.744	18.174		169,5	10:27'02.395
2	21.892	33.411	28.811	18.126	1'42.240	266,0	10:28'44.635
3	21.766	35.276	29.982	18.106	1'45.130	269,3	10:30'29.765
4	21.525	33.033	28.540	17.864	1'40.962	268,0	10:32'10.727
5	21.626	33.067	28.578	1'12.293	2'35.564P	268,7	10:34'46.291
6	36.965	33.545	29.433	17.943	1'57.886P	181,5	10:36'44.177
7	21.487	32.945	28.610	17.910	1'40.952	267,3	10:38'25.129
8	21.511	33.161	29.461	18.008	1'42.141	268,0	10:40'07.270

21 AF Corse (1'41.779)

Giro	Seg.1	Seg.2	Seg.3	Seg.4	T. Giro	km/h	Local Time
Simon Mann							
1							10:26'14.159
2	38.907	36.899	35.966	19.846	2'11.618P	171,7	10:28'25.777
3	21.901	34.693	29.003	18.311	1'43.908	266,7	10:30'09.685
4	21.912	33.558	29.151	18.136	1'42.757	268,0	10:31'52.442
5	21.725	33.322	28.737	17.995	1'41.779	268,7	10:33'34.221
6	21.668	33.435	28.772	18.201	1'42.076	271,4	10:35'16.297
7	22.145	34.449	34.121	20.116	1'50.831	268,7	10:37'07.128
8	21.770	33.558	51.334	20.550	2'07.212	270,0	10:39'14.340

11 Kessel Racing (1'40.842)

Giro	Seg.1	Seg.2	Seg.3	Seg.4	T. Giro	km/h	Local Time
Niccolò Schirò							
1							10:28'21.608
2	43.638	35.912	32.420	18.736	2'10.706P	103,9	10:30'32.314
3	22.070	33.351	28.751	18.048	1'42.220	268,0	10:32'14.534
4	21.501	33.299	28.463	17.887	1'41.150	266,7	10:33'55.684
5	21.405	38.470	33.020	18.047	1'50.942	266,0	10:35'46.626
6	21.514	33.211	28.622	17.858	1'41.205	264,7	10:37'27.831
7	21.375	33.222	29.672	18.045	1'42.314	265,4	10:39'10.145
8	21.359	33.057	28.518	17.908	1'40.842	266,0	10:40'50.987

25 RS Racing (1'40.459)

Giro	Seg.1	Seg.2	Seg.3	Seg.4	T. Giro	km/h	Local Time
Daniele Di Amato							
1							10:26'54.987
2	21.828	33.427	29.299	18.046	1'42.600	264,1	10:28'37.587
3	21.564	33.614	28.313	17.965	1'41.456	268,0	10:30'19.043
4	21.772	33.575	28.725	34.359	1'58.431P	269,3	10:32'17.474
5	1'32.797	34.136	28.684	17.984	2'53.601P	181,5	10:35'11.075
6	21.583	33.162	28.284	17.875	1'40.904	267,3	10:36'51.979
7	21.419	33.011	28.234	17.795	1'40.459	269,3	10:38'32.438
8	21.436	32.927	43.019	36.709	2'14.091P	270,7	10:40'46.529

12 Audi Sport Italia (1'40.549)

Giro	Seg.1	Seg.2	Seg.3	Seg.4	T. Giro	km/h	Local Time
Riccardo Agostini							
1		34.370	30.359	18.578		157,2	10:27'50.738
2	21.846	33.293	28.652	17.956	1'41.747C	270,0	10:29'32.485
3	21.588	33.192	28.693	17.925	1'41.398	272,0	10:31'13.883
4	21.492	33.127	28.490	34.357	1'57.466P	272,0	10:33'11.349
5	1'44.678	34.015	30.549	18.188	3'07.430P	180,0	10:36'18.779
6	21.520	32.940	28.447	17.874	1'40.781	270,0	10:37'59.560
7	21.357	32.771	28.553	17.868	1'40.549	271,4	10:39'40.109
8	21.319	32.778	29.774	4'03.286	5'27.157P	272,0	10:45'07.266

29 Vincenzo Sospiri Racing (1'40.765)

Giro	Seg.1	Seg.2	Seg.3	Seg.4	T. Giro	km/h	Local Time
Simone Iacone							
1							10:31'23.202
2	21.979	33.524	28.644	18.124	1'42.271	268,7	10:33'05.473
3	21.639	33.301	28.591	18.046	1'41.577	270,0	10:34'47.050
4	21.453	33.163	28.518	17.955	1'41.089	273,4	10:36'28.139
5	21.388	33.016	28.252	18.109	1'40.765	274,1	10:38'08.904
6	25.803	41.673	35.507	3'00.973	4'43.956P	230,8	10:42'52.860

14 Audi Sport Italia (1'41.118)

Giro	Seg.1	Seg.2	Seg.3	Seg.4	T. Giro	km/h	Local Time
------	-------	-------	-------	-------	---------	------	------------

33 Kessel Racing (1'43.971)

Giro	Seg.1	Seg.2	Seg.3	Seg.4	T. Giro	km/h	Local Time
Murat Cuhadaroglu							
1							10:26'26.772

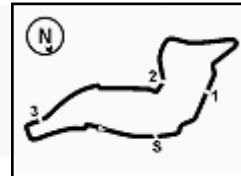
04/09/2021

P = Box In/Out - C = Tempo Invalidato



Powered by FICr PERUGIA TIMING





ACI Racing Weekend Imola 4-5 Settembre 2021
Campionato Italiano GT Sprint - Analisi Tempi Qualifiche 1

Imola Circuit 4.909 m

2 / 4

2	43.194	38.970	34.198	19.394	2'15.756P	149,2	10:28'42.528	2	38.556	35.781	31.195	18.647	2'04.179P	173,6	10:28'19.175
3	23.473	37.139	31.320	19.072	1'51.004	266,7	10:30'33.532	3	22.281	34.203	29.510	18.292	1'44.286	264,1	10:30'03.461
4	22.503	34.379	30.080	52.225	2'19.187	267,3	10:32'52.719	4	22.069	33.875	29.314	18.134	1'43.392	265,4	10:31'46.853
5	23.937	34.286	29.723	18.478	1'46.424	255,3	10:34'39.143	5	22.150	33.921	29.038	18.167	1'43.276	267,3	10:33'30.129
6	22.518	34.314	29.706	18.591	1'45.129	267,3	10:36'24.272	6	22.027	33.743	29.294	18.260	1'43.324	266,7	10:35'13.453
7	22.274	34.135	29.399	18.396	1'44.204	266,0	10:38'08.476	7	21.974	33.678	29.313	18.229	1'43.194	267,3	10:36'56.647
8	22.364	34.490	29.348	18.295	1'44.497	268,0	10:39'52.973	8	21.970	33.757	29.259	18.095	1'43.081	268,7	10:38'39.728
9	22.287	33.959	29.392	18.333	1'43.971	270,0	10:41'36.944								

51 AF Corse (1'45.335)								90 AKM Motorsport (1'42.420)							
Giro	Seg.1	Seg.2	Seg.3	Seg.4	T. Giro	km/h	Local Time	Giro	Seg.1	Seg.2	Seg.3	Seg.4	T. Giro	km/h	Local Time
Peter Mann								Bar Baruch							
1							10:26'54.168	1							10:25'21.078
2	40.498	36.829	30.160	18.666	2'06.153P	168,5	10:29'00.321	2	40.608	39.188	34.478	18.835	2'13.109P	171,7	10:27'34.187
3	22.310	35.190	29.992	18.341	1'45.833	274,8	10:30'46.154	3	22.547	34.518	29.404	18.574	1'45.043	262,1	10:29'19.230
4	22.162	34.695	29.890	18.588	1'45.335	268,0	10:32'31.489	4	22.233	34.100	29.393	1'29.262	2'54.988P	264,7	10:32'14.218
5	22.294	35.314	30.164	18.595	1'46.367	269,3	10:34'17.856	5	37.251	34.072	29.008	18.163	1'58.494P	183,1	10:34'12.712
6	22.251	35.204	30.064	18.693	1'46.212	271,4	10:36'04.068	6	22.150	33.248	28.807	18.130	1'42.335C	262,8	10:35'55.047
7	22.205	34.923	31.213	18.483	1'46.824	271,4	10:37'50.892	7	21.835	34.003	30.842	18.252	1'44.932	266,7	10:37'39.979
8	22.259	34.692	30.193	18.372	1'45.516	267,3	10:39'36.408	8	22.156	33.274	29.590	18.290	1'43.310C	264,1	10:39'23.289
								9	21.824	33.468	28.975	18.153	1'42.420	263,4	10:41'05.709

55 Nova Race Events (1'41.525)								207 Nova Race Events (1'52.616)							
Giro	Seg.1	Seg.2	Seg.3	Seg.4	T. Giro	km/h	Local Time	Giro	Seg.1	Seg.2	Seg.3	Seg.4	T. Giro	km/h	Local Time
Francesco De Luca								Luca Magnoni							
1							10:26'29.909	1							10:50'42.543
2	39.655	36.142	31.509	19.164	2'06.470P	180,6	10:28'36.379	2	40.690	39.476	34.535	20.163	2'14.864P	161,0	10:52'57.407
3	22.373	35.086	29.334	18.402	1'45.195	266,7	10:30'21.574	3	24.004	37.118	31.806	19.765	1'52.693C	247,1	10:54'50.100
4	21.980	33.660	28.986	18.418	1'43.044	272,7	10:32'04.618	4	23.909	36.909	32.017	19.800	1'52.635	249,4	10:56'42.735
5	21.933	33.375	28.724	18.121	1'42.153	269,3	10:33'46.771	5	23.652	37.077	1'02.175	20.786	2'23.690	248,3	10:59'06.425
6	21.797	33.246	28.744	17.881	1'41.668	268,0	10:35'28.439	6	24.252	37.420	32.527	19.965	1'54.164	246,0	11:01'00.589
7	21.637	33.241	28.652	17.995	1'41.525	268,7	10:37'09.964	7	24.016	37.265	32.242	20.382	1'53.905	246,6	11:02'54.494
8	53.696	36.643	32.323	18.503	2'21.165	271,4	10:39'31.129	8	23.759	37.048	31.990	19.819	1'52.616	243,2	11:04'47.110
9	21.668	33.156	28.522	18.656	1'42.002	269,3	10:41'13.131								

63 Imperiale Sport Car Service (1'41.041)								215 Ceccato Racing (1'53.782)							
Giro	Seg.1	Seg.2	Seg.3	Seg.4	T. Giro	km/h	Local Time	Giro	Seg.1	Seg.2	Seg.3	Seg.4	T. Giro	km/h	Local Time
Alex Frassinetti								Nicola Neri							
1							10:25'22.516	1							10:51'16.238
2	38.518	34.147	29.492	18.269	2'00.426P	168,8	10:27'22.942	2	42.551	42.452	37.798	20.231	2'23.032P	162,7	10:53'39.270
3	21.755	34.243	28.753	1'30.235	2'54.986P	269,3	10:30'17.928	3	24.409	37.711	32.630	19.805	1'54.555	247,7	10:55'33.825
4	36.814	43.519	32.593	18.547	2'11.473P	181,2	10:32'29.401	4	24.119	38.110	32.731	19.924	1'54.884	249,4	10:57'28.709
5	21.807	32.993	28.364	17.949	1'41.113	266,7	10:34'10.514	5	24.262	37.277	32.620	19.902	1'54.061	250,0	11:02'54.770
6	21.607	33.175	28.284	18.076	1'41.142C	268,7	10:35'51.656	6	24.139	37.245	32.630	19.768	1'53.782	250,0	11:01'16.552
7	21.503	33.177	40.522	19.963	1'55.165C	269,3	10:37'46.821								
8	21.714	32.920	28.473	17.934	1'41.041	268,7	10:39'27.862								

77 Nova Race Events (1'41.099)								223 Ebimotors (1'53.143)							
Giro	Seg.1	Seg.2	Seg.3	Seg.4	T. Giro	km/h	Local Time	Giro	Seg.1	Seg.2	Seg.3	Seg.4	T. Giro	km/h	Local Time
Jorge Cabezas								Emanuele Romani							
1							10:27'01.200	1							10:51'14.110
2	40.370	38.070	32.384	18.837	2'09.661P	173,6	10:29'10.861	2	43.888	41.295	34.920	21.267	2'21.370P	139,0	10:53'35.480
3	22.439	34.099	29.406	18.297	1'44.241	271,4	10:30'55.102	3	24.673	38.270	32.831	20.071	1'55.845	250,0	10:55'31.325
4	21.593	33.295	29.583	18.879	1'43.350C	272,7	10:32'38.452	4	23.876	37.679	32.244	19.851	1'53.650	251,7	10:57'24.975
5	21.500	33.091	28.616	17.892	1'41.099	271,4	10:34'19.551	5	23.610	37.828	32.194	19.964	1'53.596	252,9	10:59'18.571
6	28.252	35.753	29.707	18.203	1'51.915	274,1	10:36'11.466	6	23.842	37.443	31.951	19.907	1'53.143	251,7	11:01'11.714
7	21.834	33.985	32.237	17.920	1'45.976	271,4	10:37'57.442	7	23.818	37.769	32.146	20.124	1'53.857	251,2	11:03'05.571
8	21.485	33.065	32.561	18.626	1'45.737C	273,4	10:39'43.179	8	23.884	37.656	32.064	19.911	1'53.515	251,2	11:04'59.086

88 LP Racing (1'43.081)								228 Nova Race Events (1'53.024)							
Giro	Seg.1	Seg.2	Seg.3	Seg.4	T. Giro	km/h	Local Time	Giro	Seg.1	Seg.2	Seg.3	Seg.4	T. Giro	km/h	Local Time
Pietro Perolini								Fulvio Ferri							
1							10:26'14.996	1							10:50'40.303
2								2	40.703	39.387	34.594	20.298	2'14.982P	163,1	10:52'55.285
3								3	23.875	37.062	32.285	20.035	1'53.257	248,8	10:54'48.542
4								4	24.025	37.391	32.167	19.867	1'53.450	247,1	10:56'41.992

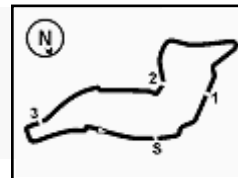
04/09/2021

P = Box In/Out - C = Tempo Invalidato



Powered by FICr PERUGIA TIMING





ACI Racing Weekend Imola 4-5 Settembre 2021
Campionato Italiano GT Sprint - Analisi Tempi Qualifiche 1

Imola Circuit 4.909 m

3 / 4

Pos	Time	Driver	Time	Driver	Time	Driver	Time	Driver	Time	Driver
5	23.642	37.111	32.164	20.148	1'53.065C	246,0	10:58'35.057			Cedrik Sbirrazzuoli
6	23.711	37.042	32.411	19.860	1'53.024	248,3	11:00'28.081	1		
7	24.009	37.197	32.280	20.030	1'53.516	244,3	11:02'21.597	2	38.539	37.255
8	23.880	37.125	32.161	20.064	1'53.230C	247,1	11:04'14.827	3	21.953	34.420
								4	21.814	34.236
										29.278
										18.268
										1'43.596
										280,5
										10:58'34.796

251 Ebimotors (1'50.648)							
Giro	Seg.1	Seg.2	Seg.3	Seg.4	T. Giro	km/h	Local Time
Riccardo Pera							
1							10:51'14.864
2	40.636	39.446	36.279	21.693	2'18.054P	155,0	10:53'32.918
3	23.489	36.064	31.280	19.815	1'50.648	251,7	10:55'23.566
4	23.308	36.188	31.002	19.445	1'49.943C	251,2	10:57'13.509

322 Krypton Motorsport (1'44.475)							
Giro	Seg.1	Seg.2	Seg.3	Seg.4	T. Giro	km/h	Local Time
Giovanni Berton							
1							10:53'38.854
2	45.525	43.397	39.919	21.478	2'30.319P	144,0	10:56'09.173
3	23.028	35.040	30.234	18.429	1'46.731	276,9	10:57'55.904
4	22.343	34.417	29.560	18.403	1'44.723	279,1	10:59'40.627
5	22.048	34.379	29.709	18.339	1'44.475	279,8	11:01'25.102
6	23.924	42.206	36.518	19.270	2'01.918	279,8	11:03'27.020
7	22.304	34.464	29.349	18.380	1'44.497	279,8	11:05'11.517

274 Autorlando Sport (1'53.812)							
Giro	Seg.1	Seg.2	Seg.3	Seg.4	T. Giro	km/h	Local Time
Alessandro Giovannelli							
1							10:49'44.064
2	1'04.150	44.916	35.385	21.582	2'46.033P	155,4	10:52'30.097
3	25.098	38.307	32.151	20.578	1'56.134	249,4	10:54'26.231
4	24.128	37.557	32.168	20.110	1'53.963	251,7	10:56'20.194
5	23.992	37.416	32.145	20.259	1'53.812	255,3	10:58'14.006
6	24.051	37.685	38.918	21.101	2'01.755	253,5	11:00'15.761
7	25.150	44.983	32.995	3'10.756	4'53.884P	252,3	11:05'09.645

333 SR&R (1'45.614)							
Giro	Seg.1	Seg.2	Seg.3	Seg.4	T. Giro	km/h	Local Time
Luca Demarchi							
1							10:50'57.499
2	43.996	38.370	41.052	20.183	2'23.601P	117,6	10:53'21.100
3	22.768	35.129	30.010	18.591	1'46.498	272,7	10:55'07.598
4	22.327	35.261	29.631	18.395	1'45.614	279,1	10:56'53.212
5	22.260	35.104	29.990	18.414	1'45.768	277,6	10:58'38.980
6	22.248	34.885	30.251	18.770	1'46.154C	277,6	11:00'25.134
7	22.559	34.823	29.704	18.599	1'45.685	279,1	11:02'10.819

275 Autorlando Sport (1'54.371)							
Giro	Seg.1	Seg.2	Seg.3	Seg.4	T. Giro	km/h	Local Time
Dario Cerati							
1							10:50'09.105
2	44.860	41.692	36.280	21.435	2'24.267P	149,4	10:52'33.372
3	24.445	38.041	32.627	20.115	1'55.228	250,6	10:54'28.600
4	24.155	37.568	32.659	19.989	1'54.371	252,9	10:56'22.971
5	24.390	37.723	32.680	20.276	1'55.069	252,3	10:58'18.040
6	23.971	37.615	32.941	20.310	1'54.837	254,1	11:00'12.877
7	25.547	40.019	35.202	42.377	2'23.145P	251,7	11:02'36.022

334 SR&R (1'49.529)							
Giro	Seg.1	Seg.2	Seg.3	Seg.4	T. Giro	km/h	Local Time
Eduardo Barbolini							
1							10:51'40.515
2	42.330	41.143	44.276	21.764	2'29.513P	149,6	10:54'10.028
3	23.444	37.149	31.832	19.850	1'52.275	272,0	10:56'02.303
4	23.937	37.970	35.337	19.824	1'57.068	238,9	10:57'59.371
5	23.176	36.580	31.368	19.165	1'50.289	273,4	10:59'49.660
6	22.951	36.337	31.013	19.228	1'49.529	274,8	11:01'39.189
7	22.842	40.764	43.624	19.781	2'07.011	273,4	11:03'46.200

318 Best Lap (1'51.551)							
Giro	Seg.1	Seg.2	Seg.3	Seg.4	T. Giro	km/h	Local Time
Gianluigi Simonelli							
1							10:50'21.888
2	46.456	40.152	32.332	20.436	2'19.376P	136,4	10:52'41.264
3	24.031	38.017	34.042	19.669	1'55.759	272,0	10:54'37.023
4	23.906	37.470	31.971	19.756	1'53.103	273,4	10:56'30.126
5	24.319	37.774	31.624	19.427	1'53.144	271,4	10:58'23.270
6	23.690	37.519	31.956	19.650	1'52.815	274,8	11:00'16.085
7	23.546	37.533	31.474	19.308	1'51.861	274,1	11:02'07.946
8	24.170	38.502	31.460	19.454	1'53.586	272,0	11:04'01.532
9	23.719	37.317	31.433	19.082	1'51.551	274,1	11:05'53.083

355 Easy Race (1'43.885)							
Giro	Seg.1	Seg.2	Seg.3	Seg.4	T. Giro	km/h	Local Time
Daniel Vebster							
1			1'10.152				115,9
2	22.373	34.707	30.055	18.481	1'45.616	279,1	10:55'36.635
3	21.976	34.707	29.505	18.302	1'44.490	280,5	10:57'21.125
4	21.899	34.598	29.855	18.516	1'44.868	278,4	10:59'05.993
5	21.866	34.181	29.501	18.337	1'43.885	278,4	11:00'49.878
6	23.343	41.616	37.883	44.254	2'27.096P	282,0	11:03'16.974

320 Formula Racing (1'43.949)							
Giro	Seg.1	Seg.2	Seg.3	Seg.4	T. Giro	km/h	Local Time
Giorgio Sernagiotto							
1							10:48'52.784
2	1'48.425	36.257	34.509	18.583	3'17.774P	147,9	10:52'10.558
3	21.970	34.301	39.893	20.032	1'56.196	276,9	10:54'06.754
4	22.110	34.569	29.242	18.551	1'44.472	278,4	10:55'51.226
5	22.043	34.211	29.193	18.502	1'43.949	279,1	10:57'35.175
6	22.014	34.195	56.672	18.958	2'11.839	279,8	10:59'47.014
7	22.005	34.299	29.316	20.020	1'45.640	279,8	11:01'32.654
8	22.237	35.343	32.687	20.015	1'50.282	274,1	11:03'22.936

381 Tsunami R.T. (1'45.519)							
Giro	Seg.1	Seg.2	Seg.3	Seg.4	T. Giro	km/h	Local Time
Lino Annibale Curti							
1							10:50'53.609
2	52.103	48.413	33.624	19.561	2'33.701P	86,8	10:53'27.310
3	22.976	36.030	30.367	18.779	1'48.152	276,2	10:55'15.462
4	22.383	35.189	29.865	18.534	1'45.971	276,9	10:57'01.433
5	22.174	35.155	30.352	18.720	1'46.401	276,9	10:58'47.834
6	22.309	34.984	29.866	18.655	1'45.814	277,6	11:00'33.648
7	22.175	35.023	30.063	18.465	1'45.726	277,6	11:02'19.374
8	22.245	35.001	29.662	18.611	1'45.519	276,2	11:04'04.893

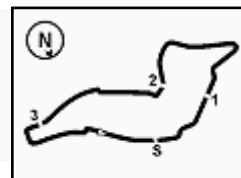
321 AF Corse (1'43.596)							
Giro	Seg.1	Seg.2	Seg.3	Seg.4	T. Giro	km/h	Local Time

04/09/2021 P = Box In/Out - C = Tempo Invalidato



Powered by FICr PERUGIA TIMING





ACI Racing Weekend Imola 4-5 Settembre 2021
Campionato Italiano GT Sprint - Analisi Tempi Qualifiche 1

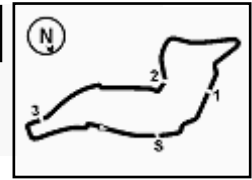
391 Best Lap (1'46.256)

Giro	Seg.1	Seg.2	Seg.3	Seg.4	T. Giro	km/h	Local Time
Lorenzo Pegoraro							
1							10:48'42.407
2	2'02.451	46.265	34.414	20.349	3'43.479P	73,7	10:52'25.886
3	23.312	35.683	30.919	18.769	1'48.683	265,4	10:54'14.569
4	22.710	34.742	30.953	19.397	1'47.802	270,0	10:56'02.371
5	22.431	34.638	30.369	18.818	1'46.256	268,7	10:57'48.627
6	22.412	34.505	30.669	18.841	1'46.427	270,7	10:59'35.054
7	22.491	34.561	30.562	18.728	1'46.342	268,0	11:01'21.396
8	22.417	34.742	30.981	18.840	1'46.980	268,7	11:03'08.376

399 Dionisio Ermanno (1'50.734)

Giro	Seg.1	Seg.2	Seg.3	Seg.4	T. Giro	km/h	Local Time
Ermanno Dionisio							
1							10:50'35.810
2	44.705	39.516	34.015	20.360	2'18.596P	175,9	10:52'54.406
3	23.135	36.933	31.470	19.453	1'50.991	270,7	10:54'45.397
4	23.782	36.060	31.398	19.494	1'50.734	252,3	10:56'36.131
5	23.782	37.975	33.695	6'24.170	7'59.622P	250,0	11:04'35.753
6	39.707	37.752	34.337	20.017	2'11.813P	181,5	11:06'47.566

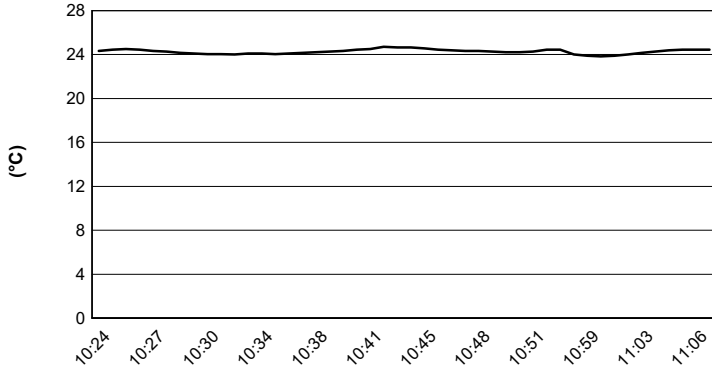




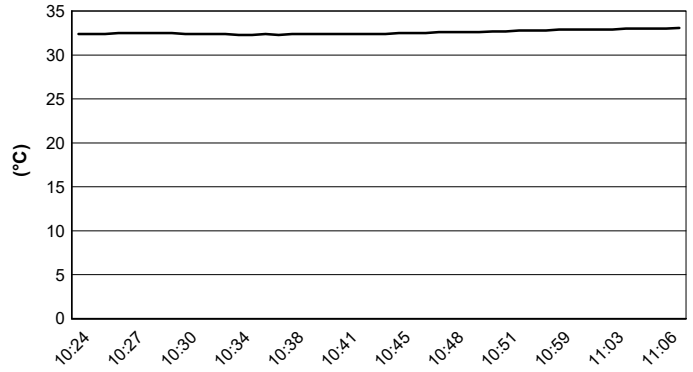
Imola Circuit 4.909 m

ACI Racing Weekend Imola 4-5 Settembre 2021
Campionato Italiano GT Sprint - Meteo Qualifiche 1
Session started 10:24 - Session ended 11:07

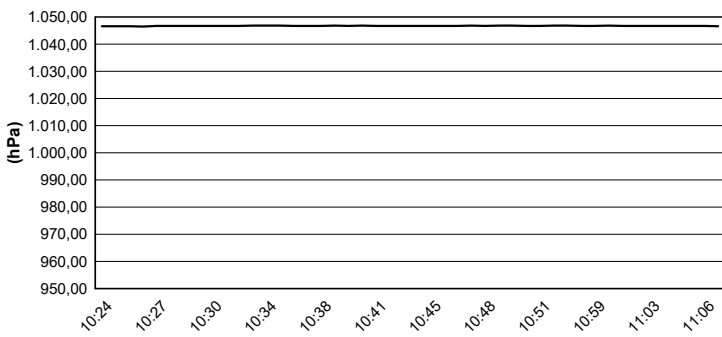
Air Temperature



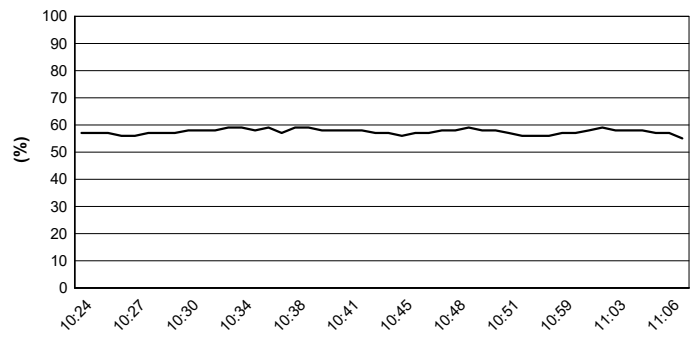
Track Temperature



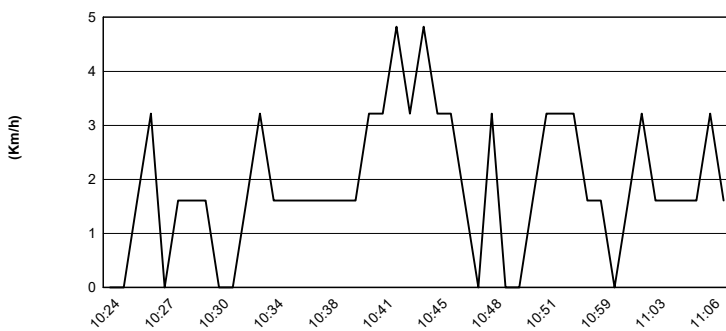
Air Pressure



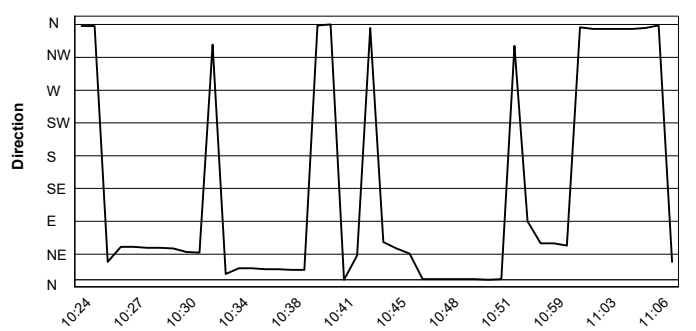
Humidity



Wind Speed



Wind Direction



04/09/2021

