

ACI Racing Weekend Misano, 5-6 Giugno 2021

Italian F4 Championship by Abarth - Result Race 2

Misano Circuit Sic 58 4.226 m

Laps 20 = 84,520 km - Avg 159,567 km/h - Race Time 31'46.862

No.	Driver	Nat	Entrant	Team	Car	Class	Laps	Time	Gap	Rel.	Fastest Lap
1	87 BEARMAN Oliver	GBR	Van Amersfoort Racing	Van Amersfoort Racing	Tatuus F4 T014 Abarth		20	31'46.862		18	1'34.628
2	6 MONTOYA Sebastian	COL	Prema Powerteam	Prema Powerteam	Tatuus F4 T014 Abarth		20	31'47.162	0.300	0.300	20 1'34.368
3	72 FORNAROLI Leonardo	ITA	Iron Lynx	Iron Lynx	Tatuus F4 T014 Abarth		20	31'47.658	0.796	0.496	20 1'34.541
4	7 SMAL Kirill	RUS	Prema Powerteam	Prema Powerteam	Tatuus F4 T014 Abarth		20	31'48.419	1.557	0.761	16 1'34.588
5	55 BERNIER Victor	FRA	R-ACE GP	R-ACE GP	Tatuus F4 T014 Abarth		20	31'49.376	2.514	0.957	18 1'34.410
6	56 MEGUETOUNIF Sami	FRA	R-ACE GP	R-ACE GP	Tatuus F4 T014 Abarth		20	31'51.064	4.202	1.688	12 1'34.632
7	17 BIZZOTTO Leonardo	ITA	BVM Racing	BVM Racing	Tatuus F4 T014 Abarth	R	20	31'58.021	11.159	6.957	15 1'34.867
8	35 BAPTISTE Nicolas	COL	Cram Motorsport	Cram Motorsport	Tatuus F4 T014 Abarth	R	20	31'58.555	11.693	0.534	16 1'34.958
9	13 DUFEK Joshua	AUT	Van Amersfoort Racing	Van Amersfoort Racing	Tatuus F4 T014 Abarth		20	31'58.904	12.042	0.349	16 1'34.542
10	15 BEDRIN Nikita	RUS	Van Amersfoort Racing	Van Amersfoort Racing	Tatuus F4 T014 Abarth	R	20	32'01.340	14.478	2.436	9 1'35.051
11	86 VALINT Bence	HUN	Van Amersfoort Racing	Van Amersfoort Racing	Tatuus F4 T014 Abarth		20	32'03.547	16.685	2.207	18 1'34.643
12	23 ZUNIGA Erick	MEX	Muecke Motorsport	Muecke Motorsport	Tatuus F4 T014 Abarth		20	32'03.713	16.851	0.166	19 1'34.962
13	37 SZTUKA Kacper	POL	AS Motorsport	AS Motorsport	Tatuus F4 T014 Abarth	R	20	32'04.106	17.244	0.393	18 1'35.065
14P	12 PATRESE Lorenzo	ITA	AKM Motorsport	AKM Motorsport	Tatuus F4 T014 Abarth	R	20	32'04.889	18.027	0.783	16 1'34.923
15	10 DÜRKEN Joshua	PRY	Muecke Motorsport	Muecke Motorsport	Tatuus F4 T014 Abarth		20	32'07.499	20.637	2.610	19 1'34.667
16	41 RIED Jonas	DEU	Muecke Motorsport	Muecke Motorsport	Tatuus F4 T014 Abarth	R	20	32'11.189	24.327	3.690	15 1'35.108
17	28 BRASCHI Francesco	ITA	Jenzer Motorsport	Jenzer Motorsport	Tatuus F4 T014 Abarth	R	20	32'16.358	29.496	5.169	18 1'34.686
18	24 WISNICKI Piotr	POL	Jenzer Motorsport	Jenzer Motorsport	Tatuus F4 T014 Abarth		20	32'19.106	32.244	2.748	18 1'35.362
19	54 AMAND Marcus	FRA	R-ACE GP	R-ACE GP	Tatuus F4 T014 Abarth	R	20	32'19.755	32.893	0.649	19 1'35.390
20	88 AL QUBAIS Hamda	UAE	Prema Powerteam	Prema Powerteam	Tatuus F4 T014 Abarth		20	32'20.326	33.464	0.571	20 1'34.608
21P	52 REXHEPI Eron	CHE	BVM Racing	BVM Racing	Tatuus F4 T014 Abarth	R	20	32'26.768	39.906	6.442	14 1'35.231
22	73 ARMANI Pietro	ITA	Iron Lynx	Iron Lynx	Tatuus F4 T014 Abarth	R	20	32'27.230	40.368	0.462	19 1'35.841
23	27 GARCJARCE DAVILA Jorge	MEX	Jenzer Motorsport	Jenzer Motorsport	Tatuus F4 T014 Abarth		20	32'27.417	40.555	0.187	19 1'35.628
24	77 PERINO Pedro	POR	DR Formula	DR Formula	Tatuus F4 T014 Abarth	R	20	32'28.533	41.671	1.116	20 1'35.876
25	83 WEUG Maya	BEL	Iron Lynx	Iron Lynx	Tatuus F4 T014 Abarth	R	20	32'29.852	42.990	1.319	20 1'35.077
26	25 BEN Samir	CHE	Jenzer Motorsport	Jenzer Motorsport	Tatuus F4 T014 Abarth	R	20	32'52.257	1'05.395	22.405	7 1'35.476
----- Not Classified -----											
RET	11 REVESZ Levente	HUN	AKM Motorsport	AKM Motorsport	Tatuus F4 T014 Abarth	R	11	19'18.915	9 Laps	8	1'35.832
RET	18 CENYU Han	CHN	Van Amersfoort Racing	Van Amersfoort Racing	Tatuus F4 T014 Abarth		5	10'27.263	15 Laps	4	1'36.283
RET	20 LAURSEN Conrad	DNK	Prema Powerteam	Prema Powerteam	Tatuus F4 T014 Abarth	R	1	1'47.412	19 Laps		

Starting: 29 Classified: 26 Not Classified: 0 Retired: 3 Not Started: 0

Fastest Lap N. 20 No. 6 Sebastian Montoya Time 1'34.368 Avg. 161,216 Km/h

The Driver n. 52 (Rexhepi E.) penalized of 5 sec for Stewards decision

The Driver n. 12 (Patrese L.) penalized of 5 sec for Stewards decision

Humidity:	53%	AIR:	26°C
Condition:	DRY	Temp:	31°C

Clerk of the Course : Fabrizio Fondacci

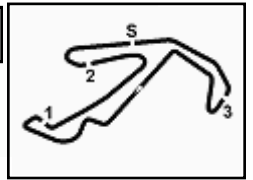
Race Director : Alessandro Ferrari

05/06/2021 Start 19:37 End 20:10



Powered by FICr PERUGIA TIMING





ACI Racing Weekend Misano, 5-6 Giugno 2021

Italian F4 Championship by Abarth - Result by Class Race 2

Misano Circuit Sic 58 4.226 m

Rookie

Laps 20 = 84,520 km - Avg 158,639 km/h - Race Time 31'58.021

No.	Driver	Nat	Entrant	Team	Car	Laps	Time	Gap	Rel.	Fastest Lap	
1	17 BIZZOTTO Leonardo	ITA	BVM Racing	BVM Racing	Tatuus F4 T014 Abarth	20	31'58.021		15	1'34.867	
2	35 BAPTISTE Nicolas	COL	Cram Motorsport	Cram Motorsport	Tatuus F4 T014 Abarth	20	31'58.555	0.534	0.534	16	1'34.958
3	15 BEDRIN Nikita	RUS	Van Amersfoort Racing	Van Amersfoort Racing	Tatuus F4 T014 Abarth	20	32'01.340	3.319	2.785	9	1'35.051
4	37 SZTUKA Kacper	POL	AS Motorsport	AS Motorsport	Tatuus F4 T014 Abarth	20	32'04.106	6.085	2.766	18	1'35.065
5P	12 PATRESE Lorenzo	ITA	AKM Motorsport	AKM Motorsport	Tatuus F4 T014 Abarth	20	32'04.889	6.868	0.783	16	1'34.923
6	41 RIED Jonas	DEU	Muecke Motorsport	Muecke Motorsport	Tatuus F4 T014 Abarth	20	32'11.189	13.168	6.300	15	1'35.108
7	28 BRASCHI Francesco	ITA	Jenzer Motorsport	Jenzer Motorsport	Tatuus F4 T014 Abarth	20	32'16.358	18.337	5.169	18	1'34.686
8	54 AMAND Marcus	FRA	R-ACE GP	R-ACE GP	Tatuus F4 T014 Abarth	20	32'19.755	21.734	3.397	19	1'35.390
9P	52 REXHEPI Eron	CHE	BVM Racing	BVM Racing	Tatuus F4 T014 Abarth	20	32'26.768	28.747	7.013	14	1'35.231
10	73 ARMANNI Pietro	ITA	Iron Lynx	Iron Lynx	Tatuus F4 T014 Abarth	20	32'27.230	29.209	0.462	19	1'35.841
11	77 PERINO Pedro	POR	DR Formula	DR Formula	Tatuus F4 T014 Abarth	20	32'28.533	30.512	1.303	20	1'35.876
12	83 WEUG Maya	BEL	Iron Lynx	Iron Lynx	Tatuus F4 T014 Abarth	20	32'29.852	31.831	1.319	20	1'35.077
13	25 BEN Samir	CHE	Jenzer Motorsport	Jenzer Motorsport	Tatuus F4 T014 Abarth	20	32'52.257	54.236	22.405	7	1'35.476
----- Not Classified -----											
RET	11 REVESZ Levente	HUN	AKM Motorsport	AKM Motorsport	Tatuus F4 T014 Abarth	11	19'18.915	9 Laps		8	1'35.832
RET	20 LAURSEN Conrad	DNK	Prema Powerteam	Prema Powerteam	Tatuus F4 T014 Abarth	1	1'47.412	19 Laps			

Starting: 15 Classified: 13 Not Classified: 0 Retired: 2 Not Started: 0
 Fastest Lap N. 18 No. 28 Francesco Braschi Time 1'34.686 Avg. 160,674 Km/h

Humidity:	53%	AIR:	26°C
Condition:	DRY	Temp:	31°C

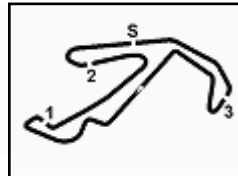
Clerk of the Course : Fabrizio Fondacci

Race Director : Alessandro Ferrari

 Start 19:37 End 20:10
 05/06/2021


Powered by FICr PERUGIA TIMING





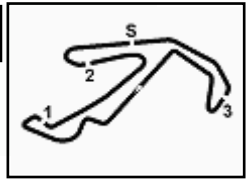
Misano Circuit Sic 58 4.226 m

ACI Racing Weekend Misano, 5-6 Giugno 2021
Italian F4 Championship by Abarth - Lap Chart Race 2

	Lap																			
	1	2	3	4	5	6	7	8	9	10	11	12	13	14	15	16	17	18	19	20
1	87	87	87	87	87	87	87	87	87	87	87	87	87	87	87	87	87	87	87	87
2	72	72	72	72	72	72	72	72	72	72	72	6	6	6	6	6	6	6	6	6
3	6	6	6	6	6	6	6	6	6	6	6	72	72	72	72	72	72	72	72	72
4	56	56	56	55	55	55	55	7	7	7	7	7	7	7	7	7	7	7	7	7
5	55	55	55	7	7	7	7	55	55	55	55	55	55	55	55	55	55	55	55	55
6	7	7	7	56	56	56	56	56	56	56	56	56	56	56	56	56	56	56	56	56
7	35	35	35	35	35	35	35	35	35	35	35	35	35	35	35	35	35	35	35	17
8	12	12	12	12	12	12	12	12	12	12	12	12	12	12	12	12	12	12	12	35
9	17	17	17	17	17	17	17	17	17	17	17	17	17	17	17	17	17	17	17	13
10	15	15	15	15	15	15	15	15	15	15	15	15	15	15	15	15	15	13	13	12
11	86	86	86	86	86	86	86	86	86	86	86	13	13	13	13	13	13	15	15	15
12	20	37	37	37	37	37	37	37	37	37	13	86	86	86	86	86	86	86	86	86
13	18	23	23	23	23	23	13	13	13	13	37	37	37	37	37	37	37	37	37	23
14	37	13	13	13	13	13	23	23	23	23	23	23	23	23	23	23	23	23	23	37
15	23	10	83	83	83	10	10	10	10	10	10	10	10	10	10	10	10	10	10	10
16	83	83	10	10	10	83	83	83	83	83	83	83	41	41	41	41	41	41	41	41
17	13	24	24	24	24	24	41	41	41	41	41	41	24	24	24	28	28	28	28	28
18	10	41	41	41	41	41	41	24	24	24	24	24	25	25	28	28	24	24	24	24
19	24	28	28	52	52	52	25	25	25	25	25	25	28	28	25	54	54	54	54	54
20	41	25	52	54	54	25	25	52	54	54	54	54	54	54	54	52	52	52	88	88
21	28	52	54	25	25	54	54	54	54	28	28	28	52	52	88	88	88	88	52	52
22	25	54	25	28	28	28	28	28	28	73	52	52	73	88	88	73	73	73	73	73
23	52	73	73	73	73	73	73	73	52	73	73	88	73	73	27	27	27	27	27	27
24	54	77	77	77	77	77	27	27	27	27	88	27	27	27	77	77	77	77	77	77
25	73	27	27	27	27	27	27	77	77	77	88	27	77	77	77	83	83	83	83	83
26	77	88	88	88	88	88	88	88	88	77	77	83	83	83	25	25	25	25	25	25
27	27	18	11	11	11	11	11	11	11	11	11									
28	88	11	18	18	18															
29	11																			

Final Result		
1	87 BEARMAN O.	Laps 20
2	6 MONTOYA S.	0.300
3	72 FORNAROLI L.	0.796
4	7 SMAL K.	1.557
5	55 BERNIER V.	2.514
6	56 MEGUETOUNIF S.	4.202
7	17 BIZZOTTO L.	11.159
8	35 BAPTISTE N.	11.693
9	13 DUFEK J.	12.042
10	15 BEDRIN N.	14.478
11	86 VALINT B.	16.685
12	23 ZUNIGA E.	16.851
13	37 SZTUKA K.	17.244
14	12 PATRESE L. (P)	18.027
15	10 DÜRKSEN J.	20.637
16	41 RIED J.	24.327
17	28 BRASCHI F.	29.496
18	24 WISNICKI P.	32.244
19	54 AMAND M.	32.893
20	88 AL QUBAISI H.	33.464
21	52 REXHEPI E. (P)	39.906
22	73 ARMANNI P.	40.368
23	27 GARCJARCE DAVILA	40.555
24	77 PERINO P.	41.671
25	83 WEUG M.	42.990
26	25 BEN S.	1'05.395
RET	11 REVESZ L.	9 Laps
RET	18 CENYU H.	15 Laps
RET	20 LAURSEN C.	19 Laps





ACI Racing Weekend Misano, 5-6 Giugno 2021
Italian F4 Championship by Abarth - Best Sectors & Speed Race 2

Misano Circuit Sic 58 4.226 m

RESULTS

1	87	BEARMAN Oliver	Tatuus F4 T014 Abarth	Laps 20
2	6	MONTOYA Sebastian	Tatuus F4 T014 Abarth	0.300
3	72	FORNAROLI Leonardo	Tatuus F4 T014 Abarth	0.796
4	7	SMAL Kirill	Tatuus F4 T014 Abarth	1.557
5	55	BERNIER Victor	Tatuus F4 T014 Abarth	2.514
6	56	MEGUETOUNIF Sami	Tatuus F4 T014 Abarth	4.202
7	17	BIZZOTTO Leonardo	Tatuus F4 T014 Abarth	11.159
8	35	BAPTISTE Nicolas	Tatuus F4 T014 Abarth	11.693
9	13	DUFEK Joshua	Tatuus F4 T014 Abarth	12.042
10	15	BEDRIN Nikita	Tatuus F4 T014 Abarth	14.478
11	86	VALINT Bence	Tatuus F4 T014 Abarth	16.685
12	23	ZUNIGA Erick	Tatuus F4 T014 Abarth	16.851
13	37	SZTUKA Kacper	Tatuus F4 T014 Abarth	17.244
14	12	PATRESE Lorenzo	Tatuus F4 T014 Abarth	18.027
15	10	DÜRKSEN Joshua	Tatuus F4 T014 Abarth	20.637
16	41	RIED Jonas	Tatuus F4 T014 Abarth	24.327
17	28	BRASCHI Francesco	Tatuus F4 T014 Abarth	29.496
18	24	WISNICKI Piotr	Tatuus F4 T014 Abarth	32.244
19	54	AMAND Marcus	Tatuus F4 T014 Abarth	32.893
20	88	AL QUBAIS I Hamda	Tatuus F4 T014 Abarth	33.464
21	52	REXHEPI Eron	Tatuus F4 T014 Abarth	39.906
22	73	ARMANNI Pietro	Tatuus F4 T014 Abarth	40.368
23	27	GARCJARCE DAVILA Jorge	Tatuus F4 T014 Abarth	40.555
24	77	PERINO Pedro	Tatuus F4 T014 Abarth	41.671
25	83	WEUG Maya	Tatuus F4 T014 Abarth	42.990
26	25	BEN Samir	Tatuus F4 T014 Abarth	1'05.395
RET	11	REVESZ Levente	Tatuus F4 T014 Abarth	9 Laps
RET	18	CENYU Han	Tatuus F4 T014 Abarth	15 Laps
RET	20	LAURSEN Conrad	Tatuus F4 T014 Abarth	19 Laps

SPEED

1	28	BRASCHI Francesco	Tatuus F4 T014 Abarth	204,5
2	13	DUFEK Joshua	Tatuus F4 T014 Abarth	204,5
3	17	BIZZOTTO Leonardo	Tatuus F4 T014 Abarth	204,2
4	25	BEN Samir	Tatuus F4 T014 Abarth	204,2
5	27	GARCJARCE DAVILA Jorge	Tatuus F4 T014 Abarth	204,2
6	7	SMAL Kirill	Tatuus F4 T014 Abarth	203,8
7	10	DÜRKSEN Joshua	Tatuus F4 T014 Abarth	203,8
8	52	REXHEPI Eron	Tatuus F4 T014 Abarth	203,8
9	12	PATRESE Lorenzo	Tatuus F4 T014 Abarth	203,4
10	23	ZUNIGA Erick	Tatuus F4 T014 Abarth	203,0
11	6	MONTOYA Sebastian	Tatuus F4 T014 Abarth	202,6
12	73	ARMANNI Pietro	Tatuus F4 T014 Abarth	202,6
13	88	AL QUBAIS I Hamda	Tatuus F4 T014 Abarth	202,6
14	41	RIED Jonas	Tatuus F4 T014 Abarth	202,2
15	37	SZTUKA Kacper	Tatuus F4 T014 Abarth	202,2
16	54	AMAND Marcus	Tatuus F4 T014 Abarth	202,2
17	56	MEGUETOUNIF Sami	Tatuus F4 T014 Abarth	202,2
18	83	WEUG Maya	Tatuus F4 T014 Abarth	202,2
19	24	WISNICKI Piotr	Tatuus F4 T014 Abarth	202,2
20	15	BEDRIN Nikita	Tatuus F4 T014 Abarth	201,9
21	77	PERINO Pedro	Tatuus F4 T014 Abarth	201,9
22	18	CENYU Han	Tatuus F4 T014 Abarth	201,5
23	55	BERNIER Victor	Tatuus F4 T014 Abarth	201,5
24	72	FORNAROLI Leonardo	Tatuus F4 T014 Abarth	201,5
25	35	BAPTISTE Nicolas	Tatuus F4 T014 Abarth	201,1
26	87	BEARMAN Oliver	Tatuus F4 T014 Abarth	201,1
27	11	REVESZ Levente	Tatuus F4 T014 Abarth	200,4
28	86	VALINT Bence	Tatuus F4 T014 Abarth	200,4
29	20	LAURSEN Conrad	Tatuus F4 T014 Abarth	200,0

SEG. 1

1	7	SMAL Kirill	24.114
2	55	BERNIER Victor	24.114
3	56	MEGUETOUNIF Sami	24.131
4	86	VALINT Bence	24.145
5	88	AL QUBAIS I Hamda	24.149
6	10	DÜRKSEN Joshua	24.151
7	87	BEARMAN Oliver	24.169
8	41	RIED Jonas	24.184
9	13	DUFEK Joshua	24.196
10	6	MONTOYA Sebastian	24.199
11	37	SZTUKA Kacper	24.202
12	72	FORNAROLI Leonardo	24.208
13	83	WEUG Maya	24.221
14	12	PATRESE Lorenzo	24.230
15	24	WISNICKI Piotr	24.243
16	35	BAPTISTE Nicolas	24.251
17	23	ZUNIGA Erick	24.283
18	15	BEDRIN Nikita	24.297
19	52	REXHEPI Eron	24.304
20	28	BRASCHI Francesco	24.306
21	17	BIZZOTTO Leonardo	24.318
22	54	AMAND Marcus	24.357
23	77	PERINO Pedro	24.361
24	25	BEN Samir	24.413
25	73	ARMANNI Pietro	24.431
26	11	REVESZ Levente	24.483
27	27	GARCJARCE DAVILA J	24.495
28	18	CENYU Han	24.516
29	20	LAURSEN Conrad	34.518

SEG. 2

1	13	DUFEK Joshua	22.759
2	72	FORNAROLI Leonardo	22.783
3	12	PATRESE Lorenzo	22.791
4	88	AL QUBAIS I Hamda	22.802
5	6	MONTOYA Sebastian	22.803
6	55	BERNIER Victor	22.814
7	17	BIZZOTTO Leonardo	22.821
8	7	SMAL Kirill	22.835
9	23	ZUNIGA Erick	22.856
10	54	AMAND Marcus	22.863
11	35	BAPTISTE Nicolas	22.880
12	86	VALINT Bence	22.887
13	28	BRASCHI Francesco	22.889
14	15	BEDRIN Nikita	22.895
15	87	BEARMAN Oliver	22.905
16	56	MEGUETOUNIF Sami	22.920
17	37	SZTUKA Kacper	22.926
18	25	BEN Samir	22.931
19	10	DÜRKSEN Joshua	22.951
20	83	WEUG Maya	22.953
21	41	RIED Jonas	22.965
22	18	CENYU Han	22.966
23	27	GARCJARCE DAVILA J	22.966
24	52	REXHEPI Eron	23.000
25	11	REVESZ Levente	23.039
26	77	PERINO Pedro	23.072
27	24	WISNICKI Piotr	23.090
28	73	ARMANNI Pietro	23.112
29	20	LAURSEN Conrad	23.945

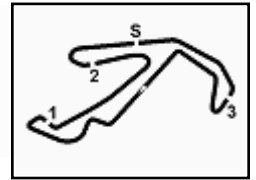
SEG. 3

1	6	MONTOYA Sebastian	26.584
2	13	DUFEK Joshua	26.605
3	12	PATRESE Lorenzo	26.686
4	7	SMAL Kirill	26.712
5	72	FORNAROLI Leonardo	26.738
6	55	BERNIER Victor	26.740
7	87	BEARMAN Oliver	26.743
8	28	BRASCHI Francesco	26.758
9	56	MEGUETOUNIF Sami	26.761
10	17	BIZZOTTO Leonardo	26.765
11	86	VALINT Bence	26.765
12	37	SZTUKA Kacper	26.771
13	24	WISNICKI Piotr	26.776
14	54	AMAND Marcus	26.800
15	88	AL QUBAIS I Hamda	26.813
16	35	BAPTISTE Nicolas	26.816
17	41	RIED Jonas	26.819
18	23	ZUNIGA Erick	26.820
19	52	REXHEPI Eron	26.834
20	15	BEDRIN Nikita	26.858
21	10	DÜRKSEN Joshua	26.889
22	25	BEN Samir	26.890
23	11	REVESZ Levente	26.972
24	83	WEUG Maya	26.972
25	73	ARMANNI Pietro	27.030
26	77	PERINO Pedro	27.040
27	27	GARCJARCE DAVILA J	27.085
28	18	CENYU Han	27.218
29	20	LAURSEN Conrad	27.431

SEG. 4

1	55	BERNIER Victor	20.618
2	72	FORNAROLI Leonardo	20.637
3	28	BRASCHI Francesco	20.645
4	10	DÜRKSEN Joshua	20.652
5	56	MEGUETOUNIF Sami	20.656
6	7	SMAL Kirill	20.663
7	13	DUFEK Joshua	20.671
8	88	AL QUBAIS I Hamda	20.689
9	87	BEARMAN Oliver	20.696
10	6	MONTOYA Sebastian	20.709
11	15	BEDRIN Nikita	20.753
12	17	BIZZOTTO Leonardo	20.757
13	86	VALINT Bence	20.763
14	23	ZUNIGA Erick	20.774
15	83	WEUG Maya	20.787
16	37	SZTUKA Kacper	20.795
17	41	RIED Jonas	20.804
18	27	GARCJARCE DAVILA J	20.811
19	11	REVESZ Levente	20.813
20	12	PATRESE Lorenzo	20.831
21	35	BAPTISTE Nicolas	20.838
22	73	ARMANNI Pietro	20.876
23	24	WISNICKI Piotr	20.906
24	25	BEN Samir	20.911
25	54	AMAND Marcus	20.920
26	52	REXHEPI Eron	20.931
27	18	CENYU Han	20.983
28	77	PERINO Pedro	20.987
29	20	LAURSEN Conrad	21.518





ACI Racing Weekend Misano, 5-6 Giugno 2021
Italian F4 Championship by Abarth - Chronological Analysis Race 2

Misano Circuit Sic 58 4.226 m

Start at 19:37'32.496

1 / 5

6 S. MONTOYA (1'34.368)							
Lap	Seg.1	Seg.2	Seg.3	Seg.4	Lap Time	km/h	Local Time
1		23.433	27.067	21.199	1'42.231	201,5	19:39'14.727
2	24.499	22.995	26.979	21.001	1'35.474	201,5	19:40'50.201
3	24.575	23.041	26.958	20.977	1'35.551	201,1	19:42'25.752
4	24.413	22.981	26.917	21.025	1'35.336	201,1	19:44'01.088
5	24.488	23.011	26.926	20.885	1'35.310	200,7	19:45'36.398
6	24.377	22.983	26.880	20.881	1'35.121	201,9	19:47'11.519
7	24.490	23.017	26.804	20.851	1'35.162	201,5	19:48'46.681
8	24.470	22.964	26.758	21.030	1'35.222	202,2	19:50'21.903
9	24.594	22.985	26.941	20.835	1'35.355	200,4	19:51'57.258
10	24.278	22.959	26.879	20.750	1'34.866	200,7	19:53'32.124
11	24.382	22.862	26.843	20.812	1'34.899	201,5	19:55'07.023
12	24.411	22.927	26.612	20.758	1'34.708	202,6	19:56'41.731
13	24.291	22.931	26.761	20.832	1'34.815	200,7	19:58'16.546
14	24.286	22.943	26.842	20.709	1'34.780	200,0	19:59'51.326
15	24.302	22.857	26.740	20.770	1'34.669	201,1	20:01'25.995
16	24.316	22.918	26.834	20.865	1'34.933	201,5	20:03'00.928
17	24.319	22.944	26.785	20.781	1'34.829	201,1	20:04'35.757
18	24.273	22.910	26.819	20.814	1'34.816	201,1	20:06'10.573
19	24.326	22.857	26.705	20.829	1'34.717	201,5	20:07'45.290
20	24.199	22.803	26.584	20.782	1'34.368	202,2	20:09'19.658
Race Time 31'47.162							

7 K. SMAL (1'34.588)							
Lap	Seg.1	Seg.2	Seg.3	Seg.4	Lap Time	km/h	Local Time
1		23.647	27.143	20.912	1'44.453	203,4	19:39'16.949
2	24.423	23.020	27.018	20.799	1'35.260	201,1	19:40'52.209
3	24.341	23.033	26.923	20.948	1'35.245	201,9	19:42'27.454
4	24.343	23.010	27.479	21.138	1'35.970	203,4	19:44'03.424
5	24.500	23.013	26.832	20.891	1'35.236	202,6	19:45'38.660
6	24.390	22.943	26.804	20.877	1'35.014	202,6	19:47'13.674
7	24.329	22.894	26.908	20.795	1'34.926	201,9	19:48'48.600
8	24.332	22.890	27.013	21.022	1'35.257	203,8	19:50'23.857
9	24.390	22.882	26.903	20.810	1'34.985	201,1	19:51'58.842
10	24.114	22.920	26.920	20.663	1'34.617	200,0	19:53'33.459
11	24.243	22.929	26.901	20.787	1'34.860	200,7	19:55'08.319
12	24.305	22.867	26.903	20.717	1'34.792	200,7	19:56'43.111
13	24.125	22.907	26.853	20.754	1'34.639	201,5	19:58'17.750
14	24.202	22.874	26.832	20.707	1'34.615	201,5	19:59'52.365
15	24.257	22.964	26.822	20.757	1'34.800	201,1	20:01'27.165
16	24.208	22.889	26.712	20.779	1'34.588	202,6	20:03'01.753
17	24.311	22.835	26.860	20.789	1'34.795	202,2	20:04'36.548
18	24.327	22.941	26.724	20.762	1'34.754	202,6	20:06'11.302
19	24.290	22.851	26.815	20.803	1'34.759	201,9	20:07'46.061
20	24.274	22.966	26.848	20.766	1'34.854	201,9	20:09'20.915
Race Time 31'48.419							

10 J. DÜRKSEN (1'34.667)							
Lap	Seg.1	Seg.2	Seg.3	Seg.4	Lap Time	km/h	Local Time
1		24.174	27.912	21.711	1'49.126	200,0	19:39'21.622
2	25.480	23.382	27.404	21.309	1'37.575	203,8	19:40'59.197
3	24.742	23.442	27.752	22.008	1'37.944	199,6	19:42'37.141
4	24.629	23.094	27.281	21.386	1'36.390	201,1	19:44'13.531
5	24.696	23.093	26.956	20.957	1'35.702	200,7	19:45'49.233
6	24.339	23.186	27.458	21.203	1'36.186	198,5	19:47'25.419
7	24.597	23.267	27.110	20.823	1'35.797	198,5	19:49'01.216
8	24.332	23.140	26.981	20.798	1'35.251	199,6	19:50'36.467
9	24.314	23.133	27.016	20.812	1'35.275	198,9	19:52'11.742
10	24.269	23.107	27.062	21.003	1'35.441	198,9	19:53'47.183
11	24.624	23.226	27.153	20.809	1'35.812	198,5	19:55'22.995
12	24.408	23.106	26.977	20.957	1'35.448	198,9	19:56'58.443
13	24.379	23.262	27.053	20.859	1'35.553	198,5	19:58'33.996
14	24.372	23.207	27.136	20.660	1'35.375	198,5	20:00'09.371
15	24.248	23.110	27.109	20.864	1'35.331	197,8	20:01'44.702

16	24.307	23.126	26.889	20.747	1'35.069	199,6	20:03'19.771
17	24.209	23.076	26.923	20.747	1'34.955	199,3	20:04'54.726
18	24.304	23.023	26.937	20.652	1'34.916	200,0	20:06'29.642
19	24.151	22.951	26.910	20.655	1'34.667	198,5	20:08'04.309
20	24.455	23.170	27.146	20.915	1'35.686	200,0	20:09'39.995
Race Time 32'07.499							

11 L. REVESZ (1'35.832)							
Lap	Seg.1	Seg.2	Seg.3	Seg.4	Lap Time	km/h	Local Time
1		24.108	30.002	1'21.568	2'51.260P	198,5	19:40'23.756
2	43.493	24.222	27.756	21.174	1'56.645P	196,4	19:42'20.401
3	25.035	23.275	27.279	21.131	1'36.720	198,2	19:43'57.121
4	24.818	23.269	27.266	20.943	1'36.296	197,4	19:45'33.417
5	24.705	23.112	27.160	21.099	1'36.076	198,2	19:47'09.493
6	24.640	23.131	27.170	21.661	1'36.602	197,8	19:48'46.095
7	25.750	23.039	27.181	20.876	1'36.846	199,3	19:50'22.941
8	24.483	23.115	26.972	21.262	1'35.832	198,9	19:51'58.773
9	24.950	24.432	27.054	20.943	1'37.379	200,4	19:53'36.152
10	24.679	25.576	27.232	20.813	1'38.300	199,3	19:55'14.452
11	24.997	23.445	27.395	21.122	1'36.959	198,9	19:56'51.411
Race Time 19'18.915							

12 L. PATRESE (1'34.923)							
Lap	Seg.1	Seg.2	Seg.3	Seg.4	Lap Time	km/h	Local Time
1		24.211	27.283	21.306	1'45.769	198,9	19:39'18.265
2	24.551	23.014	26.992	21.027	1'35.584	201,9	19:40'53.849
3	24.412	23.097	27.156	20.977	1'35.642	201,1	19:42'29.491
4	24.497	23.150	27.280	21.063	1'35.990	201,5	19:44'05.481
5	24.392	23.060	26.975	21.369	1'35.796	200,7	19:45'41.277
6	24.424	22.933	26.708	21.189	1'35.254	202,2	19:47'16.531
7	24.503	23.070	26.897	20.840	1'35.310	200,4	19:48'51.841
8	24.321	22.900	26.686	21.106	1'35.013	201,9	19:50'26.854
9	24.470	22.960	26.753	20.831	1'35.014	201,1	19:52'01.868
10	24.481	22.791	26.828	21.071	1'35.171	202,6	19:53'37.039
11	24.613	22.999	26.918	21.148	1'35.678	201,9	19:55'12.717
12	24.384	22.915	26.939	20.916	1'35.154	202,2	19:56'47.871
13	24.277	23.081	27.017	21.564	1'35.939	201,9	19:58'23.810
14	24.830	22.999	26.992	20.886	1'35.707	200,4	19:59'59.517
15	24.244	22.849	26.786	21.066	1'34.945	200,7	20:01'34.462
16	24.288	22.885	26.792	20.958	1'34.923	200,7	20:03'09.385
17	24.230	22.931	26.919	20.886	1'34.966	200,7	20:04'44.351
18	24.294	23.006	26.743	21.035	1'35.078	202,6	20:06'19.429
19	24.317	22.832	27.147	21.086	1'35.382	202,2	20:07'54.811
20	24.344	22.828	26.920	23.482	1'37.574	203,4	20:09'32.385
Race Time 31'59.889 + 5.000Pen							

13 J. DUFEK (1'34.542)							
Lap	Seg.1	Seg.2	Seg.3	Seg.4	Lap Time	km/h	Local Time
1		24.426	27.761	21.741	1'48.996	200,7	19:39'21.492
2	25.331	23.490	27.417	21.167	1'37.405	201,9	19:40'58.897
3	24.724	23.874	27.416	21.201	1'37.215	197,8	19:42'36.112
4	24.453	22.964	26.964	20.936	1'35.317	201,1	19:44'11.429
5	24.383	23.062	26.755	20.998	1'35.198	202,2	19:45'46.627
6	24.452	22.920	26.742	21.001	1'35.115	201,9	19:47'21.742
7	24.511	22.962	26.766	21.276	1'35.515	201,5	19:48'57.257
8	24.412	22.942	26.846	21.061	1'35.261	201,1	19:50'32.518
9	24.384	22.941	26.832	20.814	1'34.971	200,4	19:52'07.489
10	24.223	22.950	26.762	20.842	1'34.777	201,9	19:53'42.266
11	24.459	23.072	26.802	20.935	1'35.268	203,8	19:55'17.534
12	24.361	23.084	26.834	21.002	1'35.281	202,6	19:56'52.815
13	24.284	22.759	26.852	20.671	1'34.566	199,6	19:58'27.381
14	24.323	22.946	26.849	20.704	1'34.822	200,7	20:00'02.203
15	24.196	22.839	26.821	20.736	1'34.592	199,6	20:01'36.795
16	24.244	22.785	26.786	20.727	1'34.542	200,7	20:03'11.337
17	24.291	22.961	26.796	20.860	1'34.908	202,2	20:04'46.245
18	24.546	22.914	26.605	20.730	1'34.795	204,5	20:06'21.040

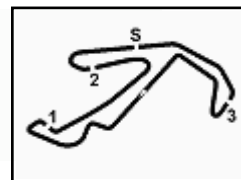
05/06/2021

P = Pits In/Out - C = Lap Time Cancelled



Powered by FICr PERUGIA TIMING





ACI Racing Weekend Misano, 5-6 Giugno 2021

Italian F4 Championship by Abarth - Chronological Analysis Race 2

Misano Circuit Sic 58.4.226 m

Start at 19:37'32.496

2 / 5

19	24.349	22.831	26.805	20.704	1'34.689	200,7	20:07'55.729
20	24.322	23.031	26.691	21.627	1'35.671	203,0	20:09'31.400
Race Time 31'58.904							

15 N. BEDRIN (1'35.051)							
Lap	Seg.1	Seg.2	Seg.3	Seg.4	Lap Time	km/h	Local Time
1		23.561	28.260	21.137	1'46.519	196,0	19:39'19.015
2	24.583	22.989	27.138	21.092	1'35.802	201,9	19:40'54.817
3	24.440	22.961	26.961	21.104	1'35.466	201,5	19:42'30.283
4	24.593	23.024	27.152	21.067	1'35.836	200,7	19:44'06.119
5	24.506	23.066	27.262	21.042	1'35.876	199,6	19:45'41.995
6	24.601	23.037	27.032	20.948	1'35.618	200,4	19:47'17.613
7	24.393	22.986	27.077	20.941	1'35.397	199,3	19:48'53.010
8	24.392	22.946	26.969	20.961	1'35.268	200,4	19:50'28.278
9	24.439	22.948	26.911	20.753	1'35.051	198,9	19:52'03.329
10	24.297	22.975	26.987	20.973	1'35.232	200,0	19:53'38.561
11	24.352	22.923	26.858	20.963	1'35.096	200,7	19:55'13.657
12	24.474	22.995	26.976	20.913	1'35.358	200,0	19:56'49.015
13	24.422	23.142	27.031	20.879	1'35.474	199,3	19:58'24.489
14	24.875	23.115	26.974	20.994	1'35.958	201,5	20:00'00.447
15	24.323	22.978	26.936	20.927	1'35.164	199,6	20:01'35.611
16	24.390	22.955	27.002	20.866	1'35.213	198,5	20:03'10.824
17	24.428	22.895	26.909	20.934	1'35.166	199,3	20:04'45.990
18	24.417	22.984	27.153	20.885	1'35.439	199,6	20:06'21.429
19	24.411	23.141	27.040	21.511	1'36.103	199,3	20:07'57.532
20	25.192	23.060	27.086	20.966	1'36.304	198,9	20:09'33.836
Race Time 32'01.340							

17 L. BIZZOTTO (1'34.867)							
Lap	Seg.1	Seg.2	Seg.3	Seg.4	Lap Time	km/h	Local Time
1		23.798	27.703	21.277	1'46.073	201,5	19:39'18.569
2	24.638	23.071	27.092	21.091	1'35.892	202,6	19:40'54.461
3	24.405	22.998	26.854	21.200	1'35.457	203,0	19:42'29.918
4	24.580	23.047	27.000	21.277	1'35.904	204,2	19:44'05.822
5	24.536	23.079	26.890	21.154	1'35.659	202,6	19:45'41.481
6	24.613	22.930	26.765	21.133	1'35.441	203,4	19:47'16.922
7	24.503	22.991	26.891	20.944	1'35.329	203,0	19:48'52.251
8	24.513	22.913	26.845	20.928	1'35.199	202,2	19:50'27.450
9	24.417	22.928	26.856	20.769	1'34.970	201,9	19:52'02.420
10	24.560	22.977	26.902	20.798	1'35.237	201,9	19:53'37.657
11	24.516	22.996	27.007	20.906	1'35.425	201,5	19:55'13.082
12	24.537	23.035	26.861	20.757	1'35.190	203,0	19:56'48.272
13	24.412	22.922	27.126	21.165	1'35.625	200,7	19:58'23.897
14	25.209	23.023	26.933	20.865	1'36.030	201,5	19:59'59.927
15	24.318	22.839	26.858	20.852	1'34.867	201,1	20:01'34.794
16	24.434	22.821	26.858	20.769	1'34.882	201,5	20:03'09.676
17	24.425	22.862	26.821	20.862	1'34.970	203,0	20:04'44.646
18	24.428	22.936	26.771	20.969	1'35.104	204,2	20:06'19.750
19	24.420	22.859	26.953	21.177	1'35.409	202,6	20:07'55.159
20	24.488	22.909	26.820	21.141	1'35.358	203,4	20:09'30.517
Race Time 31'58.021							

18 H. CENYU (1'36.283)							
Lap	Seg.1	Seg.2	Seg.3	Seg.4	Lap Time	km/h	Local Time
1		24.366	27.585	21.336	1'47.525	201,5	19:39'20.021
2	32.569	29.550	34.334	43.366	2'19.819P	182,7	19:41'39.840
3	1'35.259	23.858	27.985	21.469	2'48.571P	197,8	19:44'28.411
4	25.027	23.055	27.218	20.983	1'36.283	199,6	19:46'04.694
5	24.516	22.966	27.621	39.962	1'55.065P	198,9	19:47'59.759
Race Time 10'27.263							

20 C. LAURSEN							
Lap	Seg.1	Seg.2	Seg.3	Seg.4	Lap Time	km/h	Local Time
1		23.945	27.431	21.518	1'47.412	200,0	19:39'19.908
Race Time 1'47.412							

23 E. ZUNIGA (1'34.962)							
Lap	Seg.1	Seg.2	Seg.3	Seg.4	Lap Time	km/h	Local Time
1		24.209	27.810	21.597	1'48.396	202,2	19:39'20.892
2	25.728	23.314	27.543	21.157	1'37.742	200,4	19:40'58.634
3	24.707	23.588	27.175	21.031	1'36.501	200,0	19:42'35.135
4	24.629	23.187	27.036	20.840	1'35.692	199,6	19:44'10.827
5	24.379	23.156	26.820	20.968	1'35.323	200,4	19:45'46.150
6	24.430	22.973	26.874	20.979	1'35.256	200,4	19:47'21.406
7	24.484	22.990	26.907	22.235	1'36.616	199,6	19:48'58.022
8	24.568	23.009	26.882	20.800	1'35.259	200,4	19:50'33.281
9	24.370	23.111	26.916	20.926	1'35.323	200,7	19:52'08.604
10	24.283	23.058	26.931	20.774	1'35.046	200,4	19:53'43.650
11	24.325	23.062	27.027	20.910	1'35.324	199,6	19:55'18.974
12	24.306	22.990	26.958	20.823	1'35.077	200,4	19:56'54.051
13	24.479	23.059	26.904	20.844	1'35.286	200,7	19:58'29.337
14	24.518	23.046	27.031	20.870	1'35.465	200,4	20:00'04.802
15	24.366	22.857	26.944	20.941	1'35.108	200,0	20:01'39.910
16	24.440	22.963	26.925	20.853	1'35.181	200,7	20:03'15.091
17	24.307	22.944	26.934	20.971	1'35.156	200,7	20:04'50.247
18	24.322	22.899	26.891	20.895	1'35.007	201,5	20:06'25.254
19	24.289	22.856	26.922	20.895	1'34.962	201,5	20:08'00.216
20	24.343	22.976	27.490	21.184	1'35.993	203,0	20:09'36.209
Race Time 32'03.713							

24 P. WISNICKI (1'35.362)							
Lap	Seg.1	Seg.2	Seg.3	Seg.4	Lap Time	km/h	Local Time
1		24.176	28.298	21.634	1'49.922	201,9	19:39'22.418
2	25.533	23.415	27.271	21.271	1'37.490	200,0	19:40'59.908
3	24.626	23.491	27.341	21.888	1'37.346	202,2	19:42'37.254
4	24.825	23.416	27.009	21.182	1'36.432	201,5	19:44'13.686
5	24.962	23.258	27.012	21.172	1'36.404	201,9	19:45'50.090
6	24.445	23.235	27.243	21.229	1'36.152	200,0	19:47'26.242
7	24.711	23.210	27.161	21.136	1'36.218	198,9	19:49'02.460
8	24.527	23.390	27.562	21.322	1'36.801	198,5	19:50'39.261
9	24.892	23.203	27.197	21.134	1'36.426	200,4	19:52'15.687
10	24.654	23.180	27.115	21.077	1'36.026	200,0	19:53'51.713
11	24.366	23.186	27.358	20.989	1'35.899	200,0	19:55'27.612
12	24.593	23.169	27.364	21.113	1'36.239	199,6	19:57'03.851
13	24.357	23.332	27.252	20.943	1'35.884	198,2	19:58'39.735
14	24.445	23.387	27.369	20.942	1'36.143	198,5	20:00'15.878
15	24.497	23.263	27.504	21.118	1'36.382	198,2	20:01'52.260
16	24.310	23.266	27.053	20.968	1'35.597	198,9	20:03'27.857
17	24.243	23.229	27.150	21.825	1'36.447	198,9	20:05'04.304
18	24.568	23.112	26.776	20.906	1'35.362	201,5	20:06'39.666
19	24.368	23.090	27.016	21.023	1'35.497	200,0	20:08'15.163
20	24.403	23.155	27.614	21.267	1'36.439	201,1	20:09'51.602
Race Time 32'19.106							

25 S. BEN (1'35.476)							
Lap	Seg.1	Seg.2	Seg.3	Seg.4	Lap Time	km/h	Local Time
1		24.625	28.678	21.812	1'51.185	202,2	19:39'23.681
2	25.764	23.266	27.352	21.149	1'37.531	201,5	19:41'01.212
3	24.842	23.142	27.605	23.489	1'39.078	204,2	19:42'40.290
4	24.938	23.015	26.890	21.375	1'36.218	203,0	19:44'16.508
5	24.549	23.022	26.953	21.114	1'35.638	203,4	19:45'52.146
6	24.580	23.022	27.334	20.937	1'35.873	200,0	19:47'28.019
7	24.477	22.952	26.981	21.066	1'35.476	204,2	19:49'03.495
8	24.689	23.264	27.208	21.222	1'36.383	203,4	19:50'39.878
9	24.600	23.104	27.232	21.191	1'36.127	203,0	19:52'16.005
10	24.670	23.170	27.086	21.187	1'36.113	202,6	19:53'52.118
11	24.420	23.060	27.323	21.083	1'35.886	203,0	19:55'28.004
12	24.554	23.030	27.365	21.381	1'36.330	203,0	19:57'04.334
13	25.120	23.027	27.056	21.012	1'36.215	201,1	19:58'40.549
14	24.457	22.931	27.222	21.025	1'35.635	202,2	20:00'16.184
15	24.474	23.115	27.752	21.205	1'36.546	200,4	20:01'52.730

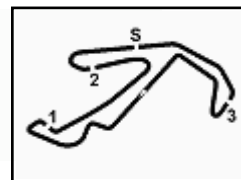
05/06/2021

P = Pits In/Out - C = Lap Time Cancelled



Powered by FICr PERUGIA TIMING





ACI Racing Weekend Misano, 5-6 Giugno 2021

Italian F4 Championship by Abarth - Chronological Analysis Race 2

Misano Circuit Sic 58 4.226 m

Start at 19:37'32.496

3 / 5

16	48.378	25.069	27.561	21.067	2'02.075	199,6	20:03'54.805	10	24.278	23.022	26.899	20.943	1'35.142	201,1	19:53'36.699
17	24.545	23.064	27.203	20,911	1'35.723	200,0	20:05'30.528	11	24.518	23.131	26.953	21.012	1'35.614	199,6	19:55'12.313
18	24.413	23.016	27.068	20.998	1'35.495	201,1	20:07'06.023	12	24.395	23.084	26.920	20.901	1'35.300	199,6	19:56'47.613
19	24.566	23.214	28.202	22.163	1'38.145	199,6	20:08'44.168	13	24.267	23.034	27.297	21.134	1'35.732	198,5	19:58'23.345
20	26.204	24.008	28.610	21.763	1'40.585	196,7	20:10'24.753	14	24.361	23.081	26.990	20,838	1'35.270	199,6	19:59'58.615

Race Time 32'52.257

27 J. GARCJARCE DAVILA (1'35.628)

Lap	Seg.1	Seg.2	Seg.3	Seg.4	Lap Time	km/h	Local Time
1		24.374	28.993	23.185	1'53.953	200,7	19:39'26.449
2	25.082	23.408	27.513	21.716	1'37.719	201,5	19:41'04.168
3	25.043	23.375	27.403	21.317	1'37.138	200,7	19:42'41.306
4	25.216	23.246	27.362	21.180	1'37.004	200,7	19:44'18.310
5	24.878	23.364	27.188	21.131	1'36.561	202,6	19:45'54.871
6	24.804	23.081	27.163	21.053	1'36.101	201,5	19:47'30.972
7	24.723	23.169	27,085	21.126	1'36.103	201,5	19:49'07.075
8	24.781	23.109	27.493	21.397	1'36.780	204,2	19:50'43.855
9	24.774	23.244	27.227	20.927	1'36.172	199,3	19:52'20.027
10	24.706	23.185	27.242	21.014	1'36.147	198,9	19:53'56.174
11	24,495	23.121	27.242	21.163	1'36.021	200,0	19:55'32.195
12	24.549	23.316	27.508	21.161	1'36.534	201,5	19:57'08.729
13	24.518	23.254	27.280	21.081	1'36.133	200,7	19:58'44.862
14	24.733	23.355	27.195	20.982	1'36.265	201,5	20:00'21.127
15	25.046	22,966	27.252	21.019	1'36.283	201,5	20:01'57.410
16	24.951	23.947	28.034	21.621	1'38.553	194,9	20:03'35.963
17	24.772	23.188	27,085	21.183	1'36.228	202,2	20:05'12.191
18	24.678	23.301	27.154	21.142	1'36.275	201,9	20:06'48.466
19	24.557	23.143	27.117	20,811	1'35.628	201,5	20:08'24.094
20	24.496	23.030	27.228	21.065	1'35.819	203,0	20:09'59.913

Race Time 32'27.417

28 F. BRASCHI (1'34.686)

Lap	Seg.1	Seg.2	Seg.3	Seg.4	Lap Time	km/h	Local Time
1		24.023	28.029	21.919	1'51.044	204,5	19:39'23.540
2	25.316	23.332	27.293	21.216	1'37.157	203,0	19:41'00.697
3	25.017	23.333	27.521	21.679	1'37.550	203,4	19:42'38.247
4	24.827	23.925	27.925	21.919	1'38.455	201,9	19:44'16.702
5	24.866	23.236	27.102	21.091	1'36.295	201,5	19:45'52.997
6	24.766	23.041	27.023	21.173	1'36.003	201,9	19:47'29.000
7	24.653	23.344	26.952	20.897	1'35.846	201,9	19:49'04.846
8	24.468	23.162	27.085	21.567	1'36.282	202,6	19:50'41.128
9	24.754	23.176	26.964	20.986	1'35.880	203,0	19:52'17.008
10	25.070	23.713	27.051	21.098	1'36.932	200,7	19:53'53.940
11	24.406	23.081	26.938	20.921	1'35.346	201,9	19:55'29.286
12	24.648	23.083	26.949	20.940	1'35.620	202,2	19:57'04.906
13	25.118	22.993	27.026	20.891	1'36.028	201,9	19:58'40.934
14	24.624	22.974	27.016	21.025	1'35.639	201,9	20:00'16.573
15	24.528	22.971	27.252	21.326	1'36.077	204,5	20:01'52.650
16	24.744	23.262	26.836	21.019	1'35.861	202,2	20:03'28.511
17	24.346	22.981	26.799	21.289	1'35.415	202,6	20:05'03.926
18	24.334	22.949	26,758	20,645	1'34.686	202,2	20:06'38.612
19	24,306	22,889	26.918	20.827	1'34.940	201,1	20:08'13.552
20	24.355	22.998	26.975	20.974	1'35.302	201,9	20:09'48.854

Race Time 32'16.358

35 N. BAPTISTE (1'34.958)

Lap	Seg.1	Seg.2	Seg.3	Seg.4	Lap Time	km/h	Local Time
1		23.509	27.710	21.340	1'45.141	199,6	19:39'17.637
2	24.605	23.215	27.070	20.958	1'35.848	200,7	19:40'53.485
3	24.476	23.151	27.028	21.102	1'35.757	199,6	19:42'29.242
4	24.565	23.142	27.212	21.015	1'35.934	200,0	19:44'05.176
5	24.371	23.184	26.881	21.045	1'35.481	199,6	19:45'40.657
6	24.453	23.061	26.909	21.143	1'35.566	200,0	19:47'16.223
7	24.430	22.994	26.888	20.897	1'35.209	199,3	19:48'51.432
8	24.269	22.938	26,816	21.061	1'35.084	201,1	19:50'26.516
9	24.309	22.928	26.899	20.905	1'35.041	199,6	19:52'01.557

Race Time 32'11.189

37 K. SZTUKA (1'35.065)

Lap	Seg.1	Seg.2	Seg.3	Seg.4	Lap Time	km/h	Local Time
1		24.539	27.937	21.453	1'48.235	199,3	19:39'20.731
2	25.421	23.599	27.379	21.181	1'37.580	200,0	19:40'58.311
3	24.498	23.195	27.190	21.098	1'35.981	199,6	19:42'34.292
4	24.476	23.198	26.997	20.976	1'35.647	200,0	19:44'09.939
5	24.261	23.078	26.967	20.882	1'35.188	200,7	19:45'45.127
6	24.286	23.001	27.106	20.944	1'35.337	200,0	19:47'20.464
7	24.325	23.173	27.011	21.160	1'35.669	200,4	19:48'56.133
8	24.359	23.038	26.902	20,795	1'35.094	201,5	19:50'31.227
9	24.316	23.031	26.912	20.855	1'35.114	200,4	19:52'06.341
10	24.362	23.103	27.028	21.005	1'35.498	201,5	19:53'41.839
11	24.425	23.188	27.329	21.207	1'36.149	201,5	19:55'17.988
12	24.395	22.982	26.915	21.192	1'35.484	202,2	19:56'53.472
13	24.477	22.993	26,771	21.081	1'35.322	201,9	19:58'28.794
14	24.349	22.933	26.896	20.956	1'35.134	201,5	20:00'03.928
15	24.240	22.967	27.072	21.028	1'35.307	201,1	20:01'39.235
16	24.307	22,926	26.999	20.855	1'35.087	199,6	20:03'14.322
17	24,202	23.039	27.045	20.989	1'35.275	200,0	20:04'49.597
18	24.272	23.133	26.832	20.828	1'35,065	201,9	20:06'24.662
19	24.273	23.027	27.018	20.840	1'35.158	200,0	20:07'59.820
20	24.209	22.974	28.043	21.556	1'36.782	193,2	20:09'36.602

Race Time 32'04.106

41 J. RIED (1'35.108)

Lap	Seg.1	Seg.2	Seg.3	Seg.4	Lap Time	km/h	Local Time
1		25.641	27.969	21.946	1'50.598	201,5	19:39'23.094
2	25.273	23.419	27.413	21.274	1'37.379	200,7	19:41'00.473
3	24.907	23.671	27.399	21.624	1'37.601	200,0	19:42'38.074
4	24.624	23.251	27.071	21.104	1'36.050	200,7	19:44'14.124
5	25.027	23.227	27.043	21.070	1'36.367	201,1	19:45'50.491
6	24.580	23.162	27.067	21.303	1'36.112	202,2	19:47'26.603
7	24.638	23.406	26.978	21.144	1'36.166	200,7	19:49'02.769
8	24.673	23.168	27.150	21.289	1'36.280	199,6	19:50'39.049
9	24.697	23.184	27.037	21.008	1'35.926	199,3	19:52'14.975
10	24.323	23.162	26.956	20.931	1'35.372	200,4	19:53'50.347
11	24.428	23.087	27.044	21.049	1'35.608	200,4	19:55'25.955
12	24.446	23.016	26.990	20.970	1'35.422	200,4	19:57'01.377
13	24.388	23.108	27.010	20.878	1'35.384	200,0	19:58'36.761
14	24.431	23.019	27.117	20.918	1'35.485	199,6	20:00'12.246
15	24.195	23.020	27.017	20.876	1'35,108	198,9	20:01'47.354
16	24.482	23.019	27.032	20.914	1'35.447	200,4	20:03'22.801
17	24.393	22,965	27.048	20.966	1'35.372	200,0	20:04'58.173
18	24.187	23.097	26.958	20.905	1'35.147	201,9	20:06'33.320
19	24.392	23.014	27.044	20,804	1'35.254	200,0	20:08'08.574
20	24,184	23.133	26,819	20.975	1'35.111	201,5	20:09'43.685

Race Time 32'11.189

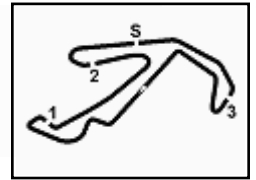
52 E. REXHEPI (1'35.231)

Lap	Seg.1	Seg.2	Seg.3	Seg.4	Lap Time	km/h	Local Time
1		24.745	28.078	22.044	1'51.764	200,0	19:39'24.260
2	25.567	23.353	27.097	21.391	1'37.408	202,6	19:41'01.668
3	24.861	23.190	27.203	21.729	1'36.983	203,8	19:42'38.651

05/06/2021

P = Pits In/Out - C = Lap Time Cancelled





ACI Racing Weekend Misano, 5-6 Giugno 2021
Italian F4 Championship by Abarth - Chronological Analysis Race 2

Misano Circuit Sic 58 4.226 m

Start at 19:37'32.496

4 / 5

Race Time 31'49.376

4	24.859	23.205	27.422	20.990	1'36.476	199,3	19:44'15.127
5	24.672	23.098	26.933	21.247	1'35.950	202,2	19:45'51.077
6	24.663	23.217	27.020	21.293	1'36.193	201,5	19:47'27.270
7	24.612	23.210	27.047	21.089	1'35.958	201,1	19:49'03.228
8	24.767	23.169	27.625	21.611	1'37.172	200,4	19:50'40.400
9	24.620	23.137	26.894	21.498	1'36.149	203,4	19:52'16.549
10	25.475	23.606	27.778	21.484	1'38.343	201,9	19:53'54.892
11	24.655	23.125	27.263	21.048	1'36.091	201,1	19:55'30.983
12	24.495	23.067	27.007	21.059	1'35.628	200,7	19:57'06.611
13	24.567	23.044	27.005	20.957	1'35.573	201,1	19:58'42.184
14	24.423	23.043	26.834	20.931	1'35.231	201,9	20:00'17.415
15	24.494	23.554	26.997	21.068	1'36.113	200,4	20:01'53.528
16	26.280	23.544	27.154	21.018	1'37.996	199,6	20:03'31.524
17	24.458	23.103	26.913	20.940	1'35.414	200,7	20:05'06.938
18	24.438	23.000	26.908	21.289	1'35.635	201,5	20:06'42.573
19	24.304	23.147	27.595	21.129	1'36.175	198,2	20:08'18.748
20	24.496	23.040	27.018	20.962	1'35.516	202,2	20:09'54.264

Race Time 32'21.768 + 5.000Pen

54 M. AMAND (1'35.390)

Lap	Seg.1	Seg.2	Seg.3	Seg.4	Lap Time	km/h	Local Time
1		24.467	27.997	21.978	1'51.969	198,5	19:39'24.465
2	25.857	23.472	27.276	21.059	1'37.664	200,4	19:41'02.129
3	24.737	23.295	27.323	21.454	1'36.809	200,4	19:42'38.938
4	24.884	23.335	27.355	21.729	1'37.303	200,7	19:44'16.241
5	24.526	22.990	26.916	20.989	1'35.421	200,7	19:45'51.662
6	24.605	23.356	27.814	21.243	1'37.018	198,2	19:47'28.680
7	24.667	23.043	27.083	20.931	1'35.724	199,6	19:49'04.404
8	24.437	23.085	27.132	21.830	1'36.484	201,1	19:50'40.888
9	24.646	23.022	27.025	21.011	1'35.704	201,9	19:52'16.592
10	24.614	22.964	26.977	21.339	1'35.894	202,2	19:53'52.486
11	24.486	23.211	27.153	21.147	1'35.997	201,1	19:55'28.483
12	24.477	23.185	27.151	21.243	1'36.056	200,4	19:57'04.539
13	25.802	23.108	27.113	20.990	1'37.013	200,0	19:58'41.552
14	24.461	23.024	27.082	20.966	1'35.533	200,4	20:00'17.085
15	24.504	22.903	27.358	21.359	1'36.124	201,9	20:01'53.209
16	24.988	23.139	26.800	20.920	1'35.847	200,7	20:03'29.056
17	24.466	23.094	27.020	21.024	1'35.604	200,4	20:05'04.660
18	24.573	23.172	26.921	20.988	1'35.654	201,9	20:06'40.314
19	24.366	23.146	26.928	20.950	1'35.390	200,4	20:08'15.704
20	24.357	22.863	27.637	21.690	1'36.547	200,7	20:09'52.251

Race Time 32'19.755

55 V. BERNIER (1'34.410)

Lap	Seg.1	Seg.2	Seg.3	Seg.4	Lap Time	km/h	Local Time
1		23.324	27.190	20.935	1'42.728	200,7	19:39'15.224
2	24.782	23.160	27.089	21.043	1'36.074	201,5	19:40'51.298
3	24.601	23.125	27.045	20.967	1'35.738	200,7	19:42'27.036
4	24.343	23.271	27.434	21.107	1'36.155	198,5	19:44'03.191
5	24.278	23.077	26.942	20.833	1'35.130	199,3	19:45'38.321
6	24.182	23.031	26.969	20.748	1'34.930	200,0	19:47'13.251
7	24.244	23.034	26.969	20.740	1'34.987	198,9	19:48'48.238
8	24.273	23.029	27.180	21.534	1'36.016	200,7	19:50'24.254
9	24.506	23.125	27.015	20.832	1'35.478	199,6	19:51'59.732
10	24.413	23.023	26.945	20.758	1'35.139	200,0	19:53'34.871
11	24.225	22.958	26.877	20.711	1'34.771	199,3	19:55'09.642
12	24.318	22.984	26.874	20.618	1'34.794	199,6	19:56'44.436
13	24.243	22.986	27.115	20.722	1'35.066	198,9	19:58'19.502
14	24.200	22.981	27.037	20.648	1'34.866	199,3	19:59'54.368
15	24.151	22.930	26.898	20.675	1'34.654	198,5	20:01'29.022
16	24.160	22.905	26.896	20.729	1'34.690	198,9	20:03'03.712
17	24.120	22.902	26.910	20.702	1'34.634	199,3	20:04'38.346
18	24.114	22.926	26.740	20.630	1'34.410	200,7	20:06'12.756
19	24.144	22.814	26.785	20.699	1'34.442	200,0	20:07'47.198
20	24.186	22.940	26.809	20.739	1'34.674	200,7	20:09'21.872

56 S. MEGUETOUNIF (1'34.632)

Lap	Seg.1	Seg.2	Seg.3	Seg.4	Lap Time	km/h	Local Time
1		23.224	27.192	21.212	1'42.518	202,2	19:39'15.014
2	24.739	23.139	27.068	21.051	1'35.997	200,4	19:40'51.011
3	24.450	23.028	26.933	20.887	1'35.298	200,4	19:42'26.309
4	24.413	23.955	27.804	21.298	1'37.470	198,2	19:44'03.779
5	24.546	23.159	26.816	20.803	1'35.324	201,1	19:45'39.103
6	24.486	23.021	26.909	20.841	1'35.257	200,7	19:47'14.360
7	24.369	23.155	26.986	21.115	1'35.625	199,3	19:48'49.985
8	24.455	23.049	26.992	20.770	1'35.266	200,0	19:50'25.251
9	24.306	22.978	26.845	21.085	1'35.214	201,1	19:52'00.465
10	24.344	23.030	26.907	20.792	1'35.073	200,4	19:53'35.538
11	24.319	22.920	26.885	20.808	1'34.932	200,4	19:55'10.470
12	24.245	22.921	26.761	20.705	1'34.632	200,4	19:56'45.102
13	24.247	22.988	26.894	20.918	1'35.047	199,6	19:58'20.149
14	24.346	23.003	26.818	20.656	1'34.823	200,4	19:59'54.972
15	24.251	22.943	26.827	20.672	1'34.693	199,6	20:01'29.665
16	24.242	22.925	26.866	20.742	1'34.775	199,6	20:03'04.440
17	24.215	22.921	26.881	20.750	1'34.767	200,0	20:04'39.207
18	24.244	22.932	26.851	20.693	1'34.720	200,4	20:06'13.927
19	24.195	22.973	26.942	20.668	1'34.778	198,9	20:07'48.705
20	24.131	23.147	26.915	20.662	1'34.855	199,6	20:09'23.560

Race Time 31'51.064

72 L. FORNAROLI (1'34.541)

Lap	Seg.1	Seg.2	Seg.3	Seg.4	Lap Time	km/h	Local Time
1		23.227	27.274	20.974	1'41.589	199,3	19:39'14.085
2	24.367	23.123	27.181	21.003	1'35.674	200,0	19:40'49.759
3	24.429	23.088	27.166	20.938	1'35.621	199,6	19:42'25.380
4	24.338	23.037	27.010	20.759	1'35.144	199,3	19:44'00.524
5	24.301	23.062	27.018	20.832	1'35.213	200,4	19:45'35.737
6	24.599	23.039	26.904	20.865	1'35.407	200,7	19:47'11.144
7	24.453	22.954	26.893	20.911	1'35.211	200,7	19:48'46.355
8	24.298	23.044	26.877	20.832	1'35.051	200,7	19:50'21.406
9	24.442	23.020	26.874	20.760	1'35.096	200,0	19:51'56.502
10	24.274	23.076	26.947	20.722	1'35.019	200,0	19:53'31.521
11	24.311	22.967	26.992	20.814	1'35.084	199,3	19:55'06.605
12	24.354	22.954	27.151	21.044	1'35.503	200,0	19:56'42.108
13	24.338	22.909	26.877	20.669	1'34.793	200,4	19:58'16.901
14	24.329	22.955	26.835	20.825	1'34.944	200,7	19:59'51.845
15	24.313	22.875	26.928	20.637	1'34.753	199,6	20:01'26.598
16	24.208	22.867	26.930	20.784	1'34.789	200,0	20:03'01.387
17	24.233	22.869	26.859	20.827	1'34.788	201,1	20:04'36.175
18	24.255	22.923	26.767	20.779	1'34.724	201,5	20:06'10.899
19	24.355	22.783	26.846	20.730	1'34.714	201,1	20:07'45.613
20	24.340	22.811	26.738	20.652	1'34.541	201,1	20:09'20.154

Race Time 31'47.658

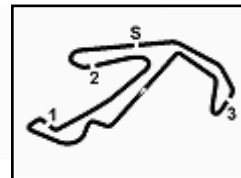
73 P. ARMANNI (1'35.841)

Lap	Seg.1	Seg.2	Seg.3	Seg.4	Lap Time	km/h	Local Time
1		24.785	29.010	22.453	1'52.805	196,7	19:39'25.301
2	25.200	23.904	27.616	21.669	1'38.389	198,9	19:41'03.690
3	24.858	23.275	27.261	21.392	1'36.786	199,3	19:42'40.476
4	25.391	23.272	27.376	21.314	1'37.353	199,3	19:44'17.829
5	24.606	23.260	27.246	21.159	1'36.271	199,3	19:45'54.100
6	24.552	23.217	27.167	21.174	1'36.110	198,9	19:47'30.210
7	24.584	23.241	27.117	21.082	1'36.024	199,3	19:49'06.234
8	24.542	23.390	27.030	21.019	1'35.981	199,6	19:50'42.215
9	24.614	23.266	27.092	21.026	1'35.998	199,6	19:52'18.213
10	24.651	23.261	27.320	21.146	1'36.378	201,5	19:53'54.591
11	24.485	23.398	27.819	21.217	1'36.919	202,6	19:55'31.510
12	24.615	23.335	27.082	20.986	1'36.018	199,6	19:57'07.528
13	24.573	23.480	27.496	21.119	1'36.668	197,8	19:58'44.196
14	24.664	23.747	27.191	21.258	1'36.860	200,4	20:00'21.056

05/06/2021

P = Pits In/Out - C = Lap Time Cancelled





ACI Racing Weekend Misano, 5-6 Giugno 2021

Italian F4 Championship by Abarth - Chronological Analysis Race 2

Misano Circuit Sic 58 4.226 m

Start at 19:37'32.496

5 / 5

15	24.747	23.112	27.170	21.023	1'36.052	198,2	20:01'57.108	9	24.358	22.983	27.071	21.042	1'35.454	199,3	19:52'05.672
16	24.893	24.312	27.859	21.500	1'38.564	197,1	20:03'35.672	10	24.491	23.129	27.139	21.071	1'35.830	198,5	19:53'41.502
17	24.509	23.141	27.293	21.075	1'36.018	198,2	20:05'11.690	11	24.447	23.055	27.112	20.952	1'35.566	198,9	19:55'17.068
18	24.464	23.284	27.186	21.034	1'35.968	198,9	20:06'47.658	12	24.522	23.002	27.410	21.203	1'36.137	198,9	19:56'53.205
19	24.431	23.193	27.341	20.876	1'35.841	198,9	20:08'23.499	13	24.356	22.900	26.829	20.854	1'34.939	200,4	19:58'28.144
20	24.480	23.312	27.304	21.131	1'36.227	198,9	20:09'59.726	14	24.304	22.895	26.862	20.857	1'34.918	200,0	20:00'03.062

Race Time 32'27.230

77 P. PERINO (1'35.876)

Lap	Seg.1	Seg.2	Seg.3	Seg.4	Lap Time	km/h	Local Time
1		25.044	29.128	22.890	1'53.457	198,2	19:39'25.953
2	24.956	23.633	27.697	21.727	1'38.013	200,7	19:41'03.966
3	24.900	23.348	27.260	21.162	1'36.670	201,1	19:42'40.636
4	25.471	23.450	27.226	21.262	1'37.409	200,4	19:44'18.045
5	24.798	23.307	27.099	21.153	1'36.357	201,5	19:45'54.402
6	24.565	23.072	27.249	21.248	1'36.134	201,9	19:47'30.536
7	24.653	23.176	27.040	21.294	1'36.163	200,4	19:49'06.699
8	24.713	23.204	27.771	21.902	1'37.590	198,5	19:50'44.289
9	24.771	23.394	27.110	21.049	1'36.324	200,0	19:52'20.613
10	24.578	23.271	27.094	21.305	1'36.248	199,3	19:53'56.861
11	25.844	23.292	27.170	21.073	1'37.379	199,6	19:55'34.240
12	24.515	23.163	27.277	21.065	1'36.020	199,3	19:57'10.260
13	24.604	23.349	27.210	21.144	1'36.307	198,5	19:58'46.567
14	24.496	23.187	27.237	20.997	1'35.917	198,9	20:00'22.484
15	24.385	23.126	27.373	21.436	1'36.320	198,9	20:01'58.804
16	24.761	23.347	27.614	21.669	1'37.391	197,8	20:03'36.195
17	24.913	23.269	27.260	20.987	1'36.429	200,4	20:05'12.624
18	24.654	23.456	27.085	21.056	1'36.251	201,1	20:06'48.875
19	24.610	23.414	27.202	21.052	1'36.278	199,3	20:08'25.153
20	24.361	23.235	27.130	21.150	1'35.876	199,6	20:10'01.029

Race Time 32'28.533

83 M. WEUG (1'35.077)

Lap	Seg.1	Seg.2	Seg.3	Seg.4	Lap Time	km/h	Local Time
1		24.467	27.712	22.019	1'48.978	202,2	19:39'21.474
2	25.882	23.501	27.366	21.301	1'38.050	200,7	19:40'59.524
3	24.758	23.462	27.463	21.485	1'37.168	199,6	19:42'36.692
4	24.603	23.275	27.261	21.162	1'36.301	198,2	19:44'12.993
5	24.506	23.151	27.191	21.007	1'35.855	198,9	19:45'48.848
6	24.414	23.590	27.569	21.270	1'36.843	198,9	19:47'25.691
7	24.588	23.160	27.255	20.949	1'35.952	199,6	19:49'01.643
8	24.405	23.092	27.127	20.925	1'35.549	199,6	19:50'37.192
9	24.369	23.054	27.006	20.853	1'35.282	199,6	19:52'12.474
10	24.272	23.068	26.974	20.897	1'35.211	200,0	19:53'47.685
11	24.356	23.162	27.197	21.013	1'35.728	201,1	19:55'23.413
12	24.234	22.985	27.034	21.053	1'35.306	201,1	19:56'58.719
13	43.682	23.787	27.330	20.989	1'55.788	197,4	19:58'54.507
14	24.546	23.185	27.232	20.839	1'35.802	198,5	20:00'30.309
15	24.408	22.953	27.187	20.897	1'35.445	197,8	20:02'05.754
16	24.341	23.073	26.972	20.936	1'35.322	199,6	20:03'41.076
17	24.287	23.044	27.093	20.835	1'35.259	199,6	20:05'16.335
18	24.392	23.040	27.008	20.891	1'35.331	200,0	20:06'51.666
19	24.364	23.196	27.189	20.856	1'35.605	199,3	20:08'27.271
20	24.221	22.982	27.087	20.787	1'35.077	200,0	20:10'02.348

Race Time 32'29.852

86 B. VALINT (1'34.643)

Lap	Seg.1	Seg.2	Seg.3	Seg.4	Lap Time	km/h	Local Time
1		23.519	28.164	21.601	1'47.233	196,7	19:39'19.729
2	24.756	23.143	27.160	21.188	1'36.247	200,0	19:40'55.976
3	24.590	23.102	27.183	21.371	1'36.246	198,9	19:42'32.222
4	24.444	23.043	27.058	21.137	1'35.682	198,5	19:44'07.904
5	24.363	23.160	27.116	21.018	1'35.657	199,3	19:45'43.561
6	24.381	22.992	26.969	21.029	1'35.371	199,6	19:47'18.932
7	24.436	23.033	27.176	21.098	1'35.743	198,2	19:48'54.675
8	24.487	23.045	27.008	21.003	1'35.543	199,6	19:50'30.218

05/06/2021

P = Pits In/Out - C = Lap Time Cancelled

87 O. BEARMAN (1'34.628)

Lap	Seg.1	Seg.2	Seg.3	Seg.4	Lap Time	km/h	Local Time
1		23.148	27.052	20.969	1'40.727	200,0	19:39'13.223
2	24.575	23.184	27.135	21.081	1'35.975	199,3	19:40'49.198
3	24.518	23.090	26.903	20.934	1'35.445	200,0	19:42'24.643
4	24.403	23.075	26.868	21.000	1'35.346	200,0	19:43'59.989
5	24.396	23.079	26.977	21.040	1'35.492	200,4	19:45'35.481
6	24.550	22.974	26.866	20.851	1'35.241	201,1	19:47'10.722
7	24.424	23.073	26.868	20.793	1'35.158	200,0	19:48'45.880
8	24.349	22.988	26.806	20.899	1'35.042	200,7	19:50'20.922
9	24.400	23.019	26.778	20.817	1'35.014	200,4	19:51'55.936
10	24.386	23.021	26.842	20.861	1'35.110	200,4	19:53'31.046
11	24.367	22.946	26.925	20.854	1'35.092	200,0	19:55'06.138
12	24.285	23.028	26.791	20.756	1'34.860	200,0	19:56'40.998
13	24.271	22.905	26.901	20.844	1'34.921	200,0	19:58'15.919
14	24.169	22.930	26.919	20.717	1'34.735	200,0	19:59'50.654
15	24.249	23.004	26.856	20.806	1'34.915	199,6	20:01'25.569
16	24.429	22.905	26.874	20.721	1'34.929	200,4	20:03'00.498
17	24.301	22.971	26.789	20.751	1'34.812	200,4	20:04'35.310
18	24.205	22.984	26.743	20.696	1'34.628	200,4	20:06'09.938
19	24.297	22.949	26.751	20.708	1'34.705	200,7	20:07'44.643
20	24.266	22.918	26.785	20.746	1'34.715	201,1	20:09'19.358

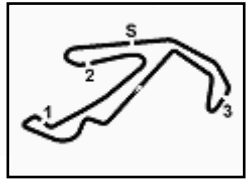
Race Time 31'46.862

88 H. AL QUBAIS (1'34.608)

Lap	Seg.1	Seg.2	Seg.3	Seg.4	Lap Time	km/h	Local Time
1		23.430	26.953	41.479	2'03.669	201,9	19:39'36.165
2	24.994	23.077	27.719	21.140	1'36.930	198,2	19:41'13.095
3	24.618	23.128	27.109	21.183	1'36.038	200,4	19:42'49.133
4	24.693	23.026	27.240	20.862	1'35.821	199,3	19:44'24.954
5	24.508	22.974	27.009	20.779	1'35.270	200,4	19:46'00.224
6	24.446	22.989	27.004	20.832	1'35.271	199,6	19:47'35.495
7	24.487	23.022	27.058	20.975	1'35.542	199,6	19:49'11.037
8	24.334	22.983	27.107	20.811	1'35.235	200,0	19:50'46.272
9	24.429	23.167	27.014	21.028	1'35.638	200,7	19:52'21.910
10	24.226	22.915	26.972	21.041	1'35.154	201,5	19:53'57.064
11	25.211	22.974	26.867	20.734	1'35.786	201,1	19:55'32.850
12	24.316	23.044	26.985	20.815	1'35.160	200,7	19:57'08.010
13	24.460	23.211	27.684	21.141	1'36.496	201,9	19:58'44.506
14	24.636	23.247	27.153	20.876	1'35.912	199,3	20:00'20.418
15	24.758	22.986	27.144	21.027	1'35.915	198,5	20:01'56.333
16	25.088	23.250	26.979	20.928	1'36.245	200,4	20:03'32.578
17	24.203	22.962	26.975	20.982	1'35.122	201,1	20:05'07.700
18	24.317	23.030	26.813	21.017	1'35.177	202,6	20:06'42.877
19	24.471	22.889	27.204	20.773	1'35.337	199,6	20:08'18.214
20	24.149	22.802	26.968	20.689	1'34.608	199,6	20:09'52.822

Race Time 32'20.326

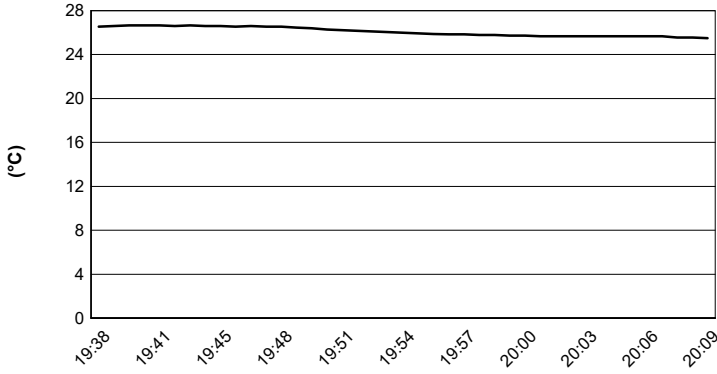




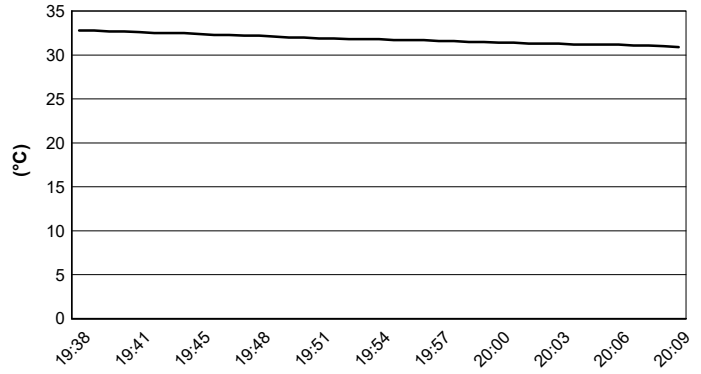
Misano Circuit Sic 58 4.226 m

ACI Racing Weekend Misano, 5-6 Giugno 2021
Italian F4 Championship by Abarth - Weather Report Race 2
Session started 19:38 - Session ended 20:10

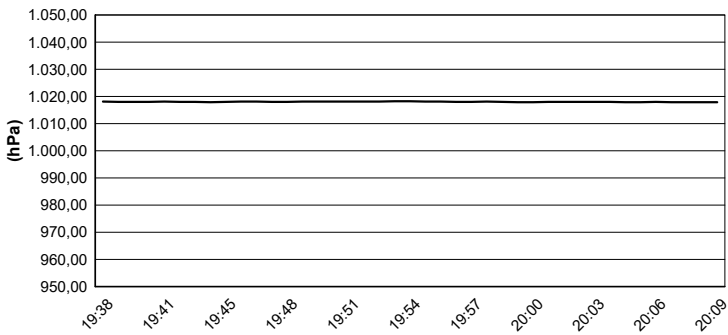
Air Temperature



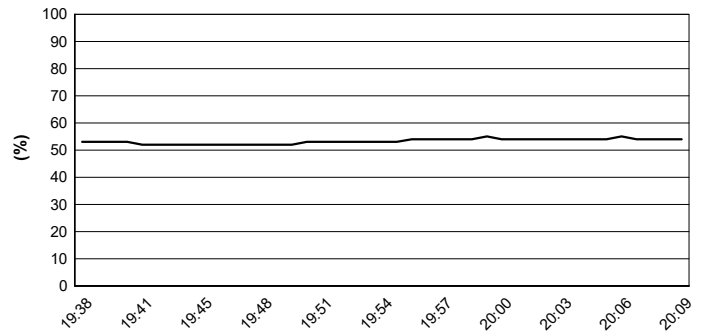
Track Temperature



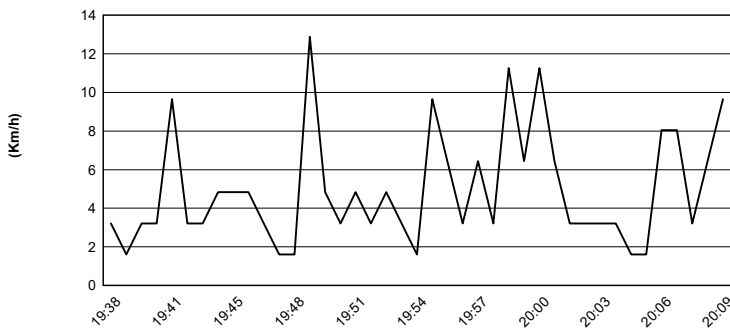
Air Pressure



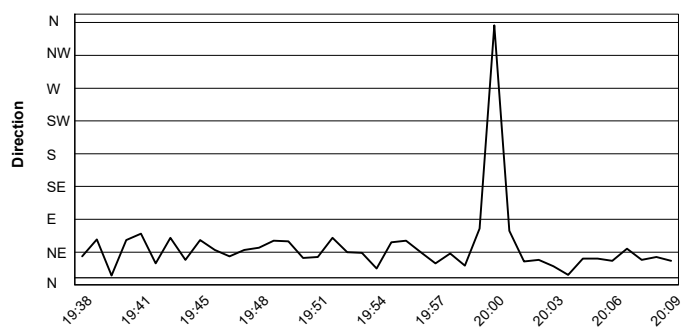
Humidity



Wind Speed

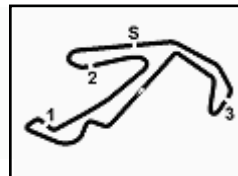


Wind Direction



05/06/2021




ACI Racing Weekend Misano, 5-6 Giugno 2021
REVISED
Italian F4 Championship by Abarth - Starting Grid Race 2 (Duration: 30' +1 Lap)

Misano Circuit Sic 58 4.226 m

27	GARCIARCE DAVILA Tatuus F4 T0	1'35.819	28	BRASCHI F. Tatuus F4 T0	1'35.093	15
54	AMAND M. Tatuus F4 T0	1'35.316	73	ARMANNI P. Tatuus F4 T0	1'35.321	14
77	PERINO P. Tatuus F4 T0	1'35.156	52	REXHEPI E. Tatuus F4 T0	1'35.267	13
24	WISNICKI P. Tatuus F4 T0	1'35.088	11	REVESZ L. Tatuus F4 T0	1'35.107	12
13	DUFEK J. Tatuus F4 T0	1'35.017	10	DÜRKSEN J. Tatuus F4 T0	1'35.047	11
25	BEN S. Tatuus F4 T0	1'34.885	23	ZUNIGA E. Tatuus F4 T0	1'34.968	10
83	WEUG M. Tatuus F4 T0	1'34.839	41	RIED J. Tatuus F4 T0	1'34.862	9
86	VALINT B. Tatuus F4 T0	1'34.819	20	LAURSEN C. Tatuus F4 T0	1'34.829	8
17	BIZZOTTO L. Tatuus F4 T0	1'34.745	18	GENYU H. Tatuus F4 T0	1'34.806	7
15	BEDRIN N. Tatuus F4 T0	1'34.683	37	SZTUKA K. Tatuus F4 T0	1'34.720	6
12	PATRESE L. Tatuus F4 T0	1'34.506	35	BAPTISTE N. Tatuus F4 T0	1'34.653	5
55	BERNIER V. Tatuus F4 T0	1'34.469	88	AL QUBAISI H. Tatuus F4 T0	1'34.485	4
7	SMAL K. Tatuus F4 T0	1'34.342	56	MEGUETOUNIF S. Tatuus F4 T0	1'34.402	3
72	FORNAROLI L. Tatuus F4 T0	1'34.177	6	MONTOYA S. Tatuus F4 T0	1'34.293	2
			87	BEARMAN O. Tatuus F4 T0	1'33.995	1

The Driver n. 28 (Braschi F.) drop 10 position for Stewards decision

05/06/2021 Chairman of the Jury

