

ACI Racing Weekend Misano, 5-6 Giugno 2021

Italian F4 Championship by Abarth - Result Race 3

Misano Circuit Sic 58 4.226 m

Laps 19 = 80,294 km - Avg 149,628 km/h - Race Time 32'11.844

| No. | Driver | Nat | Entrant | Team | Car | Class | Laps | Time | Gap | Rel. | Fastest Lap | |
|----------------------------|----------------------------------|-----|-----------------------|-----------------------|-----------------------|-------|------|-----------|----------------|--------------|-------------|-----------------|
| 1 | 87 BEARMAN Oliver | GBR | Van Amersfoort Racing | Van Amersfoort Racing | Tatuus F4 T014 Abarth | | 19 | 32'11.844 | | 12 | 1'34.911 | |
| 2 | 72 FORNAROLI Leonardo | ITA | Iron Lynx | Iron Lynx | Tatuus F4 T014 Abarth | | 19 | 32'12.376 | 0.532 | 0.532 | 14 | 1'35.166 |
| 3 | 6 MONTIYA Sebastian | COL | Prema Powerteam | Prema Powerteam | Tatuus F4 T014 Abarth | | 19 | 32'13.210 | 1.366 | 0.834 | 10 | 1'35.330 |
| 4 | 7 SMAL Kirill | RUS | Prema Powerteam | Prema Powerteam | Tatuus F4 T014 Abarth | | 19 | 32'13.545 | 1.701 | 0.335 | 9 | 1'35.406 |
| 5 | 56 MEGUETOUNIF Sami | FRA | R-ACE GP | R-ACE GP | Tatuus F4 T014 Abarth | | 19 | 32'14.368 | 2.524 | 0.823 | 14 | 1'35.426 |
| 6 | 13 DUFEK Joshua | AUT | Van Amersfoort Racing | Van Amersfoort Racing | Tatuus F4 T014 Abarth | | 19 | 32'14.550 | 2.706 | 0.182 | 15 | 1'34.810 |
| 7 | 55 BERNIER Victor | FRA | R-ACE GP | R-ACE GP | Tatuus F4 T014 Abarth | | 19 | 32'15.006 | 3.162 | 0.456 | 15 | 1'35.351 |
| 8 | 18 CENYU Han | CHN | Van Amersfoort Racing | Van Amersfoort Racing | Tatuus F4 T014 Abarth | | 19 | 32'15.910 | 4.066 | 0.904 | 14 | 1'35.451 |
| 9 | 88 AL QUBAIS Hamda | UAE | Prema Powerteam | Prema Powerteam | Tatuus F4 T014 Abarth | | 19 | 32'16.420 | 4.576 | 0.510 | 12 | 1'35.427 |
| 10 | 12 PATRESE Lorenzo | ITA | AKM Motorsport | AKM Motorsport | Tatuus F4 T014 Abarth | R | 19 | 32'16.810 | 4.966 | 0.390 | 15 | 1'35.372 |
| 11 | 37 SZTUKA Kacper | POL | AS Motorsport | AS Motorsport | Tatuus F4 T014 Abarth | R | 19 | 32'17.268 | 5.424 | 0.458 | 11 | 1'35.912 |
| 12 | 83 WEUG Maya | BEL | Iron Lynx | Iron Lynx | Tatuus F4 T014 Abarth | R | 19 | 32'17.466 | 5.622 | 0.198 | 14 | 1'35.624 |
| 13 | 28 BRASCHI Francesco | ITA | Jenzer Motorsport | Jenzer Motorsport | Tatuus F4 T014 Abarth | R | 19 | 32'17.783 | 5.939 | 0.317 | 12 | 1'35.177 |
| 14 | 23 ZUNIGA Erick | MEX | Muecke Motorsport | Muecke Motorsport | Tatuus F4 T014 Abarth | | 19 | 32'18.372 | 6.528 | 0.589 | 15 | 1'35.441 |
| 15 | 10 DÜRKSEN Joshua | PRY | Muecke Motorsport | Muecke Motorsport | Tatuus F4 T014 Abarth | | 19 | 32'18.914 | 7.070 | 0.542 | 11 | 1'35.829 |
| 16 | 24 WISNICKI Piotr | POL | Jenzer Motorsport | Jenzer Motorsport | Tatuus F4 T014 Abarth | | 19 | 32'19.705 | 7.861 | 0.791 | 15 | 1'35.890 |
| 17 | 25 BEN Samir | CHE | Jenzer Motorsport | Jenzer Motorsport | Tatuus F4 T014 Abarth | R | 19 | 32'20.208 | 8.364 | 0.503 | 8 | 1'35.704 |
| 18P | 52 REXHEPI Eron | CHE | BVM Racing | BVM Racing | Tatuus F4 T014 Abarth | R | 19 | 32'20.501 | 8.657 | 0.293 | 7 | 1'35.784 |
| 19 | 11 REVESZ Levente | HUN | AKM Motorsport | AKM Motorsport | Tatuus F4 T014 Abarth | R | 19 | 32'20.740 | 8.896 | 0.239 | 15 | 1'35.974 |
| 20 | 54 AMAND Marcus | FRA | R-ACE GP | R-ACE GP | Tatuus F4 T014 Abarth | R | 19 | 32'20.865 | 9.021 | 0.125 | 13 | 1'36.059 |
| 21 | 73 ARMANNI Pietro | ITA | Iron Lynx | Iron Lynx | Tatuus F4 T014 Abarth | R | 19 | 32'20.897 | 9.053 | 0.032 | 10 | 1'36.021 |
| 22 | 35 BAPTISTE Nicolas | COL | Cram Motorsport | Cram Motorsport | Tatuus F4 T014 Abarth | R | 19 | 32'21.958 | 10.114 | 1.061 | 12 | 1'35.861 |
| 23 | 27 GARCJARCE DAVILA Jorge | MEX | Jenzer Motorsport | Jenzer Motorsport | Tatuus F4 T014 Abarth | | 19 | 32'22.044 | 10.200 | 0.086 | 12 | 1'36.087 |
| 24 | 41 RIED Jonas | DEU | Muecke Motorsport | Muecke Motorsport | Tatuus F4 T014 Abarth | R | 19 | 32'22.176 | 10.332 | 0.132 | 13 | 1'35.294 |
| 25 | 77 PERINO Pedro | POR | DR Formula | DR Formula | Tatuus F4 T014 Abarth | R | 19 | 32'22.387 | 10.543 | 0.211 | 15 | 1'36.588 |
| ----- Not Classified ----- | | | | | | | | | | | | |
| RET | 86 VALINT Bence | HUN | Van Amersfoort Racing | Van Amersfoort Racing | Tatuus F4 T014 Abarth | | 15 | 24'13.435 | 4 Laps | | 14 | 1'35.536 |
| RET | 15 BEDRIN Nikita | RUS | Van Amersfoort Racing | Van Amersfoort Racing | Tatuus F4 T014 Abarth | R | 15 | 24'13.602 | 4 Laps | | 13 | 1'35.287 |
| RET | 17 BIZZOTTO Leonardo | ITA | BVM Racing | BVM Racing | Tatuus F4 T014 Abarth | R | 1 | 2'21.169 | 18 Laps | | | |
| RET | 20 LAURSEN Conrad | DNK | Prema Powerteam | Prema Powerteam | Tatuus F4 T014 Abarth | R | 0 | | | | | |

Starting: 29 Classified: 25 Not Classified: 0 Retired: 4 Not Started: 0
 Fastest Lap N. 15 No. 13 Joshua Dufek Time 1'34.810 Avg. 160,464 Km/h

The Driver n. 52 (Rexhepi E.) penalized 1 sec. for Stewards decision

| | | | |
|------------|-----|-------|------|
| Humidity: | 63% | AIR | 24°C |
| Condition: | DRY | Temp: | 44°C |

Clerk of the Course : Fabrizio Fondacci

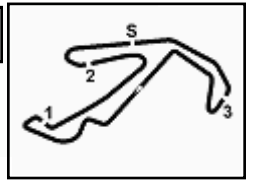
Race Director : Alessandro Ferrari

06/06/2021 Start 12:27 End 13:00



Powered by FICr PERUGIA TIMING





ACI Racing Weekend Misano, 5-6 Giugno 2021

Italian F4 Championship by Abarth - Result by Class Race 3

Misano Circuit Sic 58 4.226 m

Rookie

Laps 19 = 80,294 km - Avg 149,245 km/h - Race Time 32'16.810

| No. | Driver | Nat | Entrant | Team | Car | Laps | Time | Gap | Rel. | Fastest Lap | |
|----------------------------|-----------------------------|-----|-----------------------|-----------------------|-----------------------|------|-----------|----------------|--------------|-------------|-----------------|
| 1 | 12 PATRESE Lorenzo | ITA | AKM Motorsport | AKM Motorsport | Tatuus F4 T014 Abarth | 19 | 32'16.810 | | 15 | 1'35.372 | |
| 2 | 37 SZTUKA Kacper | POL | AS Motorsport | AS Motorsport | Tatuus F4 T014 Abarth | 19 | 32'17.268 | 0.458 | 0.458 | 11 | 1'35.912 |
| 3 | 83 WEUG Maya | BEL | Iron Lynx | Iron Lynx | Tatuus F4 T014 Abarth | 19 | 32'17.466 | 0.656 | 0.198 | 14 | 1'35.624 |
| 4 | 28 BRASCHI Francesco | ITA | Jenzer Motorsport | Jenzer Motorsport | Tatuus F4 T014 Abarth | 19 | 32'17.783 | 0.973 | 0.317 | 12 | 1'35.177 |
| 5 | 25 BEN Samir | CHE | Jenzer Motorsport | Jenzer Motorsport | Tatuus F4 T014 Abarth | 19 | 32'20.208 | 3.398 | 2.425 | 8 | 1'35.704 |
| 6P | 52 REXHEPI Eron | CHE | BVM Racing | BVM Racing | Tatuus F4 T014 Abarth | 19 | 32'20.501 | 3.691 | 0.293 | 7 | 1'35.784 |
| 7 | 11 REVESZ Levente | HUN | AKM Motorsport | AKM Motorsport | Tatuus F4 T014 Abarth | 19 | 32'20.740 | 3.930 | 0.239 | 15 | 1'35.974 |
| 8 | 54 AMAND Marcus | FRA | R-ACE GP | R-ACE GP | Tatuus F4 T014 Abarth | 19 | 32'20.865 | 4.055 | 0.125 | 13 | 1'36.059 |
| 9 | 73 ARMANNI Pietro | ITA | Iron Lynx | Iron Lynx | Tatuus F4 T014 Abarth | 19 | 32'20.897 | 4.087 | 0.032 | 10 | 1'36.021 |
| 10 | 35 BAPTISTE Nicolas | COL | Cram Motorsport | Cram Motorsport | Tatuus F4 T014 Abarth | 19 | 32'21.958 | 5.148 | 1.061 | 12 | 1'35.861 |
| 11 | 41 RIED Jonas | DEU | Muecke Motorsport | Muecke Motorsport | Tatuus F4 T014 Abarth | 19 | 32'22.176 | 5.366 | 0.218 | 13 | 1'35.294 |
| 12 | 77 PERINO Pedro | POR | DR Formula | DR Formula | Tatuus F4 T014 Abarth | 19 | 32'22.387 | 5.577 | 0.211 | 15 | 1'36.588 |
| ----- Not Classified ----- | | | | | | | | | | | |
| RET | 15 BEDRIN Nikita | RUS | Van Amersfoort Racing | Van Amersfoort Racing | Tatuus F4 T014 Abarth | 15 | 24'13.602 | 4 Laps | | 13 | 1'35.287 |
| RET | 17 BIZZOTTO Leonardo | ITA | BVM Racing | BVM Racing | Tatuus F4 T014 Abarth | 1 | 2'21.169 | 18 Laps | | | |
| RET | 20 LAURSEN Conrad | DNK | Prema Powerteam | Prema Powerteam | Tatuus F4 T014 Abarth | 0 | | | | | |

Starting: 15 Classified: 12 Not Classified: 0 Retired: 3 Not Started: 0
 Fastest Lap N. 12 No. 28 Francesco Braschi Time 1'35.177 Avg. 159,845 Km/h

| | | | |
|------------|-----|-------|------|
| Humidity: | 63% | AIR | 24°C |
| Condition: | DRY | Temp: | 44°C |

Clerk of the Course : Fabrizio Fondacci

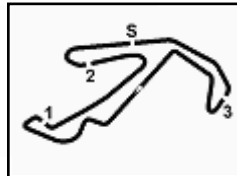
Race Director : Alessandro Ferrari

06/06/2021 Start 12:27 End 13:00



Powered by FICr PERUGIA TIMING





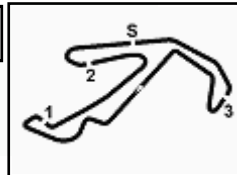
Misano Circuit Sic 58 4.226 m

ACI Racing Weekend Misano, 5-6 Giugno 2021
Italian F4 Championship by Abarth - Lap Chart Race 3

| | Lap | | | | | | | | | | | | | | | | | | |
|----|-----|----|----|----|----|----|----|----|----|----|----|----|----|----|----|----|----|----|----|
| | 1 | 2 | 3 | 4 | 5 | 6 | 7 | 8 | 9 | 10 | 11 | 12 | 13 | 14 | 15 | 16 | 17 | 18 | 19 |
| 1 | 87 | 87 | 87 | 87 | 87 | 87 | 87 | 87 | 87 | 87 | 87 | 87 | 87 | 87 | 87 | 87 | 87 | 87 | 87 |
| 2 | 72 | 72 | 72 | 72 | 72 | 72 | 72 | 72 | 72 | 72 | 72 | 72 | 72 | 72 | 72 | 72 | 72 | 72 | 72 |
| 3 | 6 | 6 | 6 | 6 | 6 | 6 | 6 | 6 | 6 | 6 | 6 | 6 | 6 | 6 | 6 | 6 | 6 | 6 | 6 |
| 4 | 7 | 7 | 7 | 7 | 7 | 7 | 7 | 7 | 7 | 7 | 7 | 7 | 7 | 7 | 7 | 7 | 7 | 7 | 7 |
| 5 | 56 | 56 | 56 | 56 | 56 | 56 | 56 | 56 | 56 | 56 | 56 | 56 | 56 | 56 | 56 | 56 | 56 | 56 | 56 |
| 6 | 88 | 88 | 88 | 88 | 88 | 88 | 88 | 88 | 88 | 88 | 88 | 88 | 13 | 13 | 13 | 13 | 13 | 13 | 13 |
| 7 | 55 | 55 | 55 | 55 | 55 | 55 | 55 | 13 | 13 | 13 | 13 | 13 | 88 | 88 | 88 | 88 | 88 | 88 | 55 |
| 8 | 15 | 15 | 15 | 13 | 15 | 13 | 13 | 55 | 55 | 55 | 55 | 55 | 55 | 55 | 55 | 55 | 55 | 55 | 18 |
| 9 | 86 | 86 | 13 | 15 | 13 | 15 | 15 | 86 | 86 | 86 | 86 | 86 | 86 | 86 | 18 | 18 | 18 | 88 | 88 |
| 10 | 12 | 13 | 86 | 86 | 86 | 86 | 15 | 15 | 15 | 15 | 15 | 15 | 15 | 15 | 12 | 12 | 12 | 12 | 12 |
| 11 | 13 | 12 | 12 | 12 | 18 | 18 | 18 | 18 | 18 | 18 | 18 | 18 | 18 | 18 | 37 | 37 | 37 | 37 | 37 |
| 12 | 18 | 18 | 18 | 18 | 12 | 12 | 12 | 12 | 12 | 12 | 12 | 12 | 12 | 12 | 83 | 83 | 83 | 83 | 83 |
| 13 | 37 | 37 | 37 | 37 | 37 | 37 | 37 | 37 | 37 | 37 | 37 | 37 | 37 | 37 | 23 | 23 | 23 | 28 | 28 |
| 14 | 83 | 83 | 83 | 83 | 83 | 83 | 83 | 83 | 83 | 83 | 83 | 83 | 83 | 83 | 28 | 28 | 28 | 23 | 23 |
| 15 | 35 | 28 | 28 | 23 | 23 | 28 | 28 | 28 | 23 | 23 | 23 | 23 | 23 | 23 | 25 | 25 | 25 | 10 | 10 |
| 16 | 23 | 23 | 23 | 28 | 28 | 23 | 23 | 28 | 28 | 28 | 28 | 28 | 28 | 28 | 10 | 10 | 10 | 52 | 52 |
| 17 | 10 | 10 | 10 | 10 | 10 | 10 | 10 | 52 | 52 | 25 | 25 | 25 | 25 | 25 | 52 | 52 | 52 | 24 | 24 |
| 18 | 28 | 25 | 25 | 35 | 35 | 35 | 35 | 52 | 25 | 25 | 52 | 10 | 10 | 10 | 24 | 24 | 24 | 25 | 25 |
| 19 | 25 | 11 | 35 | 25 | 25 | 52 | 52 | 25 | 10 | 10 | 10 | 52 | 52 | 52 | 11 | 11 | 11 | 11 | 11 |
| 20 | 11 | 35 | 11 | 52 | 52 | 25 | 25 | 24 | 24 | 24 | 24 | 24 | 24 | 24 | 73 | 73 | 73 | 54 | 54 |
| 21 | 24 | 52 | 52 | 24 | 24 | 24 | 11 | 11 | 11 | 11 | 11 | 11 | 11 | 11 | 54 | 54 | 54 | 73 | 73 |
| 22 | 73 | 24 | 24 | 11 | 11 | 11 | 11 | 73 | 73 | 73 | 73 | 73 | 73 | 73 | 35 | 35 | 35 | 35 | 35 |
| 23 | 52 | 73 | 73 | 73 | 73 | 73 | 73 | 54 | 54 | 54 | 54 | 54 | 54 | 54 | 27 | 27 | 27 | 27 | 27 |
| 24 | 77 | 54 | 54 | 54 | 54 | 54 | 54 | 27 | 27 | 35 | 35 | 35 | 35 | 35 | 77 | 77 | 77 | 41 | 41 |
| 25 | 54 | 27 | 27 | 27 | 27 | 27 | 27 | 35 | 35 | 27 | 27 | 27 | 27 | 27 | 41 | 41 | 41 | 77 | 77 |
| 26 | 27 | 77 | 77 | 77 | 77 | 77 | 77 | 77 | 77 | 77 | 77 | 77 | 77 | 77 | | | | | |
| 27 | 41 | 41 | 41 | 41 | 41 | 41 | 41 | 41 | 41 | 41 | 41 | 41 | 41 | 41 | | | | | |
| 28 | 17 | | | | | | | | | | | | | | | | | | |

| Final Result | | |
|--------------|---------------------|---------|
| 1 | 87 BEARMAN O. | Laps 19 |
| 2 | 72 FORNAROLI L. | 0.532 |
| 3 | 6 MONTOYA S. | 1.366 |
| 4 | 7 SMAL K. | 1.701 |
| 5 | 56 MEGUETOUNIF S. | 2.524 |
| 6 | 13 DUFEK J. | 2.706 |
| 7 | 55 BERNIER V. | 3.162 |
| 8 | 18 CENYU H. | 4.066 |
| 9 | 88 AL QUBAIS I. H. | 4.576 |
| 10 | 12 PATRESE L. | 4.966 |
| 11 | 37 SZTUKA K. | 5.424 |
| 12 | 83 WEUG M. | 5.622 |
| 13 | 28 BRASCHI F. | 5.939 |
| 14 | 23 ZUNIGA E. | 6.528 |
| 15 | 10 DÜRKSEN J. | 7.070 |
| 16 | 24 WISNICKI P. | 7.861 |
| 17 | 25 BEN S. | 8.364 |
| 18 | 52 REXHEPI E. (P) | 8.657 |
| 19 | 11 REVESZ L. | 8.896 |
| 20 | 54 AMAND M. | 9.021 |
| 21 | 73 ARMANNI P. | 9.053 |
| 22 | 35 BAPTISTE N. | 10.114 |
| 23 | 27 GARCJARCE DAVILA | 10.200 |
| 24 | 41 RIED J. | 10.332 |
| 25 | 77 PERINO P. | 10.543 |
| RET | 86 VALINT B. | 4 Laps |
| RET | 15 BEDRIN N. | 4 Laps |
| RET | 17 BIZZOTTO L. | 18 Laps |
| RET | 20 LAURSEN C. | |





ACI Racing Weekend Misano, 5-6 Giugno 2021
Italian F4 Championship by Abarth - Best Sectors & Speed Race 3

Misano Circuit Sic 58.4.226 m

RESULTS

| Pos | Driver | Time | Laps |
|-----|---------------------------|---------|------|
| 1 | 87 BEARMAN Oliver | 4.532 | 19 |
| 2 | 72 FORNAROLI Leonardo | 4.532 | 18 |
| 3 | 6 MONTOYA Sebastian | 1.366 | 18 |
| 4 | 7 SMAL Kirill | 1.701 | 18 |
| 5 | 56 MEGUETOUNIF Sami | 2.524 | 18 |
| 6 | 13 DUFEK Joshua | 2.706 | 18 |
| 7 | 55 BERNIER Victor | 3.162 | 18 |
| 8 | 18 CENYU Han | 4.066 | 18 |
| 9 | 88 AL QUBAIS Hamda | 4.576 | 18 |
| 10 | 12 PATRESE Lorenzo | 4.966 | 18 |
| 11 | 37 SZTUKA Kacper | 5.424 | 18 |
| 12 | 83 WEUG Maya | 5.622 | 18 |
| 13 | 28 BRASCHI Francesco | 5.939 | 18 |
| 14 | 23 ZUNIGA Erick | 6.528 | 18 |
| 15 | 10 DÜRKSEN Joshua | 7.070 | 18 |
| 16 | 24 WISNICKI Piotr | 7.861 | 18 |
| 17 | 25 BEN Samir | 8.364 | 18 |
| 18 | 52 REXHEPI Eron | 8.657 | 18 |
| 19 | 11 REVESZ Levente | 8.896 | 18 |
| 20 | 54 AMAND Marcus | 9.021 | 18 |
| 21 | 73 ARMANNI Pietro | 9.053 | 18 |
| 22 | 35 BAPTISTE Nicolas | 10.114 | 18 |
| 23 | 27 GARCJARCE DAVILA Jorge | 10.200 | 18 |
| 24 | 41 RIED Jonas | 10.332 | 18 |
| 25 | 77 PERINO Pedro | 10.543 | 18 |
| RET | 86 VALINT Bence | 4 Laps | 18 |
| RET | 15 BEDRIN Nikita | 4 Laps | 18 |
| RET | 17 BIZZOTTO Leonardo | 18 Laps | 18 |
| RET | 20 LAURSEN Conrad | | 18 |

SPEED

| Pos | Driver | Time |
|-----|---------------------------|-------|
| 1 | 28 BRASCHI Francesco | 201,5 |
| 2 | 27 GARCJARCE DAVILA Jorge | 201,1 |
| 3 | 13 DUFEK Joshua | 200,0 |
| 4 | 23 ZUNIGA Erick | 200,0 |
| 5 | 25 BEN Samir | 200,0 |
| 6 | 35 BAPTISTE Nicolas | 200,0 |
| 7 | 52 REXHEPI Eron | 200,0 |
| 8 | 56 MEGUETOUNIF Sami | 200,0 |
| 9 | 88 AL QUBAIS Hamda | 199,6 |
| 10 | 41 RIED Jonas | 199,3 |
| 11 | 83 WEUG Maya | 198,9 |
| 12 | 10 DÜRKSEN Joshua | 198,9 |
| 13 | 24 WISNICKI Piotr | 198,9 |
| 14 | 7 SMAL Kirill | 198,5 |
| 15 | 11 REVESZ Levente | 198,5 |
| 16 | 54 AMAND Marcus | 198,5 |
| 17 | 6 MONTOYA Sebastian | 198,5 |
| 18 | 18 CENYU Han | 198,2 |
| 19 | 37 SZTUKA Kacper | 198,2 |
| 20 | 73 ARMANNI Pietro | 198,2 |
| 21 | 12 PATRESE Lorenzo | 197,8 |
| 22 | 55 BERNIER Victor | 197,8 |
| 23 | 86 VALINT Bence | 197,8 |
| 24 | 15 BEDRIN Nikita | 196,7 |
| 25 | 77 PERINO Pedro | 196,4 |
| 26 | 87 BEARMAN Oliver | 196,4 |
| 27 | 72 FORNAROLI Leonardo | 196,0 |
| 28 | 17 BIZZOTTO Leonardo | 162,9 |

SEG. 1

| | | |
|----|-----------------------|--------|
| 1 | 41 RIED Jonas | 24.032 |
| 2 | 86 VALINT Bence | 24.108 |
| 3 | 87 BEARMAN Oliver | 24.112 |
| 4 | 72 FORNAROLI Leonardo | 24.124 |
| 5 | 13 DUFEK Joshua | 24.163 |
| 6 | 28 BRASCHI Francesco | 24.176 |
| 7 | 15 BEDRIN Nikita | 24.179 |
| 8 | 88 AL QUBAIS Hamda | 24.209 |
| 9 | 56 MEGUETOUNIF Sami | 24.234 |
| 10 | 25 BEN Samir | 24.242 |
| 11 | 55 BERNIER Victor | 24.243 |
| 12 | 7 SMAL Kirill | 24.261 |
| 13 | 6 MONTOYA Sebastian | 24.270 |
| 14 | 23 ZUNIGA Erick | 24.277 |
| 15 | 10 DÜRKSEN Joshua | 24.290 |
| 16 | 12 PATRESE Lorenzo | 24.307 |
| 17 | 24 WISNICKI Piotr | 24.316 |
| 18 | 18 CENYU Han | 24.334 |
| 19 | 83 WEUG Maya | 24.342 |
| 20 | 52 REXHEPI Eron | 24.363 |
| 21 | 73 ARMANNI Pietro | 24.403 |
| 22 | 37 SZTUKA Kacper | 24.414 |
| 23 | 54 AMAND Marcus | 24.425 |
| 24 | 35 BAPTISTE Nicolas | 24.444 |
| 25 | 27 GARCJARCE DAVILA J | 24.451 |
| 26 | 11 REVESZ Levente | 24.483 |
| 27 | 77 PERINO Pedro | 24.535 |
| 28 | 17 BIZZOTTO Leonardo | 32.964 |
| 29 | 20 LAURSEN Conrad | 33.173 |

SEG. 2

| | | |
|----|-----------------------|--------|
| 1 | 13 DUFEK Joshua | 22.872 |
| 2 | 87 BEARMAN Oliver | 22.903 |
| 3 | 18 CENYU Han | 22.911 |
| 4 | 55 BERNIER Victor | 22.946 |
| 5 | 15 BEDRIN Nikita | 22.957 |
| 6 | 28 BRASCHI Francesco | 22.960 |
| 7 | 7 SMAL Kirill | 22.974 |
| 8 | 72 FORNAROLI Leonardo | 22.974 |
| 9 | 88 AL QUBAIS Hamda | 22.980 |
| 10 | 6 MONTOYA Sebastian | 22.981 |
| 11 | 12 PATRESE Lorenzo | 22.990 |
| 12 | 35 BAPTISTE Nicolas | 23.015 |
| 13 | 54 AMAND Marcus | 23.018 |
| 14 | 25 BEN Samir | 23.024 |
| 15 | 23 ZUNIGA Erick | 23.033 |
| 16 | 52 REXHEPI Eron | 23.039 |
| 17 | 56 MEGUETOUNIF Sami | 23.040 |
| 18 | 83 WEUG Maya | 23.040 |
| 19 | 37 SZTUKA Kacper | 23.058 |
| 20 | 41 RIED Jonas | 23.075 |
| 21 | 11 REVESZ Levente | 23.084 |
| 22 | 86 VALINT Bence | 23.100 |
| 23 | 27 GARCJARCE DAVILA J | 23.128 |
| 24 | 24 WISNICKI Piotr | 23.156 |
| 25 | 73 ARMANNI Pietro | 23.159 |
| 26 | 10 DÜRKSEN Joshua | 23.169 |
| 27 | 77 PERINO Pedro | 23.209 |
| 28 | 17 BIZZOTTO Leonardo | 27.935 |

SEG. 3

| | | |
|----|-----------------------|--------|
| 1 | 13 DUFEK Joshua | 26.925 |
| 2 | 28 BRASCHI Francesco | 27.025 |
| 3 | 55 BERNIER Victor | 27.113 |
| 4 | 6 MONTOYA Sebastian | 27.122 |
| 5 | 86 VALINT Bence | 27.122 |
| 6 | 24 WISNICKI Piotr | 27.123 |
| 7 | 87 BEARMAN Oliver | 27.143 |
| 8 | 18 CENYU Han | 27.168 |
| 9 | 52 REXHEPI Eron | 27.168 |
| 10 | 7 SMAL Kirill | 27.174 |
| 11 | 88 AL QUBAIS Hamda | 27.192 |
| 12 | 23 ZUNIGA Erick | 27.210 |
| 13 | 56 MEGUETOUNIF Sami | 27.210 |
| 14 | 72 FORNAROLI Leonardo | 27.211 |
| 15 | 37 SZTUKA Kacper | 27.225 |
| 16 | 35 BAPTISTE Nicolas | 27.226 |
| 17 | 11 REVESZ Levente | 27.231 |
| 18 | 12 PATRESE Lorenzo | 27.231 |
| 19 | 54 AMAND Marcus | 27.232 |
| 20 | 15 BEDRIN Nikita | 27.238 |
| 21 | 41 RIED Jonas | 27.247 |
| 22 | 73 ARMANNI Pietro | 27.267 |
| 23 | 10 DÜRKSEN Joshua | 27.282 |
| 24 | 27 GARCJARCE DAVILA J | 27.289 |
| 25 | 25 BEN Samir | 27.313 |
| 26 | 83 WEUG Maya | 27.319 |
| 27 | 77 PERINO Pedro | 27.533 |
| 28 | 17 BIZZOTTO Leonardo | 37.586 |

SEG. 4

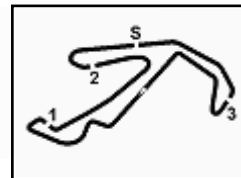
| | | |
|----|-----------------------|--------|
| 1 | 87 BEARMAN Oliver | 20.673 |
| 2 | 41 RIED Jonas | 20.694 |
| 3 | 72 FORNAROLI Leonardo | 20.720 |
| 4 | 12 PATRESE Lorenzo | 20.728 |
| 5 | 13 DUFEK Joshua | 20.730 |
| 6 | 56 MEGUETOUNIF Sami | 20.746 |
| 7 | 83 WEUG Maya | 20.749 |
| 8 | 28 BRASCHI Francesco | 20.752 |
| 9 | 18 CENYU Han | 20.756 |
| 10 | 23 ZUNIGA Erick | 20.763 |
| 11 | 88 AL QUBAIS Hamda | 20.764 |
| 12 | 86 VALINT Bence | 20.771 |
| 13 | 6 MONTOYA Sebastian | 20.789 |
| 14 | 7 SMAL Kirill | 20.794 |
| 15 | 55 BERNIER Victor | 20.811 |
| 16 | 25 BEN Samir | 20.817 |
| 17 | 15 BEDRIN Nikita | 20.827 |
| 18 | 52 REXHEPI Eron | 20.891 |
| 19 | 27 GARCJARCE DAVILA J | 20.896 |
| 20 | 10 DÜRKSEN Joshua | 20.932 |
| 21 | 73 ARMANNI Pietro | 20.938 |
| 22 | 35 BAPTISTE Nicolas | 20.989 |
| 23 | 11 REVESZ Levente | 21.007 |
| 24 | 24 WISNICKI Piotr | 21.013 |
| 25 | 37 SZTUKA Kacper | 21.026 |
| 26 | 54 AMAND Marcus | 21.045 |
| 27 | 77 PERINO Pedro | 21.211 |

06/06/2021



Powered by FICr PERUGIA TIMING





ACI Racing Weekend Misano, 5-6 Giugno 2021
Italian F4 Championship by Abarth - Chronological Analysis Race 3

Misano Circuit Sic 58.4.226 m

Start at 12:27'36.832

1 / 5

| 6 S. MONTOYA (1'35.330) | | | | | | | |
|-------------------------|---------------|---------------|---------------|---------------|-----------------|-------|--------------|
| Lap | Seg.1 | Seg.2 | Seg.3 | Seg.4 | Lap Time | km/h | Local Time |
| 1 | | 23.590 | 27.815 | 21.256 | 1'43.355 | 198,5 | 12:29'20.187 |
| 2 | 24.721 | 23.295 | 27.408 | 21.281 | 1'36.705 | 198,2 | 12:30'56.892 |
| 3 | 24.626 | 23.194 | 27.122 | 20.925 | 1'35.867 | 196,0 | 12:32'32.759 |
| 4 | 24.433 | 23.188 | 27.271 | 20.880 | 1'35.772 | 196,0 | 12:34'08.531 |
| 5 | 24.421 | 23.143 | 27.299 | 20.917 | 1'35.780 | 196,0 | 12:35'44.311 |
| 6 | 24.379 | 23.068 | 27.275 | 20.892 | 1'35.614 | 195,7 | 12:37'19.925 |
| 7 | 24.352 | 23.046 | 27.281 | 20.853 | 1'35.532 | 195,3 | 12:38'55.457 |
| 8 | 24.308 | 23.012 | 27.357 | 21.069 | 1'35.746 | 196,4 | 12:40'31.203 |
| 9 | 24.341 | 23.057 | 27.272 | 20.806 | 1'35.476 | 195,7 | 12:42'06.679 |
| 10 | 24.294 | 22.981 | 27.266 | 20.789 | 1'35.330 | 195,7 | 12:43'42.009 |
| 11 | 24.289 | 23.093 | 27.346 | 20.821 | 1'35.549 | 195,3 | 12:45'17.558 |
| 12 | 24.339 | 23.075 | 27.472 | 20.934 | 1'35.820 | 194,6 | 12:46'53.378 |
| 13 | 24.270 | 23.028 | 27.449 | 20.816 | 1'35.563 | 194,9 | 12:48'28.941 |
| 14 | 24.336 | 23.044 | 27.369 | 20.811 | 1'35.560 | 195,7 | 12:50'04.501 |
| 15 | 24.289 | 23.027 | 27.330 | 20.925 | 1'35.571 | 194,9 | 12:51'40.072 |
| 16 | 24.398 | 24.743 | 30.137 | 21.524 | 1'40.802 | 177,9 | 12:53'20.874 |
| 17 | 34.337 | 38.299 | 47.774 | 30.566 | 2'30.976 | 140,3 | 12:55'51.850 |
| 18 | 34.725 | 32.858 | 39.232 | 34.837 | 2'21.652 | 143,8 | 12:58'13.502 |
| 19 | 25.007 | 23.109 | 27.385 | 21.039 | 1'36.540 | 196,4 | 12:59'50.042 |
| Race Time 32'13.210 | | | | | | | |

| | | | | | | | |
|---------------------|--------|--------|--------|--------|----------|-------|--------------|
| 18 | 34.757 | 34.585 | 36.061 | 30.789 | 2'16.192 | 156,3 | 12:58'17.154 |
| 19 | 25.235 | 24.095 | 28.005 | 21.257 | 1'38.592 | 196,4 | 12:59'55.746 |
| Race Time 32'18.914 | | | | | | | |

| 7 K. SMAL (1'35.406) | | | | | | | |
|----------------------|---------------|---------------|---------------|---------------|-----------------|--------------|--------------|
| Lap | Seg.1 | Seg.2 | Seg.3 | Seg.4 | Lap Time | km/h | Local Time |
| 1 | | 23.334 | 27.710 | 21.117 | 1'43.686 | 196,7 | 12:29'20.518 |
| 2 | 24.682 | 23.291 | 27.411 | 21.045 | 1'36.429 | 197,4 | 12:30'56.947 |
| 3 | 25.017 | 23.251 | 27.275 | 20.886 | 1'36.429 | 196,0 | 12:32'33.376 |
| 4 | 24.530 | 23.140 | 27.350 | 20.846 | 1'35.866 | 196,0 | 12:34'09.242 |
| 5 | 24.483 | 23.110 | 27.371 | 21.013 | 1'35.977 | 196,0 | 12:35'45.219 |
| 6 | 24.408 | 23.165 | 27.398 | 20.945 | 1'35.916 | 196,0 | 12:37'21.135 |
| 7 | 24.378 | 23.075 | 27.385 | 20.914 | 1'35.752 | 194,9 | 12:38'56.887 |
| 8 | 24.424 | 23.094 | 27.495 | 20.841 | 1'35.854 | 194,2 | 12:40'32.741 |
| 9 | 24.261 | 22.974 | 27.377 | 20.794 | 1'35.406 | 195,3 | 12:42'08.147 |
| 10 | 24.376 | 23.017 | 27.343 | 20.934 | 1'35.670 | 194,9 | 12:43'43.817 |
| 11 | 24.372 | 23.053 | 27.450 | 20.865 | 1'35.740 | 194,6 | 12:45'19.557 |
| 12 | 24.334 | 23.085 | 27.456 | 20.897 | 1'35.772 | 195,3 | 12:46'55.329 |
| 13 | 24.310 | 23.073 | 27.355 | 20.832 | 1'35.570 | 195,7 | 12:48'30.899 |
| 14 | 24.341 | 23.031 | 27.524 | 20.832 | 1'35.728 | 194,6 | 12:50'06.627 |
| 15 | 24.273 | 23.041 | 27.455 | 20.832 | 1'35.601 | 195,3 | 12:51'42.228 |
| 16 | 24.270 | 23.996 | 29.976 | 21.780 | 1'40.022 | 190,5 | 12:53'22.250 |
| 17 | 33.436 | 38.571 | 47.618 | 30.516 | 2'30.141 | 123,7 | 12:55'52.391 |
| 18 | 34.656 | 32.925 | 39.248 | 34.346 | 2'21.175 | 147,3 | 12:58'13.566 |
| 19 | 25.249 | 23.183 | 27.174 | 21.205 | 1'36.811 | 198,5 | 12:59'50.377 |
| Race Time 32'13.545 | | | | | | | |

| 11 L. REVESZ (1'35.974) | | | | | | | |
|-------------------------|---------------|---------------|---------------|---------------|-----------------|--------------|--------------|
| Lap | Seg.1 | Seg.2 | Seg.3 | Seg.4 | Lap Time | km/h | Local Time |
| 1 | | 24.465 | 28.804 | 21.977 | 1'50.614 | 194,2 | 12:29'27.446 |
| 2 | 25.345 | 23.703 | 28.038 | 21.402 | 1'38.488 | 195,3 | 12:31'05.934 |
| 3 | 24.706 | 23.256 | 27.474 | 21.612 | 1'37.048 | 196,7 | 12:32'42.982 |
| 4 | 25.565 | 23.242 | 28.319 | 21.712 | 1'38.838 | 193,5 | 12:34'21.820 |
| 5 | 24.869 | 23.320 | 27.804 | 21.341 | 1'37.334 | 198,5 | 12:35'59.154 |
| 6 | 24.995 | 23.209 | 27.483 | 21.493 | 1'37.180 | 197,4 | 12:37'36.334 |
| 7 | 24.691 | 23.244 | 27.408 | 21.289 | 1'36.632 | 195,3 | 12:39'12.966 |
| 8 | 24.731 | 23.235 | 27.393 | 21.067 | 1'36.426 | 195,7 | 12:40'49.392 |
| 9 | 24.517 | 23.176 | 27.443 | 21.062 | 1'36.198 | 194,9 | 12:42'25.590 |
| 10 | 24.483 | 23.196 | 27.436 | 21.213 | 1'36.328 | 195,3 | 12:44'01.918 |
| 11 | 24.703 | 23.269 | 27.435 | 21.064 | 1'36.471 | 194,6 | 12:45'38.389 |
| 12 | 24.541 | 23.206 | 27.249 | 21.093 | 1'36.089 | 196,0 | 12:47'14.478 |
| 13 | 24.514 | 23.126 | 27.231 | 21.467 | 1'36.338 | 196,7 | 12:48'50.816 |
| 14 | 24.634 | 23.084 | 27.282 | 21.102 | 1'36.102 | 196,0 | 12:50'26.918 |
| 15 | 24.529 | 23.114 | 27.324 | 21.007 | 1'35.974 | 195,3 | 12:52'02.892 |
| 16 | 24.752 | 25.927 | 30.008 | 22.011 | 1'42.698 | 166,7 | 12:53'45.590 |
| 17 | 26.345 | 35.488 | 46.588 | 28.613 | 2'17.034 | 115,4 | 12:56'02.624 |
| 18 | 34.849 | 34.938 | 35.538 | 30.491 | 2'15.816 | 168,0 | 12:58'18.440 |
| 19 | 25.141 | 23.344 | 28.219 | 22.428 | 1'39.132 | 189,5 | 12:59'57.572 |
| Race Time 32'20.740 | | | | | | | |

| 12 L. PATRESE (1'35.372) | | | | | | | |
|--------------------------|---------------|---------------|---------------|---------------|-----------------|--------------|--------------|
| Lap | Seg.1 | Seg.2 | Seg.3 | Seg.4 | Lap Time | km/h | Local Time |
| 1 | | 24.298 | 27.632 | 21.296 | 1'47.065 | 195,7 | 12:29'23.897 |
| 2 | 25.179 | 23.684 | 27.438 | 21.058 | 1'37.359 | 195,3 | 12:31'01.256 |
| 3 | 24.516 | 23.344 | 27.354 | 20.998 | 1'36.212 | 196,0 | 12:32'37.468 |
| 4 | 24.592 | 23.175 | 27.438 | 20.982 | 1'36.187 | 196,7 | 12:34'13.655 |
| 5 | 24.633 | 23.163 | 27.273 | 21.679 | 1'36.748 | 196,7 | 12:35'50.403 |
| 6 | 24.460 | 23.141 | 27.326 | 21.139 | 1'36.066 | 196,7 | 12:37'26.469 |
| 7 | 24.846 | 23.289 | 27.420 | 20.954 | 1'36.509 | 196,4 | 12:39'02.978 |
| 8 | 24.613 | 23.276 | 27.290 | 21.017 | 1'36.196 | 196,4 | 12:40'39.174 |
| 9 | 24.457 | 23.145 | 27.520 | 20.987 | 1'36.109 | 195,7 | 12:42'15.283 |
| 10 | 24.616 | 23.167 | 27.294 | 20.991 | 1'36.068 | 196,7 | 12:43'51.351 |
| 11 | 24.359 | 23.050 | 27.302 | 20.977 | 1'35.688 | 196,0 | 12:45'27.039 |
| 12 | 24.905 | 23.229 | 27.642 | 21.768 | 1'37.544 | 197,8 | 12:47'04.583 |
| 13 | 24.373 | 23.165 | 27.231 | 20.758 | 1'35.527 | 196,7 | 12:48'40.110 |
| 14 | 24.542 | 22.990 | 27.348 | 20.889 | 1'35.769 | 196,4 | 12:50'15.879 |
| 15 | 24.307 | 23.058 | 27.279 | 20.728 | 1'35.372 | 196,7 | 12:51'51.251 |
| 16 | 24.549 | 25.197 | 30.767 | 22.237 | 1'42.750 | 192,5 | 12:53'34.001 |
| 17 | 28.137 | 36.978 | 47.645 | 29.670 | 2'22.430 | 133,8 | 12:55'56.431 |
| 18 | 34.592 | 34.073 | 37.796 | 32.556 | 2'19.017 | 147,5 | 12:58'15.448 |
| 19 | 25.325 | 23.565 | 27.903 | 21.401 | 1'38.194 | 197,8 | 12:59'53.642 |
| Race Time 32'16.810 | | | | | | | |

| 10 J. DÜRKSEN (1'35.829) | | | | | | | |
|--------------------------|---------------|---------------|---------------|---------------|-----------------|--------------|--------------|
| Lap | Seg.1 | Seg.2 | Seg.3 | Seg.4 | Lap Time | km/h | Local Time |
| 1 | | 24.343 | 27.999 | 21.832 | 1'49.762 | 198,9 | 12:29'26.594 |
| 2 | 25.757 | 23.699 | 27.698 | 21.208 | 1'38.362 | 196,0 | 12:31'04.956 |
| 3 | 24.992 | 23.267 | 27.576 | 21.095 | 1'36.930 | 195,3 | 12:32'41.886 |
| 4 | 25.351 | 23.773 | 27.744 | 21.245 | 1'38.113 | 193,9 | 12:34'19.999 |
| 5 | 25.123 | 23.381 | 27.460 | 21.129 | 1'37.093 | 195,7 | 12:35'57.092 |
| 6 | 24.595 | 23.217 | 27.441 | 21.137 | 1'36.390 | 194,2 | 12:37'33.484 |
| 7 | 24.464 | 23.169 | 27.497 | 20.932 | 1'36.062 | 194,6 | 12:39'09.544 |
| 8 | 24.374 | 23.291 | 27.533 | 21.034 | 1'36.232 | 193,5 | 12:40'45.776 |
| 9 | 24.835 | 24.098 | 28.325 | 21.135 | 1'38.393 | 197,8 | 12:42'24.169 |
| 10 | 24.837 | 23.256 | 27.493 | 21.233 | 1'36.819 | 195,3 | 12:44'00.988 |
| 11 | 24.402 | 23.202 | 27.282 | 20.943 | 1'35.829 | 196,0 | 12:45'36.817 |
| 12 | 24.554 | 23.263 | 27.463 | 21.026 | 1'36.306 | 194,6 | 12:47'13.123 |
| 13 | 24.290 | 23.193 | 27.530 | 21.038 | 1'36.051 | 194,6 | 12:48'49.174 |
| 14 | 24.433 | 23.212 | 27.443 | 21.035 | 1'36.123 | 194,6 | 12:50'25.297 |
| 15 | 24.340 | 23.193 | 27.516 | 20.967 | 1'36.016 | 194,6 | 12:52'01.313 |
| 16 | 24.939 | 25.510 | 30.076 | 21.917 | 1'42.442 | 176,5 | 12:53'43.755 |
| 17 | 26.537 | 34.419 | 47.344 | 28.907 | 2'17.207 | 115,0 | 12:56'00.962 |

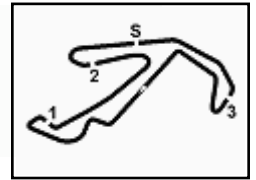
| 13 J. DUFEK (1'34.810) | | | | | | | |
|------------------------|---------------|---------------|--------|---------------|----------|--------------|--------------|
| Lap | Seg.1 | Seg.2 | Seg.3 | Seg.4 | Lap Time | km/h | Local Time |
| 1 | | 24.112 | 27.615 | 21.221 | 1'47.345 | 195,3 | 12:29'24.177 |
| 2 | 24.765 | 23.183 | 27.205 | 20.843 | 1'35.996 | 195,7 | 12:31'00.173 |
| 3 | 24.665 | 23.300 | 27.218 | 21.408 | 1'36.591 | 200,0 | 12:32'36.764 |
| 4 | 24.677 | 23.030 | 27.179 | 20.830 | 1'35.716 | 198,5 | 12:34'12.480 |
| 5 | 24.342 | 23.164 | 27.143 | 22.022 | 1'36.671 | 198,5 | 12:35'49.151 |
| 6 | 24.463 | 23.027 | 27.547 | 21.088 | 1'36.125 | 194,6 | 12:37'25.276 |
| 7 | 24.293 | 23.015 | 27.143 | 20.820 | 1'35.271 | 196,4 | 12:39'00.547 |
| 8 | 24.252 | 23.078 | 27.135 | 20.902 | 1'35.367 | 197,1 | 12:40'35.914 |
| 9 | 24.213 | 22.915 | 27.122 | 20.730 | 1'34.980 | 196,4 | 12:42'10.894 |
| 10 | 24.230 | 23.006 | 27.652 | 20.917 | 1'35.805 | 195,7 | 12:43'46.699 |
| 11 | 24.314 | 22.938 | 27.224 | 20.799 | 1'35.275 | 197,1 | 12:45'21.974 |
| 12 | 24.226 | 22.872 | 27.078 | 21.039 | 1'35.215 | 197,8 | 12:46'57.189 |
| 13 | 24.236 | 23.000 | 27.742 | 20.818 | 1'35.796 | 194,6 | 12:48'32.985 |
| 14 | 24.163 | 23.044 | 27.195 | 20.774 | 1'35.176 | 196,4 | 12:50'08.161 |

06/06/2021

P = Pits In/Out - C = Lap Time Cancelled



Powered by FICr PERUGIA TIMING



ACI Racing Weekend Misano, 5-6 Giugno 2021

Italian F4 Championship by Abarth - Chronological Analysis Race 3

Misano Circuit Sic 58.4.226m

Start at 12:27'36.832

2 / 5

| | | | | | | | | | | | | | | | |
|----|--------|--------|---------------|--------|-----------------|-------|--------------|----|---------------|---------------|--------|---------------|-----------------|-------|--------------|
| 15 | 24.191 | 22.933 | 26.925 | 20.761 | 1'34.810 | 197,4 | 12:51'42.971 | 12 | 24.425 | 23.143 | 27.380 | 21.083 | 1'36.031 | 194,2 | 12:47'08.209 |
| 16 | 24.241 | 24.491 | 30.885 | 21.879 | 1'41.496 | 187,8 | 12:53'24.467 | 13 | 24.341 | 23.107 | 27.463 | 20.840 | 1'35.751 | 195,3 | 12:48'43.960 |
| 17 | 32.527 | 38.874 | 47.392 | 30.623 | 2'29.416 | 126,0 | 12:55'53.883 | 14 | 24.340 | 23.075 | 27.312 | 20.763 | 1'35.490 | 195,3 | 12:50'19.450 |
| 18 | 34.446 | 33.510 | 38.344 | 33.781 | 2'20.081 | 145,6 | 12:58'13.964 | 15 | 24.277 | 23.033 | 27.362 | 20.769 | 1'35.441 | 195,7 | 12:51'54.891 |
| 19 | 25.564 | 23.148 | 27.711 | 20.995 | 1'37.418 | 196,7 | 12:59'51.382 | 16 | 24.494 | 24.645 | 30.603 | 22.039 | 1'41.781 | 174,8 | 12:53'36.672 |

Race Time 32'14.550

15 N. BEDRIN (1'35.287)

| Lap | Seg.1 | Seg.2 | Seg.3 | Seg.4 | Lap Time | km/h | Local Time |
|-----|---------------|---------------|---------------|---------------|-----------------|--------------|--------------|
| 1 | | 23.682 | 27.586 | 21.495 | 1'45.574 | 196,7 | 12:29'22.406 |
| 2 | 24.726 | 23.285 | 27.370 | 21.070 | 1'36.451 | 195,3 | 12:30'58.857 |
| 3 | 25.429 | 23.543 | 27.561 | 21.178 | 1'37.711 | 195,3 | 12:32'36.568 |
| 4 | 24.512 | 23.163 | 27.530 | 21.141 | 1'36.346 | 195,3 | 12:34'12.914 |
| 5 | 24.457 | 23.123 | 27.309 | 21.115 | 1'36.004 | 196,0 | 12:35'48.918 |
| 6 | 24.441 | 23.125 | 27.832 | 21.391 | 1'36.789 | 194,2 | 12:37'25.707 |
| 7 | 24.695 | 23.159 | 27.435 | 21.062 | 1'36.351 | 194,2 | 12:39'02.058 |
| 8 | 24.503 | 23.043 | 27.674 | 21.149 | 1'36.369 | 194,6 | 12:40'38.427 |
| 9 | 24.321 | 23.034 | 27.759 | 21.295 | 1'36.409 | 196,7 | 12:42'14.836 |
| 10 | 24.362 | 22.957 | 27.265 | 21.012 | 1'35.596 | 195,3 | 12:43'50.432 |
| 11 | 24.220 | 22.994 | 27.559 | 21.404 | 1'36.177 | 196,4 | 12:45'26.609 |
| 12 | 24.730 | 23.432 | 27.683 | 21.358 | 1'37.203 | 196,7 | 12:47'03.812 |
| 13 | 24.179 | 23.037 | 27.244 | 20.827 | 1'35.287 | 194,9 | 12:48'39.099 |
| 14 | 24.203 | 23.122 | 27.238 | 20.872 | 1'35.435 | 195,3 | 12:50'14.534 |
| 15 | 24.227 | 23.086 | 27.456 | 21.131 | 1'35.900 | 196,4 | 12:51'50.434 |

Race Time 24'13.602

17 L. BIZZOTTO

| Lap | Seg.1 | Seg.2 | Seg.3 | Seg.4 | Lap Time | km/h | Local Time |
|-----|-------|---------------|---------------|--------|-----------|--------------|--------------|
| 1 | | 27.935 | 37.586 | 42.684 | 2'21.169P | 162,9 | 12:29'58.001 |

Race Time 2'21.169

18 H. CENYU (1'35.451)

| Lap | Seg.1 | Seg.2 | Seg.3 | Seg.4 | Lap Time | km/h | Local Time |
|-----|---------------|---------------|---------------|---------------|-----------------|--------------|--------------|
| 1 | | 24.173 | 28.062 | 21.958 | 1'48.851 | 196,4 | 12:29'25.683 |
| 2 | 24.637 | 23.367 | 27.573 | 20.874 | 1'36.451 | 195,3 | 12:31'02.134 |
| 3 | 24.436 | 22.951 | 27.302 | 21.007 | 1'35.696 | 197,8 | 12:32'37.830 |
| 4 | 24.604 | 23.146 | 27.387 | 20.968 | 1'36.105 | 198,2 | 12:34'13.935 |
| 5 | 24.627 | 23.134 | 27.397 | 20.926 | 1'36.084 | 197,8 | 12:35'50.019 |
| 6 | 24.480 | 22.988 | 27.325 | 21.385 | 1'36.178 | 197,8 | 12:37'26.197 |
| 7 | 24.773 | 23.145 | 27.364 | 21.075 | 1'36.357 | 197,4 | 12:39'02.554 |
| 8 | 24.681 | 23.035 | 27.360 | 21.105 | 1'36.181 | 197,8 | 12:40'38.735 |
| 9 | 24.482 | 23.089 | 27.443 | 21.328 | 1'36.342 | 197,4 | 12:42'15.077 |
| 10 | 24.563 | 23.112 | 27.263 | 20.814 | 1'35.752 | 197,1 | 12:43'50.829 |
| 11 | 24.405 | 22.911 | 27.272 | 21.363 | 1'35.951 | 198,2 | 12:45'26.780 |
| 12 | 24.819 | 23.074 | 27.684 | 21.778 | 1'37.355 | 194,9 | 12:47'04.135 |
| 13 | 24.575 | 22.925 | 27.168 | 20.892 | 1'35.560 | 197,4 | 12:48'39.695 |
| 14 | 24.356 | 23.066 | 27.273 | 20.756 | 1'35.451 | 197,1 | 12:50'15.146 |
| 15 | 24.334 | 23.096 | 27.259 | 20.915 | 1'35.604 | 197,4 | 12:51'50.750 |
| 16 | 24.585 | 24.918 | 30.277 | 22.211 | 1'41.991 | 193,9 | 12:53'32.741 |
| 17 | 27.362 | 38.082 | 47.677 | 29.831 | 2'22.952 | 123,0 | 12:55'55.693 |
| 18 | 34.588 | 33.958 | 37.893 | 32.663 | 2'19.102 | 143,0 | 12:58'14.795 |
| 19 | 25.559 | 23.713 | 27.633 | 21.042 | 1'37.947 | 194,6 | 12:59'52.742 |

Race Time 32'15.910

23 E. ZUNIGA (1'35.441)

| Lap | Seg.1 | Seg.2 | Seg.3 | Seg.4 | Lap Time | km/h | Local Time |
|-----|--------|--------|---------------|--------|----------|--------------|--------------|
| 1 | | 24.349 | 28.086 | 21.960 | 1'49.600 | 200,0 | 12:29'26.432 |
| 2 | 25.367 | 23.419 | 27.793 | 21.758 | 1'38.337 | 195,3 | 12:31'04.769 |
| 3 | 24.887 | 23.336 | 27.400 | 21.036 | 1'36.659 | 195,3 | 12:32'41.428 |
| 4 | 25.439 | 23.451 | 27.934 | 21.146 | 1'37.970 | 192,9 | 12:34'19.398 |
| 5 | 24.609 | 23.120 | 27.412 | 21.038 | 1'36.179 | 194,6 | 12:35'55.577 |
| 6 | 24.438 | 23.170 | 27.561 | 21.706 | 1'36.875 | 193,9 | 12:37'32.452 |
| 7 | 24.613 | 23.141 | 27.453 | 20.935 | 1'36.142 | 194,9 | 12:39'08.594 |
| 8 | 24.416 | 23.123 | 27.210 | 20.855 | 1'35.604 | 196,4 | 12:40'44.198 |
| 9 | 24.432 | 23.260 | 27.444 | 21.023 | 1'36.159 | 194,6 | 12:42'20.357 |
| 10 | 24.378 | 23.094 | 27.457 | 20.883 | 1'35.812 | 194,2 | 12:43'56.169 |
| 11 | 24.412 | 23.039 | 27.426 | 21.132 | 1'36.009 | 193,9 | 12:45'32.178 |

06/06/2021

P = Pits In/Out - C = Lap Time Cancelled

24 P. WISNICKI (1'35.890)

| Lap | Seg.1 | Seg.2 | Seg.3 | Seg.4 | Lap Time | km/h | Local Time |
|-----|---------------|---------------|---------------|---------------|-----------------|--------------|--------------|
| 1 | | 24.509 | 28.138 | 22.048 | 1'50.935 | 198,9 | 12:29'27.767 |
| 2 | 25.282 | 23.625 | 27.668 | 22.579 | 1'39.154 | 197,4 | 12:31'06.921 |
| 3 | 24.890 | 23.307 | 27.260 | 21.288 | 1'36.745 | 197,8 | 12:32'43.666 |
| 4 | 25.045 | 23.486 | 27.643 | 21.703 | 1'37.877 | 196,7 | 12:34'21.543 |
| 5 | 24.663 | 23.634 | 27.691 | 21.243 | 1'37.231 | 196,7 | 12:35'58.774 |
| 6 | 24.639 | 23.165 | 28.048 | 21.298 | 1'37.150 | 196,0 | 12:37'35.924 |
| 7 | 24.596 | 23.280 | 27.388 | 21.218 | 1'36.482 | 197,1 | 12:39'12.406 |
| 8 | 24.510 | 23.214 | 27.348 | 21.089 | 1'36.161 | 195,7 | 12:40'48.567 |
| 9 | 24.316 | 23.176 | 27.316 | 21.376 | 1'36.184 | 197,1 | 12:42'24.751 |
| 10 | 24.556 | 23.253 | 27.324 | 21.556 | 1'36.689 | 198,2 | 12:44'01.440 |
| 11 | 24.405 | 23.318 | 27.123 | 21.207 | 1'36.053 | 197,4 | 12:45'37.493 |
| 12 | 24.591 | 23.254 | 27.352 | 21.059 | 1'36.256 | 197,4 | 12:47'13.749 |
| 13 | 24.707 | 23.229 | 27.136 | 21.098 | 1'36.170 | 198,2 | 12:48'49.919 |
| 14 | 24.448 | 23.263 | 27.280 | 21.074 | 1'36.065 | 197,4 | 12:50'25.984 |
| 15 | 24.505 | 23.156 | 27.216 | 21.013 | 1'35.890 | 198,2 | 12:52'01.874 |
| 16 | 25.245 | 25.672 | 30.374 | 21.680 | 1'42.971 | 164,1 | 12:53'44.845 |
| 17 | 26.523 | 35.434 | 46.563 | 28.953 | 2'17.473 | 112,3 | 12:56'02.318 |
| 18 | 34.479 | 34.981 | 35.639 | 30.505 | 2'15.604 | 158,6 | 12:58'17.922 |
| 19 | 25.039 | 23.612 | 28.219 | 21.745 | 1'38.615 | 194,9 | 12:59'56.537 |

Race Time 32'19.705

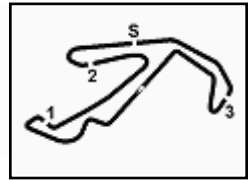
25 S. BEN (1'35.704)

| Lap | Seg.1 | Seg.2 | Seg.3 | Seg.4 | Lap Time | km/h | Local Time |
|-----|---------------|---------------|---------------|---------------|-----------------|--------------|--------------|
| 1 | | 24.536 | 28.231 | 21.789 | 1'50.178 | 198,2 | 12:29'27.010 |
| 2 | 25.499 | 23.807 | 27.695 | 21.281 | 1'38.282 | 197,8 | 12:31'05.292 |
| 3 | 25.020 | 23.251 | 27.464 | 21.183 | 1'36.918 | 200,0 | 12:32'42.210 |
| 4 | 25.017 | 24.218 | 28.010 | 21.189 | 1'38.434 | 196,0 | 12:34'20.644 |
| 5 | 25.055 | 23.364 | 27.482 | 21.056 | 1'36.957 | 197,8 | 12:35'57.601 |
| 6 | 25.139 | 23.485 | 28.120 | 21.210 | 1'37.954 | 198,5 | 12:37'35.555 |
| 7 | 24.377 | 23.348 | 27.596 | 20.952 | 1'36.273 | 195,3 | 12:39'11.828 |
| 8 | 24.363 | 23.091 | 27.397 | 20.853 | 1'35.704 | 196,4 | 12:40'47.532 |
| 9 | 24.374 | 23.252 | 27.629 | 21.200 | 1'36.455 | 199,3 | 12:42'23.987 |
| 10 | 24.665 | 23.228 | 27.313 | 21.046 | 1'36.252 | 197,8 | 12:44'00.239 |
| 11 | 24.498 | 23.105 | 27.374 | 20.825 | 1'35.802 | 197,4 | 12:45'36.041 |
| 12 | 24.535 | 23.206 | 27.412 | 20.817 | 1'35.970 | 196,0 | 12:47'12.011 |
| 13 | 24.396 | 23.128 | 27.460 | 21.387 | 1'36.371 | 194,9 | 12:48'48.382 |
| 14 | 24.352 | 23.123 | 27.547 | 20.948 | 1'35.970 | 194,9 | 12:50'24.352 |
| 15 | 24.242 | 23.024 | 27.482 | 21.013 | 1'35.761 | 195,3 | 12:52'00.113 |
| 16 | 25.094 | 24.802 | 30.442 | 22.292 | 1'42.630 | 173,9 | 12:53'42.743 |
| 17 | 26.508 | 34.079 | 47.445 | 28.952 | 2'16.984 | 104,4 | 12:55'59.727 |
| 18 | 34.899 | 34.295 | 36.848 | 31.096 | 2'17.138 | 159,5 | 12:58'16.865 |
| 19 | 25.269 | 23.974 | 27.795 | 23.137 | 1'40.175 | 196,0 | 12:59'57.040 |

Race Time 32'20.208

27 J. GARCICARRE DAVILA (1'36.087)

| Lap | Seg.1 | Seg.2 | Seg.3 | Seg.4 | Lap Time | km/h | Local Time |
|-----|--------|--------|--------|--------|----------|-------|--------------|
| 1 | | 24.775 | 28.024 | 22.855 | 1'52.530 | 198,2 | 12:29'29.362 |
| 2 | 26.148 | 23.648 | 27.734 | 21.469 | 1'38.999 | 195,7 | 12:31'08.361 |
| 3 | 24.872 | 23.251 | | | | | |



ACI Racing Weekend Misano, 5-6 Giugno 2021
Italian F4 Championship by Abarth - Chronological Analysis Race 3

Misano Circuit Sic 58.4.226 m

Start at 12:27'36.832

3 / 5

| | | | | | | | | | | | | | | | |
|---------------------|---------------|---------------|---------------|---------------|-----------------|--------------|--------------|----|---------------|---------------|---------------|---------------|-----------------|--------------|--------------|
| 9 | 24.922 | 23.458 | 27.289 | 21.663 | 1'37.332 | 198,5 | 12:42'27.939 | 6 | 24.456 | 23.161 | 27.532 | 21.026 | 1'36.175 | 195,3 | 12:37'28.519 |
| 10 | 25.189 | 23.438 | 28.228 | 21.262 | 1'38.117 | 194,9 | 12:44'06.056 | 7 | 24.470 | 23.161 | 27.409 | 21.119 | 1'36.159 | 195,3 | 12:39'04.678 |
| 11 | 24.709 | 23.128 | 27.521 | 20.986 | 1'36.344 | 196,0 | 12:45'42.400 | 8 | 24.467 | 23.107 | 27.356 | 21.101 | 1'36.031 | 196,0 | 12:40'40.709 |
| 12 | 24.451 | 23.172 | 27.381 | 21.083 | 1'36.087 | 196,4 | 12:47'18.487 | 9 | 24.485 | 23.117 | 27.405 | 21.110 | 1'36.117 | 195,7 | 12:42'16.826 |
| 13 | 24.479 | 23.268 | 27.367 | 21.168 | 1'36.282 | 196,4 | 12:48'54.769 | 10 | 24.414 | 23.121 | 27.354 | 21.079 | 1'35.968 | 196,0 | 12:43'52.794 |
| 14 | 24.586 | 23.323 | 27.608 | 21.033 | 1'36.550 | 195,7 | 12:50'31.319 | 11 | 24.456 | 23.150 | 27.258 | 21.048 | 1'35.912 | 196,4 | 12:45'28.706 |
| 15 | 24.467 | 23.198 | 27.737 | 20.896 | 1'36.298 | 194,9 | 12:52'07.617 | 12 | 24.521 | 23.181 | 27.266 | 21.364 | 1'36.332 | 196,7 | 12:47'05.038 |
| 16 | 26.076 | 25.367 | 30.401 | 23.006 | 1'44.850 | 194,9 | 12:53'52.467 | 13 | 24.626 | 23.058 | 27.225 | 21.096 | 1'36.005 | 197,1 | 12:48'41.043 |
| 17 | 27.203 | 31.616 | 46.691 | 28.574 | 2'14.084 | 152,3 | 12:56'06.551 | 14 | 24.490 | 23.083 | 27.269 | 21.093 | 1'35.935 | 196,0 | 12:50'16.978 |
| 18 | 34.313 | 34.827 | 34.746 | 29.215 | 2'13.101 | 141,5 | 12:58'19.652 | 15 | 24.507 | 23.104 | 27.318 | 21.166 | 1'36.095 | 196,4 | 12:51'53.073 |
| 19 | 25.319 | 23.216 | 27.642 | 23.047 | 1'39.224 | 201,1 | 12:59'58.876 | 16 | 24.506 | 24.388 | 30.695 | 22.003 | 1'41.592 | 190,1 | 12:53'34.665 |
| Race Time 32'22.044 | | | | | | | | 17 | 27.788 | 37.232 | 47.639 | 29.919 | 2'22.578 | 143,2 | 12:55'57.243 |
| | | | | | | | | 18 | 34.270 | 34.260 | 37.795 | 32.052 | 2'18.377 | 145,2 | 12:58'15.620 |
| | | | | | | | | 19 | 25.483 | 23.509 | 27.880 | 21.608 | 1'38.480 | 198,2 | 12:59'54.100 |

28 F. BRASCHI (1'35.177)

| Lap | Seg.1 | Seg.2 | Seg.3 | Seg.4 | Lap Time | km/h | Local Time |
|---------------------|---------------|---------------|---------------|---------------|-----------------|--------------|--------------|
| 1 | | 24.063 | 28.181 | 21.697 | 1'49.816 | 198,2 | 12:29'26.648 |
| 2 | 25.411 | 23.733 | 27.376 | 21.109 | 1'37.629 | 197,4 | 12:31'04.277 |
| 3 | 24.596 | 23.409 | 27.228 | 21.752 | 1'36.985 | 197,4 | 12:32'41.262 |
| 4 | 25.732 | 23.502 | 27.828 | 21.598 | 1'38.660 | 198,2 | 12:34'19.922 |
| 5 | 24.527 | 23.240 | 27.357 | 20.992 | 1'36.116 | 198,2 | 12:35'56.038 |
| 6 | 24.478 | 23.017 | 27.282 | 21.232 | 1'36.009 | 198,9 | 12:37'32.047 |
| 7 | 24.492 | 23.068 | 27.327 | 20.838 | 1'35.725 | 196,0 | 12:39'07.772 |
| 8 | 24.386 | 23.418 | 27.178 | 20.972 | 1'35.954 | 196,7 | 12:40'43.726 |
| 9 | 26.795 | 24.188 | 27.441 | 21.157 | 1'39.581 | 196,7 | 12:42'23.307 |
| 10 | 24.312 | 23.069 | 27.317 | 20.930 | 1'35.628 | 196,7 | 12:43'58.935 |
| 11 | 24.328 | 23.039 | 27.335 | 20.767 | 1'35.469 | 196,0 | 12:45'34.404 |
| 12 | 24.176 | 23.070 | 27.176 | 20.755 | 1'35.177 | 197,4 | 12:47'09.581 |
| 13 | 24.247 | 22.961 | 27.025 | 20.954 | 1'35.187 | 198,5 | 12:48'44.768 |
| 14 | 24.354 | 22.960 | 27.128 | 20.752 | 1'35.194 | 198,9 | 12:50'19.962 |
| 15 | 24.341 | 22.969 | 27.103 | 20.967 | 1'35.380 | 199,6 | 12:51'55.342 |
| 16 | 24.406 | 25.460 | 30.487 | 21.847 | 1'42.200 | 156,1 | 12:53'37.542 |
| 17 | 26.707 | 37.938 | 47.843 | 29.095 | 2'21.583 | 107,7 | 12:55'59.125 |
| 18 | 34.638 | 34.129 | 37.341 | 31.351 | 2'17.459 | 158,1 | 12:58'16.584 |
| 19 | 25.028 | 24.196 | 27.241 | 21.566 | 1'38.031 | 201,5 | 12:59'54.615 |
| Race Time 32'17.783 | | | | | | | |

35 N. BAPTISTE (1'35.861)

| Lap | Seg.1 | Seg.2 | Seg.3 | Seg.4 | Lap Time | km/h | Local Time |
|---------------------|---------------|---------------|---------------|---------------|-----------------|--------------|--------------|
| 1 | | 25.043 | 28.147 | 21.815 | 1'49.389 | 199,3 | 12:29'26.221 |
| 2 | 25.563 | 24.388 | 27.812 | 22.446 | 1'40.209 | 200,0 | 12:31'06.430 |
| 3 | 24.806 | 23.150 | 27.295 | 21.154 | 1'36.405 | 198,2 | 12:32'42.835 |
| 4 | 24.790 | 23.682 | 27.657 | 21.380 | 1'37.509 | 194,6 | 12:34'20.344 |
| 5 | 25.079 | 23.361 | 27.412 | 21.384 | 1'37.236 | 198,2 | 12:35'57.580 |
| 6 | 24.912 | 23.110 | 27.270 | 21.114 | 1'36.406 | 196,4 | 12:37'33.986 |
| 7 | 24.526 | 23.209 | 27.373 | 21.160 | 1'36.268 | 196,0 | 12:39'10.254 |
| 8 | 24.566 | 23.071 | 27.505 | 25.737 | 1'40.879 | 195,7 | 12:40'51.133 |
| 9 | 25.947 | 23.247 | 27.490 | 20.989 | 1'37.673 | 194,9 | 12:42'28.806 |
| 10 | 24.749 | 23.304 | 27.622 | 21.249 | 1'36.924 | 197,4 | 12:44'05.730 |
| 11 | 24.476 | 23.015 | 27.342 | 21.215 | 1'36.048 | 194,9 | 12:45'41.778 |
| 12 | 24.444 | 23.149 | 27.236 | 21.032 | 1'35.861 | 196,0 | 12:47'17.639 |
| 13 | 24.549 | 23.131 | 27.226 | 21.171 | 1'36.077 | 197,4 | 12:48'53.716 |
| 14 | 24.580 | 23.088 | 27.243 | 21.045 | 1'35.956 | 196,7 | 12:50'29.672 |
| 15 | 24.565 | 23.083 | 27.389 | 21.060 | 1'36.097 | 196,7 | 12:52'05.769 |
| 16 | 26.627 | 25.528 | 30.742 | 23.312 | 1'46.209 | 186,2 | 12:53'51.978 |
| 17 | 26.632 | 31.899 | 46.645 | 28.960 | 2'14.136 | 147,7 | 12:56'06.114 |
| 18 | 33.913 | 34.892 | 34.759 | 29.720 | 2'13.284 | 156,1 | 12:58'19.398 |
| 19 | 25.257 | 23.233 | 27.795 | 23.107 | 1'39.392 | 197,1 | 12:59'58.790 |
| Race Time 32'21.958 | | | | | | | |

37 K. SZTUKA (1'35.912)

| Lap | Seg.1 | Seg.2 | Seg.3 | Seg.4 | Lap Time | km/h | Local Time |
|-----|--------|--------|--------|--------|----------|-------|--------------|
| 1 | | 24.693 | 28.486 | 21.993 | 1'49.081 | 193,5 | 12:29'25.913 |
| 2 | 25.174 | 23.198 | 27.482 | 21.248 | 1'37.102 | 195,7 | 12:31'03.015 |
| 3 | 24.633 | 23.268 | 27.452 | 21.058 | 1'36.411 | 195,7 | 12:32'39.426 |
| 4 | 24.549 | 23.243 | 27.696 | 21.116 | 1'36.604 | 194,9 | 12:34'16.030 |
| 5 | 24.487 | 23.185 | 27.536 | 21.106 | 1'36.314 | 195,3 | 12:35'52.344 |

41 J. RIED (1'35.294)

| Lap | Seg.1 | Seg.2 | Seg.3 | Seg.4 | Lap Time | km/h | Local Time |
|---------------------|---------------|---------------|---------------|---------------|-----------------|--------------|--------------|
| 1 | | 24.178 | 28.154 | 35.442 | 2'01.921P | 193,9 | 12:29'38.753 |
| 2 | 1'03.942 | 23.490 | 27.677 | 20.941 | 2'16.050P | 193,2 | 12:31'54.803 |
| 3 | 24.497 | 23.368 | 27.550 | 20.932 | 1'36.347 | 192,9 | 12:33'31.150 |
| 4 | 24.324 | 23.316 | 27.578 | 20.831 | 1'36.049 | 193,5 | 12:35'07.199 |
| 5 | 24.254 | 23.286 | 27.487 | 20.929 | 1'35.956 | 193,9 | 12:36'43.155 |
| 6 | 24.360 | 23.233 | 27.399 | 20.829 | 1'35.821 | 193,9 | 12:38'18.976 |
| 7 | 24.240 | 23.130 | 27.416 | 20.790 | 1'35.576 | 193,9 | 12:39'54.552 |
| 8 | 24.135 | 23.488 | 27.505 | 20.996 | 1'36.124 | 193,9 | 12:41'30.676 |
| 9 | 24.184 | 23.119 | 27.469 | 20.853 | 1'35.625 | 193,9 | 12:43'06.301 |
| 10 | 24.334 | 23.236 | 27.447 | 20.776 | 1'35.793 | 193,2 | 12:44'42.094 |
| 11 | 24.245 | 23.094 | 27.377 | 20.747 | 1'35.463 | 193,9 | 12:46'17.557 |
| 12 | 24.254 | 23.121 | 27.247 | 20.694 | 1'35.316 | 194,6 | 12:47'52.873 |
| 13 | 24.094 | 23.179 | 27.291 | 20.730 | 1'35.294 | 194,6 | 12:49'28.167 |
| 14 | 24.197 | 23.075 | 27.300 | 20.799 | 1'35.371 | 194,2 | 12:51'03.538 |
| 15 | 24.032 | 23.170 | 27.389 | 20.867 | 1'35.458 | 193,9 | 12:52'38.996 |
| 16 | 24.217 | 23.119 | 27.452 | 20.846 | 1'35.634 | 193,9 | 12:54'14.630 |
| 17 | 24.315 | 23.185 | 37.392 | 28.157 | 1'53.049 | 186,2 | 12:56'07.679 |
| 18 | 34.464 | 35.013 | 34.181 | 29.255 | 2'12.913 | 174,8 | 12:58'20.592 |
| 19 | 25.080 | 23.257 | 27.442 | 22.637 | 1'38.416 | 199,3 | 12:59'59.008 |
| Race Time 32'22.176 | | | | | | | |

52 E. REXHEPI (1'35.784)

| Lap | Seg.1 | Seg.2 | Seg.3 | Seg.4 | Lap Time | km/h | Local Time |
|--------------------------------|---------------|---------------|---------------|---------------|-----------------|--------------|--------------|
| 1 | | 24.383 | 28.166 | 22.883 | 1'52.097 | 197,1 | 12:29'28.929 |
| 2 | 25.337 | 23.227 | 27.301 | 21.941 | 1'37.806 | 198,5 | 12:31'06.735 |
| 3 | 24.703 | 23.257 | 27.214 | 21.113 | 1'36.287 | 199,3 | 12:32'43.022 |
| 4 | 24.883 | 23.578 | 28.143 | 21.413 | 1'38.017 | 194,9 | 12:34'21.039 |
| 5 | 24.966 | 23.418 | 27.330 | 21.237 | 1'36.951 | 198,5 | 12:35'57.990 |
| 6 | 24.948 | 23.142 | 27.988 | 21.062 | 1'37.140 | 195,7 | 12:37'35.130 |
| 7 | 24.363 | 23.223 | 27.307 | 20.891 | 1'35.784 | 195,7 | 12:39'10.914 |
| 8 | 24.487 | 23.069 | 27.168 | 21.270 | 1'35.994 | 198,5 | 12:40'46.908 |
| 9 | 24.480 | 23.359 | 27.728 | 21.104 | 1'36.671 | 197,8 | 12:42'23.579 |
| 10 | 24.651 | 23.191 | 27.456 | 20.940 | 1'36.238 | 195,7 | 12:43'59.817 |
| 11 | 24.453 | 23.098 | 27.477 | 21.845 | 1'36.873 | 194,6 | 12:45'36.690 |
| 12 | 25.032 | 23.107 | 27.402 | 21.298 | 1'36.839 | 199,6 | 12:47'13.529 |
| 13 | 24.543 | 23.089 | 27.235 | 20.988 | 1'35.855 | 198,5 | 12:48'49.384 |
| 14 | 24.641 | 23.113 | 27.454 | 21.065 | 1'36.273 | 198,5 | 12:50'25.657 |
| 15 | 24.452 | 23.039 | 27.367 | 21.141 | 1'35.999 | 199,3 | 12:52'01.656 |
| 16 | 25.043 | 25.415 | 30.123 | 22.068 | 1'42.649 | 168,0 | 12:53'44.305 |
| 17 | 26.473 | 34.777 | 46.992 | 28.942 | 2'17.184 | 120,9 | 12:56'01.489 |
| 18 | 34.664 | 34.728 | 35.751 | 30.973 | 2'16.116 | 155,4 | 12:58'17.605 |
| 19 | 25.121 | 23.534 | 27.770 | 22.303 | 1'38.728 | 200,0 | 12:59'56.333 |
| Race Time 32'19.501 + 1.000Pen | | | | | | | |

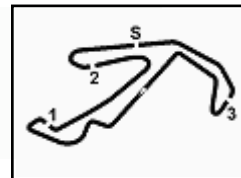
54 M. AMAND (1'36.059)

| Lap | Seg.1 | Seg.2 | Seg.3 | Seg.4 | Lap Time | km/h | Local Time |
|-----|--------|--------|--------|--------|----------|-------|--------------|
| 1 | | 24.558 | 28.297 | 22.606 | 1'52.529 | 195,7 | 12:29'29.361 |
| 2 | 25.706 | 23.351 | 27.326 | 21.957 | 1'38.340 | 197,1 | 12:31'07.701 |

06/06/2021

P = Pits In/Out - C = Lap Time Cancelled





ACI Racing Weekend Misano, 5-6 Giugno 2021
Italian F4 Championship by Abarth - Chronological Analysis Race 3

Misano Circuit Sic 58 4.226 m

Start at 12:27'36.832

4 / 5

| | | | | | | | |
|---------------------|---------------|---------------|---------------|---------------|-----------------|--------------|--------------|
| 3 | 24.909 | 23.329 | 27.674 | 21.423 | 1'37.335 | 197,8 | 12:32'45.036 |
| 4 | 24.607 | 23.195 | 27.632 | 21.967 | 1'37.401 | 197,4 | 12:34'22.437 |
| 5 | 24.967 | 23.393 | 27.593 | 21.497 | 1'37.450 | 197,4 | 12:35'59.887 |
| 6 | 24.891 | 23.190 | 27.422 | 21.515 | 1'37.018 | 198,5 | 12:37'36.905 |
| 7 | 25.069 | 23.320 | 27.469 | 21.230 | 1'37.088 | 196,0 | 12:39'13.993 |
| 8 | 24.606 | 23.098 | 27.494 | 21.082 | 1'36.280 | 196,0 | 12:40'50.273 |
| 9 | 25.065 | 23.263 | 27.370 | 21.243 | 1'36.941 | 196,7 | 12:42'27.214 |
| 10 | 24.472 | 23.176 | 27.540 | 21.113 | 1'36.301 | 193,9 | 12:44'03.515 |
| 11 | 24.472 | 23.229 | 27.232 | 22.030 | 1'36.963 | 196,0 | 12:45'40.478 |
| 12 | 24.468 | 23.187 | 27.792 | 21.218 | 1'36.665 | 194,6 | 12:47'17.143 |
| 13 | 24.428 | 23.142 | 27.444 | 21.045 | 1'36.059 | 194,9 | 12:48'53.202 |
| 14 | 24.425 | 23.018 | 27.577 | 21.094 | 1'36.114 | 193,5 | 12:50'29.316 |
| 15 | 24.434 | 23.133 | 27.418 | 21.132 | 1'36.117 | 194,9 | 12:52'05.433 |
| 16 | 26.530 | 25.414 | 30.810 | 23.130 | 1'45.884 | 190,5 | 12:53'51.317 |
| 17 | 26.315 | 32.321 | 46.349 | 28.741 | 2'13.726 | 143,6 | 12:56'05.043 |
| 18 | 34.465 | 34.667 | 35.086 | 29.714 | 2'13.932 | 153,8 | 12:58'18.975 |
| 19 | 25.292 | 23.314 | 27.635 | 22.481 | 1'38.722 | 198,2 | 12:59'57.697 |
| Race Time 32'20.865 | | | | | | | |

| 72 L. FORNAROLI (1'35.166) | | | | | | | |
|----------------------------|---------------|---------------|---------------|---------------|-----------------|--------------|--------------|
| Lap | Seg.1 | Seg.2 | Seg.3 | Seg.4 | Lap Time | km/h | Local Time |
| 1 | | 23.824 | 27.697 | 21.125 | 1'43.081 | 195,7 | 12:29'19.913 |
| 2 | 24.645 | 23.352 | 27.504 | 20.980 | 1'36.481 | 195,7 | 12:30'56.394 |
| 3 | 24.439 | 23.124 | 27.297 | 20.934 | 1'35.794 | 195,7 | 12:32'32.188 |
| 4 | 24.448 | 23.170 | 27.317 | 20.840 | 1'35.775 | 195,3 | 12:34'07.963 |
| 5 | 24.340 | 23.128 | 27.302 | 20.910 | 1'35.680 | 194,9 | 12:35'43.643 |
| 6 | 24.213 | 23.103 | 27.348 | 20.847 | 1'35.511 | 195,3 | 12:37'19.154 |
| 7 | 24.343 | 23.004 | 27.265 | 20.918 | 1'35.530 | 195,7 | 12:38'54.684 |
| 8 | 24.328 | 23.031 | 27.267 | 20.812 | 1'35.438 | 195,3 | 12:40'30.122 |
| 9 | 24.298 | 23.002 | 27.282 | 20.720 | 1'35.302 | 196,0 | 12:42'05.424 |
| 10 | 24.247 | 22.975 | 27.343 | 20.857 | 1'35.422 | 194,2 | 12:43'40.846 |
| 11 | 24.205 | 23.015 | 27.211 | 20.774 | 1'35.205 | 195,3 | 12:45'16.051 |
| 12 | 24.234 | 22.974 | 27.359 | 20.805 | 1'35.372 | 194,6 | 12:46'51.423 |
| 13 | 24.124 | 23.025 | 27.340 | 20.746 | 1'35.235 | 194,9 | 12:48'26.658 |
| 14 | 24.165 | 23.014 | 27.251 | 20.736 | 1'35.166 | 195,3 | 12:50'11.824 |
| 15 | 24.211 | 22.993 | 27.257 | 20.860 | 1'35.321 | 195,3 | 12:51'37.145 |
| 16 | 24.226 | 23.568 | 30.851 | 23.123 | 1'41.768 | 175,9 | 12:53'18.913 |
| 17 | 35.858 | 38.206 | 47.876 | 30.524 | 2'32.464 | 128,6 | 12:55'51.377 |
| 18 | 34.813 | 32.928 | 39.172 | 34.633 | 2'21.546 | 146,9 | 12:58'12.923 |
| 19 | 24.875 | 23.103 | 27.461 | 20.846 | 1'36.285 | 195,3 | 12:59'49.208 |
| Race Time 32'12.376 | | | | | | | |

| 55 V. BERNIER (1'35.351) | | | | | | | |
|--------------------------|---------------|---------------|---------------|---------------|-----------------|--------------|--------------|
| Lap | Seg.1 | Seg.2 | Seg.3 | Seg.4 | Lap Time | km/h | Local Time |
| 1 | | 23.572 | 27.786 | 21.270 | 1'45.253 | 197,8 | 12:29'22.085 |
| 2 | 24.666 | 23.279 | 27.455 | 21.274 | 1'36.674 | 196,4 | 12:30'58.759 |
| 3 | 25.294 | 23.372 | 27.523 | 20.989 | 1'37.178 | 194,2 | 12:32'35.937 |
| 4 | 24.563 | 23.172 | 27.423 | 20.885 | 1'36.043 | 194,9 | 12:34'11.980 |
| 5 | 24.467 | 23.197 | 27.562 | 21.390 | 1'36.616 | 194,9 | 12:35'48.596 |
| 6 | 24.360 | 23.090 | 27.286 | 20.971 | 1'35.707 | 195,3 | 12:37'24.303 |
| 7 | 24.397 | 23.094 | 27.305 | 20.920 | 1'35.716 | 195,3 | 12:39'00.019 |
| 8 | 24.515 | 23.064 | 27.697 | 21.062 | 1'36.338 | 195,7 | 12:40'36.357 |
| 9 | 24.477 | 23.030 | 27.273 | 20.947 | 1'35.727 | 195,7 | 12:42'12.084 |
| 10 | 24.454 | 23.052 | 27.291 | 20.973 | 1'35.770 | 195,7 | 12:43'47.854 |
| 11 | 24.321 | 22.967 | 27.304 | 21.115 | 1'35.707 | 195,3 | 12:45'23.561 |
| 12 | 24.382 | 23.007 | 27.362 | 20.865 | 1'35.616 | 194,2 | 12:46'59.177 |
| 13 | 24.267 | 22.965 | 27.346 | 20.811 | 1'35.389 | 195,7 | 12:48'34.566 |
| 14 | 24.315 | 23.009 | 27.274 | 20.851 | 1'35.449 | 196,0 | 12:50'10.015 |
| 15 | 24.243 | 22.946 | 27.113 | 21.049 | 1'35.351 | 197,1 | 12:51'45.366 |
| 16 | 24.314 | 25.170 | 31.269 | 21.514 | 1'42.267 | 169,0 | 12:53'27.633 |
| 17 | 30.779 | 39.095 | 47.826 | 29.721 | 2'27.421 | 115,5 | 12:55'55.054 |
| 18 | 34.593 | 33.716 | 37.998 | 33.156 | 2'19.463 | 136,4 | 12:58'14.517 |
| 19 | 25.447 | 23.394 | 27.518 | 20.962 | 1'37.321 | 197,1 | 12:59'51.838 |
| Race Time 32'15.006 | | | | | | | |

| 73 P. ARMANNI (1'36.021) | | | | | | | |
|--------------------------|---------------|---------------|---------------|---------------|-----------------|--------------|--------------|
| Lap | Seg.1 | Seg.2 | Seg.3 | Seg.4 | Lap Time | km/h | Local Time |
| 1 | | 24.431 | 28.133 | 22.611 | 1'51.292 | 198,2 | 12:29'28.124 |
| 2 | 26.503 | 23.427 | 27.397 | 21.829 | 1'39.156 | 195,3 | 12:31'07.280 |
| 3 | 24.965 | 23.511 | 27.725 | 21.119 | 1'37.320 | 194,9 | 12:32'44.600 |
| 4 | 24.535 | 23.396 | 27.771 | 21.697 | 1'37.399 | 196,0 | 12:34'21.999 |
| 5 | 25.164 | 23.388 | 27.600 | 21.333 | 1'37.485 | 196,0 | 12:35'59.484 |
| 6 | 24.834 | 23.361 | 27.475 | 21.522 | 1'37.192 | 196,0 | 12:37'36.676 |
| 7 | 24.802 | 23.436 | 27.576 | 21.112 | 1'36.926 | 193,5 | 12:39'13.602 |
| 8 | 24.492 | 23.193 | 27.364 | 21.499 | 1'36.548 | 196,0 | 12:40'50.150 |
| 9 | 24.764 | 23.271 | 27.449 | 20.938 | 1'36.422 | 195,3 | 12:42'26.572 |
| 10 | 24.404 | 23.236 | 27.355 | 21.026 | 1'36.021 | 194,2 | 12:44'02.593 |
| 11 | 24.444 | 23.296 | 27.267 | 21.086 | 1'36.093 | 197,4 | 12:45'38.686 |
| 12 | 24.484 | 23.318 | 27.387 | 20.971 | 1'36.160 | 195,7 | 12:47'14.846 |
| 13 | 24.571 | 23.159 | 27.323 | 21.070 | 1'36.123 | 196,0 | 12:48'50.969 |
| 14 | 24.904 | 23.204 | 27.323 | 20.948 | 1'36.379 | 196,0 | 12:50'27.348 |
| 15 | 24.403 | 23.308 | 27.432 | 20.993 | 1'36.136 | 195,3 | 12:52'03.484 |
| 16 | 25.164 | 26.191 | 30.176 | 22.594 | 1'44.125 | 186,5 | 12:53'47.609 |
| 17 | 25.888 | 35.287 | 46.276 | 28.861 | 2'16.312 | 132,2 | 12:56'03.921 |
| 18 | 34.344 | 34.908 | 35.155 | 30.342 | 2'14.749 | 168,8 | 12:58'18.670 |
| 19 | 25.410 | 23.499 | 27.875 | 22.275 | 1'39.059 | 197,1 | 12:59'57.729 |
| Race Time 32'20.897 | | | | | | | |

| 56 S. MEGUETOUNIF (1'35.426) | | | | | | | |
|------------------------------|---------------|---------------|---------------|---------------|-----------------|--------------|--------------|
| Lap | Seg.1 | Seg.2 | Seg.3 | Seg.4 | Lap Time | km/h | Local Time |
| 1 | | 23.445 | 27.999 | 21.188 | 1'43.940 | 196,0 | 12:29'20.772 |
| 2 | 24.802 | 23.281 | 27.566 | 21.105 | 1'36.754 | 195,3 | 12:30'57.526 |
| 3 | 24.784 | 23.235 | 27.457 | 20.998 | 1'36.474 | 195,3 | 12:32'34.000 |
| 4 | 24.409 | 23.203 | 27.469 | 20.910 | 1'35.991 | 194,9 | 12:34'09.991 |
| 5 | 24.664 | 23.199 | 27.491 | 20.873 | 1'36.227 | 194,9 | 12:35'46.218 |
| 6 | 24.350 | 23.123 | 27.351 | 20.896 | 1'35.720 | 195,3 | 12:37'21.938 |
| 7 | 24.360 | 23.128 | 27.360 | 20.959 | 1'35.807 | 194,9 | 12:38'57.745 |
| 8 | 24.475 | 23.147 | 27.342 | 20.749 | 1'35.713 | 196,0 | 12:40'33.458 |
| 9 | 24.342 | 23.040 | 27.269 | 21.023 | 1'35.674 | 195,7 | 12:42'09.132 |
| 10 | 24.351 | 23.091 | 27.296 | 20.965 | 1'35.703 | 195,3 | 12:43'44.835 |
| 11 | 24.326 | 23.053 | 27.380 | 20.746 | 1'35.505 | 195,3 | 12:45'20.340 |
| 12 | 24.332 | 23.122 | 27.366 | 20.928 | 1'35.748 | 195,3 | 12:46'56.088 |
| 13 | 24.316 | 23.161 | 27.242 | 20.963 | 1'35.682 | 196,0 | 12:48'31.770 |
| 14 | 24.234 | 23.074 | 27.363 | 20.755 | 1'35.426 | 196,4 | 12:50'07.196 |
| 15 | 24.318 | 23.063 | 27.210 | 20.875 | 1'35.466 | 196,0 | 12:51'42.662 |
| 16 | 24.283 | 24.368 | 30.691 | 22.075 | 1'41.417 | 188,5 | 12:53'24.079 |
| 17 | 32.293 | 38.958 | 47.375 | 30.714 | 2'29.340 | 119,6 | 12:55'53.419 |
| 18 | 34.256 | 33.736 | 38.253 | 34.084 | 2'20.329 | 151,9 | 12:58'13.748 |
| 19 | 25.528 | 23.368 | 27.557 | 20.999 | 1'37.452 | 200,0 | 12:59'51.200 |
| Race Time 32'14.368 | | | | | | | |

| 77 P. PERINO (1'36.588) | | | | | | | |
|-------------------------|---------------|---------------|---------------|---------------|-----------------|--------------|--------------|
| Lap | Seg.1 | Seg.2 | Seg.3 | Seg.4 | Lap Time | km/h | Local Time |
| 1 | | 24.791 | 28.051 | 23.052 | 1'52.403 | 196,4 | 12:29'29.235 |
| 2 | 26.088 | 23.702 | 28.046 | 21.693 | 1'39.529 | 195,3 | 12:31'08.764 |
| 3 | 25.342 | 23.510 | 27.617 | 21.314 | 1'37.783 | 194,6 | 12:32'46.547 |
| 4 | 24.674 | 23.502 | 27.801 | 21.214 | 1'37.191 | 192,5 | 12:34'23.738 |
| 5 | 24.812 | 23.301 | 27.696 | 21.333 | 1'37.142 | 194,9 | 12:36'00.880 |
| 6 | 24.760 | 23.340 | 27.568 | 21.371 | 1'37.039 | 195,3 | 12:37'37.919 |
| 7 | 24.852 | 23.510 | 27.544 | 21.307 | 1'37.213 | 194,9 | 12:39'15.132 |
| 8 | 24.604 | 23.319 | 27.774 | 21.211 | 1'36.908 | 194,2 | 12:40'52.040 |
| 9 | 25.422 | 23.405 | 27.638 | 21.278 | 1'37.743 | 194,6 | 12:42'29.783 |
| 10 | 24.676 | 23.358 | 27.657 | 21.269 | 1'36.960 | 194,6 | 12:44'06.743 |
| 11 | 24.770 | 23.716 | 27.689 | 21.290 | 1'37.465 | 192,2 | 12:45'44.208 |
| 12 | 24.714 | 23.518 | 27.737 | 21.212 | 1'37.181 | 193,5 | 12:47'21.389 |
| 13 | 24.631 | 23.354 | 27.722 | 21.471 | 1'37.178 | 194,6 | 12:48'58.567 |
| 14 | 24.754 | 23.311 | 27.790 | 21.221 | 1'37.076 | 193,2 | 12:50'35.643 |
| 15 | 24.535 | 23.209 | 27.533 | 21.311 | 1'36.588 | 194,6 | 12:52'12.231 |
| 16 | 26.174 | 24.230 | 28.214 | 22.157 | 1'40.775 | 192,5 | 12:53'53.006 |
| 17 | 27.228 | 32.284 | 46.326 | 28.230 | 2'14.068 | 163,4 | 12:56'07.074 |

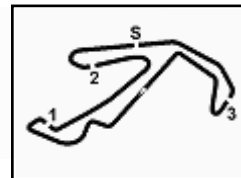
06/06/2021

P = Pits In/Out - C = Lap Time Cancelled



Powered by FICr PERUGIA TIMING





ACI Racing Weekend Misano, 5-6 Giugno 2021
Italian F4 Championship by Abarth - Chronological Analysis Race 3

Misano Circuit Sic 58 4.226 m

Start at 12:27'36.832

5 / 5

| | | | | | | | | | | | | | | | |
|----|--------|--------|--------|--------|----------|-------|--------------|----|--------|--------|--------|--------|----------|-------|---------------------|
| 18 | 34.445 | 35.057 | 34.377 | 29.088 | 2'12.967 | 169,0 | 12:58'20.041 | 19 | 24.575 | 23.288 | 27.303 | 21.070 | 1'36.236 | 195,7 | 12:59'48.676 |
| 19 | 25.317 | 23.343 | 27.941 | 22.577 | 1'39.178 | 195,7 | 12:59'59.219 | | | | | | | | Race Time 32'11.844 |

Race Time 32'22.387

| 83 M. WEUG (1'35.624) | | | | | | | | 88 H. AL QUBAISI (1'35.427) | | | | | | | |
|-----------------------|--------|--------|--------|--------|----------|-------|--------------|-----------------------------|--------|--------|--------|--------|----------|-------|---------------------|
| Lap | Seg.1 | Seg.2 | Seg.3 | Seg.4 | Lap Time | km/h | Local Time | Lap | Seg.1 | Seg.2 | Seg.3 | Seg.4 | Lap Time | km/h | Local Time |
| 1 | | 24.415 | 27.990 | 21.876 | 1'49.168 | 194,6 | 12:29'26.000 | 2 | 24.322 | 23.469 | 27.390 | 21.103 | 1'36.284 | 196,0 | 12:30'58.069 |
| 2 | 25.331 | 23.307 | 27.370 | 21.207 | 1'37.215 | 197,1 | 12:31'03.215 | 3 | 24.593 | 23.329 | 27.369 | 20.963 | 1'36.254 | 197,4 | 12:32'34.323 |
| 3 | 24.741 | 23.320 | 27.374 | 21.025 | 1'36.460 | 196,7 | 12:32'39.675 | 4 | 24.550 | 23.290 | 27.264 | 20.987 | 1'36.091 | 196,4 | 12:34'10.414 |
| 4 | 25.088 | 23.306 | 27.839 | 20.931 | 1'37.164 | 193,9 | 12:34'16.839 | 5 | 24.630 | 23.317 | 27.274 | 20.953 | 1'36.174 | 196,7 | 12:35'46.588 |
| 5 | 24.474 | 23.197 | 27.467 | 20.905 | 1'36.043 | 195,7 | 12:35'52.882 | 6 | 24.549 | 23.265 | 27.422 | 21.004 | 1'36.240 | 196,4 | 12:37'22.828 |
| 6 | 24.484 | 23.115 | 27.421 | 21.012 | 1'36.032 | 196,7 | 12:37'28.914 | 7 | 24.507 | 23.194 | 27.467 | 20.852 | 1'36.020 | 194,9 | 12:38'58.848 |
| 7 | 24.440 | 23.138 | 27.370 | 21.080 | 1'36.028 | 196,0 | 12:39'04.942 | 8 | 24.422 | 23.188 | 27.394 | 20.793 | 1'35.797 | 194,9 | 12:40'34.645 |
| 8 | 24.559 | 23.125 | 27.450 | 20.912 | 1'36.046 | 196,0 | 12:40'40.988 | 9 | 24.357 | 23.034 | 27.429 | 20.840 | 1'35.660 | 195,3 | 12:42'10.305 |
| 9 | 24.588 | 23.151 | 27.494 | 20.933 | 1'36.166 | 196,4 | 12:42'17.154 | 10 | 24.334 | 23.006 | 27.353 | 20.862 | 1'35.555 | 194,9 | 12:43'45.860 |
| 10 | 24.468 | 23.158 | 27.515 | 21.022 | 1'36.163 | 195,3 | 12:43'53.317 | 11 | 24.338 | 23.145 | 27.363 | 20.764 | 1'35.610 | 195,7 | 12:45'21.470 |
| 11 | 24.379 | 23.119 | 27.472 | 21.004 | 1'35.974 | 195,3 | 12:45'29.291 | 12 | 24.209 | 22.980 | 27.269 | 20.969 | 1'35.427 | 196,4 | 12:46'56.897 |
| 12 | 24.425 | 23.156 | 27.319 | 20.925 | 1'35.825 | 196,0 | 12:47'05.116 | 13 | 24.245 | 23.093 | 28.256 | 20.914 | 1'36.508 | 195,3 | 12:48'33.405 |
| 13 | 24.986 | 23.090 | 27.398 | 20.929 | 1'36.403 | 196,4 | 12:48'41.519 | 14 | 24.468 | 23.103 | 27.192 | 20.916 | 1'35.679 | 196,4 | 12:50'09.084 |
| 14 | 24.342 | 23.105 | 27.428 | 20.749 | 1'35.624 | 195,7 | 12:50'17.143 | 15 | 24.366 | 23.085 | 27.230 | 20.863 | 1'35.544 | 195,7 | 12:51'44.628 |
| 15 | 24.799 | 23.040 | 27.435 | 21.061 | 1'36.335 | 195,7 | 12:51'53.478 | 16 | 24.322 | 24.205 | 31.714 | 22.038 | 1'42.279 | 169,0 | 12:53'26.907 |
| 16 | 24.483 | 24.676 | 30.409 | 21.967 | 1'41.535 | 191,2 | 12:53'35.013 | 17 | 30.738 | 39.055 | 47.608 | 30.173 | 2'27.574 | 122,6 | 12:55'54.481 |
| 17 | 27.817 | 37.395 | 47.896 | 29.457 | 2'22.565 | 144,2 | 12:55'57.578 | 18 | 34.382 | 33.741 | 38.054 | 33.780 | 2'19.957 | 144,4 | 12:58'14.438 |
| 18 | 34.547 | 34.102 | 37.677 | 32.178 | 2'18.504 | 145,6 | 12:58'16.082 | 19 | 25.718 | 23.976 | 27.857 | 21.263 | 1'38.814 | 199,6 | 12:59'53.252 |
| 19 | 25.375 | 23.390 | 27.775 | 21.676 | 1'38.216 | 198,9 | 12:59'54.298 | | | | | | | | Race Time 32'16.420 |

Race Time 32'17.466

| 86 B. VALINT (1'35.536) | | | | | | | |
|-------------------------|--------|--------|--------|--------|----------|-------|--------------|
| Lap | Seg.1 | Seg.2 | Seg.3 | Seg.4 | Lap Time | km/h | Local Time |
| 1 | | 24.126 | 27.631 | 21.039 | 1'46.425 | 193,2 | 12:29'23.257 |
| 2 | 24.456 | 23.300 | 27.344 | 20.978 | 1'36.078 | 196,0 | 12:30'59.335 |
| 3 | 25.211 | 23.425 | 27.744 | 21.367 | 1'37.747 | 197,1 | 12:32'37.082 |
| 4 | 24.621 | 23.206 | 27.403 | 20.958 | 1'36.188 | 195,7 | 12:34'13.270 |
| 5 | 24.394 | 23.338 | 27.163 | 21.288 | 1'36.183 | 196,4 | 12:35'49.453 |
| 6 | 24.581 | 23.103 | 27.401 | 21.352 | 1'36.437 | 195,7 | 12:37'25.890 |
| 7 | 24.855 | 23.158 | 27.275 | 21.044 | 1'36.332 | 197,8 | 12:39'02.222 |
| 8 | 24.659 | 23.100 | 27.122 | 20.926 | 1'35.807 | 197,8 | 12:40'38.029 |
| 9 | 24.377 | 23.232 | 27.635 | 20.924 | 1'36.168 | 193,2 | 12:42'14.197 |
| 10 | 24.347 | 23.156 | 27.325 | 20.817 | 1'35.645 | 193,9 | 12:43'49.842 |
| 11 | 24.438 | 23.179 | 27.552 | 21.345 | 1'36.514 | 194,2 | 12:45'26.356 |
| 12 | 24.678 | 23.296 | 27.449 | 21.092 | 1'36.515 | 193,5 | 12:47'02.871 |
| 13 | 24.108 | 23.231 | 27.428 | 20.822 | 1'35.589 | 193,9 | 12:48'38.460 |
| 14 | 24.186 | 23.176 | 27.403 | 20.771 | 1'35.536 | 193,9 | 12:50'13.996 |
| 15 | 24.341 | 23.227 | 27.551 | 21.152 | 1'36.271 | 194,2 | 12:51'50.267 |

Race Time 24'13.435

| 87 O. BEARMAN (1'34.911) | | | | | | | |
|--------------------------|--------|--------|--------|--------|----------|-------|--------------|
| Lap | Seg.1 | Seg.2 | Seg.3 | Seg.4 | Lap Time | km/h | Local Time |
| 1 | | 23.560 | 27.601 | 21.116 | 1'42.515 | 193,5 | 12:29'19.347 |
| 2 | 24.738 | 23.394 | 27.388 | 20.882 | 1'36.402 | 194,6 | 12:30'55.749 |
| 3 | 24.332 | 23.180 | 27.344 | 20.815 | 1'35.671 | 194,6 | 12:32'31.420 |
| 4 | 24.255 | 23.140 | 27.379 | 20.760 | 1'35.534 | 194,6 | 12:34'06.954 |
| 5 | 24.162 | 23.189 | 27.324 | 20.945 | 1'35.620 | 195,3 | 12:35'42.574 |
| 6 | 24.229 | 23.125 | 27.220 | 20.716 | 1'35.290 | 195,7 | 12:37'17.864 |
| 7 | 24.255 | 23.063 | 27.290 | 20.690 | 1'35.298 | 195,7 | 12:38'53.162 |
| 8 | 24.252 | 22.975 | 27.169 | 20.758 | 1'35.154 | 195,3 | 12:40'28.316 |
| 9 | 24.142 | 23.126 | 27.224 | 20.683 | 1'35.175 | 196,0 | 12:42'03.491 |
| 10 | 24.129 | 22.988 | 27.174 | 20.673 | 1'34.964 | 196,0 | 12:43'38.455 |
| 11 | 24.251 | 23.058 | 27.196 | 20.675 | 1'35.180 | 194,9 | 12:45'13.635 |
| 12 | 24.145 | 22.913 | 27.178 | 20.675 | 1'34.911 | 195,7 | 12:46'48.546 |
| 13 | 24.112 | 23.042 | 27.143 | 20.770 | 1'35.067 | 196,0 | 12:48'23.613 |
| 14 | 24.187 | 22.903 | 27.260 | 20.783 | 1'35.133 | 196,4 | 12:49'58.746 |
| 15 | 24.254 | 23.046 | 27.187 | 20.707 | 1'35.194 | 195,7 | 12:51'33.940 |
| 16 | 24.144 | 23.460 | 32.338 | 23.244 | 1'43.186 | 170,9 | 12:53'17.126 |
| 17 | 36.828 | 38.189 | 47.762 | 30.515 | 2'33.294 | 120,5 | 12:55'50.420 |
| 18 | 34.917 | 32.988 | 39.255 | 34.860 | 2'22.020 | 151,0 | 12:58'12.440 |

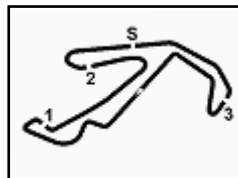
06/06/2021

P = Pits In/Out - C = Lap Time Cancelled



Powered by FICr PERUGIA TIMING



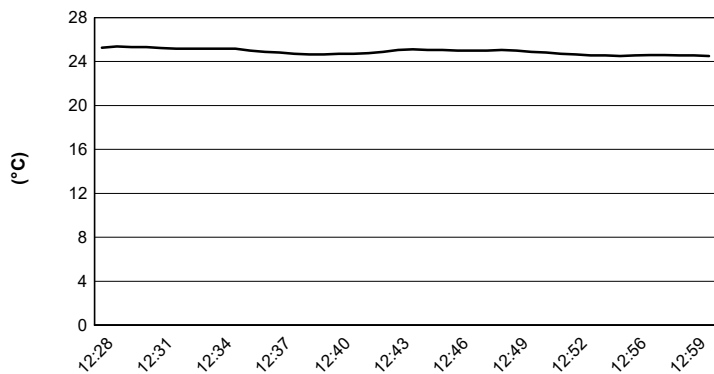


ACI Racing Weekend Misano, 5-6 Giugno 2021 Italian F4 Championship by Abarth - Weather Report Race 3

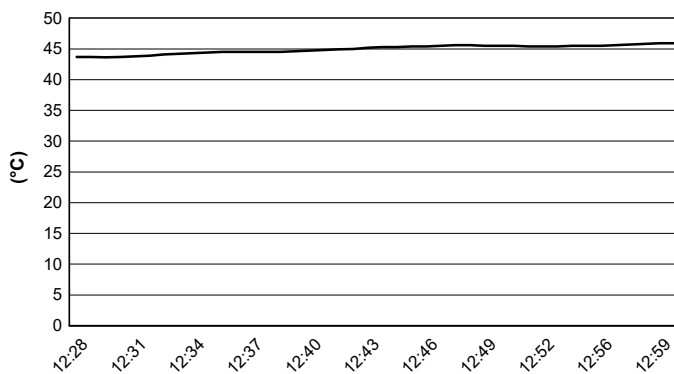
Misano Circuit Sic 58.4.226 m

Session started 12:28 - Session ended 13:00

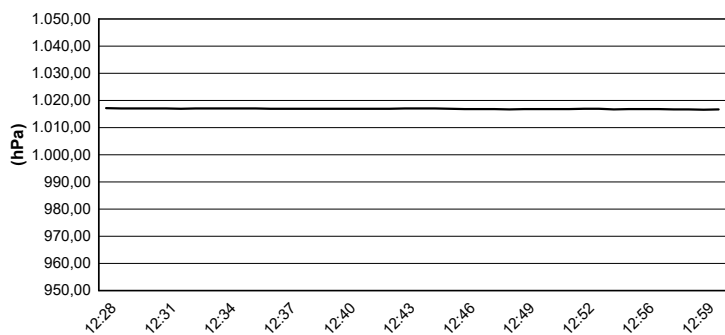
Air Temperature



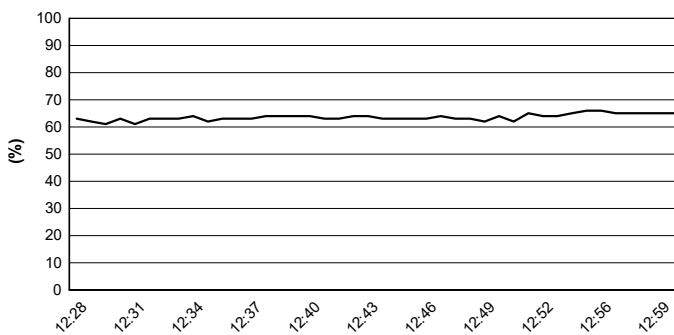
Track Temperature



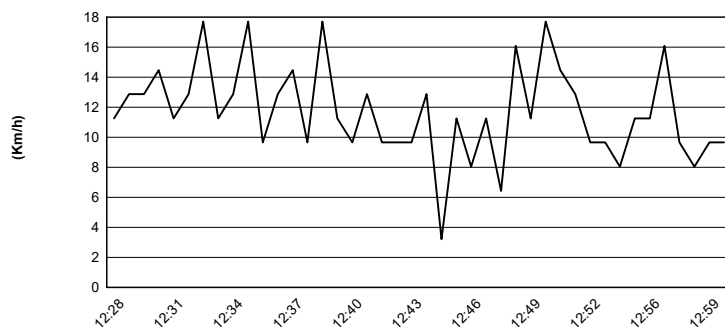
Air Pressure



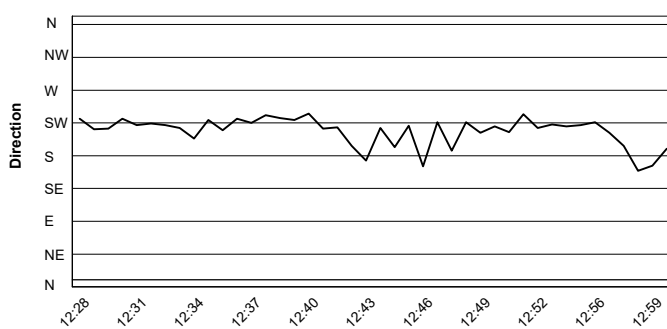
Humidity



Wind Speed

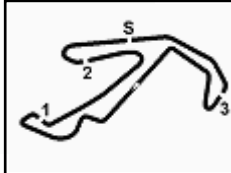


Wind Direction



06/06/2021



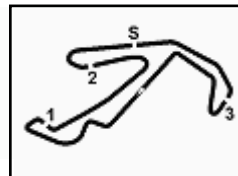


ACI Racing Weekend Misano, 5-6 Giugno 2021
Italian F4 Championship by Abarth - Standing

Misano Circuit Sic 58 4.226 m

| Points | Points From First | Points From Previous | May 16 | June 6 | June 27 | July 25 | September 12 | October 10 | October 31 | | | | | | | | | | |
|--------|------------------------------|----------------------|---------------|------------|------------|---------|---------------|------------|------------|--|--|--|--|--|--|--|--|--|--|
| | | | PAUL RICARD | MISANO | VALLELUNGA | IMOLA | RED BULL RING | MUGELLO | MONZA | | | | | | | | | | |
| 1 | BEARMAN Oliver (GBR) | 107 | 15 18 6 25 | 18 25 | | | | | | | | | | | | | | | |
| 2 | FORNAROLI Leonardo (ITA) | 80 27 | 6 12 4 15 | 25 18 | | | | | | | | | | | | | | | |
| 3 | TRAMNITZ Tim (DEU) | 68 39 12 | 18 25 25 | | | | | | | | | | | | | | | | |
| 4 | SMAL Kirill (RUS) | 66 41 2 | 25 15 | 2 12 12 | | | | | | | | | | | | | | | |
| 5 | MONTOYA Sebastian (COL) | 63 44 3 | 10 12 | 8 15 18 | | | | | | | | | | | | | | | |
| 6 | LOMKO Vlad (RUS) | 35 72 28 | 12 15 8 | | | | | | | | | | | | | | | | |
| 7 | BERNIER Victor (FRA) | 30 77 5 | 8 10 | 6 6 10 | | | | | | | | | | | | | | | |
| 8 | BROWNING Luke (GBR) | 27 80 3 | 1 8 18 | | | | | | | | | | | | | | | | |
| 9 | MEGUETOUNIF Sami (FRA) | 22 85 5 | | 4 10 8 | | | | | | | | | | | | | | | |
| 10 | DÜRKSEN Joshua (PRY) | 20 87 2 | 4 6 10 | | | | | | | | | | | | | | | | |
| 11 | AL QUBAISI Hamda (UAE) | 17 90 3 | | 15 2 | | | | | | | | | | | | | | | |
| 12 | DUFEK Joshua (AUT) | 16 91 1 | 2 4 | 8 2 | | | | | | | | | | | | | | | |
| 13 | RIED Jonas (DEU) | 13 94 3 | 1 12 | | | | | | | | | | | | | | | | |
| 14 | BEDRIN Nikita (RUS) | 11 96 2 | 10 1 | | | | | | | | | | | | | | | | |
| 15 | LAURSEN Conrad (DNK) | 10 97 1 | 10 | | | | | | | | | | | | | | | | |
| 16 | BIZZOTTO Leonardo (ITA) | 7 100 3 | | 1 6 | | | | | | | | | | | | | | | |
| 17 | CENYU Han (CHN) | 4 103 3 | | 4 | | | | | | | | | | | | | | | |
| 18 | BAPTISTE Nicolas (COL) | 4 103 0 | | 4 | | | | | | | | | | | | | | | |
| 19 | SIMONAZZI Francesco (ITA) | 4 103 0 | 2 2 | | | | | | | | | | | | | | | | |
| 20 | PATRESE Lorenzo (ITA) | 2 105 2 | 1 | 1 | | | | | | | | | | | | | | | |




ACI Racing Weekend Misano, 5-6 Giugno 2021
Italian F4 Championship by Abarth - Starting Grid Race 3 (Duration: 30' +1 Lap)

Misano Circuit Sic 58 4.226 m

| | | | | | | |
|----|--------------------------------------|----------|----|---|----------|----|
| 54 | AMAND M. Tatuus F4 T0 | 1'35.526 | 27 | GARCJARCE DAVILA Tatuus F4 T0 | 1'36.157 | 15 |
| 52 | REXHEPI E. Tatuus F4 T0 | 1'35.357 | 73 | ARMANNI P. Tatuus F4 T0 | 1'35.491 | 14 |
| 10 | DÜRKSEN J. Tatuus F4 T0 | 1'35.271 | 77 | PERINO P. Tatuus F4 T0 | 1'35.339 | 13 |
| 11 | REVESZ L. Tatuus F4 T0 | 1'35.134 | 24 | WISNICKI P. Tatuus F4 T0 | 1'35.206 | 12 |
| 28 | BRASCHI F. Tatuus F4 T0 | 1'35.098 | 13 | DUFEK J. Tatuus F4 T0 | 1'35.132 | 11 |
| 25 | BEN S. Tatuus F4 T0 | 1'35.001 | 23 | ZUNIGA E. Tatuus F4 T0 | 1'35.073 | 10 |
| 18 | GENYU H. Tatuus F4 T0 | 1'34.935 | 83 | WEUG M. Tatuus F4 T0 | 1'34.936 | 9 |
| 35 | BAPTISTE N. Tatuus F4 T0 | 1'34.910 | 41 | RIED J. Tatuus F4 T0 | 1'34.914 | 8 |
| 37 | SZTUKA K. Tatuus F4 T0 | 1'34.888 | 12 | PATRESE L. Tatuus F4 T0 | 1'34.902 | 7 |
| 86 | VALINT B. Tatuus F4 T0 | 1'34.835 | 20 | LAURSEN C. Tatuus F4 T0 | 1'34.865 | 6 |
| 15 | BEDRIN N. Tatuus F4 T0 | 1'34.804 | 17 | BIZZOTTO L. Tatuus F4 T0 | 1'34.815 | 5 |
| 88 | AL QUBAISI H. Tatuus F4 T0 | 1'34.506 | 55 | BERNIER V. Tatuus F4 T0 | 1'34.574 | 4 |
| 7 | SMAL K. Tatuus F4 T0 | 1'34.387 | 56 | MEGUETOUNIF S. Tatuus F4 T0 | 1'34.422 | 3 |
| 72 | FORNAROLI L. Tatuus F4 T0 | 1'34.193 | 6 | MONTOYA S. Tatuus F4 T0 | 1'34.300 | 2 |
| | | | 87 | BEARMAN O. Tatuus F4 T0 | 1'34.078 | 1 |

