

# ACI Racing Weekend Misano, 5-6 Giugno 2021

## Italian F4 Championship by Abarth - Results Free Practice 2

Misano Circuit Sic 58 4.226 m

No.	Driver	Nat	Entrant	Team	Car	Class	Time	Gap	Rel.	Laps
1	<b>55 BERNIER</b> Victor	FRA	R-ACE GP	R-ACE GP	Tatuus F4 T014 Abarth		<b>1'34.393</b>			18
2	<b>7 SMAL</b> Kirill	RUS	Prema Powerteam	Prema Powerteam	Tatuus F4 T014 Abarth		<b>1'34.393</b>			18
3	<b>72 FORNAROLI</b> Leonardo	ITA	Iron Lynx	Iron Lynx	Tatuus F4 T014 Abarth		<b>1'34.443</b>	0.050	0.050	19
4	<b>6 MONTOYA</b> Sebastian	COL	Prema Powerteam	Prema Powerteam	Tatuus F4 T014 Abarth		<b>1'34.474</b>	0.081	0.031	17
5	<b>56 MEGUETOUNIF</b> Sami	FRA	R-ACE GP	R-ACE GP	Tatuus F4 T014 Abarth		<b>1'34.496</b>	0.103	0.022	17
6	<b>10 DÜRKSEN</b> Joshua	PRY	Muecke Motorsport	Muecke Motorsport	Tatuus F4 T014 Abarth		<b>1'34.649</b>	0.256	0.153	18
7	<b>88 AL QUBAISI</b> Hamda	UAE	Prema Powerteam	Prema Powerteam	Tatuus F4 T014 Abarth		<b>1'34.704</b>	0.311	0.055	19
8	<b>41 RIED</b> Jonas	DEU	Muecke Motorsport	Muecke Motorsport	Tatuus F4 T014 Abarth	R	<b>1'34.843</b>	0.450	0.139	16
9	<b>87 BEARMAN</b> Oliver	GBR	Van Amersfoort Racing	Van Amersfoort Racing	Tatuus F4 T014 Abarth		<b>1'34.862</b>	0.469	0.019	22
10	<b>35 BAPTISTE</b> Nicolas	COL	Cram Motorsport	Cram Motorsport	Tatuus F4 T014 Abarth	R	<b>1'34.888</b>	0.495	0.026	20
11	<b>23 ZUNIGA</b> Erick	MEX	Muecke Motorsport	Muecke Motorsport	Tatuus F4 T014 Abarth		<b>1'34.890</b>	0.497	0.002	18
12	<b>20 CONRAD</b> Laursen	DNK	Prema Powerteam	Prema Powerteam	Tatuus F4 T014 Abarth	R	<b>1'34.970</b>	0.577	0.080	17
13	<b>13 DUFEK</b> Joshua	AUT	Van Amersfoort Racing	Van Amersfoort Racing	Tatuus F4 T014 Abarth		<b>1'35.008</b>	0.615	0.038	21
14	<b>15 BEDRIN</b> Nikita	RUS	Van Amersfoort Racing	Van Amersfoort Racing	Tatuus F4 T014 Abarth	R	<b>1'35.019</b>	0.626	0.011	22
15	<b>28 BRASCHI</b> Francesco	ITA	Jenzer Motorsport	Jenzer Motorsport	Tatuus F4 T014 Abarth	R	<b>1'35.098</b>	0.705	0.079	18
16	<b>24 WISNICKI</b> Piotr	POL	Jenzer Motorsport	Jenzer Motorsport	Tatuus F4 T014 Abarth		<b>1'35.141</b>	0.748	0.043	16
17	<b>18 CENYU</b> Han	CHN	Van Amersfoort Racing	Van Amersfoort Racing	Tatuus F4 T014 Abarth		<b>1'35.148</b>	0.755	0.007	22
18	<b>83 WEUG</b> Maya	BEL	Iron Lynx	Iron Lynx	Tatuus F4 T014 Abarth	R	<b>1'35.155</b>	0.762	0.007	18
19	<b>54 AMAND</b> Marcus	FRA	R-ACE GP	R-ACE GP	Tatuus F4 T014 Abarth	R	<b>1'35.228</b>	0.835	0.073	15
20	<b>52 REXHEPI</b> Eron	CHE	BVM Racing	BVM Racing	Tatuus F4 T014 Abarth	R	<b>1'35.234</b>	0.841	0.006	20
21	<b>37 SZTUKA</b> Kacper	POL	AS Motorsport	AS Motorsport	Tatuus F4 T014 Abarth	R	<b>1'35.246</b>	0.853	0.012	18
22	<b>17 BIZZOTTO</b> Leonardo	ITA	BVM Racing	BVM Racing	Tatuus F4 T014 Abarth	R	<b>1'35.298</b>	0.905	0.052	18
23	<b>12 PATRESE</b> Lorenzo	ITA	AKM Motorsport	AKM Motorsport	Tatuus F4 T014 Abarth	R	<b>1'35.344</b>	0.951	0.046	18
24	<b>86 VALINT</b> Bence	HUN	Van Amersfoort Racing	Van Amersfoort Racing	Tatuus F4 T014 Abarth		<b>1'35.345</b>	0.952	0.001	21
25	<b>25 BEN</b> Samir	CHE	Jenzer Motorsport	Jenzer Motorsport	Tatuus F4 T014 Abarth	R	<b>1'35.482</b>	1.089	0.137	17
26	<b>73 ARMANNI</b> Pietro	ITA	Iron Lynx	Iron Lynx	Tatuus F4 T014 Abarth	R	<b>1'35.524</b>	1.131	0.042	18
27	<b>27 GARCJARCE DAVILA</b> Jorge	MEX	Jenzer Motorsport	Jenzer Motorsport	Tatuus F4 T014 Abarth		<b>1'35.647</b>	1.254	0.123	17
28	<b>77 PERINO</b> Pedro	POR	DR Formula	DR Formula	Tatuus F4 T014 Abarth	R	<b>1'35.772</b>	1.379	0.125	20
29	<b>11 REVESZ</b> Levente	HUN	AKM Motorsport	AKM Motorsport	Tatuus F4 T014 Abarth	R	<b>1'35.930</b>	1.537	0.158	22
30	<b>68 REYNOSO SANTIAGO</b> Ramos	MEX	Jenzer Motorsport	Jenzer Motorsport	Tatuus F4 T014 Abarth					0

Humidity:	62%	AIR	24°C
Condition:	DRY	Temp:	47°C

Race Director : Fabrizio Fondacci

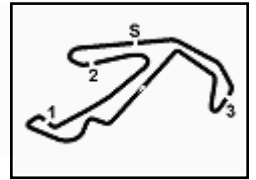
Clerk of the Course : Alessandro Ferrari

04/06/2021 Start 12:39 End 13:22



Powered by FICr PERUGIA TIMING





## ACI Racing Weekend Misano, 5-6 Giugno 2021

### Italian F4 Championship by Abarth - Ideal Times Free Practice 2

Misano Circuit Sic 58 4.226 m

No. Driver	Car	Seg. 1	Seg. 2	Seg. 3	Seg. 4	Ideal Time		
		Diff. 1	Diff. 2	Diff. 3	Diff. 4	Best Lap	Pos.	Diff.
1 <b>55 BERNIER V.</b> (FRA)	Tatuus F4 T014 Abarth	23.878 +0.136	22.858 +0.044	26.966	20.511	<b>1'34.213</b> 1'34.393	2	0.180
2 <b>7 SMAL K.</b> (RUS)	Tatuus F4 T014 Abarth	23.933 +0.078	22.786 +0.027	26.975 +0.072	20.522	<b>1'34.216</b> 1'34.393	1	0.177
3 <b>72 FORNAROLI L.</b> (ITA)	Tatuus F4 T014 Abarth	23.924	22.880 +0.082	26.987	20.529 +0.041	<b>1'34.320</b> 1'34.443	3	0.123
4 <b>6 MONTOYA S.</b> (COL)	Tatuus F4 T014 Abarth	23.902	22.813 +0.086	27.095 +0.029	20.549	<b>1'34.359</b> 1'34.474	4	0.115
5 <b>56 MEGUETOUNIF S.</b> (FRA)	Tatuus F4 T014 Abarth	23.954	22.853	27.039 +0.021	20.603 +0.026	<b>1'34.449</b> 1'34.496	5	0.047
6 <b>10 DÜRKSEN J.</b> (PRY)	Tatuus F4 T014 Abarth	23.903 +0.057	22.858 +0.027	27.050 +0.054	20.700	<b>1'34.511</b> 1'34.649	6	0.138
7 <b>87 BEARMAN O.</b> (GBR)	Tatuus F4 T014 Abarth	24.041 +0.051	22.892 +0.153	26.975 +0.122	20.628	<b>1'34.536</b> 1'34.862	9	0.326
8 <b>41 RIED J.</b> (DEU)	Tatuus F4 T014 Abarth	24.045 +0.073	22.943 +0.080	27.034 +0.123	20.545	<b>1'34.567</b> 1'34.843	8	0.276
9 <b>88 AL QUBAISI H.</b> (UAE)	Tatuus F4 T014 Abarth	24.029 +0.007	22.926 +0.014	27.045 +0.039	20.644	<b>1'34.644</b> 1'34.704	7	0.060
10 <b>35 BAPTISTE N.</b> (COL)	Tatuus F4 T014 Abarth	24.011	22.865	27.084 +0.065	20.724 +0.139	<b>1'34.684</b> 1'34.888	10	0.204
11 <b>13 DUFEK J.</b> (AUT)	Tatuus F4 T014 Abarth	24.070 +0.118	22.902 +0.099	27.092 +0.048	20.679	<b>1'34.743</b> 1'35.008	13	0.265
12 <b>20 CONRAD L.</b> (DNK)	Tatuus F4 T014 Abarth	24.124 +0.011	22.803 +0.114	27.093 +0.091	20.734	<b>1'34.754</b> 1'34.970	12	0.216
13 <b>15 BEDRIN N.</b> (RUS)	Tatuus F4 T014 Abarth	24.086	22.876 +0.076	27.109 +0.179	20.693	<b>1'34.764</b> 1'35.019	14	0.255
14 <b>23 ZUNIGA E.</b> (MEX)	Tatuus F4 T014 Abarth	24.046 +0.023	22.899	27.197 +0.017	20.703 +0.005	<b>1'34.845</b> 1'34.890	11	0.045
15 <b>24 WISNICKI P.</b> (POL)	Tatuus F4 T014 Abarth	23.986	22.933	27.243	20.776 +0.203	<b>1'34.938</b> 1'35.141	16	0.203
16 <b>28 BRASCHI F.</b> (ITA)	Tatuus F4 T014 Abarth	24.148 +0.020	22.981	27.164 +0.125	20.660	<b>1'34.953</b> 1'35.098	15	0.145
17 <b>18 CENYU H.</b> (CHN)	Tatuus F4 T014 Abarth	24.242 +0.082	22.885 +0.008	27.228 +0.099	20.604	<b>1'34.959</b> 1'35.148	17	0.189
18 <b>17 BIZZOTTO L.</b> (ITA)	Tatuus F4 T014 Abarth	24.137	22.975	27.219 +0.103	20.689 +0.175	<b>1'35.020</b> 1'35.298	22	0.278
19 <b>37 SZTUKA K.</b> (POL)	Tatuus F4 T014 Abarth	24.099	22.970 +0.004	27.230 +0.126	20.804 +0.013	<b>1'35.103</b> 1'35.246	21	0.143
20 <b>52 REXHEPI E.</b> (CHE)	Tatuus F4 T014 Abarth	24.133	23.001 +0.020	27.190 +0.069	20.788 +0.033	<b>1'35.112</b> 1'35.234	20	0.122
21 <b>83 WEUG M.</b> (BEL)	Tatuus F4 T014 Abarth	24.199	22.902	27.294	20.721 +0.039	<b>1'35.116</b> 1'35.155	18	0.039
22 <b>25 BEN S.</b> (CHE)	Tatuus F4 T014 Abarth	24.139 +0.109	23.034 +0.094	27.319 +0.071	20.650 +0.066	<b>1'35.142</b> 1'35.482	25	0.340
23 <b>12 PATRESE L.</b> (ITA)	Tatuus F4 T014 Abarth	24.164 +0.041	22.972 +0.131	27.245	20.791	<b>1'35.172</b> 1'35.344	23	0.172
24 <b>54 AMAND M.</b> (FRA)	Tatuus F4 T014 Abarth	24.110	23.068	27.277	20.773	<b>1'35.228</b> 1'35.228	19	
25 <b>86 VALINT B.</b> (HUN)	Tatuus F4 T014 Abarth	24.111 +0.039	23.095	27.231 +0.008	20.861	<b>1'35.298</b> 1'35.345	24	0.047
26 <b>73 ARMANNI P.</b> (ITA)	Tatuus F4 T014 Abarth	24.126 +0.162	23.102	27.263 +0.044	20.827	<b>1'35.318</b> 1'35.524	26	0.206
27 <b>27 GARCJARCE DAVILA J</b>	Tatuus F4 T014 Abarth	24.317	23.098 +0.074	27.344	20.758 +0.056	<b>1'35.517</b> 1'35.647	27	0.130
28 <b>77 PERINO P.</b> (POR)	Tatuus F4 T014 Abarth	24.203 +0.019	23.100 +0.009	27.346 +0.075	20.894 +0.126	<b>1'35.543</b> 1'35.772	28	0.229
29 <b>11 REVESZ L.</b> (HUN)	Tatuus F4 T014 Abarth	24.348 +0.031	23.049 +0.064	27.292 +0.131	20.930 +0.085	<b>1'35.619</b> 1'35.930	29	0.311
<b>68 REYNOSO SANTIAGO</b>	Tatuus F4 T014 Abarth							
<b>Overall Ideal Time</b>		23.878	22.786	26.966	20.511	<b>1'34.141</b>		

04/06/2021

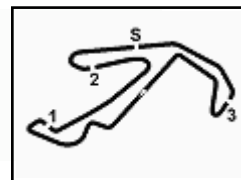


ACI Global Servizi



Powered by FICr PERUGIA TIMING





ACI Racing Weekend Misano, 5-6 Giugno 2021  
Italian F4 Championship by Abarth - Analysis Free Practice 2

Misano Circuit Sic 58 4.226 m

1 / 6

6 S. MONTOYA (1'34.474)

Lap	Seg.1	Seg.2	Seg.3	Seg.4	Lap Time	km/h	Local Time
1		26.712	29.486	42.301	186.2	12:42'23.647	
2	55.048	23.266	27.586	20.886	2'06.786P	192.5	12:44'30.433
3	24.258	23.099	27.322	21.157	1'35.836	194.9	12:46'06.269
4	24.273	23.019	27.183	20.984	1'35.459	196.4	12:47'41.728
5	24.193	23.032	34.429	23.180	1'44.834	155.4	12:49'26.562
6	24.326	23.042	27.327	20.791	1'35.486	195.3	12:51'02.048
7	24.162	23.005	27.363	20.788	1'35.318	194.9	12:52'37.366
8	24.218	22.972	27.230	20.845	1'35.265	195.3	12:54'12.631
9	24.175	23.035	27.187	34.650	1'49.047P	195.3	12:56'01.678
10	8'25.923	28.407	30.169	21.530	9'46.029P	181.8	13:05'47.707
11	25.870	24.302	28.248	20.835	1'39.255	185.9	13:07'26.962
12	24.158	23.034	27.143	20.718	1'35.053	194.9	13:09'02.015
13	23.942	22.873	27.095	20.677	1'34.587	196.7	13:10'36.602
14	25.097	23.425	27.935	20.791	1'37.330	194.9	13:12'13.932
15	23.969	22.982	27.188	20.607	1'34.746C	195.3	13:13'48.678
16	23.935	22.813	27.151	20.687	1'34.586	195.3	13:15'23.264
17	23.902	22.899	27.124	20.549	1'34.474	195.7	13:16'57.738
18	23.914	22.936	27.417	34.419	1'48.686P	195.3	13:18'46.424

19 23.977 22.858 27.066 20.767 1'34.668 195.7 13:21'29.616

11 L. REVESZ (1'35.930)

Lap	Seg.1	Seg.2	Seg.3	Seg.4	Lap Time	km/h	Local Time
1							12:41'15.551
2	45.838	25.597	30.310	38.713	2'20.458P	185.6	12:43'36.009
3	1'26.150	24.112	27.985	21.294	2'39.541P	191.8	12:46'15.550
4	24.986	23.435	27.843	21.671	1'37.935	192.9	12:47'53.485
5	24.612	23.458	27.671	21.150	1'36.891	193.2	12:49'30.376
6	25.006	23.520	27.602	21.393	1'37.521	194.6	12:51'07.897
7	24.873	23.360	27.551	20.996	1'36.780	193.9	12:52'44.677
8	24.522	23.313	27.488	21.037	1'36.360	193.9	12:54'21.037
9	24.573	23.265	27.396	20.994	1'36.228	194.2	12:55'57.265
10	24.481	23.189	27.372	21.047	1'36.089	194.2	12:57'33.354
11	24.792	23.336	27.454	21.113	1'36.695	193.9	12:59'10.049
12	24.537	23.239	27.505	21.103	1'36.384	192.9	13:00'46.433
13	24.384	23.269	27.464	21.011	1'36.128	193.2	13:02'22.561
14	24.348	23.199	27.405	21.054	1'36.006	193.5	13:03'58.567
15	24.505	23.276	27.455	21.095	1'36.331	193.9	13:05'34.898
16	24.467	23.143	28.003	21.024	1'36.637	195.3	13:07'11.535
17	24.506	23.139	27.338	20.985	1'35.968	194.6	13:08'47.503
18	24.379	23.113	27.423	21.015	1'35.930	194.2	13:10'23.433
19	24.471	23.049	27.388	21.042	1'35.950	194.2	13:11'59.383
20	24.709	23.163	27.384	20.930	1'36.186	194.6	13:13'35.569
21	24.359	23.066	27.542	21.020	1'35.987	193.2	13:15'11.556
22	24.451	23.268	27.292	21.422	1'36.433	194.2	13:16'47.989
23	24.539	23.736	27.759	1'42.302	2'58.336P	194.2	13:19'46.325

7 K. SMAL (1'34.393)

Lap	Seg.1	Seg.2	Seg.3	Seg.4	Lap Time	km/h	Local Time
1		25.602	29.772	42.392	183.4	12:42'25.997	
2	57.321	23.650	28.157	21.064	2'10.192P	190.8	12:44'36.189
3	24.332	23.135	27.531	20.836	1'35.834	194.9	12:46'12.023
4	24.287	23.035	27.490	20.841	1'35.653	194.9	12:47'47.676
5	24.327	23.090	27.443	20.847	1'35.707	194.6	12:49'23.383
6	24.430	29.104	29.204	21.013	1'43.751	189.5	12:51'07.134
7	24.370	23.077	27.387	20.824	1'35.658	195.3	12:52'42.792
8	24.277	22.990	27.252	20.849	1'35.368	195.7	12:54'18.160
9	24.166	22.917	27.326	20.791	1'35.200	195.3	12:55'53.360
10	24.534	23.158	27.409	36.002	1'51.103P	195.3	12:57'44.463
11	8'54.667	27.000	31.112	21.935	10'14.714P	162.9	13:07'59.177
12	26.737	24.306	28.323	21.350	1'40.716	189.8	13:09'39.893
13	24.177	22.837	27.162	20.556	1'34.732	196.0	13:11'14.625
14	24.046	22.818	26.975	20.813	1'34.652	196.7	13:12'49.277
15	29.919	24.928	34.793	21.978	1'51.618	109.2	13:14'40.895
16	23.933	22.786	27.155	20.540	1'34.414	196.0	13:16'15.309
17	25.217	28.172	29.040	21.017	1'43.446	189.8	13:17'58.755
18	24.049	22.827	27.152	20.643	1'34.671	196.0	13:19'33.426
19	24.011	22.813	27.047	20.522	1'34.393	196.0	13:21'07.819

12 L. PATRESE (1'35.344)

Lap	Seg.1	Seg.2	Seg.3	Seg.4	Lap Time	km/h	Local Time
1							12:40'45.653
2	44.616	25.452	28.854	22.181	2'01.103P	190.8	12:42'46.756
3	25.641	24.444	28.152	21.319	1'39.556	190.5	12:44'26.312
4	24.578	23.383	27.698	21.955	1'37.614	193.2	12:46'03.926
5	24.508	23.165	27.551	20.964	1'36.188	194.6	12:47'40.114
6	24.538	23.108	27.434	21.141	1'36.221	195.7	12:49'16.335
7	24.676	23.405	27.422	21.027	1'36.530	195.7	12:50'52.865
8	24.471	23.054	27.408	21.001	1'35.934	195.7	12:52'28.799
9	24.522	23.150	27.489	20.996	1'36.157	196.4	12:54'04.956
10	24.487	23.087	27.590	20.830	1'35.994	194.6	12:55'40.950
11	24.727	23.145	27.341	20.924	1'36.137	195.7	12:57'17.087
12	24.794	23.358	27.659	8'24.303	9'40.114P	194.6	13:06'57.201
13	45.503	25.020	28.589	21.626	2'00.738P	190.5	13:08'57.939
14	24.934	23.337	31.129	20.963	1'40.363	173.9	13:10'38.302
15	24.254	23.359	28.094	20.808	1'36.515	187.5	13:12'14.817
16	24.205	23.103	27.245	20.791	1'35.344	196.0	13:13'50.161
17	24.342	22.972	27.537	20.800	1'35.651	194.6	13:15'25.812
18	24.164	23.046	27.296	20.827	1'35.333C	194.9	13:17'01.145
19	24.308	23.010	27.357	20.853	1'35.528	196.0	13:18'36.673

10 J. DÜRKSEN (1'34.649)

Lap	Seg.1	Seg.2	Seg.3	Seg.4	Lap Time	km/h	Local Time
1		27.727	32.328	22.132	157.9	12:42'36.955	
2	24.598	23.530	29.334	21.281	1'38.743	193.2	12:44'15.698
3	24.454	23.305	27.462	21.084	1'36.305	193.5	12:45'52.003
4	24.282	23.406	27.301	20.991	1'35.980	194.2	12:47'27.983
5	24.470	23.214	27.231	20.937	1'35.852	194.9	12:49'03.835
6	24.176	23.138	27.303	20.851	1'35.468	194.6	12:50'39.303
7	24.193	23.100	27.306	21.171	1'35.770C	194.9	12:52'15.073
8	24.175	22.969	27.296	20.856	1'35.296	194.9	12:53'50.369
9	27.075	23.262	27.796	36.165	1'54.298P	196.4	12:55'44.667
10	9'47.799	28.841	29.488	21.586	11'07.714P	186.5	13:06'52.381
11	25.696	24.109	29.649	21.030	1'40.484	180.9	13:08'32.865
12	24.047	23.138	27.333	20.890	1'35.408	194.9	13:10'08.273
13	23.933	22.968	27.179	20.682	1'34.762C	195.7	13:11'43.035
14	23.962	23.099	27.316	20.883	1'35.260	194.2	13:13'18.295
15	24.104	26.818	30.667	20.846	1'42.435	175.6	13:15'00.730
16	23.960	22.885	27.104	20.700	1'34.649	194.9	13:16'35.379
17	23.903	22.932	27.050	20.771	1'34.656	196.0	13:18'10.035
18	26.383	25.934	28.265	24.331	1'44.913	194.6	13:19'54.948

13 J. DUFEK (1'35.008)

Lap	Seg.1	Seg.2	Seg.3	Seg.4	Lap Time	km/h	Local Time
1		25.299	29.935	49.504	180.0	12:42'38.243	
2	1'14.607	24.718	29.494	41.269	2'50.088P	179.4	12:45'28.331
3	2'05.286	23.214	27.424	22.455	3'18.379P	194.9	12:48'46.710
4	24.485	23.076	27.443	20.884	1'35.888	195.3	12:50'22.598
5	24.288	23.004	27.425	20.893	1'35.610	196.0	12:51'58.208
6	24.324	23.017	27.190	20.928	1'35.459	197.8	12:53'33.667
7	24.535	23.039	27.446	20.703	1'35.723	194.9	12:55'09.390
8	24.130	23.052	27.274	20.697	1'35.153	195.7	12:56'44.543
9	24.234	23.012	27.165	20.759	1'35.170	196.4	12:58'19.713
10	24.263	22.902	27.310	20.825	1'35.300	195.3	12:59'55.013
11	24.070	23.021	27.214	20.768	1'35.073	195.3	13:01'30.086

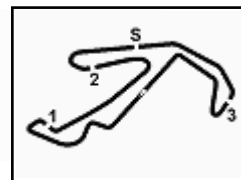
04/06/2021

P = Pits In/Out - C = Lap Time Cancelled



Powered by FICr PERUGIA TIMING





ACI Racing Weekend Misano, 5-6 Giugno 2021  
Italian F4 Championship by Abarth - Analysis Free Practice 2

Misano Circuit Sic 58 4.226 m

2 / 6

12	24.194	22.962	<b>27.092</b>	20.769	1'35.017	195,3	13:03'05.103	2	28.294	25.401	32.079	45.122	2'10.896P	158,6	12:44'29.795
13	24.188	23.001	27.140	<b>20.679</b>	<b>1'35.008</b>	195,3	13:04'40.111	3	1'50.353	25.048	30.237	41.750	3'27.388P	187,2	12:47'57.183
14	24.393	22.992	27.349	21.109	1'35.843	196,0	13:06'15.954	4	1'10.366	23.804	27.816	21.168	2'23.154P	194,9	12:50'20.337
15	24.464	23.049	27.435	20.976	1'35.924	195,7	13:07'51.878	5	24.820	23.378	27.525	20.985	1'36.708	196,7	12:51'57.045
16	24.450	23.021	27.414	20.893	1'35.778	194,9	13:09'27.656	6	24.515	23.171	27.457	21.117	1'36.260	196,0	12:53'33.305
17	24.847	23.106	27.465	20.872	1'36.290	195,3	13:11'03.946	7	24.444	23.215	28.083	20.933	1'36.675	196,7	12:55'09.980
18	24.431	22.928	27.307	20.900	1'35.566	195,3	13:12'39.512	8	24.514	23.092	27.337	20.851	1'35.794	197,1	12:56'45.774
19	24.470	22.953	27.494	21.024	1'35.941	194,9	13:14'15.453	9	24.261	23.061	27.320	20.889	1'35.531	196,4	12:58'21.305
20	24.561	23.047	27.635	21.961	1'37.204	194,6	13:15'52.657	10	24.502	23.112	<b>27.228</b>	20.860	1'35.702	197,1	12:59'57.007
21	24.746	23.039	27.371	21.336	1'36.492	195,7	13:17'29.149	11	24.359	23.189	27.342	20.777	1'35.667	196,4	13:01'32.674
22	24.458	23.031	27.795	21.338	1'36.622	196,4	13:19'05.771	12	<b>24.242</b>	22.982	27.300	20.879	1'35.403	194,2	13:03'08.077

15 N. BEDRIN (1'35.019)

Lap	Seg.1	Seg.2	Seg.3	Seg.4	Lap Time	km/h	Local Time
1		26.981	30.482	23.081		175,0	12:42'22.436
2	27.461	24.955	30.328	46.549	2'09.293P	175,9	12:44'31.729
3	2'02.899	26.139	30.387	37.795	3'37.220P	173,4	12:48'08.949
4	1'08.855	23.653	27.875	21.023	2'21.406P	193,2	12:50'30.355
5	24.532	23.062	27.361	20.815	1'35.770	194,9	12:52'06.125
6	24.284	23.085	27.351	20.800	1'35.520	195,3	12:53'41.645
7	24.426	22.984	27.238	21.104	1'35.752	196,4	12:55'17.397
8	24.495	22.998	<b>27.109</b>	20.905	1'35.507	196,0	12:56'52.904
9	24.285	22.982	27.189	20.723	1'35.179	<b>197,4</b>	12:58'28.083
10	24.204	23.048	27.252	20.769	1'35.273	194,9	13:00'03.356
11	24.214	23.078	27.244	20.698	1'35.234	194,9	13:01'38.590
12	24.182	22.932	27.396	20.745	1'35.255	192,9	13:03'13.845
13	24.224	22.934	27.142	20.796	1'35.096	194,9	13:04'48.941
14	24.223	22.969	27.281	20.899	1'35.372	191,5	13:06'24.313
15	24.241	23.018	27.313	20.925	1'35.497	195,3	13:07'59.810
16	<b>24.086</b>	22.952	27.288	<b>20.693</b>	<b>1'35.019</b>	195,3	13:09'34.829
17	24.343	23.011	27.333	20.750	1'35.437	194,9	13:11'10.266
18	24.268	23.010	27.283	20.763	1'35.324	194,6	13:12'45.590
19	24.222	22.917	27.307	20.855	1'35.301	194,9	13:14'20.891
20	24.175	22.916	27.215	20.729	1'35.035	194,9	13:15'55.926
21	24.448	23.063	27.223	20.928	1'35.662	195,3	13:17'31.588
22	24.202	<b>22.876</b>	27.186	20.758	1'35.022	196,4	13:19'06.610
23	24.705	23.111	27.217	20.816	1'35.849	<b>197,4</b>	13:20'42.459

20 L. CONRAD (1'34.970)

Lap	Seg.1	Seg.2	Seg.3	Seg.4	Lap Time	km/h	Local Time
1		25.363	29.711	44.312		186,5	12:42'28.240
2	1'03.314	23.801	27.779	21.324	2'16.218P	194,6	12:44'44.458
3	24.558	23.221	27.296	22.537	1'37.612	195,3	12:46'22.070
4	24.588	23.950	27.378	35.476	1'51.392	195,7	12:48'13.462
5	25.010	24.522	32.973	21.369	1'43.874	168,8	12:49'57.336
6	24.424	23.322	27.363	21.502	1'36.611	<b>196,7</b>	12:51'33.947
7	24.672	23.089	27.299	21.013	1'36.073	196,4	12:53'10.020
8	24.396	23.106	27.365	21.345	1'36.212	196,0	12:54'46.232
9	24.699	23.050	27.459	39.485	1'54.693P	195,7	12:56'40.925
10	9'22.856	26.621	31.520	23.395	10'44.392P	182,1	13:07'25.317
11	27.848	23.766	28.111	20.954	1'40.679	193,9	13:09'05.996
12	<b>24.124</b>	22.955	27.211	20.844	1'35.134	195,7	13:10'41.130
13	24.163	22.944	27.186	20.820	1'35.113	<b>196,7</b>	13:12'16.243
14	24.135	22.917	27.184	<b>20.734</b>	<b>1'34.970</b>	196,4	13:13'51.213
15	24.284	23.721	32.854	21.396	1'42.255	152,3	13:15'33.468
16	24.170	22.903	27.227	20.862	1'35.162	196,4	13:17'08.630
17	24.255	22.910	27.437	21.151	1'35.753	196,4	13:18'44.383
18	24.275	<b>22.803</b>	<b>27.093</b>	20.831	1'35.002	196,4	13:20'19.385

23 E. ZUNIGA (1'34.890)

Lap	Seg.1	Seg.2	Seg.3	Seg.4	Lap Time	km/h	Local Time
1		25.014	29.066	22.717		185,9	12:42'12.703
2	25.411	23.764	31.772	21.309	1'42.256	110,9	12:43'54.959
3	24.713	23.369	27.506	21.071	1'36.659	193,9	12:45'31.618
4	24.358	23.297	27.388	20.998	1'36.041	196,0	12:47'07.659
5	24.426	23.194	27.313	21.056	1'35.989	195,7	12:48'43.648
6	24.477	23.485	28.270	21.052	1'37.284	177,3	12:50'20.932
7	24.529	25.148	27.511	20.942	1'38.130	196,4	12:51'59.062
8	24.330	22.987	<b>27.197</b>	20.971	1'35.485	<b>197,8</b>	12:53'34.547
9	24.483	23.142	27.487	34.100	1'49.212P	<b>197,8</b>	12:55'23.759
10	10'05.540	29.622	32.844	21.741	11'29.747P	160,5	13:06'53.506
11	25.750	24.681	29.174	21.119	1'40.724	186,2	13:08'34.230
12	24.246	23.151	27.432	20.714	1'35.543	195,7	13:10'09.773
13	24.108	23.027	27.285	20.728	1'35.148	195,7	13:11'44.921
14	24.069	<b>22.899</b>	27.214	20.708	<b>1'34.890</b>	196,0	13:13'19.811
15	<b>24.046</b>	23.004	27.337	20.886	1'35.273	194,2	13:14'55.084
16	24.160	23.054	27.360	20.892	1'35.466	197,1	13:16'30.550
17	24.357	23.034	27.215	20.960	1'35.566	195,3	13:18'06.116

18 H. CENYU (1'35.148)

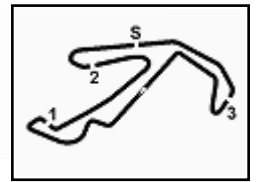
Lap	Seg.1	Seg.2	Seg.3	Seg.4	Lap Time	km/h	Local Time
1		26.384	31.002	23.812		174,2	12:42'18.899

04/06/2021 P = Pits In/Out - C = Lap Time Cancelled



Powered by FICr PERUGIA TIMING





ACI Racing Weekend Misano, 5-6 Giugno 2021  
Italian F4 Championship by Abarth - Analysis Free Practice 2

Misano Circuit Sic 58.4.226m

3 / 6

18	24.172	23.108	27.353	<b>20.703</b>	1'35.336	195,3	13:19'41.452	18	24.366	23.116	27.680	20.903	1'36.065	192,5	13:17'40.937
19	24.128	23.021	27.327	20.757	1'35.233	194,6	13:21'16.685								

24 P. WISNICKI (1'35.141)								28 F. BRASCHI (1'35.098)							
Lap	Seg.1	Seg.2	Seg.3	Seg.4	Lap Time	km/h	Local Time	Lap	Seg.1	Seg.2	Seg.3	Seg.4	Lap Time	km/h	Local Time
1							12:40'54.098	2	26.719	25.455	31.133	22.741	2'10.180P	178,2	12:44'34.193
2	45.566	27.283	29.785	21.670	2'04.304P	181,5	12:42'58.402	3	2'09.106	23.907	27.783	37.422	3'38.218P	195,3	12:48'12.411
3	25.635	24.140	28.511	34.266	1'52.552P	193,9	12:44'50.954	4	49.531	23.332	27.557	20.817	2'01.237P	196,0	12:50'13.648
4	1'54.973	24.214	28.904	21.238	3'09.329P	177,0	12:48'00.283	5	24.449	23.151	27.432	20.793	1'35.825	196,7	12:51'49.473
5	24.420	23.213	27.472	20.875	1'35.980	195,3	12:49'36.263	6	24.441	23.157	27.332	20.933	1'35.863	196,7	12:53'25.336
6	24.471	23.143	27.395	21.082	1'36.091	196,4	12:51'12.354	7	24.982	23.414	27.873	21.069	1'37.338	196,0	12:55'02.674
7	24.296	23.195	27.408	20.850	1'35.749	195,7	12:52'48.103	8	24.273	23.091	27.306	20.869	1'35.539	196,7	12:56'38.213
8	24.348	24.604	28.333	10'05.101	11'22.386P	194,9	13:04'10.489	9	24.430	24.267	32.926	21.017	1'42.640	142,1	12:58'20.853
9	44.431	26.257	29.371	21.272	2'01.331P	177,0	13:06'11.820	10	24.344	23.117	<b>27.164</b>	20.846	1'35.471	<b>197,8</b>	12:59'56.324
10	25.177	24.020	31.120	20.996	1'41.313	149,8	13:07'53.133	11	24.371	23.011	27.271	5'50.814	7'05.467P	197,4	13:07'01.791
11	24.385	23.072	27.288	20.789	1'35.534	196,7	13:09'28.667	12	45.753	28.154	31.932	23.579	2'09.418P	164,4	13:09'11.209
12	24.269	23.033	27.448	20.928	1'35.678	197,1	13:11'04.345	13	28.953	25.183	30.397	20.885	1'45.418	168,8	13:10'56.627
13	24.801	23.529	27.479	20.959	1'36.768	196,4	13:12'41.113	14	24.155	23.243	27.298	20.719	1'35.415	195,3	13:12'32.042
14	24.161	22.993	27.264	<b>20.776</b>	1'35.194	196,0	13:14'16.307	15	<b>24.148</b>	23.163	27.328	20.942	1'35.581	195,3	13:14'07.623
15	24.098	23.078	27.386	21.382	1'35.944	<b>198,2</b>	13:15'52.251	16	24.550	23.373	32.734	22.951	1'43.608	147,7	13:15'51.231
16	24.214	25.539	27.643	21.110	1'38.506	197,1	13:17'30.757	17	24.173	23.082	27.188	20.724	1'35.167	196,7	13:17'26.398
17	<b>23.986</b>	<b>22.933</b>	<b>27.243</b>	20.979	<b>1'35.141</b>	196,7	13:19'05.898	18	24.191	23.061	27.184	20.767	1'35.203	196,7	13:19'01.601
								19	24.168	<b>22.981</b>	27.289	<b>20.660</b>	<b>1'35.098</b>	196,4	13:20'36.699

25 S. BEN (1'35.482)								35 N. BAPTISTE (1'34.888)								
Lap	Seg.1	Seg.2	Seg.3	Seg.4	Lap Time	km/h	Local Time	Lap	Seg.1	Seg.2	Seg.3	Seg.4	Lap Time	km/h	Local Time	
1							12:40'55.932	1								
2	45.214	26.803	29.928	21.938	2'03.883P	185,6	12:42'59.815	2	1'11.727	25.205	29.492	40.383	2'46.807P	174,5	12:45'21.619	
3	25.672	23.868	28.763	34.603	1'52.906P	194,6	12:44'52.721	3	1'33.747	24.076	27.876	21.327	2'47.026P	194,2	12:48'08.645	
4	2'04.134	25.034	30.466	21.760	3'21.394P	175,6	12:48'14.115	4	24.521	23.177	27.454	21.203	1'36.355	195,7	12:49'45.000	
5	25.048	23.937	29.734	21.064	1'39.783	162,7	12:49'53.898	5	24.359	23.067	27.338	21.047	1'35.811	196,0	12:51'20.811	
6	24.437	23.237	27.650	22.088	1'37.412	197,8	12:51'31.310	6	24.287	23.018	27.636	21.220	1'36.161	195,3	12:52'56.972	
7	24.481	23.041	27.597	21.248	1'36.367	<b>199,3</b>	12:53'07.677	7	24.268	23.042	31.245	21.111	1'39.666	<b>196,4</b>	12:54'36.638	
8	25.715	25.341	28.092	21.174	1'40.322	197,8	12:54'47.999	8	24.356	22.996	27.320	20.967	1'35.639	196,0	12:56'12.277	
9	24.479	23.154	27.423	20.820	1'35.876	197,4	12:56'23.875	9	24.225	23.008	27.369	20.915	1'35.517	195,3	12:57'47.794	
10	24.527	23.171	27.411	7'25.273	8'40.382P	196,0	13:05'04.257	10	24.199	22.964	27.254	21.033	1'35.450	196,0	12:59'23.244	
11	44.732	27.054	31.550	22.527	2'05.863P	158,6	13:07'10.120	11	24.701	23.149	27.690	34.783	1'50.323P	194,9	13:01'13.567	
12	27.548	24.823	28.536	21.046	1'41.953	191,2	13:08'52.073	12	2'55.064	25.191	29.347	21.860	4'11.462P	180,0	13:05'25.029	
13	25.096	23.316	27.736	20.803	1'36.951	196,0	13:10'29.024	13	26.253	24.527	28.391	21.091	1'40.262	189,5	13:07'05.291	
14	24.248	23.128	27.390	20.716	<b>1'35.482</b>	196,4	13:12'04.506	14	24.324	23.048	27.429	20.849	1'35.650	194,6	13:08'40.941	
15	24.257	23.056	27.571	20.729	1'35.613	195,3	13:13'40.119	15	24.071	22.989	27.207	21.018	1'35.285	195,7	13:10'16.226	
16	<b>24.139</b>	23.092	27.572	20.761	1'35.564	194,9	13:15'15.683	16	24.288	22.940	27.246	<b>20.724</b>	1'35.198	196,0	13:11'51.424	
17	24.277	25.994	32.302	<b>20.650</b>	1'43.223	142,3	13:16'58.906	17	24.127	22.940	27.223	20.866	1'35.156	195,7	13:13'26.580	
18	24.256	<b>23.034</b>	<b>27.319</b>	21.050	1'35.659	196,4	13:18'34.565	18	24.095	22.889	27.234	22.623	1'36.841	194,9	13:15'03.421	
								19	<b>24.011</b>	<b>22.865</b>	27.149	20.863	<b>1'34.888</b>	194,9	13:16'38.309	
								20	24.119	22.897	27.643	21.244	1'35.903	196,0	13:18'14.212	
								21	24.167	22.891	<b>27.084</b>	20.777	1'34.919	195,7	13:19'49.131	

27 J. GARCJARCE DAVILA (1'35.647)								37 K. SZTUKA (1'35.246)								
Lap	Seg.1	Seg.2	Seg.3	Seg.4	Lap Time	km/h	Local Time	Lap	Seg.1	Seg.2	Seg.3	Seg.4	Lap Time	km/h	Local Time	
1							12:41'09.196	1								
2	46.647	26.807	30.965	22.809	2'07.228P	173,4	12:43'16.424	2	1'30.761	24.358	28.571	52.706	3'16.396P	190,5	12:46'11.370	
3	27.172	24.894	29.764	21.465	1'43.295	178,2	12:44'59.719	3	1'43.654	23.648	27.609	21.096	2'56.007P	195,3	12:49'07.377	
4	24.993	23.590	27.807	21.145	1'37.535	194,6	12:46'37.254	4	24.380	23.154	27.378	20.841	1'35.753	195,7	12:50'43.130	
5	24.870	23.466	28.220	21.230	1'37.786	194,6	12:48'15.040	5	24.178	23.136	27.523	20.857	1'35.694	196,0	12:52'18.824	
6	25.075	23.464	28.221	21.167	1'37.927	194,9	12:49'52.967	6	24.329	23.141	27.513	20.932	1'35.915	195,7	12:53'54.739	
7	24.741	23.297	27.908	21.429	1'37.375	196,4	12:51'30.342	7	24.256	23.173	27.338	21.082	1'35.849	196,0	12:55'30.588	
8	24.714	23.286	27.778	21.328	1'37.106	196,0	12:53'07.448	8	24.218	23.094	27.818	20.886	1'36.016	193,2	12:57'06.604	
9	24.759	23.350	27.629	7'51.438	9'07.176P	196,0	13:02'14.624	9	24.156	23.211	27.324	20.880	1'35.571	<b>196,7</b>	12:58'42.175	
10	54.440	28.952	35.073	23.649	2'22.114P	139,4	13:04'36.738	10	24.239	22.976	27.262	20.894	1'35.371	196,4	13:00'17.546	
11	29.283	27.556	31.758	21.877	1'50.474	155,8	13:06'27.212	11	24.267	23.083	27.963	33.780	1'49.093P	194,9	13:02'06.639	
12	25.207	23.731	27.792	21.159	1'37.889	195,3	13:08'05.101	12	4'05.187	30.315	29.118	21.464	5'26.084P	187,5	13:07'32.723	
13	24.547	23.376	27.648	20.865	1'36.436	194,9	13:09'41.537	13	24.646	25.076	28.219	21.752	1'39.693	192,5	13:09'12.416	
14	24.346	<b>23.098</b>	27.562	<b>20.758</b>	1'35.764	194,9	13:11'17.301									
15	24.340	23.146	27.492	20.772	1'35.750	195,3	13:12'53.051									
16	<b>24.317</b>	23.172	<b>27.344</b>	20.814	<b>1'35.647</b>	196,4	13:14'28.698									
17	24.528	23.108	27.377	21.161	1'36.174	<b>197,8</b>	13:16'04.872									

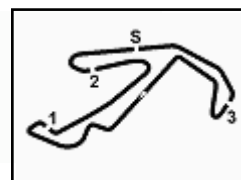
04/06/2021 P = Pits In/Out - C = Lap Time Cancelled



Powered by FICr PERUGIA TIMING







ACI Racing Weekend Misano, 5-6 Giugno 2021  
Italian F4 Championship by Abarth - Analysis Free Practice 2

Misano Circuit Sic 58 4.226 m

4 / 6

14	25.893	23.860	27.706	21.600	1'39.059	196,4	13:10'51.475	11	25.897	25.445	30.639	22.143	1'44.124	184,0	13:11'09.276
15	24.215	23.060	27.366	<b>20.804</b>	1'35.445	196,4	13:12'26.920	12	25.918	23.608	28.701	23.441	1'41.668	179,4	13:12'50.944
16	<b>24.099</b>	22.974	27.356	20.817	<b>1'35.246</b>	195,7	13:14'02.166	13	25.412	23.230	27.559	21.261	1'37.462	192,9	13:14'28.406
17	24.144	22.974	<b>27.230</b>	20.946	1'35.294	<b>196,7</b>	13:15'37.460	14	24.294	23.176	27.360	20.803	1'35.633	<b>194,2</b>	13:16'04.039
18	24.231	23.081	27.432	20.896	1'35.640	196,4	13:17'13.100	15	<b>24.110</b>	<b>23.068</b>	<b>27.277</b>	<b>20.773</b>	<b>1'35.228</b>	<b>194,2</b>	13:17'39.267
19	24.145	<b>22.970</b>	27.757	20.942	1'35.814	194,2	13:18'48.914	16	25.515	25.352	29.785	21.819	1'42.471	191,8	13:19'21.738

41 J. RIED (1'34.843)								55 V. BERNIER (1'34.393)							
Lap	Seg.1	Seg.2	Seg.3	Seg.4	Lap Time	km/h	Local Time	Lap	Seg.1	Seg.2	Seg.3	Seg.4	Lap Time	km/h	Local Time
1		26.582	31.839	22.594		184,6	12:42'38.643	1		24.639	29.441	46.272		188,8	12:42'30.727
2	26.219	24.673	29.209	38.896	1'58.997P	188,2	12:44'37.640	2	1'06.633	24.108	28.231	39.413	2'38.385P	188,5	12:45'09.112
3	4'12.237	26.115	28.804	21.684	5'28.840P	187,5	12:50'06.480	3	1'54.978	23.436	34.726	21.482	3'14.622P	146,9	12:48'23.734
4	25.199	24.485	28.883	21.249	1'39.816	190,8	12:51'46.296	4	24.299	23.123	27.390	20.773	1'35.585	195,3	12:49'59.319
5	24.659	23.368	27.610	21.132	1'36.769	195,3	12:53'23.065	5	24.183	23.094	27.818	20.857	1'35.952	196,0	12:51'35.271
6	24.488	23.119	27.459	20.893	1'35.959	195,7	12:54'59.024	6	24.356	23.043	27.178	20.828	1'35.405	197,1	12:53'10.676
7	24.359	23.110	27.214	20.912	1'35.595	196,4	12:56'34.619	7	24.260	23.002	27.168	22.405	1'36.835	<b>198,2</b>	12:54'47.511
8	24.246	22.970	27.404	20.875	1'35.495	196,4	12:58'10.114	8	28.318	24.598	29.087	21.105	1'43.108	193,2	12:56'30.619
9	<b>24.045</b>	22.979	27.201	20.695	1'34.920	<b>197,8</b>	12:59'45.034	9	24.130	23.088	27.129	20.818	1'35.165	195,7	12:58'05.784
10	24.065	23.535	27.156	20.759	1'35.515	196,4	13:01'20.549	10	24.243	23.064	27.184	20.790	1'35.281	196,0	12:59'41.065
11	24.196	23.100	27.232	35.285	1'49.813P	196,0	13:03'10.362	11	24.116	23.045	27.246	31.930	1'46.337P	194,9	13:01'27.402
12	7'24.631	23.790	27.498	20.827	8'36.746P	196,0	13:11'47.108	12	5'27.983	26.841	30.715	22.313	6'47.852P	178,2	13:08'15.254
13	24.118	23.023	27.157	<b>20.545</b>	<b>1'34.843</b>	196,4	13:13'21.951	13	26.123	24.844	29.950	21.103	1'42.020	176,2	13:09'57.274
14	24.128	23.168	27.351	20.720	1'35.367	196,0	13:14'57.318	14	24.017	22.888	27.123	20.619	1'34.647	195,7	13:11'31.921
15	24.206	22.977	27.112	20.988	1'35.293	196,4	13:16'32.611	15	24.041	<b>22.858</b>	27.096	20.525	1'34.520	195,3	13:13'06.441
16	24.120	23.303	27.121	20.549	1'35.093	197,1	13:18'07.704	16	23.963	23.153	39.300	21.511	1'47.927	128,0	13:14'54.368
17	24.204	23.013	<b>27.034</b>	20.621	1'34.872	197,1	13:19'42.576	17	<b>23.878</b>	22.939	27.135	20.873	1'34.825	194,9	13:16'29.193
18								18	27.202	25.992	30.572	24.269	1'48.035	172,5	13:18'17.228
19								19	24.014	22.902	<b>26.966</b>	<b>20.511</b>	<b>1'34.393</b>	196,4	13:19'51.621

52 E. REXHEPI (1'35.234)								56 S. MEGUETOUNIF (1'34.496)							
Lap	Seg.1	Seg.2	Seg.3	Seg.4	Lap Time	km/h	Local Time	Lap	Seg.1	Seg.2	Seg.3	Seg.4	Lap Time	km/h	Local Time
1		25.318	29.473	21.998		179,1	12:42'23.908	1		26.407	32.839	47.088		185,6	12:42'52.920
2	25.132	24.317	28.803	21.290	1'39.542	191,8	12:44'03.450	2	1'18.707	24.010	28.417	52.505	3'03.639P	189,5	12:45'56.559
3	24.596	23.430	27.890	22.544	1'38.460	194,2	12:45'41.910	3	1'42.495	23.668	27.859	21.308	2'55.330P	194,2	12:48'51.889
4	24.814	23.537	27.711	21.101	1'37.163	194,9	12:47'19.073	4	24.414	23.158	27.392	20.830	1'35.794	194,9	12:50'27.683
5	24.517	23.287	27.567	21.186	1'36.557	196,0	12:48'55.630	5	24.296	23.318	27.322	20.872	1'35.808	195,3	12:52'03.491
6	24.421	23.210	27.425	21.074	1'36.130	196,4	12:50'31.760	6	24.418	23.168	27.436	22.515	1'37.537	197,1	12:53'41.028
7	24.449	23.127	27.351	26.990	1'41.917	<b>197,1</b>	12:52'13.677	7	24.213	23.130	27.228	20.944	1'35.515	196,0	12:55'16.543
8	26.947	23.151	27.235	20.996	1'38.329	196,7	12:53'52.006	8	24.308	23.101	27.232	20.919	1'35.560	197,4	12:56'52.103
9	24.483	23.096	27.430	20.836	1'35.845	194,9	12:55'27.851	9	26.323	23.332	27.870	21.917	1'39.442	195,7	12:58'31.545
10	24.270	23.116	27.327	20.934	1'35.647	196,0	12:57'03.498	10	24.158	22.992	27.245	20.933	1'35.328	196,0	13:00'06.873
11	24.399	23.050	27.314	<b>20.788</b>	1'35.551	196,0	12:58'39.049	11	24.261	22.984	27.380	35.100	1'49.725P	195,7	13:01'56.598
12	24.356	23.156	27.485	20.949	1'35.946	195,7	13:00'14.995	12	6'05.000	27.491	30.842	23.538	7'26.871P	185,6	13:09'23.469
13	24.959	23.518	27.452	20.871	1'36.800	196,0	13:01'51.795	13	27.234	27.301	33.354	21.081	1'48.970	125,4	13:11'12.439
14	24.479	23.097	27.358	20.960	1'35.894	196,0	13:03'27.689	14	24.091	22.988	27.091	<b>20.603</b>	1'34.773	196,4	13:12'47.212
15	24.421	23.063	27.667	34.317	1'49.468P	195,7	13:05'17.157	15	<b>23.954</b>	<b>22.853</b>	27.060	20.629	<b>1'34.496</b>	197,1	13:14'21.708
16	3'15.583	25.099	29.144	21.510	4'31.336P	183,7	13:09'48.493	16	25.956	25.877	34.602	21.325	1'47.760	146,1	13:16'09.468
17	24.996	23.417	27.911	21.158	1'37.482	190,8	13:11'25.975	17	24.171	22.952	27.099	20.613	1'34.835	196,0	13:17'44.303
18	24.282	23.372	27.562	20.848	1'36.064	194,9	13:13'02.039	18	24.030	22.921	<b>27.039</b>	36.799	1'50.789P	<b>198,5</b>	13:19'35.092
19	<b>24.133</b>	23.021	27.259	20.821	<b>1'35.234</b>	196,4	13:14'37.273								
20	24.179	<b>23.001</b>	<b>27.190</b>	21.257	1'35.627	196,4	13:16'12.900								
21	24.220	<b>23.001</b>	27.266	22.878	1'37.365	196,4	13:17'50.265								

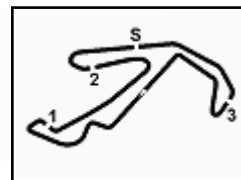
54 M. AMAND (1'35.228)								72 L. FORNAROLI (1'34.443)							
Lap	Seg.1	Seg.2	Seg.3	Seg.4	Lap Time	km/h	Local Time	Lap	Seg.1	Seg.2	Seg.3	Seg.4	Lap Time	km/h	Local Time
1		28.049	31.774	47.269		149,8	12:42'57.600	1		24.443	29.000	22.291		187,8	12:42'14.206
2	1'35.734	25.062	29.383	47.377	3'17.556P	177,9	12:46'15.156	2	25.698	23.915	28.448	34.586	1'52.647P	193,2	12:44'06.853
3	1'45.041	23.954	27.895	21.368	2'58.258P	191,8	12:49'13.414	3	1'17.207	23.501	27.540	20.850	2'29.098P	194,2	12:46'35.951
4	24.964	23.513	27.552	20.967	1'36.996	193,2	12:50'50.410	4	24.153	23.059	27.299	21.945	1'36.456	196,4	12:48'12.407
5	24.303	23.350	27.680	21.033	1'36.366	192,2	12:52'26.776	5	24.288	22.984	27.206	20.777	1'35.255	<b>197,1</b>	12:49'47.662
6	24.706	23.568	30.423	23.154	1'41.851	173,4	12:54'08.627	6	24.392	23.007	31.050	22.131	1'40.580	174,8	12:51'28.242
7	24.454	23.290	27.486	21.014	1'36.244	193,2	12:55'44.871	7	24.265	23.015	27.211	20.754	1'35.245	196,0	12:53'03.487
8	24.345	23.225	27.451	21.088	1'36.109	193,9	12:57'20.980	8	24.325	22.959	27.249	20.676	1'35.209	195,7	12:54'38.696
9	25.110	23.791	28.912	34.803	1'52.616P	191,2	12:59'13.596	9	24.221	22.933	27.186	20.639	1'34.979	196,4	12:56'13.675
10	8'43.777	31.043	33.005	23.731	10'11.556P	169,8	13:09'25.152	10	24.260	23.013	27.253	6'33.951	7'48.477P	<b>197,1</b>	13:04'02.152
11								11	47.139	24.113	28.092	20.985	2'00.329P	190,5	13:06'02.481

04/06/2021 P = Pits In/Out - C = Lap Time Cancelled



Powered by FICr PERUGIA TIMING





# ACI Racing Weekend Misano, 5-6 Giugno 2021

## Italian F4 Championship by Abarth - Analysis Free Practice 2

Misano Circuit Sic 58.4.226m

5 / 6

12	24.097	22.978	27.238	20.626	1'34.939	195,3	13:07'37.420
13	24.140	23.539	30.673	23.231	1'41.583	176,2	13:09'19.003
14	24.006	22.932	27.126	<b>20.529</b>	1'34.593	196,4	13:10'53.596
15	24.034	<b>22.880</b>	27.022	20.579	1'34.515	196,4	13:12'28.111
16	27.035	28.806	35.305	20.932	1'52.078	137,1	13:14'20.189
17	24.101	26.502	30.737	21.049	1'42.389	186,2	13:16'02.578
18	24.003	22.916	27.123	20.532	1'34.574	195,7	13:17'37.152
19	<b>23.924</b>	22.962	<b>26.987</b>	20.570	<b>1'34.443</b>	196,7	13:19'11.595
20	24.010	22.951	27.002	20.592	1'34.555	<b>197,1</b>	13:20'46.150

6	25.291	23.347	27.686	21.045	1'37.369	195,3	12:52'01.899
7	24.620	23.320	27.610	21.108	1'36.658	195,3	12:53'38.557
8	24.567	23.216	27.604	21.177	1'36.564	194,9	12:55'15.121
9	24.539	23.323	27.676	21.129	1'36.667	194,6	12:56'51.788
10	24.606	23.321	28.086	5'35.402	6'51.415P	194,6	13:03'43.203
11	49.661	25.411	29.500	21.930	2'06.502P	188,5	13:05'49.705
12	25.666	24.172	28.365	21.494	1'39.697	192,9	13:07'29.402
13	24.759	23.449	28.341	21.244	1'37.793	196,4	13:09'07.195
14	24.320	23.080	27.466	21.030	1'35.896	195,3	13:10'43.091
15	24.471	23.013	27.446	20.858	1'35.788	195,7	13:12'18.879
16	24.287	23.034	27.428	<b>20.721</b>	1'35.470	195,3	13:13'54.349
17	26.498	28.117	29.359	21.070	1'45.044	193,5	13:15'39.393
18	24.270	22.965	27.383	20.784	1'35.402	195,7	13:17'14.795
19	<b>24.199</b>	<b>22.902</b>	<b>27.294</b>	20.760	<b>1'35.155</b>	<b>196,7</b>	13:18'49.950

**73 P. ARMANNI (1'35.524)**

Lap	Seg.1	Seg.2	Seg.3	Seg.4	Lap Time	km/h	Local Time
1							12:40'59.614
2	46.386	25.034	28.886	22.174	2'02.480P	189,8	12:43'02.094
3	25.143	23.586	27.864	21.564	1'38.157	194,6	12:44'40.251
4	24.517	23.463	27.669	21.346	1'36.995	194,2	12:46'17.246
5	24.447	23.341	27.388	21.339	1'36.515	195,3	12:47'53.761
6	25.120	26.271	32.375	21.885	1'45.651	152,8	12:49'39.412
7	24.547	23.363	27.542	21.070	1'36.522	194,9	12:51'15.934
8	24.514	23.386	27.463	21.160	1'36.523	194,2	12:52'52.457
9	27.115	23.771	28.003	6'47.952	8'06.841P	194,6	13:00'59.298
10	53.032	26.489	31.349	22.801	2'13.671P	185,9	13:03'12.969
11	26.711	24.700	28.481	21.624	1'41.516	189,5	13:04'54.485
12	24.457	23.371	27.538	21.073	1'36.439	194,2	13:06'30.924
13	24.327	23.283	27.273	20.861	1'35.744	<b>195,7</b>	13:08'06.668
14	24.454	23.127	27.362	24.850	1'39.793	194,9	13:09'46.461
15	24.241	23.195	27.367	20.862	1'35.665	194,6	13:11'22.126
16	24.175	23.118	27.385	20.985	1'35.663	193,9	13:12'57.789
17	24.225	23.286	35.389	21.982	1'44.882	168,2	13:14'42.671
18	24.288	<b>23.102</b>	<b>27.307</b>	<b>20.827</b>	<b>1'35.524</b>	194,6	13:16'18.195
19	<b>24.126</b>	23.182	<b>27.263</b>	20.960	1'35.531	194,9	13:17'53.726

**86 B. VALINT (1'35.345)**

Lap	Seg.1	Seg.2	Seg.3	Seg.4	Lap Time	km/h	Local Time
1		27.024	31.559	45.754		175,0	12:42'42.409
2	54.492	25.146	28.971	48.726	2'37.335P	188,8	12:45'19.744
3	2'07.558	24.383	28.360	46.299	3'46.600P	190,8	12:49'06.344
4	1'09.607	24.228	28.476	21.277	2'23.588P	188,2	12:51'29.932
5	24.495	23.476	27.394	21.096	1'36.461	194,9	12:53'06.393
6	24.361	23.284	27.365	20.944	1'35.954	194,9	12:54'42.347
7	24.326	23.268	27.286	20.992	1'35.872	194,2	12:56'18.219
8	24.322	23.212	27.279	20.913	1'35.726	193,5	12:57'53.945
9	24.387	23.208	27.415	21.045	1'36.055	194,6	12:59'30.000
10	24.376	23.311	27.354	20.908	1'35.949	194,2	13:01'05.949
11	24.224	23.175	27.315	21.178	1'35.892	193,5	13:02'41.841
12	24.351	23.187	27.373	20.971	1'35.882	193,5	13:04'17.723
13	24.269	23.147	27.302	20.916	1'35.634	193,5	13:05'53.357
14	24.219	23.323	27.324	23.106	1'37.972	195,3	13:07'31.329
15	24.879	23.498	27.628	20.970	1'36.975	194,6	13:09'08.304
16	24.150	<b>23.095</b>	27.239	<b>20.861</b>	<b>1'35.345</b>	195,7	13:10'43.649
17	24.231	23.242	27.289	21.116	1'35.878	<b>196,7</b>	13:12'19.527
18	24.233	23.139	<b>27.231</b>	20.899	1'35.502	196,0	13:13'55.029
19	24.351	23.204	27.358	20.960	1'35.873	194,2	13:15'30.902
20	24.221	23.176	27.448	20.991	1'35.836	193,5	13:17'06.738
21	24.370	23.306	27.384	20.958	1'36.018	193,9	13:18'42.756
22	<b>24.111</b>	23.205	27.615	21.072	1'36.003	193,2	13:20'18.759

**87 O. BEARMAN (1'34.862)**

Lap	Seg.1	Seg.2	Seg.3	Seg.4	Lap Time	km/h	Local Time
1		25.317	28.944	50.116		193,9	12:42'36.795
2	58.463	24.506	28.486	47.931	2'39.386P	185,6	12:45'16.181
3	2'06.309	25.498	29.415	46.683	3'47.905P	190,5	12:49'04.086
4	1'02.923	23.575	27.551	20.924	2'14.973P	195,7	12:51'19.059
5	24.256	23.259	27.362	20.775	1'35.652	195,7	12:52'54.711
6	24.211	22.976	27.162	20.775	1'35.124	195,7	12:54'29.835
7	24.149	23.056	27.306	20.857	1'35.368	194,9	12:56'05.203
8	24.131	22.982	27.168	20.779	1'35.060	195,3	12:57'40.263
9	24.188	<b>22.892</b>	27.214	20.788	1'35.082	196,0	12:59'15.345
10	24.117	22.931	27.093	20.782	1'34.923	195,7	13:00'50.268
11	<b>24.041</b>	23.052	27.153	20.734	1'34.980	195,7	13:02'25.248
12	24.110	23.001	27.167	20.738	1'35.016	196,0	13:04'00.264
13	24.183	23.009	27.198	20.841	1'35.231	196,0	13:05'35.495
14	24.291	23.033	27.189	20.746	1'35.259	195,3	13:07'10.754
15	24.174	22.962	27.141	20.801	1'35.078	195,3	13:08'45.832
16	24.092	23.045	27.097	<b>20.628</b>	<b>1'34.862</b>	196,0	13:10'20.694
17	24.223	22.929	27.282	20.673	1'35.107	195,3	13:11'55.801
18	24.155	23.253	27.262	20.812	1'35.482	195,3	13:13'31.283
19	24.242	23.141	27.477	20.905	1'35.765	193,5	13:15'07.048
20	24.242	23.046	27.126	20.733	1'35.147	194,9	13:16'42.195
21	24.114	23.010	27.453	20.948	1'35.525	195,7	13:18'17.720

**83 M. WEUG (1'35.155)**

Lap	Seg.1	Seg.2	Seg.3	Seg.4	Lap Time	km/h	Local Time
1		25.593	30.081	23.510		189,1	12:42'21.492
2	26.360	25.662	29.430	41.285	2'02.737P	192,9	12:44'24.229
3	1'29.217	24.882	29.392	21.543	2'45.034P	182,1	12:47'09.263
4	24.923	23.519	27.731	21.621	1'37.794	<b>196,7</b>	12:48'47.057
5	24.927	23.513	27.717	21.316	1'37.473	195,3	12:50'24.530

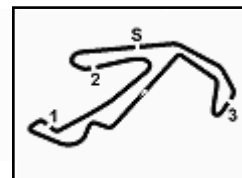
04/06/2021

P = Pits In/Out - C = Lap Time Cancelled



Powered by FICr PERUGIA TIMING





Misano Circuit Sic 58 4.226 m

6 / 6

## ACI Racing Weekend Misano, 5-6 Giugno 2021 Italian F4 Championship by Abarth - Analysis Free Practice 2

22	24.191	23.013	<b>26.975</b>	20.689	1'34.868	<b>197,8</b>	13:19'52.588
23	24.163	22.914	27.107	20.965	1'35.149	196,7	13:21'27.737

### 88 H. AL QUBAIS (1'34.704)

Lap	Seg.1	Seg.2	Seg.3	Seg.4	Lap Time	km/h	Local Time
1		24.951	29.730	48.342		192,5	12:42'32.732
2	1'09.571	24.287	28.370	21.389	2'23.617P	191,8	12:44'56.349
3	24.583	23.463	27.657	20.937	1'36.640	194,6	12:46'32.989
4	24.488	23.346	27.371	21.063	1'36.268	196,4	12:48'09.257
5	25.429	23.533	27.963	21.009	1'37.934	189,1	12:49'47.191
6	24.334	23.099	27.466	20.896	1'35.795	196,0	12:51'22.986
7	24.345	23.170	27.310	20.862	1'35.687	196,0	12:52'58.673
8	24.208	23.179	27.302	20.839	1'35.528	195,7	12:54'34.201
9	24.284	23.170	27.378	20.719	1'35.551	194,2	12:56'09.752
10	24.142	23.052	27.353	21.080	1'35.627	195,3	12:57'45.379
11	24.537	23.156	27.604	35.628	1'50.925P	195,7	12:59'36.304
12	6'35.102	26.872	29.099	22.325	7'53.398P	190,5	13:07'29.702
13	27.217	24.939	28.493	21.604	1'42.253	190,5	13:09'11.955
14	26.040	23.975	27.636	20.823	1'38.474	194,6	13:10'50.429
15	24.244	22.928	27.296	20.716	1'35.184	195,7	13:12'25.613
16	24.111	22.954	27.356	20.653	1'35.074	194,9	13:14'00.687
17	24.127	23.014	27.233	20.704	1'35.078	195,7	13:15'35.765
18	24.086	22.938	27.248	20.764	1'35.036	196,4	13:17'10.801
19	24.036	22.940	27.084	<b>20.644</b>	<b>1'34.704</b>	197,1	13:18'45.505
20	<b>24.029</b>	<b>22.926</b>	<b>27.045</b>	20.787	1'34.787	<b>197,8</b>	13:20'20.292

04/06/2021

P = Pits In/Out - C = Lap Time Cancelled



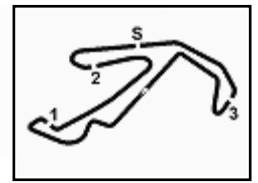
ACI Global Servizi



Powered by FICr PERUGIA TIMING

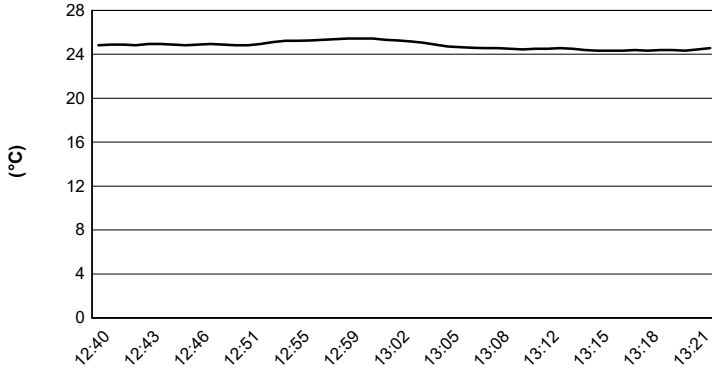




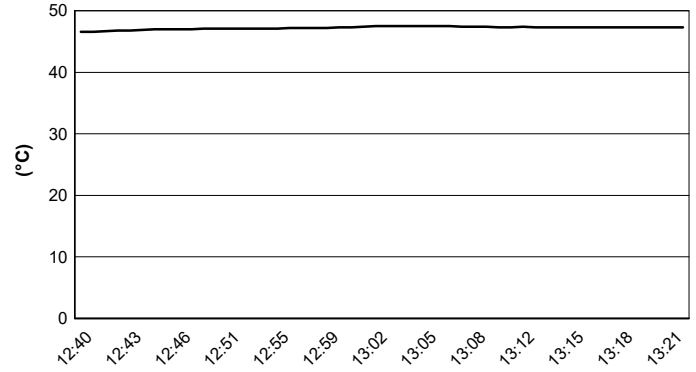


**ACI Racing Weekend Misano, 5-6 Giugno 2021**  
**Italian F4 Championship by Abarth - Weather Report Free Practice 2**  
 Session started 12:40 - Session ended 13:22

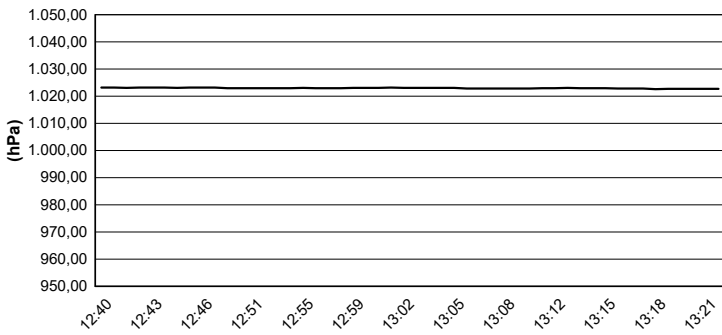
**Air Temperature**



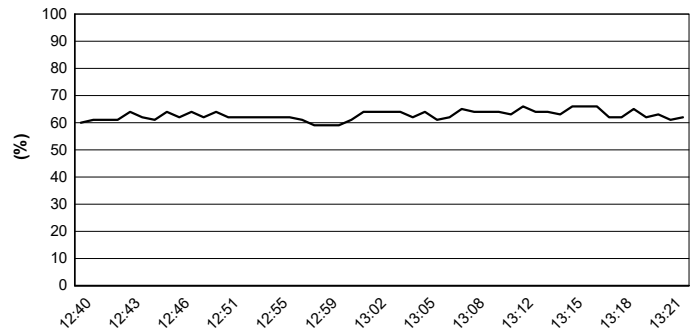
**Track Temperature**



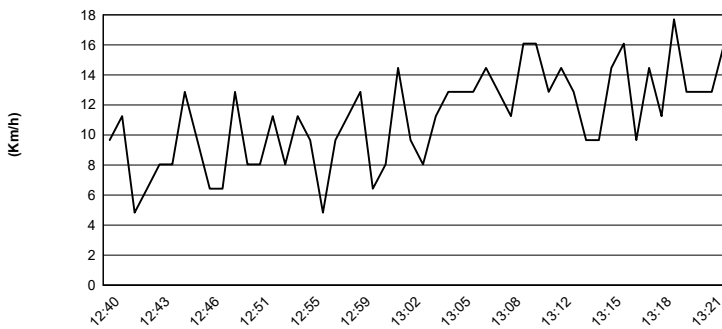
**Air Pressure**



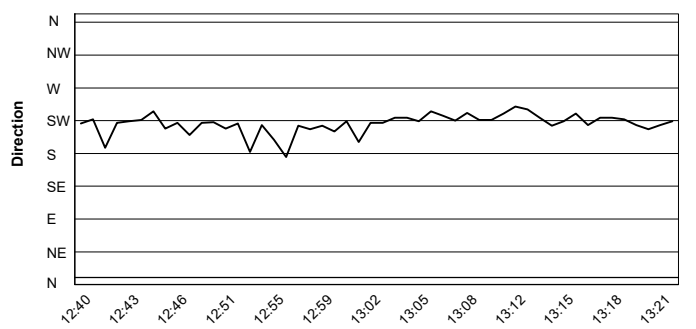
**Humidity**



**Wind Speed**

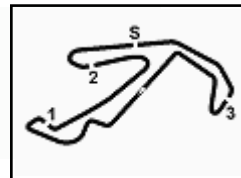


**Wind Direction**



04/06/2021





# ACI Racing Weekend Misano, 5-6 Giugno 2021

## Italian F4 Championship by Abarth - Combined Free Practices

Misano Circuit Sic 58 4.226 m

No.	Driver	Nat	Entrant	Team	Car	Class	Sess. 1	Sess. 2	Time	Gap	Rel.	Laps
1	<b>55 BERNIER</b> Victor	FRA	R-ACE GP	R-ACE GP	Tatuus F4 T014 Abarth		1'34.858	<b>1'34.393</b>	<b>1'34.393</b>			38
2	<b>7 SMAL</b> Kirill	RUS	Prema Powerteam	Prema Powerteam	Tatuus F4 T014 Abarth		1'34.920	<b>1'34.393</b>	<b>1'34.393</b>			35
3	<b>72 FORNAROLI</b> Leonardo	ITA	Iron Lynx	Iron Lynx	Tatuus F4 T014 Abarth		1'34.789	<b>1'34.443</b>	<b>1'34.443</b>	0.050	0.050	38
4	<b>6 MONTOYA</b> Sebastian	COL	Prema Powerteam	Prema Powerteam	Tatuus F4 T014 Abarth		1'34.790	<b>1'34.474</b>	<b>1'34.474</b>	0.081	0.031	34
5	<b>56 MEGUETOUNIF</b> Sami	FRA	R-ACE GP	R-ACE GP	Tatuus F4 T014 Abarth		1'34.923	<b>1'34.496</b>	<b>1'34.496</b>	0.103	0.022	36
6	<b>13 DUFEK</b> Joshua	AUT	Van Amersfoort Racing	Van Amersfoort Racing	Tatuus F4 T014 Abarth		<b>1'34.510</b>	1'35.008	<b>1'34.510</b>	0.117	0.014	38
7	<b>15 BEDRIN</b> Nikita	RUS	Van Amersfoort Racing	Van Amersfoort Racing	Tatuus F4 T014 Abarth	R	<b>1'34.575</b>	1'35.019	<b>1'34.575</b>	0.182	0.065	39
8	<b>10 DÜRKSEN</b> Joshua	PRY	Muecke Motorsport	Muecke Motorsport	Tatuus F4 T014 Abarth		1'34.723	<b>1'34.649</b>	<b>1'34.649</b>	0.256	0.074	34
9	<b>88 AL QUBAIS</b> Hamda	UAE	Prema Powerteam	Prema Powerteam	Tatuus F4 T014 Abarth		1'35.183	<b>1'34.704</b>	<b>1'34.704</b>	0.311	0.055	36
10	<b>87 BEARMAN</b> Oliver	GBR	Van Amersfoort Racing	Van Amersfoort Racing	Tatuus F4 T014 Abarth		<b>1'34.786</b>	1'34.862	<b>1'34.786</b>	0.393	0.082	38
11	<b>18 CENYU</b> Han	CHN	Van Amersfoort Racing	Van Amersfoort Racing	Tatuus F4 T014 Abarth		<b>1'34.827</b>	1'35.148	<b>1'34.827</b>	0.434	0.041	40
12	<b>41 RIED</b> Jonas	DEU	Muecke Motorsport	Muecke Motorsport	Tatuus F4 T014 Abarth	R	1'35.277	<b>1'34.843</b>	<b>1'34.843</b>	0.450	0.016	33
13	<b>86 VALINT</b> Bence	HUN	Van Amersfoort Racing	Van Amersfoort Racing	Tatuus F4 T014 Abarth		<b>1'34.879</b>	1'35.345	<b>1'34.879</b>	0.486	0.036	42
14	<b>35 BAPTISTE</b> Nicolas	COL	Cram Motorsport	Cram Motorsport	Tatuus F4 T014 Abarth	R	1'34.898	<b>1'34.888</b>	<b>1'34.888</b>	0.495	0.009	38
15	<b>23 ZUNIGA</b> Erick	MEX	Muecke Motorsport	Muecke Motorsport	Tatuus F4 T014 Abarth		1'35.247	<b>1'34.890</b>	<b>1'34.890</b>	0.497	0.002	35
16	<b>20 CONRAD</b> Laursen	DNK	Prema Powerteam	Prema Powerteam	Tatuus F4 T014 Abarth	R	1'35.670	<b>1'34.970</b>	<b>1'34.970</b>	0.577	0.080	34
17	<b>28 BRASCHI</b> Francesco	ITA	Jenzer Motorsport	Jenzer Motorsport	Tatuus F4 T014 Abarth	R	<b>1'35.024</b>	1'35.098	<b>1'35.024</b>	0.631	0.054	34
18	<b>25 BEN</b> Samir	CHE	Jenzer Motorsport	Jenzer Motorsport	Tatuus F4 T014 Abarth	R	<b>1'35.025</b>	1'35.482	<b>1'35.025</b>	0.632	0.001	33
19	<b>12 PATRESE</b> Lorenzo	ITA	AKM Motorsport	AKM Motorsport	Tatuus F4 T014 Abarth	R	<b>1'35.129</b>	1'35.344	<b>1'35.129</b>	0.736	0.104	36
20	<b>24 WISNICKI</b> Piotr	POL	Jenzer Motorsport	Jenzer Motorsport	Tatuus F4 T014 Abarth		1'35.434	<b>1'35.141</b>	<b>1'35.141</b>	0.748	0.012	31
21	<b>83 WEUG</b> Maya	BEL	Iron Lynx	Iron Lynx	Tatuus F4 T014 Abarth	R	1'35.390	<b>1'35.155</b>	<b>1'35.155</b>	0.762	0.014	40
22	<b>54 AMAND</b> Marcus	FRA	R-ACE GP	R-ACE GP	Tatuus F4 T014 Abarth	R	1'35.722	<b>1'35.228</b>	<b>1'35.228</b>	0.835	0.073	33
23	<b>52 REXHEPI</b> Eron	CHE	BVM Racing	BVM Racing	Tatuus F4 T014 Abarth	R	1'35.328	<b>1'35.234</b>	<b>1'35.234</b>	0.841	0.006	35
24	<b>37 SZTUKA</b> Kacper	POL	AS Motorsport	AS Motorsport	Tatuus F4 T014 Abarth	R	1'35.261	<b>1'35.246</b>	<b>1'35.246</b>	0.853	0.012	35
25	<b>17 BIZZOTTO</b> Leonardo	ITA	BVM Racing	BVM Racing	Tatuus F4 T014 Abarth	R	1'35.354	<b>1'35.298</b>	<b>1'35.298</b>	0.905	0.052	34
26	<b>73 ARMANNI</b> Pietro	ITA	Iron Lynx	Iron Lynx	Tatuus F4 T014 Abarth	R	1'35.689	<b>1'35.524</b>	<b>1'35.524</b>	1.131	0.226	39
27	<b>27 GARCJARCE DAVILA</b> Jo	MEX	Jenzer Motorsport	Jenzer Motorsport	Tatuus F4 T014 Abarth		1'35.913	<b>1'35.647</b>	<b>1'35.647</b>	1.254	0.123	37
28	<b>11 REVESZ</b> Levente	HUN	AKM Motorsport	AKM Motorsport	Tatuus F4 T014 Abarth	R	<b>1'35.720</b>	1'35.930	<b>1'35.720</b>	1.327	0.073	42
29	<b>77 PERINO</b> Pedro	POR	DR Formula	DR Formula	Tatuus F4 T014 Abarth	R	1'35.822	<b>1'35.772</b>	<b>1'35.772</b>	1.379	0.052	40
30	<b>68 REYNOSO SANTIAGO</b> R	MEX	Jenzer Motorsport	Jenzer Motorsport	Tatuus F4 T014 Abarth							0

Race Director : Fabrizio Fondacci

Clerk of the Course : Alessandro Ferrari

04/06/2021

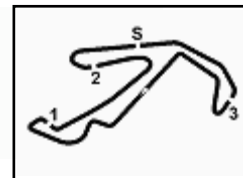


ACI Global Servizi



Powered by FICr PERUGIA TIMING





ACI Racing Weekend Misano, 5-6 Giugno 2021  
Italian F4 Championship by Abarth - Sector and Speeds Free Practice 2

Misano Circuit Sic 58 4.226 m

BEST LAP

1	7 SMAL Kirill	Tatuus F4 T014 Abarth	1'34.393
2	55 BERNIER Victor	Tatuus F4 T014 Abarth	1'34.393
3	72 FORNAROLI Leonardo	Tatuus F4 T014 Abarth	1'34.443
4	6 MONTOYA Sebastian	Tatuus F4 T014 Abarth	1'34.474
5	56 MEGUETOUNIF Sami	Tatuus F4 T014 Abarth	1'34.496
6	10 DÜRKSEN Joshua	Tatuus F4 T014 Abarth	1'34.649
7	88 AL QUBAISI Hamda	Tatuus F4 T014 Abarth	1'34.704
8	41 RIED Jonas	Tatuus F4 T014 Abarth	1'34.843
9	87 BEARMAN Oliver	Tatuus F4 T014 Abarth	1'34.862
10	35 BAPTISTE Nicolas	Tatuus F4 T014 Abarth	1'34.888
11	23 ZUNIGA Erick	Tatuus F4 T014 Abarth	1'34.890
12	20 CONRAD Laursen	Tatuus F4 T014 Abarth	1'34.970
13	13 DUFEK Joshua	Tatuus F4 T014 Abarth	1'35.008
14	15 BEDRIN Nikita	Tatuus F4 T014 Abarth	1'35.019
15	28 BRASCHI Francesco	Tatuus F4 T014 Abarth	1'35.098
16	24 WISNICKI Piotr	Tatuus F4 T014 Abarth	1'35.141
17	18 CENYU Han	Tatuus F4 T014 Abarth	1'35.148
18	83 WEUG Maya	Tatuus F4 T014 Abarth	1'35.155
19	54 AMAND Marcus	Tatuus F4 T014 Abarth	1'35.228
20	52 REXHEPI Eron	Tatuus F4 T014 Abarth	1'35.234
21	37 SZTUKA Kacper	Tatuus F4 T014 Abarth	1'35.246
22	17 BIZZOTTO Leonardo	Tatuus F4 T014 Abarth	1'35.298
23	12 PATRESE Lorenzo	Tatuus F4 T014 Abarth	1'35.344
24	86 VALINT Bence	Tatuus F4 T014 Abarth	1'35.345
25	25 BEN Samir	Tatuus F4 T014 Abarth	1'35.482
26	73 ARMANNI Pietro	Tatuus F4 T014 Abarth	1'35.524
27	27 GARCJARCE DAVILA Jorge	Tatuus F4 T014 Abarth	1'35.647
28	77 PERINO Pedro	Tatuus F4 T014 Abarth	1'35.772
29	11 REVESZ Levente	Tatuus F4 T014 Abarth	1'35.930
30	68 REYNOSO SANTIAGO Ramos	Tatuus F4 T014 Abarth	

SPEED

1	25 BEN Samir	Tatuus F4 T014 Abarth	199,3
2	17 BIZZOTTO Leonardo	Tatuus F4 T014 Abarth	198,9
3	56 MEGUETOUNIF Sami	Tatuus F4 T014 Abarth	198,5
4	55 BERNIER Victor	Tatuus F4 T014 Abarth	198,2
5	24 WISNICKI Piotr	Tatuus F4 T014 Abarth	198,2
6	13 DUFEK Joshua	Tatuus F4 T014 Abarth	197,8
7	23 ZUNIGA Erick	Tatuus F4 T014 Abarth	197,8
8	41 RIED Jonas	Tatuus F4 T014 Abarth	197,8
9	28 BRASCHI Francesco	Tatuus F4 T014 Abarth	197,8
10	27 GARCJARCE DAVILA Jorge	Tatuus F4 T014 Abarth	197,8
11	18 CENYU Han	Tatuus F4 T014 Abarth	197,8
12	87 BEARMAN Oliver	Tatuus F4 T014 Abarth	197,8
13	88 AL QUBAISI Hamda	Tatuus F4 T014 Abarth	197,8
14	15 BEDRIN Nikita	Tatuus F4 T014 Abarth	197,4
15	52 REXHEPI Eron	Tatuus F4 T014 Abarth	197,1
16	72 FORNAROLI Leonardo	Tatuus F4 T014 Abarth	197,1
17	83 WEUG Maya	Tatuus F4 T014 Abarth	196,7
18	20 CONRAD Laursen	Tatuus F4 T014 Abarth	196,7
19	37 SZTUKA Kacper	Tatuus F4 T014 Abarth	196,7
20	6 MONTOYA Sebastian	Tatuus F4 T014 Abarth	196,7
21	86 VALINT Bence	Tatuus F4 T014 Abarth	196,7
22	7 SMAL Kirill	Tatuus F4 T014 Abarth	196,7
23	12 PATRESE Lorenzo	Tatuus F4 T014 Abarth	196,4
24	35 BAPTISTE Nicolas	Tatuus F4 T014 Abarth	196,4
25	10 DÜRKSEN Joshua	Tatuus F4 T014 Abarth	196,4
26	73 ARMANNI Pietro	Tatuus F4 T014 Abarth	195,7
27	11 REVESZ Levente	Tatuus F4 T014 Abarth	195,3
28	77 PERINO Pedro	Tatuus F4 T014 Abarth	194,9
29	54 AMAND Marcus	Tatuus F4 T014 Abarth	194,2

SEG. 1

1	55 BERNIER Victor	23.878
2	6 MONTOYA Sebastian	23.902
3	10 DÜRKSEN Joshua	23.903
4	72 FORNAROLI Leonardo	23.924
5	7 SMAL Kirill	23.933
6	56 MEGUETOUNIF Sami	23.954
7	24 WISNICKI Piotr	23.986
8	35 BAPTISTE Nicolas	24.011
9	88 AL QUBAISI Hamda	24.029
10	87 BEARMAN Oliver	24.041
11	41 RIED Jonas	24.045
12	23 ZUNIGA Erick	24.046
13	13 DUFEK Joshua	24.070
14	15 BEDRIN Nikita	24.086
15	37 SZTUKA Kacper	24.099
16	54 AMAND Marcus	24.110
17	86 VALINT Bence	24.111
18	20 CONRAD Laursen	24.124
19	73 ARMANNI Pietro	24.126
20	52 REXHEPI Eron	24.133
21	17 BIZZOTTO Leonardo	24.137
22	25 BEN Samir	24.139
23	28 BRASCHI Francesco	24.148
24	12 PATRESE Lorenzo	24.164
25	83 WEUG Maya	24.199
26	77 PERINO Pedro	24.203
27	18 CENYU Han	24.242
28	27 GARCJARCE DAVILA J	24.317
29	11 REVESZ Levente	24.348

SEG. 2

1	7 SMAL Kirill	22.786
2	20 CONRAD Laursen	22.803
3	6 MONTOYA Sebastian	22.813
4	56 MEGUETOUNIF Sami	22.853
5	55 BERNIER Victor	22.858
6	10 DÜRKSEN Joshua	22.858
7	35 BAPTISTE Nicolas	22.865
8	15 BEDRIN Nikita	22.876
9	72 FORNAROLI Leonardo	22.880
10	18 CENYU Han	22.885
11	87 BEARMAN Oliver	22.892
12	23 ZUNIGA Erick	22.899
13	13 DUFEK Joshua	22.902
14	83 WEUG Maya	22.902
15	88 AL QUBAISI Hamda	22.926
16	24 WISNICKI Piotr	22.933
17	41 RIED Jonas	22.943
18	37 SZTUKA Kacper	22.970
19	12 PATRESE Lorenzo	22.972
20	17 BIZZOTTO Leonardo	22.975
21	28 BRASCHI Francesco	22.981
22	52 REXHEPI Eron	23.001
23	25 BEN Samir	23.034
24	11 REVESZ Levente	23.049
25	54 AMAND Marcus	23.068
26	86 VALINT Bence	23.095
27	27 GARCJARCE DAVILA J	23.098
28	77 PERINO Pedro	23.100
29	73 ARMANNI Pietro	23.102

SEG. 3

1	55 BERNIER Victor	26.966
2	7 SMAL Kirill	26.975
3	87 BEARMAN Oliver	26.975
4	72 FORNAROLI Leonardo	26.987
5	41 RIED Jonas	27.034
6	56 MEGUETOUNIF Sami	27.039
7	88 AL QUBAISI Hamda	27.045
8	10 DÜRKSEN Joshua	27.050
9	35 BAPTISTE Nicolas	27.084
10	13 DUFEK Joshua	27.092
11	20 CONRAD Laursen	27.093
12	6 MONTOYA Sebastian	27.095
13	15 BEDRIN Nikita	27.109
14	28 BRASCHI Francesco	27.164
15	52 REXHEPI Eron	27.190
16	23 ZUNIGA Erick	27.197
17	17 BIZZOTTO Leonardo	27.219
18	18 CENYU Han	27.228
19	37 SZTUKA Kacper	27.230
20	86 VALINT Bence	27.231
21	24 WISNICKI Piotr	27.243
22	12 PATRESE Lorenzo	27.245
23	73 ARMANNI Pietro	27.263
24	54 AMAND Marcus	27.277
25	11 REVESZ Levente	27.292
26	83 WEUG Maya	27.294
27	25 BEN Samir	27.319
28	27 GARCJARCE DAVILA J	27.344
29	77 PERINO Pedro	27.346

SEG. 4

1	55 BERNIER Victor	20.511
2	7 SMAL Kirill	20.522
3	72 FORNAROLI Leonardo	20.529
4	41 RIED Jonas	20.545
5	6 MONTOYA Sebastian	20.549
6	56 MEGUETOUNIF Sami	20.603
7	18 CENYU Han	20.604
8	87 BEARMAN Oliver	20.628
9	88 AL QUBAISI Hamda	20.644
10	25 BEN Samir	20.650
11	28 BRASCHI Francesco	20.660
12	13 DUFEK Joshua	20.679
13	17 BIZZOTTO Leonardo	20.689
14	15 BEDRIN Nikita	20.693
15	10 DÜRKSEN Joshua	20.700
16	23 ZUNIGA Erick	20.703
17	83 WEUG Maya	20.721
18	35 BAPTISTE Nicolas	20.724
19	20 CONRAD Laursen	20.734
20	27 GARCJARCE DAVILA J	20.758
21	54 AMAND Marcus	20.773
22	24 WISNICKI Piotr	20.776
23	52 REXHEPI Eron	20.788
24	12 PATRESE Lorenzo	20.791
25	37 SZTUKA Kacper	20.804
26	73 ARMANNI Pietro	20.827
27	86 VALINT Bence	20.861
28	77 PERINO Pedro	20.894
29	11 REVESZ Levente	20.930

