

ACI Racing Weekend Vallelunga, 26-27 Giugno 2021

Italian F4 Championship by Abarth - Result Race 2

Laps 17 = 69,445 km - Avg 129,415 km/h - Race Time 32'11.782

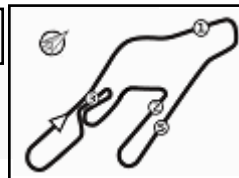
No.	Driver	Nat	Entrant	Team	Car	Class	Laps	Time	Gap	Rel.	Fastest Lap
1	87 BEARMAN Oliver	GBR	Van Amersfoort Racing	Van Amersfoort Racing	Tatuus F4 T014 Abarth		17	32'11.782		7	1'34.070
2	70 TRAMNITZ Tim	DEU	US Racing	US Racing	Tatuus F4 T014 Abarth		17	32'12.078	0.296	0.296	12 1'34.274
3	13 DUFEK Joshua	AUT	Van Amersfoort Racing	Van Amersfoort Racing	Tatuus F4 T014 Abarth		17	32'12.806	1.024	0.728	12 1'34.412
4	10 DÜRKEN Joshua	PRY	Muecke Motorsport	Muecke Motorsport	Tatuus F4 T014 Abarth		17	32'13.181	1.399	0.375	11 1'34.522
5	20 LAURSEN Conrad	DNK	Prema Powerteam	Prema Powerteam	Tatuus F4 T014 Abarth	R	17	32'13.543	1.761	0.362	11 1'34.626
6	7 SMAL Kirill	RUS	Prema Powerteam	Prema Powerteam	Tatuus F4 T014 Abarth		17	32'13.805	2.023	0.262	11 1'34.913
7	86 VALINT Bence	HUN	Van Amersfoort Racing	Van Amersfoort Racing	Tatuus F4 T014 Abarth		17	32'14.526	2.744	0.721	10 1'34.906
8	72 FORNAROLI Leonardo	ITA	Iron Lynx	Iron Lynx	Tatuus F4 T014 Abarth		17	32'14.715	2.933	0.189	11 1'35.019
9	11 REVESZ Levente	HUN	AKM Motorsport	AKM Motorsport	Tatuus F4 T014 Abarth	R	17	32'15.387	3.605	0.672	11 1'35.090
10	24 WISNICKI Piotr	POL	Jenzer Motorsport	Jenzer Motorsport	Tatuus F4 T014 Abarth		17	32'16.190	4.408	0.803	10 1'34.815
11	83 WEUG Maya	BEL	Iron Lynx	Iron Lynx	Tatuus F4 T014 Abarth	R	17	32'16.846	5.064	0.656	11 1'35.353
12	2 WURZ Charlie	AUT	Prema Powerteam	Prema Powerteam	Tatuus F4 T014 Abarth	R	17	32'17.474	5.692	0.628	9 1'34.884
13	77 PERINO Pedro	POR	DR Formula	DR Formula	Tatuus F4 T014 Abarth	R	17	32'19.042	7.260	1.568	11 1'35.469
14	17 BIZZOTTO Leonardo	ITA	BVM Racing	BVM Racing	Tatuus F4 T014 Abarth	R	17	32'19.558	7.776	0.516	8 1'35.248
15	35 BAPTISTE Nicolas	COL	Cram Motorsport	Cram Motorsport	Tatuus F4 T014 Abarth	R	17	32'19.799	8.017	0.241	11 1'35.231
16	88 AL QUBAIS Hamda	UAE	Prema Powerteam	Prema Powerteam	Tatuus F4 T014 Abarth		17	32'20.022	8.240	0.223	11 1'34.848
17	37 SZTUKA Kacper	POL	AS Motorsport	AS Motorsport	Tatuus F4 T014 Abarth	R	17	32'20.597	8.815	0.575	11 1'35.315
18	52 REXHEPI Eron	CHE	BVM Racing	BVM Racing	Tatuus F4 T014 Abarth	R	17	32'20.980	9.198	0.383	8 1'35.503
19	23 ZUNIGA Erick	MEX	Muecke Motorsport	Muecke Motorsport	Tatuus F4 T014 Abarth		17	32'21.254	9.472	0.274	10 1'35.523
20	25 BEN Samir	CHE	Jenzer Motorsport	Jenzer Motorsport	Tatuus F4 T014 Abarth	R	17	32'21.513	9.731	0.259	11 1'35.114
21	79 MARKOGIANNIS Georgios	GRC	Cram Motorsport	Cram Motorsport	Tatuus F4 T014 Abarth	R	17	32'22.273	10.491	0.760	12 1'35.820
22	22 CATINO Vittorio	ITA	Cram Motorsport	Cram Motorsport	Tatuus F4 T014 Abarth	R	17	32'22.703	10.921	0.430	11 1'36.013
23	18 CENYU Han	CHN	Van Amersfoort Racing	Van Amersfoort Racing	Tatuus F4 T014 Abarth		17	32'24.243	12.461	1.540	10 1'34.595
24P	41 RIED Jonas	DEU	Muecke Motorsport	Muecke Motorsport	Tatuus F4 T014 Abarth	R	17	32'39.981	28.199	15.738	11 1'35.166
25	15 BEDRIN Nikita	RUS	Van Amersfoort Racing	Van Amersfoort Racing	Tatuus F4 T014 Abarth	R	11	19'49.092	6 Laps	6 Laps	11 1'34.792
26	69 LOMKO Vlad	RUS	US Racing	US Racing	Tatuus F4 T014 Abarth		11	19'49.740	6 Laps	0.648	11 1'34.816
27	28 BRASCHI Francesco	ITA	Jenzer Motorsport	Jenzer Motorsport	Tatuus F4 T014 Abarth	R	11	19'52.155	6 Laps	2.415	10 1'35.037
----- Not Classified -----											
RET	12 PATRESE Lorenzo	ITA	AKM Motorsport	AKM Motorsport	Tatuus F4 T014 Abarth	R	10	18'30.702	7 Laps		5 1'36.665
RET	6 MONTOYA Sebastian	COL	Prema Powerteam	Prema Powerteam	Tatuus F4 T014 Abarth		10	18'46.115	7 Laps		7 1'34.497
RET	73 ARMANNI Pietro	ITA	Iron Lynx	Iron Lynx	Tatuus F4 T014 Abarth	R	1	3'08.216	16 Laps		
RET	27 GARCIZARCE DAVILA Jorge	MEX	Jenzer Motorsport	Jenzer Motorsport	Tatuus F4 T014 Abarth		0				

Starting: 31 Classified: 27 Not Classified: 0 Retired: 4 Not Started: 0
Fastest Lap N. 7 No. 87 Oliver Bearman Time 1'34.070 Avg. 156,330 Km/h

The driver n. 41 (Ried J.) penalized of 25 sec for Stewards decision

Humidity:	37%	AIR:	32°C
Condition:	DRY	Temp:	55°C





Vallelunga auto 4.085 m

ACI Racing Weekend Vallelunga, 26-27 Giugno 2021
Italian F4 Championship by Abarth - Result by Class Race 2

Rookie

Laps 17 = 69,445 km - Avg 129,297 km/h - Race Time 32'13.543

No.	Driver	Nat	Entrant	Team	Car	Laps	Time	Gap	Rel.	Fastest Lap
1	20 LAURSEN Conrad	DNK	Prema Powerteam	Prema Powerteam	Tatuus F4 T014 Abarth	17	32'13.543			11 1'34.626
2	11 REVESZ Levente	HUN	AKM Motorsport	AKM Motorsport	Tatuus F4 T014 Abarth	17	32'15.387	1.844	1.844	11 1'35.090
3	83 WEUG Maya	BEL	Iron Lynx	Iron Lynx	Tatuus F4 T014 Abarth	17	32'16.846	3.303	1.459	11 1'35.353
4	2 WURZ Charlie	AUT	Prema Powerteam	Prema Powerteam	Tatuus F4 T014 Abarth	17	32'17.474	3.931	0.628	9 1'34.884
5	77 PERINO Pedro	POR	DR Formula	DR Formula	Tatuus F4 T014 Abarth	17	32'19.042	5.499	1.568	11 1'35.469
6	17 BIZZOTTO Leonardo	ITA	BVM Racing	BVM Racing	Tatuus F4 T014 Abarth	17	32'19.558	6.015	0.516	8 1'35.248
7	35 BAPTISTE Nicolas	COL	Cram Motorsport	Cram Motorsport	Tatuus F4 T014 Abarth	17	32'19.799	6.256	0.241	11 1'35.231
8	37 SZTUKA Kacper	POL	AS Motorsport	AS Motorsport	Tatuus F4 T014 Abarth	17	32'20.597	7.054	0.798	11 1'35.315
9	52 REXHEPI Eron	CHE	BVM Racing	BVM Racing	Tatuus F4 T014 Abarth	17	32'20.980	7.437	0.383	8 1'35.503
10	25 BEN Samir	CHE	Jenzer Motorsport	Jenzer Motorsport	Tatuus F4 T014 Abarth	17	32'21.513	7.970	0.533	11 1'35.114
11	79 MARKOGIANNIS Georgios	GRC	Cram Motorsport	Cram Motorsport	Tatuus F4 T014 Abarth	17	32'22.273	8.730	0.760	12 1'35.820
12	22 CATINO Vittorio	ITA	Cram Motorsport	Cram Motorsport	Tatuus F4 T014 Abarth	17	32'22.703	9.160	0.430	11 1'36.013
13P	41 RIED Jonas	DEU	Muecke Motorsport	Muecke Motorsport	Tatuus F4 T014 Abarth	17	32'39.981	26.438	17.278	11 1'35.166
14	15 BEDRIN Nikita	RUS	Van Amersfoort Racing	Van Amersfoort Racing	Tatuus F4 T014 Abarth	11	19'49.092	6 Laps	6 Laps	11 1'34.792
15	28 BRASCHI Francesco	ITA	Jenzer Motorsport	Jenzer Motorsport	Tatuus F4 T014 Abarth	11	19'52.155	6 Laps	3.063	10 1'35.037
----- Not Classified -----										
RET	12 PATRESE Lorenzo	ITA	AKM Motorsport	AKM Motorsport	Tatuus F4 T014 Abarth	10	18'30.702	7 Laps		5 1'36.665
RET	73 ARMANI Pietro	ITA	Iron Lynx	Iron Lynx	Tatuus F4 T014 Abarth	1	3'08.216	16 Laps		

Starting: 17 Classified: 15 Not Classified: 0 Retired: 2 Not Started: 0
Fastest Lap N. 11 No. 20 Conrad Laursen Time 1'34.626 Avg. 155,412 Km/h

Humidity:	37%	AIR:	32°C
Condition:	DRY	Temp:	55°C

Clerk of the Course : Gianfranco Bonifacio

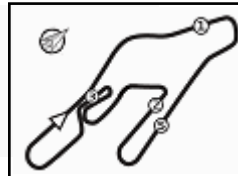
Race Director : Alessandro Ferrari

27/06/2021 Start 13:03 End 13:35



Powered by FICr PERUGIA TIMING





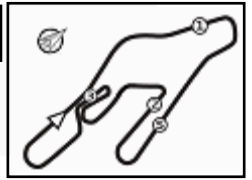
Vallelunga auto 4.085 m

ACI Racing Weekend Vallelunga, 26-27 Giugno 2021
Italian F4 Championship by Abarth - Lap Chart Race 2

		Lap																
		1	2	3	4	5	6	7	8	9	10	11	12	13	14	15	16	17
1	6	6	6	6	6	6	6	6	6	6	87	87	87	87	87	87	87	87
2	70	70	70	70	70	70	87	87	87	70	70	70	70	70	70	70	70	70
3	13	13	13	87	87	87	70	70	70	13	13	13	13	13	13	13	13	13
4	87	87	87	13	13	13	13	13	13	10	10	10	10	10	10	10	10	10
5	20	20	20	20	10	10	10	10	10	20	20	20	20	20	20	20	20	20
6	10	10	10	10	7	20	20	20	20	7	7	7	7	7	7	7	7	7
7	7	7	7	7	20	7	7	7	7	88	88	86	86	86	86	86	86	86
8	88	88	88	88	88	88	88	88	88	15	15	72	72	72	72	72	72	72
9	86	86	86	86	15	15	15	15	15	69	69	41	41	41	41	41	41	41
10	15	15	15	15	69	69	69	69	69	86	86	11	11	11	11	11	11	11
11	69	69	69	69	86	86	86	86	86	72	72	24	24	24	24	24	24	24
12	72	72	72	72	72	72	72	72	72	28	28	83	83	83	83	83	83	83
13	41	41	41	28	28	28	28	28	28	41	41	2	2	2	2	2	2	2
14	28	28	28	41	41	41	41	41	41	11	11	77	77	77	77	77	77	77
15	11	11	11	11	11	11	11	11	11	24	24	17	17	17	17	17	17	17
16	77	77	77	77	77	77	83	83	83	83	83	35	35	35	35	35	35	35
17	17	17	17	83	83	83	77	77	77	24	77	77	88	88	88	88	88	88
18	83	83	83	17	17	17	24	24	77	2	2	37	37	37	37	37	37	37
19	37	37	37	37	24	24	17	17	17	17	17	52	52	52	52	52	52	52
20	24	24	24	24	37	35	35	35	2	35	35	23	23	23	23	23	23	23
21	35	35	35	35	35	37	2	2	35	37	37	25	25	25	25	25	25	25
22	12	12	12	12	12	2	37	37	37	52	52	79	79	79	79	79	79	79
23	52	52	52	52	52	12	52	52	52	23	23	22	22	22	22	22	22	22
24	18	18	18	18	2	52	12	23	23	25	25	18	18	18	18	18	18	18
25	2	2	2	2	18	18	18	12	25	79	79							
26	25	25	25	25	25	25	25	25	12	22	22							
27	22	22	22	22	23	79	23	79	79	12	18							
28	23	23	23	23	79	23	79	22	22	6								
29	79	79	79	79	22	22	22	18	18	18								
30	73																	

Final Result		
1	87 BEARMAN O.	Laps 17
2	70 TRAMNITZ T.	0.296
3	13 DUFEK J.	1.024
4	10 DÜRKSEN J.	1.399
5	20 LAURSEN C.	1.761
6	7 SMAL K.	2.023
7	86 VALINT B.	2.744
8	72 FORNAROLI L.	2.933
9	11 REVESZ L.	3.605
10	24 WISNICKI P.	4.408
11	83 WEUG M.	5.064
12	2 WURZ C.	5.692
13	77 PERINO P.	7.260
14	17 BIZZOTTO L.	7.776
15	35 BAPTISTE N.	8.017
16	88 AL QUBAISI H.	8.240
17	37 SZTUKA K.	8.815
18	52 REXHEPI E.	9.198
19	23 ZUNIGA E.	9.472
20	25 BEN S.	9.731
21	79 MARKOGIANNIS G.	10.491
22	22 CATINO V.	10.921
23	18 CENYU H.	12.461
24	41 RIED J. (P)	28.199
25	15 BEDRIN N.	6 Laps
26	69 LOMKO V.	6 Laps
27	28 BRASCHI F.	6 Laps
RET	12 PATRESE L.	7 Laps
RET	6 MONTOYA S.	7 Laps
RET	73 ARMANI P.	16 Laps
RET	27 GARCJARCE DAVILA	





Vallelunga auto 4.085 m

ACI Racing Weekend Vallelunga, 26-27 Giugno 2021
Italian F4 Championship by Abarth - Best Sectors & Speed Race 2

RESULTS

1	87 BEARMAN Oliver	Tatuus F4 T014 Abarth	Laps 17
2	70 TRAMNITZ Tim	Tatuus F4 T014 Abarth	0.296
3	13 DUFEEK Joshua	Tatuus F4 T014 Abarth	1.024
4	10 DÜRKSEN Joshua	Tatuus F4 T014 Abarth	1.399
5	20 LAURSEN Conrad	Tatuus F4 T014 Abarth	1.761
6	7 SMAL Kirill	Tatuus F4 T014 Abarth	2.023
7	86 VALINT Bence	Tatuus F4 T014 Abarth	2.744
8	72 FORNAROLI Leonardo	Tatuus F4 T014 Abarth	2.933
9	11 REVESZ Levente	Tatuus F4 T014 Abarth	3.605
10	24 WISNICKI Piotr	Tatuus F4 T014 Abarth	4.408
11	83 WEUG Maya	Tatuus F4 T014 Abarth	5.064
12	2 WURZ Charlie	Tatuus F4 T014 Abarth	5.692
13	77 PERINO Pedro	Tatuus F4 T014 Abarth	7.260
14	17 BIZZOTTO Leonardo	Tatuus F4 T014 Abarth	7.776
15	35 BAPTISTE Nicolas	Tatuus F4 T014 Abarth	8.017
16	88 AL QUBAISI Hamda	Tatuus F4 T014 Abarth	8.240
17	37 SZTUKA Kacper	Tatuus F4 T014 Abarth	8.815
18	52 REXHEPI Eron	Tatuus F4 T014 Abarth	9.198
19	23 ZUNIGA Erick	Tatuus F4 T014 Abarth	9.472
20	25 BEN Samir	Tatuus F4 T014 Abarth	9.731
21	79 MARKOGIANNIS Georgios	Tatuus F4 T014 Abarth	10.491
22	22 CATINO Vittorio	Tatuus F4 T014 Abarth	10.921
23	18 CENYU Han	Tatuus F4 T014 Abarth	12.461
24	41 RIED Jonas	Tatuus F4 T014 Abarth	28.199
25	15 BEDRIN Nikita	Tatuus F4 T014 Abarth	6 Laps
26	69 LOMKO Vlad	Tatuus F4 T014 Abarth	6 Laps
27	28 BRASCHI Francesco	Tatuus F4 T014 Abarth	6 Laps
RET	12 PATRESE Lorenzo	Tatuus F4 T014 Abarth	7 Laps
RET	6 MONTOYA Sebastian	Tatuus F4 T014 Abarth	7 Laps
RET	73 ARMANNI Pietro	Tatuus F4 T014 Abarth	16 Laps
RET	27 GARCJARCE DAVILA Jorge	Tatuus F4 T014 Abarth	

SPEED

1	23 ZUNIGA Erick	Tatuus F4 T014 Abarth	216,9
2	2 WURZ Charlie	Tatuus F4 T014 Abarth	215,1
3	35 BAPTISTE Nicolas	Tatuus F4 T014 Abarth	215,1
4	25 BEN Samir	Tatuus F4 T014 Abarth	214,7
5	28 BRASCHI Francesco	Tatuus F4 T014 Abarth	214,7
6	52 REXHEPI Eron	Tatuus F4 T014 Abarth	214,7
7	22 CATINO Vittorio	Tatuus F4 T014 Abarth	213,9
8	10 DÜRKSEN Joshua	Tatuus F4 T014 Abarth	213,4
9	18 CENYU Han	Tatuus F4 T014 Abarth	213,4
10	24 WISNICKI Piotr	Tatuus F4 T014 Abarth	213,4
11	69 LOMKO Vlad	Tatuus F4 T014 Abarth	213,4
12	87 BEARMAN Oliver	Tatuus F4 T014 Abarth	213,0
13	7 SMAL Kirill	Tatuus F4 T014 Abarth	213,0
14	20 LAURSEN Conrad	Tatuus F4 T014 Abarth	213,0
15	72 FORNAROLI Leonardo	Tatuus F4 T014 Abarth	213,0
16	86 VALINT Bence	Tatuus F4 T014 Abarth	212,6
17	79 MARKOGIANNIS Georgios	Tatuus F4 T014 Abarth	212,6
18	13 DUFEEK Joshua	Tatuus F4 T014 Abarth	212,6
19	12 PATRESE Lorenzo	Tatuus F4 T014 Abarth	212,2
20	17 BIZZOTTO Leonardo	Tatuus F4 T014 Abarth	212,2
21	77 PERINO Pedro	Tatuus F4 T014 Abarth	212,2
22	88 AL QUBAISI Hamda	Tatuus F4 T014 Abarth	212,2
23	11 REVESZ Levente	Tatuus F4 T014 Abarth	211,8
24	41 RIED Jonas	Tatuus F4 T014 Abarth	211,8
25	15 BEDRIN Nikita	Tatuus F4 T014 Abarth	211,8
26	37 SZTUKA Kacper	Tatuus F4 T014 Abarth	211,8
27	73 ARMANNI Pietro	Tatuus F4 T014 Abarth	211,4
28	70 TRAMNITZ Tim	Tatuus F4 T014 Abarth	210,5
29	6 MONTOYA Sebastian	Tatuus F4 T014 Abarth	210,1
30	83 WEUG Maya	Tatuus F4 T014 Abarth	209,3
31	27 GARCJARCE DAVILA Jorge	Tatuus F4 T014 Abarth	208,9

SEG. 1

1	18 CENYU Han	12.999
2	28 BRASCHI Francesco	13.091
3	87 BEARMAN Oliver	13.108
4	79 MARKOGIANNIS Georgi	13.119
5	23 ZUNIGA Erick	13.126
6	24 WISNICKI Piotr	13.133
7	86 VALINT Bence	13.152
8	10 DÜRKSEN Joshua	13.160
9	69 LOMKO Vlad	13.164
10	72 FORNAROLI Leonardo	13.174
11	2 WURZ Charlie	13.177
12	35 BAPTISTE Nicolas	13.179
13	25 BEN Samir	13.183
14	15 BEDRIN Nikita	13.203
15	20 LAURSEN Conrad	13.205
16	17 BIZZOTTO Leonardo	13.208
17	77 PERINO Pedro	13.210
18	13 DUFEEK Joshua	13.213
19	88 AL QUBAISI Hamda	13.226
20	7 SMAL Kirill	13.227
21	11 REVESZ Levente	13.233
22	52 REXHEPI Eron	13.235
23	12 PATRESE Lorenzo	13.236
24	37 SZTUKA Kacper	13.237
25	22 CATINO Vittorio	13.242
26	41 RIED Jonas	13.263
27	70 TRAMNITZ Tim	13.305
28	6 MONTOYA Sebastian	13.326
29	83 WEUG Maya	13.368
30	73 ARMANNI Pietro	14.000
31	27 GARCJARCE DAVILA J	23.056

SEG. 2

1	87 BEARMAN Oliver	32.748
2	6 MONTOYA Sebastian	32.849
3	13 DUFEEK Joshua	32.869
4	10 DÜRKSEN Joshua	32.880
5	70 TRAMNITZ Tim	32.902
6	18 CENYU Han	32.926
7	28 BRASCHI Francesco	32.947
8	86 VALINT Bence	32.954
9	69 LOMKO Vlad	32.980
10	20 LAURSEN Conrad	32.984
11	41 RIED Jonas	33.022
12	72 FORNAROLI Leonardo	33.025
13	11 REVESZ Levente	33.031
14	7 SMAL Kirill	33.045
15	2 WURZ Charlie	33.046
16	15 BEDRIN Nikita	33.056
17	17 BIZZOTTO Leonardo	33.072
18	88 AL QUBAISI Hamda	33.097
19	24 WISNICKI Piotr	33.098
20	77 PERINO Pedro	33.135
21	25 BEN Samir	33.200
22	23 ZUNIGA Erick	33.206
23	52 REXHEPI Eron	33.210
24	35 BAPTISTE Nicolas	33.240
25	37 SZTUKA Kacper	33.250
26	79 MARKOGIANNIS Georgi	33.250
27	83 WEUG Maya	33.321
28	22 CATINO Vittorio	33.399
29	12 PATRESE Lorenzo	33.546
30	73 ARMANNI Pietro	36.338

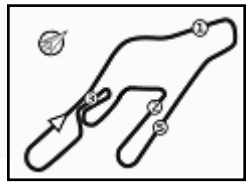
SEG. 3

1	70 TRAMNITZ Tim	28.033
2	87 BEARMAN Oliver	28.107
3	10 DÜRKSEN Joshua	28.116
4	13 DUFEEK Joshua	28.150
5	18 CENYU Han	28.198
6	20 LAURSEN Conrad	28.205
7	15 BEDRIN Nikita	28.221
8	6 MONTOYA Sebastian	28.267
9	7 SMAL Kirill	28.288
10	24 WISNICKI Piotr	28.316
11	2 WURZ Charlie	28.317
12	25 BEN Samir	28.333
13	88 AL QUBAISI Hamda	28.341
14	69 LOMKO Vlad	28.347
15	83 WEUG Maya	28.368
16	35 BAPTISTE Nicolas	28.383
17	11 REVESZ Levente	28.444
18	86 VALINT Bence	28.450
19	28 BRASCHI Francesco	28.471
20	72 FORNAROLI Leonardo	28.491
21	23 ZUNIGA Erick	28.502
22	37 SZTUKA Kacper	28.522
23	17 BIZZOTTO Leonardo	28.546
24	52 REXHEPI Eron	28.584
25	77 PERINO Pedro	28.585
26	41 RIED Jonas	28.591
27	79 MARKOGIANNIS Georgi	28.632
28	12 PATRESE Lorenzo	28.737
29	22 CATINO Vittorio	28.827
30	73 ARMANNI Pietro	30.574

SEG. 4

1	87 BEARMAN Oliver	19.797
2	6 MONTOYA Sebastian	19.804
3	20 LAURSEN Conrad	19.830
4	70 TRAMNITZ Tim	19.844
5	13 DUFEEK Joshua	19.849
6	18 CENYU Han	19.856
7	88 AL QUBAISI Hamda	19.877
8	7 SMAL Kirill	19.902
9	72 FORNAROLI Leonardo	19.908
10	15 BEDRIN Nikita	19.931
11	24 WISNICKI Piotr	19.975
12	10 DÜRKSEN Joshua	19.976
13	69 LOMKO Vlad	19.976
14	2 WURZ Charlie	19.986
15	37 SZTUKA Kacper	19.993
16	86 VALINT Bence	19.999
17	28 BRASCHI Francesco	20.015
18	17 BIZZOTTO Leonardo	20.019
19	25 BEN Samir	20.024
20	83 WEUG Maya	20.029
21	41 RIED Jonas	20.031
22	52 REXHEPI Eron	20.083
23	35 BAPTISTE Nicolas	20.086
24	79 MARKOGIANNIS Georgi	20.101
25	11 REVESZ Levente	20.109
26	22 CATINO Vittorio	20.125
27	77 PERINO Pedro	20.143
28	23 ZUNIGA Erick	20.226
29	12 PATRESE Lorenzo	20.246
30	73 ARMANNI Pietro	21.515





Vallelunga auto 4.085 m

ACI Racing Weekend Vallelunga, 26-27 Giugno 2021

Italian F4 Championship by Abarth - Chronological Analysis Race 2

Start at 13:03'14.607

1 / 5

2 C. WURZ (1'34.884)

Lap	Seg.1	Seg.2	Seg.3	Seg.4	Lap Time	km/h	Local Time
1		34.708	31.372	43.124	2'12.877	212,6	13:05'27.484
2	30.843	1'09.576	39.857	32.125	2'52.401	120,1	13:08'19.885
3	19.996	48.283	34.974	22.309	2'05.562	131,7	13:10'25.447
4	13.300	33.621	29.827	20.486	1'37.234	213,4	13:12'02.681
5	13.177	33.286	29.599	20.271	1'36.333	210,5	13:13'39.014
6	13.210	33.535	29.332	20.251	1'36.328	213,0	13:15'15.342
7	13.198	33.172	29.141	20.061	1'35.572	215,1	13:16'50.914
8	13.418	33.287	28.723	20.018	1'35.446	211,8	13:18'26.360
9	13.239	33.342	28.317	19.986	1'34.884	209,3	13:20'01.244
10	13.306	33.046	28.424	20.127	1'34.903	212,6	13:21'36.147
11	13.293	33.394	28.466	20.206	1'35.359	211,8	13:23'11.506
12	13.277	34.442	29.359	20.512	1'37.590	214,3	13:24'49.096
13	13.696	34.997	32.375	22.428	1'43.496	207,7	13:26'32.592
14	21.567	1'03.411	38.105	29.172	2'32.255	104,9	13:29'04.847
15	19.534	49.753	37.005	28.879	2'15.171	120,9	13:31'20.018
16	18.704	45.334	36.495	26.204	2'06.737	146,9	13:33'26.755
17	18.194	42.720	36.531	27.881	2'05.326	146,3	13:35'32.081
							Race Time 32'17.474

9	13.454	33.019	28.293	19.986	1'34.752	210,1	13:19'49.957
10	13.501	32.902	28.134	19.994	1'34.531	210,1	13:21'24.488
11	13.492	32.880	28.174	19.976	1'34.522	211,8	13:22'59.010
12	13.471	32.885	28.116	20.067	1'34.539	211,4	13:24'33.549
13	13.870	40.399	34.001	22.355	1'50.625	173,9	13:26'24.174
14	23.592	59.603	41.862	28.448	2'33.505	126,3	13:28'57.679
15	20.103	48.157	38.902	28.054	2'15.216	161,4	13:31'12.895
16	17.370	46.270	36.690	26.061	2'06.391	180,6	13:33'19.286
17	16.552	44.295	38.564	29.091	2'08.502	165,4	13:35'27.788
							Race Time 32'13.181

11 L. REVESZ (1'35.090)

Lap	Seg.1	Seg.2	Seg.3	Seg.4	Lap Time	km/h	Local Time
1		34.816	30.416	40.078	2'06.372	210,5	13:05'20.979
2	29.926	1'07.828	42.141	30.975	2'50.870	119,6	13:08'11.849
3	19.436	45.555	41.576	23.693	2'10.260	146,9	13:10'22.109
4	13.361	33.439	29.525	20.723	1'37.048	209,7	13:11'59.157
5	13.233	33.396	29.161	20.516	1'36.306	211,8	13:13'35.463
6	13.337	33.253	29.002	20.321	1'35.913	209,3	13:15'11.376
7	13.381	33.218	28.797	20.242	1'35.638	208,5	13:16'47.014
8	13.409	33.036	28.727	20.339	1'35.511	209,3	13:18'22.525
9	13.507	33.180	28.697	20.197	1'35.581	208,9	13:19'58.106
10	13.479	33.141	28.572	20.158	1'35.350	209,3	13:21'33.456
11	13.506	33.031	28.444	20.109	1'35.090	209,7	13:23'08.546
12	13.535	33.663	28.943	20.211	1'36.352	209,7	13:24'44.898
13	14.141	35.656	33.429	22.187	1'45.413	208,9	13:26'30.311
14	22.041	1'02.206	39.164	28.373	2'31.784	119,6	13:29'02.095
15	20.012	49.829	37.150	28.412	2'15.403	144,8	13:31'17.498
16	18.494	46.141	35.923	25.603	2'06.161	159,5	13:33'23.659
17	17.173	44.832	36.502	27.828	2'06.335	144,6	13:35'29.994
							Race Time 32'15.387

6 S. MONTOYA (1'34.497)

Lap	Seg.1	Seg.2	Seg.3	Seg.4	Lap Time	km/h	Local Time
1			28.984	35.645	1'56.833	206,9	13:05'11.440
2	29.990	1'03.778	44.149	32.742	2'50.659	102,5	13:08'02.099
3	19.141	44.341	45.916	25.922	2'15.320	173,9	13:10'17.419
4	13.459	32.976	28.515	19.804	1'34.754	210,1	13:11'52.173
5	13.335	32.849	28.535	19.894	1'34.613	209,3	13:13'26.786
6	13.326	33.023	28.391	19.829	1'34.569	208,5	13:15'01.355
7	13.392	32.963	28.312	19.830	1'34.497	208,5	13:16'35.854
8	13.430	32.890	28.306	19.906	1'34.532	208,5	13:18'10.382
9	13.539	32.974	28.325	19.885	1'34.723	210,1	13:19'45.107
10	13.550	32.995	28.267	1'00.803	2'15.615P	210,1	13:22'00.722
							Race Time 18'46.115

12 L. PATRESE (1'36.665)

Lap	Seg.1	Seg.2	Seg.3	Seg.4	Lap Time	km/h	Local Time
1		35.037	32.768	42.426	2'11.393	202,6	13:05'26.000
2	30.043	1'08.574	40.822	32.023	2'51.462	117,3	13:08'17.462
3	19.791	46.351	38.398	22.536	2'07.076	145,7	13:10'24.538
4	13.351	33.546	30.073	20.246	1'37.216	212,2	13:12'01.754
5	13.236	33.672	29.449	20.308	1'36.665	210,5	13:13'38.419
6	13.298	33.811	29.780	20.575	1'37.464	209,3	13:15'15.883
7	13.353	33.569	29.632	20.438	1'36.992	208,5	13:16'52.875
8	13.384	34.480	29.306	20.416	1'37.586	206,1	13:18'30.461
9	13.512	33.783	29.066	20.662	1'37.023	206,9	13:20'07.484
10	13.635	33.960	29.526	20.704	1'37.825	208,5	13:21'45.309
							Race Time 18'30.702

7 K. SMAL (1'34.913)

Lap	Seg.1	Seg.2	Seg.3	Seg.4	Lap Time	km/h	Local Time
1		34.176	30.077	37.287	2'01.187	211,4	13:05'15.794
2	29.970	1'04.965	44.806	30.455	2'50.196	99,9	13:08'05.990
3	18.904	45.187	44.014	25.462	2'13.567	177,9	13:10'19.557
4	13.227	33.595	29.143	20.046	1'36.011	212,6	13:11'55.568
5	13.464	33.315	29.071	20.172	1'36.022	213,0	13:13'31.590
6	13.440	33.475	28.708	20.030	1'35.653	211,4	13:15'07.243
7	13.332	33.082	28.607	19.966	1'34.987	208,9	13:16'42.230
8	13.392	33.067	28.568	20.039	1'35.066	209,7	13:18'17.296
9	13.536	33.215	28.424	19.928	1'35.103	208,1	13:19'52.399
10	13.558	33.054	28.365	19.983	1'34.960	209,3	13:21'27.359
11	13.613	33.045	28.288	19.967	1'34.913	209,7	13:23'02.272
12	13.577	33.346	28.294	19.902	1'35.119	209,3	13:24'37.391
13	13.918	38.720	34.040	22.633	1'49.311	201,5	13:26'26.702
14	22.563	1'01.024	40.356	28.431	2'32.374	129,5	13:28'59.076
15	20.070	48.822	38.174	28.272	2'15.338	143,0	13:31'14.414
16	17.448	47.039	35.864	25.910	2'06.261	170,1	13:33'20.675
17	16.358	44.863	37.845	28.671	2'07.737	168,5	13:35'28.412
							Race Time 32'13.805

13 J. DUFEEK (1'34.412)

Lap	Seg.1	Seg.2	Seg.3	Seg.4	Lap Time	km/h	Local Time
1		34.240	29.567	35.165	1'58.001	208,5	13:05'12.608
2	29.861	1'04.432	44.222	32.147	2'50.662	107,7	13:08'03.270
3	19.055	44.885	45.170	25.967	2'15.077	166,4	13:10'18.347
4	13.398	33.573	28.996	20.090	1'36.057	212,6	13:11'54.404
5	13.244	33.104	28.623	19.900	1'34.871	211,4	13:13'29.275
6	13.213	33.021	28.638	19.988	1'34.860	209,7	13:15'04.135
7	13.365	33.048	28.505	19.899	1'34.817	208,9	13:16'38.952
8	13.355	33.063	28.364	19.941	1'34.723	209,7	13:18'13.675
9	13.442	33.025	28.298	19.856	1'34.621	209,3	13:19'48.296
10	13.453	33.040	28.150	20.071	1'34.714	210,1	13:21'23.010
11	13.495	32.869	28.193	19.867	1'34.424	211,4	13:22'57.434
12	13.457	32.925	28.181	19.849	1'34.412	210,9	13:24'31.846
13	13.439	37.941	34.479	21.639	1'47.498	204,5	13:26'19.344
14	27.284	59.134	41.884	28.887	2'37.189	124,9	13:28'56.533
15	20.163	47.970	39.083	27.476	2'14.692	161,7	13:31'11.225
16	17.956	46.014	36.947	26.303	2'07.220	183,7	13:33'18.445
17	16.514	43.544	39.587	29.323	2'08.968	174,2	13:35'27.413
							Race Time 32'12.806

10 J. DÜRKSEN (1'34.522)

Lap	Seg.1	Seg.2	Seg.3	Seg.4	Lap Time	km/h	Local Time
1		34.393	29.642	36.937	2'00.503	210,1	13:05'15.110
2	29.860	1'04.988	44.020	31.035	2'49.903	96,9	13:08'05.013
3	19.220	45.179	44.333	25.534	2'14.266	178,2	13:10'19.279
4	13.160	33.631	29.046	20.391	1'36.228	213,4	13:11'55.507
5	13.396	33.158	28.603	20.076	1'35.233	210,1	13:13'30.740
6	13.305	33.187	28.516	20.153	1'35.161	207,7	13:15'05.901
7	13.373	32.985	28.359	19.982	1'34.699	209,3	13:16'40.600
8	13.368	32.898	28.344	19.995	1'34.605	209,3	13:18'15.205
							Race Time 32'13.805

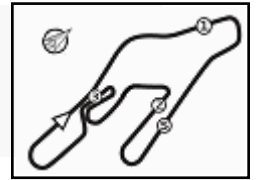
27/06/2021

P = Pits In/Out - C = Lap Time Cancelled



Powered by FICr PERUGIA TIMING





Vallelunga auto 4.085 m

ACI Racing Weekend Vallelunga, 26-27 Giugno 2021
Italian F4 Championship by Abarth - Chronological Analysis Race 2

Start at 13:03'14.607

15 N. BEDRIN (1'34.792)							
Lap	Seg.1	Seg.2	Seg.3	Seg.4	Lap Time	km/h	Local Time
1		34.686	30.625	37.811	2'03.132	206,5	13:05'17.739
2	30.224	1'05.985	43.416	31.191	2'50.816	109,2	13:08'08.555
3	18.888	45.038	43.092	24.795	2'11.813	154,5	13:10'20.368
4	13.356	33.828	29.076	20.198	1'36.458	210,1	13:11'56.826
5	13.203	33.611	29.130	20.170	1'36.114	211,8	13:13'32.940
6	13.293	33.211	28.653	20.196	1'35.353	209,3	13:15'08.293
7	13.371	33.398	28.777	19.931	1'35.477	208,5	13:16'43.770
8	13.413	33.208	28.355	19.964	1'34.940	209,3	13:18'18.710
9	13.489	33.178	28.393	20.089	1'35.149	208,1	13:19'53.859
10	13.483	33.187	28.369	20.009	1'35.048	209,3	13:21'28.907
11	13.514	33.055	28.221	20.002	1'34.792	210,1	13:23'03.699
Race Time 19'49.092							

17 L. BIZZOTTO (1'35.248)							
Lap	Seg.1	Seg.2	Seg.3	Seg.4	Lap Time	km/h	Local Time
1		34.971	30.945	41.107	2'08.528	210,1	13:05'23.135
2	30.033	1'07.815	41.473	30.865	2'50.186	142,1	13:08'13.321
3	19.640	45.632	41.146	23.215	2'09.633	158,8	13:10'22.954
4	13.322	33.944	29.705	20.470	1'37.441	210,9	13:12'00.395
5	13.208	33.743	29.274	20.210	1'36.435	210,1	13:13'36.830
6	13.430	34.201	29.395	20.019	1'37.045	205,3	13:15'13.875
7	13.466	33.895	28.985	20.060	1'36.406	206,1	13:16'50.281
8	13.387	33.197	28.638	20.026	1'35.248	208,5	13:18'25.529
9	13.515	33.206	28.546	20.093	1'35.360	206,9	13:20'00.889
10	13.504	33.598	28.741	20.124	1'35.967	204,2	13:21'36.856
11	13.491	33.072	28.683	20.031	1'35.277	210,9	13:23'12.133
12	13.475	33.967	29.795	20.406	1'37.643	212,2	13:24'49.776
13	14.399	36.460	31.097	21.895	1'43.851	206,1	13:26'33.627
14	23.145	1'03.088	37.481	29.764	2'33.478	106,2	13:29'07.105
15	19.149	49.788	36.748	28.809	2'14.494	131,7	13:31'21.599
16	19.020	45.360	36.135	26.111	2'06.626	122,6	13:33'28.225
17	18.510	42.339	36.903	28.188	2'05.940	142,7	13:35'34.165
Race Time 32'19.558							

18 H. CENYU (1'34.595)							
Lap	Seg.1	Seg.2	Seg.3	Seg.4	Lap Time	km/h	Local Time
1		36.548	30.879	42.996	2'12.560	212,6	13:05'27.167
2	30.727	1'09.190	40.244	32.258	2'52.419	117,9	13:08'19.586
3	19.864	48.300	34.917	22.655	2'05.736	136,7	13:10'25.322
4	13.277	33.476	29.929	20.364	1'37.046	213,4	13:12'02.368
5	12.999	34.019	29.713	20.353	1'37.084	208,1	13:13'39.452
6	13.039	33.503	29.821	20.745	1'37.108	213,4	13:15'16.560
7	13.306	33.394	29.332	20.363	1'36.395	213,4	13:16'52.955
8	13.176	33.304	28.779	39.323	1'54.582P	211,8	13:18'47.537
9	17.365	33.258	28.349	19.856	1'38.828P	208,5	13:20'26.365
10	13.500	32.937	28.204	19.954	1'34.595	209,7	13:22'00.960
11	13.503	32.926	28.198	20.028	1'34.655	210,5	13:23'35.615
12	13.473	33.673	31.590	23.028	1'41.764	210,1	13:25'17.379
13	13.652	36.960	31.166	21.060	1'42.838	208,1	13:27'00.217
14	13.606	55.511	35.524	28.381	2'13.022	106,7	13:29'13.239
15	20.127	50.413	36.150	28.017	2'14.707	139,5	13:31'27.946
16	22.120	44.348	34.248	25.858	2'06.574	141,2	13:33'34.520
17	19.596	43.907	33.758	27.069	2'04.330	126,8	13:35'38.850
Race Time 32'24.243							

20 C. LAURSEN (1'34.626)							
Lap	Seg.1	Seg.2	Seg.3	Seg.4	Lap Time	km/h	Local Time
1		34.178	29.659	36.202	1'59.466	212,2	13:05'14.073
2	29.893	1'05.020	43.721	31.559	2'50.193	104,4	13:08'04.266
3	19.145	45.035	44.835	25.755	2'14.770	176,5	13:10'19.036
4	13.397	33.401	28.807	20.698	1'36.303	210,5	13:11'55.339
5	13.903	33.226	29.307	19.963	1'36.399	213,0	13:13'31.738
6	13.205	33.180	28.507	19.921	1'34.813	208,5	13:15'06.551
7	13.334	32.998	28.527	19.895	1'34.754	208,9	13:16'41.305

8	13.326	33.090	28.501	19.876	1'34.793	210,5	13:18'16.098
9	13.433	33.024	28.393	19.868	1'34.718	208,9	13:19'50.816
10	13.465	33.007	28.327	19.965	1'34.764	209,7	13:21'25.580
11	13.520	32.984	28.267	19.855	1'34.626	210,9	13:23'00.206
12	13.482	33.158	28.205	19.830	1'34.675	210,9	13:24'34.881
13	13.532	40.302	33.969	22.302	1'50.105	192,2	13:26'24.986
14	23.470	59.473	41.695	28.786	2'33.424	125,3	13:28'58.410
15	20.170	48.156	38.638	28.061	2'15.025	156,7	13:31'13.435
16	17.360	46.631	36.285	26.310	2'06.586	167,4	13:33'20.021
17	16.507	44.262	38.324	29.036	2'08.129	180,0	13:35'28.150
Race Time 32'13.543							

22 V. CATINO (1'36.013)							
Lap	Seg.1	Seg.2	Seg.3	Seg.4	Lap Time	km/h	Local Time
1		36.441	30.604	44.381	2'14.739	213,9	13:05'29.346
2	31.020	1'09.829	39.039	32.553	2'52.441	109,1	13:08'21.787
3	19.926	48.887	33.505	21.892	2'04.210	131,2	13:10'25.997
4	13.242	33.777	30.180	20.332	1'37.531	213,0	13:12'03.528
5	13.334	33.623	29.786	21.056	1'37.799	208,1	13:13'41.327
6	13.522	33.819	28.940	20.335	1'36.616	210,1	13:15'17.943
7	13.408	33.399	29.373	20.274	1'36.454	209,7	13:16'54.397
8	13.270	33.718	29.773	20.353	1'37.114	211,8	13:18'31.511
9	13.437	33.652	29.092	20.360	1'36.541	209,7	13:20'08.052
10	13.522	33.604	29.004	20.173	1'36.303	213,0	13:21'44.355
11	13.547	33.437	28.904	20.125	1'36.013	209,7	13:23'20.368
12	13.569	33.666	28.827	20.162	1'36.224	209,7	13:25'06.592
13	13.681	37.702	31.954	20.953	1'44.290	185,9	13:26'40.882
14	21.967	1'05.116	35.334	29.169	2'31.586	100,2	13:29'12.468
15	20.040	50.519	35.722	28.650	2'14.931	127,5	13:31'27.399
16	22.056	44.054	34.471	25.964	2'06.545	124,6	13:33'33.944
17	19.752	43.467	33.940	26.207	2'03.366	115,9	13:35'37.310
Race Time 32'22.703							

23 E. ZUNIGA (1'35.523)							
Lap	Seg.1	Seg.2	Seg.3	Seg.4	Lap Time	km/h	Local Time
1		37.853	30.137	44.715	2'15.673	216,9	13:05'30.280
2	30.843	1'09.897	39.211	32.333	2'52.284	111,5	13:08'22.564
3	19.869	49.433	32.666	21.998	2'03.966	116,0	13:10'26.530
4	13.291	33.537	30.054	20.507	1'37.389	212,6	13:12'03.919
5	13.184	33.206	29.272	21.254	1'36.916	215,6	13:13'40.835
6	13.948	33.334	28.975	20.451	1'36.528	210,1	13:15'17.363
7	13.126	33.639	29.137	20.518	1'36.420	214,7	13:16'53.783
8	13.201	33.511	28.915	20.290	1'35.917	212,2	13:18'29.700
9	13.460	33.319	28.502	20.259	1'35.540	208,1	13:20'05.240
10	13.475	33.274	28.548	20.226	1'35.523	210,1	13:21'40.763
11	13.477	33.256	28.518	20.282	1'35.533	210,1	13:23'16.296
12	13.445	33.454	28.787	20.254	1'35.940	210,9	13:24'52.236
13	16.123	37.751	31.200	21.576	1'46.650	182,7	13:26'38.886
14	22.187	1'04.360	36.162	29.153	2'31.862	109,1	13:29'10.748
15	19.712	50.017	36.318	29.261	2'15.308	121,1	13:31'26.056
16	21.786	43.388	35.320	25.273	2'05.767	133,5	13:33'31.823
17	20.293	42.092	35.227	26.426	2'04.038	135,3	13:35'35.861
Race Time 32'21.254							

24 P. WISNICKI (1'34.815)							
Lap	Seg.1	Seg.2	Seg.3	Seg.4	Lap Time	km/h	Local Time
1		34.724	31.980	41.943	2'10.032	210,1	13:05'24.639
2	30.173	1'08.223	41.170	31.306	2'50.872	134,8	13:08'15.511
3	19.916	45.699	40.018	22.661	2'08.294	145,0	13:10'23.805
4	13.133	34.252	29.357	20.311	1'37.053	211,4	13:12'00.858
5	13.152	33.561	29.306	20.136	1'36.155	213,4	13:13'37.013
6	13.341	34.323	29.367	20.183	1'37.214	206,1	13:15'14.227
7	13.200	33.585	28.571	19.975	1'35.331	210,5	13:16'49.558
8	13.321	33.098	28.512	20.042	1'34.973	209,3	13:18'24.531
9	13.319	33.107	28.395	20.052	1'34.873	213,0	13:19'59.404
10	13.316	33.138	28.316	20.045	1'34.815	213,4	13:21'34.219

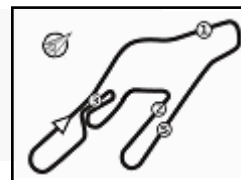
27/06/2021

P = Pits In/Out - C = Lap Time Cancelled



Powered by FICr PERUGIA TIMING





Vallelunga auto 4.085 m

ACI Racing Weekend Vallelunga, 26-27 Giugno 2021

Italian F4 Championship by Abarth - Chronological Analysis Race 2

Start at 13:03'14.607

11	13.404	33.260	28.331	20.159	1'35.154	210,1	13:23'09.373
12	13.403	33.841	28.883	20.082	1'36.209	210,1	13:24'45.582
13	14.408	35.751	33.281	22.203	1'45.643	208,5	13:26'31.225
14	21.608	1'02.678	39.124	27.939	2'31.349	106,3	13:29'02.574
15	20.194	50.211	36.812	28.301	2'15.518	144,4	13:31'18.092
16	18.466	46.298	36.235	25.375	2'06.374	151,7	13:33'24.466
17	17.688	44.594	36.517	27.532	2'06.331	139,9	13:35'30.797

Race Time 32'16.190

25 S. BEN (1'35.114)

Lap	Seg.1	Seg.2	Seg.3	Seg.4	Lap Time	km/h	Local Time
1		35.766	31.021	44.008	2'14.081	212,2	13:05'28.688
2	30.880	1'09.692	39.363	32.399	2'52.334	113,1	13:08'21.022
3	19.981	48.479	34.165	22.093	2'04.718	126,6	13:10'25.740
4	13.183	33.923	29.761	20.500	1'37.367	214,7	13:12'03.107
5	13.297	33.418	29.417	20.623	1'36.755	210,5	13:13'39.862
6	13.264	33.245	29.651	20.677	1'36.837	210,5	13:15'16.699
7	13.357	33.849	29.099	20.457	1'36.762	212,2	13:16'53.461
8	13.370	33.844	29.731	20.334	1'37.279	208,9	13:18'30.740
9	13.318	33.722	28.653	20.138	1'35.831	208,9	13:20'06.571
10	13.541	33.466	28.460	20.082	1'35.549	207,7	13:21'42.120
11	13.557	33.200	28.333	20.024	1'35.114	209,7	13:23'17.234
12	13.492	33.405	29.019	20.377	1'36.293	209,7	13:24'53.527
13	15.529	37.770	31.564	21.765	1'46.628	187,2	13:26'40.155
14	21.503	1'04.824	35.657	29.280	2'31.264	105,1	13:29'11.419
15	20.238	49.834	35.901	29.178	2'15.151	133,8	13:31'26.570
16	22.213	43.020	35.330	25.478	2'06.041	129,5	13:33'32.611
17	20.050	42.251	35.040	26.168	2'03.509	137,8	13:35'36.120

Race Time 32'21.513

28 F. BRASCHI (1'35.037)

Lap	Seg.1	Seg.2	Seg.3	Seg.4	Lap Time	km/h	Local Time
1		34.671	30.714	39.985	2'06.006	207,3	13:05'20.613
2	29.655	1'07.599	42.502	31.100	2'50.856	114,8	13:08'11.469
3	19.277	45.426	41.752	23.710	2'10.165	169,3	13:10'21.634
4	13.253	33.529	29.802	20.445	1'37.029	214,7	13:11'58.663
5	13.258	32.947	29.001	20.574	1'35.780	213,0	13:13'34.443
6	13.091	33.585	28.852	20.245	1'35.773	211,8	13:15'10.216
7	13.354	33.141	28.716	20.015	1'35.226	209,7	13:16'45.442
8	13.173	33.397	28.838	20.188	1'35.596	213,9	13:18'21.038
9	13.370	33.232	28.575	20.133	1'35.310	210,5	13:19'56.348
10	13.405	33.064	28.471	20.097	1'35.037	211,8	13:21'31.385
11	13.393	33.159	28.595	20.230	1'35.377	213,9	13:23'06.762

Race Time 19'52.155

35 N. BAPTISTE (1'35.231)

Lap	Seg.1	Seg.2	Seg.3	Seg.4	Lap Time	km/h	Local Time
1		35.100	31.045	42.168	2'10.665	211,4	13:05'25.272
2	30.101	1'08.374	40.893	31.977	2'51.345	134,7	13:08'16.617
3	19.555	46.107	39.231	22.516	2'07.409	128,6	13:10'24.026
4	13.179	34.156	29.565	20.347	1'37.247	215,1	13:12'01.273
5	13.279	33.789	29.255	20.376	1'36.699	213,0	13:13'37.972
6	13.256	33.616	29.460	20.371	1'36.703	214,3	13:15'14.675
7	13.310	33.452	29.057	20.271	1'36.090	210,5	13:16'50.765
8	13.273	33.288	28.660	20.111	1'35.332	210,1	13:18'26.097
9	13.440	34.168	28.515	20.092	1'36.215	206,5	13:20'02.312
10	13.529	33.255	28.484	20.086	1'35.354	209,7	13:21'37.666
11	13.516	33.240	28.383	20.092	1'35.231	210,1	13:23'12.897
12	13.509	33.664	29.734	20.506	1'37.413	211,8	13:24'50.310
13	14.627	36.655	30.615	21.941	1'43.838	190,8	13:26'34.148
14	23.091	1'03.324	37.255	29.695	2'33.365	102,5	13:29'07.513
15	19.231	49.694	36.899	29.545	2'15.369	128,4	13:31'22.882
16	18.625	45.067	36.272	26.087	2'06.051	142,7	13:33'28.933
17	18.166	42.623	36.712	27.972	2'05.473	133,3	13:35'34.406

Race Time 32'19.799

52 E. REXHEPI (1'35.503)

Lap	Seg.1	Seg.2	Seg.3	Seg.4	Lap Time	km/h	Local Time
1		34.806	31.529	42.551	2'12.074	214,7	13:05'26.681
2	30.421	1'09.027	40.373	32.275	2'52.096	117,4	13:08'18.777
3	20.073	47.805	35.717	22.504	2'06.099	153,8	13:10'24.876
4	13.313	33.688	29.797	20.389	1'37.187	213,4	13:12'02.063
5	13.235	33.785	29.448	20.289	1'36.757	209,3	13:13'38.820
6	13.293	33.679	29.725	20.683	1'37.380	212,2	13:15'16.200
7	13.388	33.600	28.960	20.097	1'36.045	212,2	13:16'52.245
8	13.432	33.318	28.670	20.083	1'35.503	208,5	13:18'27.748
9	13.494	33.346	28.776	20.216	1'35.832	207,7	13:20'03.580
10	13.548	33.224	28.584	20.305	1'35.661	208,5	13:21'39.241
11	13.633	33.210	28.660	20.122	1'35.625	208,1	13:23'14.866
12	13.609	33.340	29.265	20.345	1'36.559	209,3	13:24'51.425
13	16.296	37.245	31.266	21.854	1'46.661	188,2	13:26'38.086
14	22.013	1'03.967	36.370	29.538	2'31.888	115,0	13:29'09.974
15	19.817	49.616	36.537	29.449	2'15.419	126,8	13:31'25.393
16	21.560	43.403	35.519	25.380	2'05.862	131,7	13:33'31.255
17	20.216	41.688	35.638	26.790	2'04.332	126,8	13:35'35.587

Race Time 32'20.980

69 V. LOMKO (1'34.816)

Lap	Seg.1	Seg.2	Seg.3	Seg.4	Lap Time	km/h	Local Time
1		34.807	30.881	38.384	2'03.827	207,3	13:05'18.434

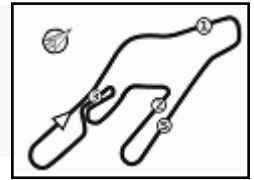
27/06/2021

P = Pits In/Out - C = Lap Time Cancelled



Powered by FICr PERUGIA TIMING





Vallelunga auto 4.085 m

ACI Racing Weekend Vallelunga, 26-27 Giugno 2021
Italian F4 Championship by Abarth - Chronological Analysis Race 2

Start at 13:03'14.607

4 / 5

Table with columns: Lap, Seg.1, Seg.2, Seg.3, Seg.4, Lap Time, km/h, Local Time for driver 70 T. TRAMNITZ (1'34.274)

70 T. TRAMNITZ (1'34.274)

Table with columns: Lap, Seg.1, Seg.2, Seg.3, Seg.4, Lap Time, km/h, Local Time for driver 79 G. MARKOGIANNIS (1'35.820)

79 G. MARKOGIANNIS (1'35.820)

Table with columns: Lap, Seg.1, Seg.2, Seg.3, Seg.4, Lap Time, km/h, Local Time for driver 72 L. FORNAROLI (1'35.019)

72 L. FORNAROLI (1'35.019)

Table with columns: Lap, Seg.1, Seg.2, Seg.3, Seg.4, Lap Time, km/h, Local Time for driver 83 M. WEUG (1'35.353)

83 M. WEUG (1'35.353)

Table with columns: Lap, Seg.1, Seg.2, Seg.3, Seg.4, Lap Time, km/h, Local Time for driver 73 P. ARMANNI

73 P. ARMANNI

Table with columns: Lap, Seg.1, Seg.2, Seg.3, Seg.4, Lap Time, km/h, Local Time for driver 77 P. PERINO (1'35.469)

77 P. PERINO (1'35.469)

Table with columns: Lap, Seg.1, Seg.2, Seg.3, Seg.4, Lap Time, km/h, Local Time for driver 86 B. VALINT (1'34.906)

86 B. VALINT (1'34.906)

Table with columns: Lap, Seg.1, Seg.2, Seg.3, Seg.4, Lap Time, km/h, Local Time

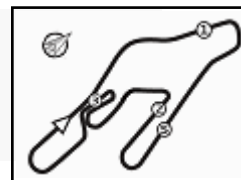
27/06/2021

P = Pits In/Out - C = Lap Time Cancelled



Powered by FICr PERUGIA TIMING





Vallelunga auto 4.085 m

ACI Racing Weekend Vallelunga, 26-27 Giugno 2021
Italian F4 Championship by Abarth - Chronological Analysis Race 2

Start at 13:03'14.607

10	13.425	33.020	28.450	20.011	1'34.906	211,4	13:21'30.080
11	13.431	32.954	28.491	20.047	1'34.923	212,2	13:23'05.003
12	13.463	33.335	28.489	19.999	1'35.286	210,5	13:24'40.289
13	13.513	37.468	33.836	22.656	1'47.473	207,3	13:26'27.762
14	22.390	1'01.160	39.974	28.718	2'32.242	149,0	13:29'00.004
15	20.047	49.101	37.694	28.536	2'15.378	135,7	13:31'15.382
16	17.761	46.897	35.861	25.725	2'06.244	153,8	13:33'21.626
17	16.631	44.506	37.684	28.686	2'07.507	164,1	13:35'29.133

Race Time 32'14.526

87 O. BEARMAN (1'34.070)

Lap	Seg.1	Seg.2	Seg.3	Seg.4	Lap Time	km/h	Local Time
1		34.166	29.824	35.757	1'58.888	208,5	13:05'13.495
2	30.036	1'04.932	43.713	31.585	2'50.266	106,0	13:08'03.761
3	19.201	44.999	44.837	25.723	2'14.760	172,8	13:10'18.521
4	13.116	33.218	28.886	20.070	1'35.290	213,0	13:11'53.811
5	13.169	32.932	28.523	20.022	1'34.646	213,0	13:13'28.457
6	13.108	32.967	28.433	19.955	1'34.463	212,2	13:15'02.920
7	13.163	32.748	28.311	19.848	1'34.070	212,2	13:16'36.990
8	13.262	32.923	28.375	19.835	1'34.395	211,4	13:18'11.385
9	13.322	32.964	28.419	19.968	1'34.673	211,4	13:19'46.058
10	13.375	32.991	28.311	19.927	1'34.604	212,2	13:21'20.662
11	13.567	32.873	28.107	19.797	1'34.344	210,5	13:22'55.006
12	13.482	32.919	28.157	19.880	1'34.438	211,8	13:24'29.444
13	13.466	39.022	33.742	22.547	1'48.777	197,8	13:26'18.221
14	27.337	58.646	42.081	28.983	2'37.047	123,4	13:28'55.268
15	20.167	47.921	39.191	27.631	2'14.910	141,9	13:31'10.178
16	18.107	45.429	36.965	26.517	2'07.018	178,8	13:33'17.196
17	16.851	42.469	40.739	29.134	2'09.193	179,1	13:35'26.389

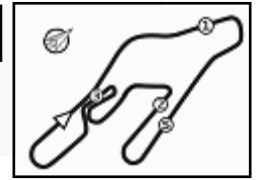
Race Time 32'11.782

88 H. AL QUBAIS (1'34.848)

Lap	Seg.1	Seg.2	Seg.3	Seg.4	Lap Time	km/h	Local Time
1		34.638	29.999	37.553	2'01.781	211,8	13:05'16.388
2	30.115	1'05.177	44.492	30.815	2'50.599	101,9	13:08'06.987
3	18.911	44.976	43.758	25.233	2'12.878	184,6	13:10'19.865
4	13.282	33.722	28.991	20.150	1'36.145	208,9	13:11'56.010
5	13.364	33.550	29.284	20.040	1'36.238	211,4	13:13'32.248
6	13.226	33.388	28.671	20.105	1'35.390	211,4	13:15'07.638
7	13.276	33.161	28.531	20.054	1'35.022	210,1	13:16'42.660
8	13.264	33.106	28.658	19.997	1'35.025	211,8	13:18'17.685
9	13.319	33.342	28.538	20.008	1'35.207	212,2	13:19'52.892
10	13.392	33.097	28.439	19.940	1'34.868	210,5	13:21'27.760
11	13.379	33.251	28.341	19.877	1'34.848	210,9	13:23'02.608
12	13.333	44.543	29.487	20.507	1'47.870	206,9	13:24'50.478
13	15.144	37.483	30.702	21.241	1'44.570	177,9	13:26'35.048
14	22.990	1'03.655	36.747	29.657	2'33.049	98,0	13:29'08.097
15	19.201	50.209	36.540	29.496	2'15.446	117,5	13:31'23.543
16	19.150	45.616	35.253	26.123	2'06.142	126,6	13:33'29.685
17	18.087	43.421	35.850	27.586	2'04.944	119,1	13:35'34.629

Race Time 32'20.022

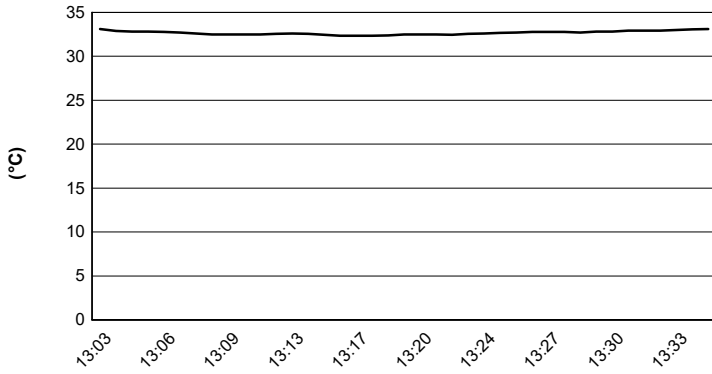




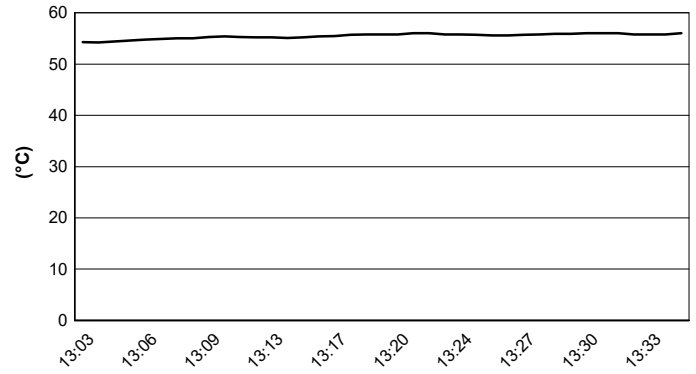
Vallelunga auto 4.085 m

ACI Racing Weekend Vallelunga, 26-27 Giugno 2021
Italian F4 Championship by Abarth - Weather Report Race 2
Session started 13:04 - Session ended 13:35

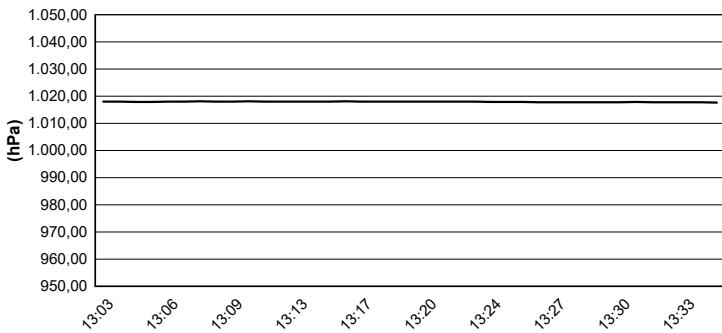
Air Temperature



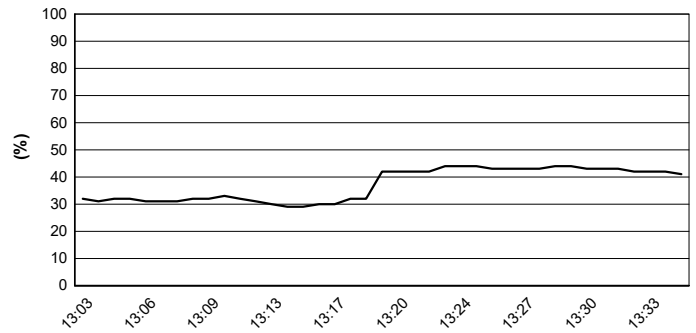
Track Temperature



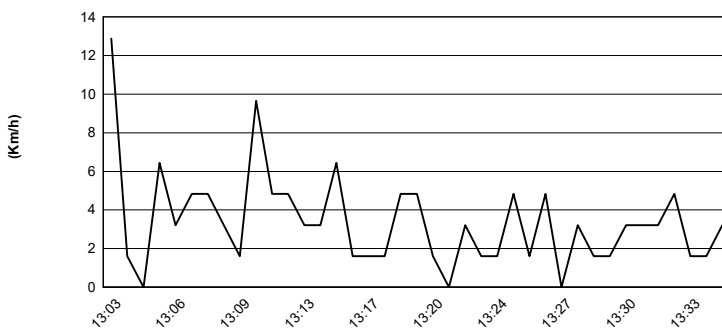
Air Pressure



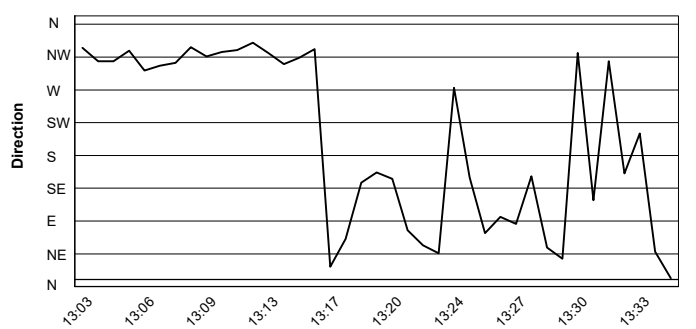
Humidity



Wind Speed

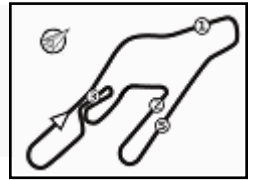


Wind Direction



27/06/2021





Vallelunga auto 4.085 m

ACI Racing Weekend Vallelunga, 26-27 Giugno 2021

Italian F4 Championship by Abarth - Starting Grid Race 2 (Duration: 30' +1 Lap)

16	79	MARKOGIANNIS G. Tatuus F4 T0	1'35.499	22	CATINO V. Tatuus F4 T0	1'35.433
15	25	BEN S. Tatuus F4 T0	1'35.030	23	ZUNIGA E. Tatuus F4 T0	1'34.955
14	73	ARMANNI P. Tatuus F4 T0	1'34.942	27	GARCIARCE DAVILA Tatuus F4 T0	1'34.933
13	52	REXHEPI E. Tatuus F4 T0	1'34.920	35	BAPTISTE N. Tatuus F4 T0	1'34.895
12	37	SZTUKA K. Tatuus F4 T0	1'34.845	17	BIZZOTTO L. Tatuus F4 T0	1'34.625
11	83	WEUG M. Tatuus F4 T0	1'34.502	24	WISNICKI P. Tatuus F4 T0	1'34.572
10	12	PATRESE L. Tatuus F4 T0	1'34.570	41	RIED J. Tatuus F4 T0	1'34.518
9	11	REVESZ L. Tatuus F4 T0	1'34.509	28	BRASCHI F. Tatuus F4 T0	1'34.486
8	72	FORNAROLI L. Tatuus F4 T0	1'34.482	77	PERINO P. Tatuus F4 T0	1'34.467
7	15	BEDRIN N. Tatuus F4 T0	1'34.439	86	VALINT B. Tatuus F4 T0	1'34.239
6	69	LOMKO V. Tatuus F4 T0	1'34.235	2	WURZ C. Tatuus F4 T0	1'34.217
5	10	DÜRKSEN J. Tatuus F4 T0	1'34.208	7	SMAL K. Tatuus F4 T0	1'34.167
4	20	LAURSEN C. Tatuus F4 T0	1'34.099	88	AL QUBAISI H. Tatuus F4 T0	1'34.012
3	18	CENYU H. Tatuus F4 T0	1'34.010	13	DUFEK J. Tatuus F4 T0	1'33.913
2	87	BEARMAN O. Tatuus F4 T0	1'33.685	70	TRAMNITZ T. Tatuus F4 T0	1'33.649
1	6	MONTOYA S. Tatuus F4 T0	1'33.564			

The Driver n.83 (Weug M.) drop the 4 position for Stewards decision

27/06/2021 Chairman of the Jury

