

Vallelunga auto 4.085 m

# ACI Racing Weekend Vallelunga, 26-27 Giugno 2021

## Italian F4 Championship by Abarth - Result Free Practice 1

No.	Driver	Nat	Entrant	Team	Car	Class	Time	Gap	Rel.	Laps
1	<b>87 BEARMAN</b> Oliver	GBR	Van Amersfoort Racing	Van Amersfoort Racing	Tatuus F4 T014 Abarth		<b>1'33.390</b>			19
2	<b>70 TRAMNITZ</b> Tim	DEU	US Racing	US Racing	Tatuus F4 T014 Abarth		<b>1'33.590</b>	0.200	0.200	20
3	<b>13 DUFEK</b> Joshua	AUT	Van Amersfoort Racing	Van Amersfoort Racing	Tatuus F4 T014 Abarth		<b>1'33.691</b>	0.301	0.101	18
4	<b>6 MONTOYA</b> Sebastian	COL	Prema Powerteam	Prema Powerteam	Tatuus F4 T014 Abarth		<b>1'33.764</b>	0.374	0.073	17
5	<b>2 WURZ</b> Charlie	AUS	Prema Powerteam	Prema Powerteam	Tatuus F4 T014 Abarth		<b>1'33.855</b>	0.465	0.091	18
6	<b>18 CENYU</b> Han	CHN	Van Amersfoort Racing	Van Amersfoort Racing	Tatuus F4 T014 Abarth		<b>1'33.879</b>	0.489	0.024	19
7	<b>86 VALINT</b> Bence	HUN	Van Amersfoort Racing	Van Amersfoort Racing	Tatuus F4 T014 Abarth		<b>1'33.897</b>	0.507	0.018	19
8	<b>10 DÜRKSEN</b> Joshua	PRY	Muecke Motorsport	Muecke Motorsport	Tatuus F4 T014 Abarth		<b>1'33.917</b>	0.527	0.020	10
9	<b>72 FORNAROLI</b> Leonardo	ITA	Iron Lynx	Iron Lynx	Tatuus F4 T014 Abarth		<b>1'33.968</b>	0.578	0.051	22
10	<b>7 SMAL</b> Kirill	RUS	Prema Powerteam	Prema Powerteam	Tatuus F4 T014 Abarth		<b>1'34.083</b>	0.693	0.115	17
11	<b>69 LOMKO</b> Vlad	RUS	US Racing	US Racing	Tatuus F4 T014 Abarth		<b>1'34.114</b>	0.724	0.031	20
12	<b>28 BRASCHI</b> Francesco	ITA	Jenzer Motorsport	Jenzer Motorsport	Tatuus F4 T014 Abarth	R	<b>1'34.227</b>	0.837	0.113	17
13	<b>15 BEDRIN</b> Nikita	RUS	Van Amersfoort Racing	Van Amersfoort Racing	Tatuus F4 T014 Abarth	R	<b>1'34.230</b>	0.840	0.003	19
14	<b>23 ZUNIGA</b> Erick	MEX	Muecke Motorsport	Muecke Motorsport	Tatuus F4 T014 Abarth		<b>1'34.248</b>	0.858	0.018	9
15	<b>83 WEUG</b> Maya	BEL	Iron Lynx	Iron Lynx	Tatuus F4 T014 Abarth	R	<b>1'34.272</b>	0.882	0.024	19
16	<b>88 AL QUBAISI</b> Hamda	ARE	Prema Powerteam	Prema Powerteam	Tatuus F4 T014 Abarth		<b>1'34.275</b>	0.885	0.003	19
17	<b>20 LAURSEN</b> Conrad	DNK	Prema Powerteam	Prema Powerteam	Tatuus F4 T014 Abarth	R	<b>1'34.351</b>	0.961	0.076	18
18	<b>24 WISNICKI</b> Piotr	POL	Jenzer Motorsport	Jenzer Motorsport	Tatuus F4 T014 Abarth		<b>1'34.367</b>	0.977	0.016	17
19	<b>17 BIZZOTTO</b> Leonardo	ITA	BVM Racing	BVM Racing	Tatuus F4 T014 Abarth	R	<b>1'34.399</b>	1.009	0.032	18
20	<b>12 PATRESE</b> Lorenzo	ITA	AKM Motorsport	AKM Motorsport	Tatuus F4 T014 Abarth	R	<b>1'34.461</b>	1.071	0.062	17
21	<b>52 REXHEPI</b> Eron	CHE	BVM Racing	BVM Racing	Tatuus F4 T014 Abarth	R	<b>1'34.494</b>	1.104	0.033	18
22	<b>41 RIED</b> Jonas	DEU	Muecke Motorsport	Muecke Motorsport	Tatuus F4 T014 Abarth	R	<b>1'34.522</b>	1.132	0.028	22
23	<b>25 BEN</b> Samir	CHE	Jenzer Motorsport	Jenzer Motorsport	Tatuus F4 T014 Abarth	R	<b>1'34.542</b>	1.152	0.020	18
24	<b>73 ARMANNI</b> Pietro	ITA	Iron Lynx	Iron Lynx	Tatuus F4 T014 Abarth	R	<b>1'34.585</b>	1.195	0.043	21
25	<b>27 GARCJARCE DAVILA</b> Jorge	MEX	Jenzer Motorsport	Jenzer Motorsport	Tatuus F4 T014 Abarth		<b>1'34.719</b>	1.329	0.134	16
26	<b>37 SZTUKA</b> Kacper	POL	AS Motorsport	AS Motorsport	Tatuus F4 T014 Abarth	R	<b>1'34.738</b>	1.348	0.019	18
27	<b>11 REVESZ</b> Levente	HUN	AKM Motorsport	AKM Motorsport	Tatuus F4 T014 Abarth	R	<b>1'34.854</b>	1.464	0.116	18
28	<b>35 BAPTISTE</b> Nicolas	COL	Cram Motorsport	Cram Motorsport	Tatuus F4 T014 Abarth	R	<b>1'34.858</b>	1.468	0.004	16
29	<b>79 MARKOGIANNIS</b> Georgios	GRC	Cram Motorsport	Cram Motorsport	Tatuus F4 T014 Abarth	R	<b>1'34.898</b>	1.508	0.040	20
30	<b>77 PERINO</b> Pedro	POR	DR Formula	DR Formula	Tatuus F4 T014 Abarth	R	<b>1'35.218</b>	1.828	0.320	19
31	<b>22 CATINO</b> Vittorio	ITA	Cram Motorsport	Cram Motorsport	Tatuus F4 T014 Abarth	R	<b>1'35.586</b>	2.196	0.368	21

Humidity:	57%	Air:	25°C
Condition:	DRY	Temp:	25°C

Clerk of the Course : Gianfranco Bonifacio

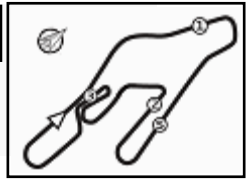
Race Director : Alessandro Ferrari

Start	End
26/06/2021 08:59	09:41



Powered by FICr PERUGIA TIMING





Vallelunga auto 4.085 m

ACI Racing Weekend Vallelunga, 26-27 Giugno 2021  
Italian F4 Championship by Abarth - Best Sectors & Speed Free Practice 1

BEST LAP

1	87 BEARMAN Oliver	Tatuus F4 T014 Abarth	1'33.390
2	70 TRAMNITZ Tim	Tatuus F4 T014 Abarth	1'33.590
3	13 DUFEK Joshua	Tatuus F4 T014 Abarth	1'33.691
4	6 MONTOYA Sebastian	Tatuus F4 T014 Abarth	1'33.764
5	2 WURZ Charlie	Tatuus F4 T014 Abarth	1'33.855
6	18 CENYU Han	Tatuus F4 T014 Abarth	1'33.879
7	86 VALINT Bence	Tatuus F4 T014 Abarth	1'33.897
8	10 DÜRKSEN Joshua	Tatuus F4 T014 Abarth	1'33.917
9	72 FORNAROLI Leonardo	Tatuus F4 T014 Abarth	1'33.968
10	7 SMAL Kirill	Tatuus F4 T014 Abarth	1'34.083
11	69 LOMKO Vlad	Tatuus F4 T014 Abarth	1'34.114
12	28 BRASCHI Francesco	Tatuus F4 T014 Abarth	1'34.227
13	15 BEDRIN Nikita	Tatuus F4 T014 Abarth	1'34.230
14	23 ZUNIGA Erick	Tatuus F4 T014 Abarth	1'34.248
15	83 WEUG Maya	Tatuus F4 T014 Abarth	1'34.272
16	88 AL QUBAIS I Hamda	Tatuus F4 T014 Abarth	1'34.275
17	20 LAURSEN Conrad	Tatuus F4 T014 Abarth	1'34.351
18	24 WISNICKI Piotr	Tatuus F4 T014 Abarth	1'34.367
19	17 BIZZOTTO Leonardo	Tatuus F4 T014 Abarth	1'34.399
20	12 PATRESE Lorenzo	Tatuus F4 T014 Abarth	1'34.461
21	52 REXHEPI Eron	Tatuus F4 T014 Abarth	1'34.494
22	41 RIED Jonas	Tatuus F4 T014 Abarth	1'34.522
23	25 BEN Samir	Tatuus F4 T014 Abarth	1'34.542
24	73 ARMANNI Pietro	Tatuus F4 T014 Abarth	1'34.585
25	27 GARCJARCE DAVILA Jorge	Tatuus F4 T014 Abarth	1'34.719
26	37 SZTUKA Kacper	Tatuus F4 T014 Abarth	1'34.738
27	11 REVESZ Levente	Tatuus F4 T014 Abarth	1'34.854
28	35 BAPTISTE Nicolas	Tatuus F4 T014 Abarth	1'34.858
29	79 MARKOGIANNIS Georgios	Tatuus F4 T014 Abarth	1'34.898
30	77 PERINO Pedro	Tatuus F4 T014 Abarth	1'35.218
31	22 CATINO Vittorio	Tatuus F4 T014 Abarth	1'35.586

SPEED

1	83 WEUG Maya	Tatuus F4 T014 Abarth	220,4
2	18 CENYU Han	Tatuus F4 T014 Abarth	218,6
3	25 BEN Samir	Tatuus F4 T014 Abarth	218,6
4	24 WISNICKI Piotr	Tatuus F4 T014 Abarth	217,7
5	52 REXHEPI Eron	Tatuus F4 T014 Abarth	217,7
6	28 BRASCHI Francesco	Tatuus F4 T014 Abarth	217,7
7	17 BIZZOTTO Leonardo	Tatuus F4 T014 Abarth	217,3
8	87 BEARMAN Oliver	Tatuus F4 T014 Abarth	217,3
9	79 MARKOGIANNIS Georgios	Tatuus F4 T014 Abarth	216,9
10	10 DÜRKSEN Joshua	Tatuus F4 T014 Abarth	216,4
11	27 GARCJARCE DAVILA Jorge	Tatuus F4 T014 Abarth	216,0
12	72 FORNAROLI Leonardo	Tatuus F4 T014 Abarth	215,6
13	37 SZTUKA Kacper	Tatuus F4 T014 Abarth	215,1
14	41 RIED Jonas	Tatuus F4 T014 Abarth	215,1
15	13 DUFEK Joshua	Tatuus F4 T014 Abarth	214,7
16	23 ZUNIGA Erick	Tatuus F4 T014 Abarth	214,7
17	70 TRAMNITZ Tim	Tatuus F4 T014 Abarth	214,7
18	6 MONTOYA Sebastian	Tatuus F4 T014 Abarth	214,3
19	88 AL QUBAIS I Hamda	Tatuus F4 T014 Abarth	214,3
20	86 VALINT Bence	Tatuus F4 T014 Abarth	213,9
21	20 LAURSEN Conrad	Tatuus F4 T014 Abarth	213,9
22	35 BAPTISTE Nicolas	Tatuus F4 T014 Abarth	213,4
23	2 WURZ Charlie	Tatuus F4 T014 Abarth	213,4
24	73 ARMANNI Pietro	Tatuus F4 T014 Abarth	213,4
25	15 BEDRIN Nikita	Tatuus F4 T014 Abarth	213,4
26	7 SMAL Kirill	Tatuus F4 T014 Abarth	212,6
27	11 REVESZ Levente	Tatuus F4 T014 Abarth	212,6
28	77 PERINO Pedro	Tatuus F4 T014 Abarth	211,8
29	12 PATRESE Lorenzo	Tatuus F4 T014 Abarth	211,8
30	69 LOMKO Vlad	Tatuus F4 T014 Abarth	211,4
31	22 CATINO Vittorio	Tatuus F4 T014 Abarth	210,5

SEG. 1

1	18 CENYU Han	13.217
2	87 BEARMAN Oliver	13.237
3	72 FORNAROLI Leonardo	13.274
4	13 DUFEK Joshua	13.285
5	10 DÜRKSEN Joshua	13.304
6	6 MONTOYA Sebastian	13.317
7	79 MARKOGIANNIS Georgi	13.329
8	17 BIZZOTTO Leonardo	13.389
9	52 REXHEPI Eron	13.391
10	70 TRAMNITZ Tim	13.398
11	41 RIED Jonas	13.406
12	86 VALINT Bence	13.407
13	73 ARMANNI Pietro	13.410
14	23 ZUNIGA Erick	13.418
15	88 AL QUBAIS I Hamda	13.420
16	20 LAURSEN Conrad	13.421
17	24 WISNICKI Piotr	13.421
18	28 BRASCHI Francesco	13.422
19	15 BEDRIN Nikita	13.431
20	35 BAPTISTE Nicolas	13.465
21	2 WURZ Charlie	13.472
22	27 GARCJARCE DAVILA J	13.489
23	25 BEN Samir	13.517
24	11 REVESZ Levente	13.518
25	7 SMAL Kirill	13.524
26	77 PERINO Pedro	13.544
27	83 WEUG Maya	13.544
28	69 LOMKO Vlad	13.558
29	12 PATRESE Lorenzo	13.580
30	37 SZTUKA Kacper	13.582
31	22 CATINO Vittorio	13.618

SEG. 2

1	87 BEARMAN Oliver	32.450
2	18 CENYU Han	32.537
3	70 TRAMNITZ Tim	32.568
4	13 DUFEK Joshua	32.625
5	28 BRASCHI Francesco	32.642
6	7 SMAL Kirill	32.647
7	86 VALINT Bence	32.658
8	6 MONTOYA Sebastian	32.689
9	24 WISNICKI Piotr	32.695
10	23 ZUNIGA Erick	32.708
11	10 DÜRKSEN Joshua	32.708
12	69 LOMKO Vlad	32.709
13	72 FORNAROLI Leonardo	32.737
14	2 WURZ Charlie	32.768
15	52 REXHEPI Eron	32.776
16	20 LAURSEN Conrad	32.778
17	17 BIZZOTTO Leonardo	32.787
18	15 BEDRIN Nikita	32.796
19	41 RIED Jonas	32.814
20	11 REVESZ Levente	32.820
21	83 WEUG Maya	32.824
22	37 SZTUKA Kacper	32.862
23	73 ARMANNI Pietro	32.866
24	12 PATRESE Lorenzo	32.881
25	27 GARCJARCE DAVILA J	32.884
26	88 AL QUBAIS I Hamda	32.894
27	25 BEN Samir	32.924
28	35 BAPTISTE Nicolas	32.958
29	79 MARKOGIANNIS Georgi	33.003
30	77 PERINO Pedro	33.112
31	22 CATINO Vittorio	33.190

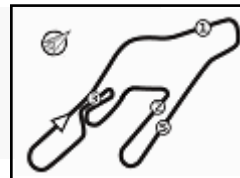
SEG. 3

1	2 WURZ Charlie	27.850
2	87 BEARMAN Oliver	27.871
3	70 TRAMNITZ Tim	27.876
4	13 DUFEK Joshua	27.897
5	69 LOMKO Vlad	27.988
6	18 CENYU Han	28.017
7	72 FORNAROLI Leonardo	28.038
8	10 DÜRKSEN Joshua	28.038
9	83 WEUG Maya	28.042
10	7 SMAL Kirill	28.073
11	6 MONTOYA Sebastian	28.076
12	86 VALINT Bence	28.113
13	88 AL QUBAIS I Hamda	28.133
14	15 BEDRIN Nikita	28.145
15	12 PATRESE Lorenzo	28.151
16	23 ZUNIGA Erick	28.184
17	17 BIZZOTTO Leonardo	28.195
18	41 RIED Jonas	28.196
19	24 WISNICKI Piotr	28.209
20	73 ARMANNI Pietro	28.249
21	28 BRASCHI Francesco	28.253
22	20 LAURSEN Conrad	28.255
23	25 BEN Samir	28.264
24	37 SZTUKA Kacper	28.292
25	52 REXHEPI Eron	28.315
26	27 GARCJARCE DAVILA J	28.370
27	35 BAPTISTE Nicolas	28.379
28	11 REVESZ Levente	28.401
29	79 MARKOGIANNIS Georgi	28.407
30	77 PERINO Pedro	28.425
31	22 CATINO Vittorio	28.604

SEG. 4

1	70 TRAMNITZ Tim	19.484
2	87 BEARMAN Oliver	19.527
3	13 DUFEK Joshua	19.558
4	88 AL QUBAIS I Hamda	19.568
5	7 SMAL Kirill	19.596
6	86 VALINT Bence	19.608
7	6 MONTOYA Sebastian	19.624
8	72 FORNAROLI Leonardo	19.626
9	2 WURZ Charlie	19.632
10	69 LOMKO Vlad	19.651
11	12 PATRESE Lorenzo	19.691
12	18 CENYU Han	19.692
13	83 WEUG Maya	19.698
14	15 BEDRIN Nikita	19.709
15	28 BRASCHI Francesco	19.737
16	17 BIZZOTTO Leonardo	19.739
17	24 WISNICKI Piotr	19.740
18	52 REXHEPI Eron	19.745
19	20 LAURSEN Conrad	19.745
20	10 DÜRKSEN Joshua	19.756
21	25 BEN Samir	19.791
22	27 GARCJARCE DAVILA J	19.800
23	37 SZTUKA Kacper	19.803
24	35 BAPTISTE Nicolas	19.813
25	41 RIED Jonas	19.817
26	23 ZUNIGA Erick	19.832
27	79 MARKOGIANNIS Georgi	19.859
28	73 ARMANNI Pietro	19.888
29	77 PERINO Pedro	19.901
30	11 REVESZ Levente	19.902
31	22 CATINO Vittorio	19.992





Vallelunga auto 4.085 m

# ACI Racing Weekend Vallelunga, 26-27 Giugno 2021

## Italian F4 Championship by Abarth - Ideal Time Free Practice 1

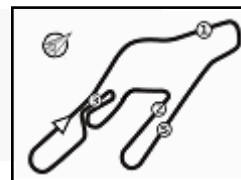
No. Driver	Car	Seg. 1 Diff. 1	Seg. 2 Diff. 2	Seg. 3 Diff. 3	Seg. 4 Diff. 4	Ideal Time		
						Best Lap	Pos.	Diff.
1 87 BEARMAN O. (GBR)	Tatuus F4 T014 Abarth	13.237 +0.174	<b>32.450</b> +0.036	27.871 +0.095	19.527	<b>1'33.085</b> 1'33.390	1	0.305
2 70 TRAMNITZ T. (DEU)	Tatuus F4 T014 Abarth	13.398 +0.242	32.568	27.876 +0.022	<b>19.484</b>	<b>1'33.326</b> 1'33.590	2	0.264
3 13 DUFEK J. (AUT)	Tatuus F4 T014 Abarth	13.285 +0.158	32.625 +0.040	27.897 +0.088	19.558 +0.040	<b>1'33.365</b> 1'33.691	3	0.326
4 18 CENYU H. (CHN)	Tatuus F4 T014 Abarth	<b>13.217</b> +0.154	32.537	28.017 +0.170	19.692 +0.092	<b>1'33.463</b> 1'33.879	6	0.416
5 72 FORNAROLI L. (ITA)	Tatuus F4 T014 Abarth	13.274 +0.217	32.737	28.038 +0.028	19.626 +0.048	<b>1'33.675</b> 1'33.968	9	0.293
6 6 MONTOYA S. (COL)	Tatuus F4 T014 Abarth	13.317 +0.052	32.689 +0.006	28.076	19.624	<b>1'33.706</b> 1'33.764	4	0.058
7 2 WURZ C. (AUS)	Tatuus F4 T014 Abarth	13.472 +0.133	32.768	<b>27.850</b>	19.632	<b>1'33.722</b> 1'33.855	5	0.133
8 86 VALINT B. (HUN)	Tatuus F4 T014 Abarth	13.407	32.658	28.113	19.608 +0.111	<b>1'33.786</b> 1'33.897	7	0.111
9 10 DÜRKSEN J. (PRY)	Tatuus F4 T014 Abarth	13.304 +0.069	32.708	28.038	19.756 +0.042	<b>1'33.806</b> 1'33.917	8	0.111
10 7 SMAL K. (RUS)	Tatuus F4 T014 Abarth	13.524	32.647 +0.053	28.073 +0.073	19.596 +0.117	<b>1'33.840</b> 1'34.083	10	0.243
11 69 LOMKO V. (RUS)	Tatuus F4 T014 Abarth	13.558 +0.077	32.709 +0.022	27.988 +0.032	19.651 +0.077	<b>1'33.906</b> 1'34.114	11	0.208
12 88 AL QUBAISI H. (ARE)	Tatuus F4 T014 Abarth	13.420 +0.142	32.894	28.133 +0.061	19.568 +0.057	<b>1'34.015</b> 1'34.275	16	0.260
13 28 BRASCHI F. (ITA)	Tatuus F4 T014 Abarth	13.422 +0.107	32.642 +0.066	28.253	19.737	<b>1'34.054</b> 1'34.227	12	0.173
14 24 WISNICKI P. (POL)	Tatuus F4 T014 Abarth	13.421 +0.163	32.695 +0.139	28.209	19.740	<b>1'34.065</b> 1'34.367	18	0.302
15 15 BEDRIN N. (RUS)	Tatuus F4 T014 Abarth	13.431 +0.075	32.796 +0.048	28.145 +0.016	19.709 +0.010	<b>1'34.081</b> 1'34.230	13	0.149
16 83 WEUG M. (BEL)	Tatuus F4 T014 Abarth	13.544 +0.026	32.824	28.042 +0.132	19.698 +0.006	<b>1'34.108</b> 1'34.272	15	0.164
17 17 BIZZOTTO L. (ITA)	Tatuus F4 T014 Abarth	13.389 +0.138	32.787 +0.092	28.195 +0.036	19.739 +0.023	<b>1'34.110</b> 1'34.399	19	0.289
18 23 ZUNIGA E. (MEX)	Tatuus F4 T014 Abarth	13.418 +0.034	32.708	28.184 +0.072	19.832	<b>1'34.142</b> 1'34.248	14	0.106
19 20 LAURSEN C. (DNK)	Tatuus F4 T014 Abarth	13.421 +0.028	32.778 +0.071	28.255	19.745 +0.053	<b>1'34.199</b> 1'34.351	17	0.152
20 52 REXHEPI E. (CHE)	Tatuus F4 T014 Abarth	13.391 +0.081	32.776 +0.078	28.315 +0.059	19.745 +0.049	<b>1'34.227</b> 1'34.494	21	0.267
21 41 RIED J. (DEU)	Tatuus F4 T014 Abarth	13.406 +0.050	32.814 +0.208	28.196	19.817 +0.031	<b>1'34.233</b> 1'34.522	22	0.289
22 12 PATRESE L. (ITA)	Tatuus F4 T014 Abarth	13.580	32.881 +0.052	28.151 +0.106	19.691	<b>1'34.303</b> 1'34.461	20	0.158
23 73 ARMANNI P. (ITA)	Tatuus F4 T014 Abarth	13.410 +0.172	32.866	28.249	19.888	<b>1'34.413</b> 1'34.585	24	0.172
24 25 BEN S. (CHE)	Tatuus F4 T014 Abarth	13.517	32.924 +0.041	28.264	19.791 +0.005	<b>1'34.496</b> 1'34.542	23	0.046
25 37 SZTUKA K. (POL)	Tatuus F4 T014 Abarth	13.582 +0.136	32.862 +0.063	28.292	19.803	<b>1'34.539</b> 1'34.738	26	0.199
26 27 GARCJARCE DAVILA J	Tatuus F4 T014 Abarth	13.489	32.884 +0.001	28.370 +0.031	19.800 +0.144	<b>1'34.543</b> 1'34.719	25	0.176
27 79 MARKOGIANNIS G. (GR)	Tatuus F4 T014 Abarth	13.329 +0.184	33.003 +0.047	28.407 +0.050	19.859 +0.019	<b>1'34.598</b> 1'34.898	29	0.300
28 35 BAPTISTE N. (COL)	Tatuus F4 T014 Abarth	13.465 +0.089	32.958 +0.010	28.379 +0.144	19.813	<b>1'34.615</b> 1'34.858	28	0.243
29 11 REVESZ L. (HUN)	Tatuus F4 T014 Abarth	13.518 +0.073	32.820	28.401 +0.067	19.902 +0.073	<b>1'34.641</b> 1'34.854	27	0.213
30 77 PERINO P. (POR)	Tatuus F4 T014 Abarth	13.544 +0.155	33.112	28.425 +0.064	19.901 +0.017	<b>1'34.982</b> 1'35.218	30	0.236
31 22 CATINO V. (ITA)	Tatuus F4 T014 Abarth	13.618	33.190	28.604 +0.111	19.992 +0.071	<b>1'35.404</b> 1'35.586	31	0.182
<b>Overall Ideal Time</b>		13.217	32.450	27.850	19.484	<b>1'33.001</b>		

26/06/2021



Powered by FICr PERUGIA TIMING





Vallelunga auto 4.085 m

ACI Racing Weekend Vallelunga, 26-27 Giugno 2021  
Italian F4 Championship by Abarth - Chronological Analysis Free Practice 1

2 C. WURZ (1'33.855)							
Lap	Seg.1	Seg.2	Seg.3	Seg.4	Lap Time	km/h	Local Time
1	20.293	50.593	40.677	4'06.066	5'57.629P	118,7	9:00'33.438
2	18.499	37.123	30.324	20.663	1'46.609P	205,7	9:06'31.067
3	13.729	34.246	32.656	20.634	1'41.265	206,9	9:09'58.941
4	13.604	41.877	50.180	49.592	2'35.253	211,4	9:12'34.194
5	20.186	33.668	28.663	20.906	1'43.423	210,1	9:14'17.617
6	13.591	32.968	28.213	19.787	1'34.559	211,4	9:15'52.176
7	13.589	32.959	28.155	19.732	1'34.435	211,8	9:17'26.611
8	13.558	32.848	28.014	19.659	1'34.079	211,8	9:19'00.690
9	13.505	32.855	28.045	19.722	1'34.127	212,2	9:20'34.817
10	<b>13.472</b>	32.778	28.067	21.119	1'35.436	<b>213,4</b>	9:22'10.253
11	13.535	32.920	28.238	6'17.213	7'31.906P	212,6	9:29'42.159
12	17.231	34.518	30.811	22.354	1'44.914P	207,7	9:31'27.073
13	13.683	33.009	28.046	19.804	1'34.542	211,4	9:33'01.615
14	13.628	32.859	28.024	19.678	1'34.189	212,2	9:34'35.804
15	13.558	32.857	27.937	19.681	1'34.033	211,8	9:36'09.837
16	13.564	39.002	34.488	21.492	1'48.546	198,2	9:37'58.383
17	13.614	32.814	28.030	19.688	1'34.146	212,2	9:39'32.529
18	13.605	<b>32.768</b>	<b>27.850</b>	<b>19.632</b>	<b>1'33.855</b>	212,6	9:41'06.384

10 J. DÜRKSEN (1'33.917)							
Lap	Seg.1	Seg.2	Seg.3	Seg.4	Lap Time	km/h	Local Time
1	19.206	42.561	33.502	20.750	1'56.019P	184,6	9:20'20.376
2	13.715	33.421	28.474	20.064	1'35.674	211,4	9:23'52.069
3	13.641	33.024	28.337	19.868	1'34.870	211,4	9:25'26.939
4	13.564	32.853	28.242	19.811	1'34.470	212,2	9:27'01.409
5	13.517	32.751	28.152	<b>19.756</b>	1'34.176	213,9	9:28'35.585
6	13.432	32.757	28.095	19.870	1'34.154	213,4	9:30'09.739
7	13.414	32.709	28.339	19.910	1'34.372	214,3	9:31'44.111
8	13.366	33.020	28.112	19.999	1'34.497	214,7	9:33'18.608
9	13.470	32.784	28.096	19.877	1'34.227	213,9	9:34'52.835
10	13.373	<b>32.708</b>	<b>28.038</b>	19.798	<b>1'33.917</b>	214,7	9:36'26.752

11 L. REVESZ (1'34.854)							
Lap	Seg.1	Seg.2	Seg.3	Seg.4	Lap Time	km/h	Local Time
1	20.289	41.250	31.175	21.319	1'54.033P	156,3	9:02'49.759
2	14.610	35.931	29.755	20.833	1'41.129	196,4	9:06'24.921
3	13.571	33.529	28.806	20.111	1'36.017	212,2	9:08'00.938
4	13.591	33.193	28.603	20.030	1'35.417	211,4	9:09'36.355
5	<b>13.518</b>	34.318	39.607	48.690	2'16.133	212,2	9:11'52.488
6	41.804	37.193	29.165	20.041	2'08.203	205,7	9:14'00.691
7	13.645	33.359	28.839	20.076	1'35.919	210,1	9:15'36.610
8	13.672	33.224	28.656	19.962	1'35.514	210,1	9:17'12.124
9	13.660	33.005	<b>28.401</b>	19.962	1'35.028	210,9	9:18'47.152
10	13.627	33.043	28.613	4'58.886	6'14.169P	210,5	9:25'01.321
11	17.965	33.861	28.616	20.003	1'40.445P	209,3	9:26'41.766
12	13.701	34.127	29.348	20.172	1'37.348	210,1	9:28'19.114
13	13.687	33.064	28.427	<b>19.902</b>	1'35.080	210,9	9:29'54.194
14	13.648	32.922	28.507	19.960	1'35.037	211,4	9:31'29.231
15	13.619	33.010	28.585	19.961	1'35.175	211,8	9:33'04.406
16	13.629	32.879	28.495	19.984	1'34.987	212,2	9:34'39.393
17	13.591	<b>32.820</b>	28.468	19.975	<b>1'34.854</b>	211,4	9:36'14.247
18	13.562	34.060	28.887	56.635	2'13.144P	<b>212,6</b>	9:38'27.391

6 S. MONTOYA (1'33.764)							
Lap	Seg.1	Seg.2	Seg.3	Seg.4	Lap Time	km/h	Local Time
1	19.831	37.963	31.016	3'06.868	4'35.678P	194,2	9:00'31.315
2	18.777	36.396	29.373	20.035	1'44.581P	169,8	9:05'06.993
3	13.596	33.127	28.438	19.841	1'35.002	210,9	9:08'26.576
4	13.504	32.933	28.356	19.804	1'34.597	212,2	9:10'01.173
5	<b>13.317</b>	49.891	1'15.342	33.498	2'52.048	210,9	9:12'53.221
6	13.555	34.315	28.820	20.025	1'36.715	212,6	9:14'29.936
7	13.530	32.948	28.325	19.776	1'34.579	212,2	9:16'04.515
8	13.545	32.885	28.264	19.701	1'34.395	212,6	9:17'38.910
9	13.521	32.753	28.212	19.702	1'34.188	213,0	9:19'13.098
10	13.465	32.721	28.199	19.753	1'34.138	213,9	9:20'47.236
11	13.473	32.713	28.232	8'25.366	9'39.784P	212,2	9:30'27.020
12	16.481	40.423	28.762	19.660	1'45.326P	162,4	9:32'12.346
13	13.516	32.713	28.319	19.853	1'34.401	213,4	9:33'46.747
14	13.514	32.895	28.733	19.813	1'34.955	213,4	9:35'21.702
15	13.369	32.695	<b>28.076</b>	<b>19.624</b>	<b>1'33.764</b>	213,9	9:36'55.466
16	13.510	38.909	40.632	19.855	1'52.906	155,8	9:38'48.372
17	13.439	<b>32.689</b>	28.386	20.144	1'34.658	<b>214,3</b>	9:40'23.030

12 L. PATRESE (1'34.461)							
Lap	Seg.1	Seg.2	Seg.3	Seg.4	Lap Time	km/h	Local Time
1	22.142	38.173	31.165	21.580	1'53.060P	193,5	9:08'07.600
2	14.054	51.122	1'15.295	33.485	2'53.956	184,9	9:12'54.616
3	13.789	33.507	28.853	19.904	1'36.053	209,3	9:14'30.669
4	13.621	33.104	28.449	19.919	1'35.093	210,5	9:16'05.762
5	13.585	33.006	28.446	19.814	1'34.851	210,5	9:17'40.613
6	13.584	33.034	28.274	4'24.010	5'38.902P	211,4	9:23'19.515
7	17.139	33.860	29.009	19.940	1'39.948P	209,3	9:24'59.463
8	13.698	33.181	28.430	19.784	1'35.093	209,7	9:26'34.556
9	13.694	32.966	28.300	19.831	1'34.791	210,5	9:28'09.347
10	<b>13.580</b>	32.933	28.257	<b>19.691</b>	<b>1'34.461</b>	210,5	9:29'43.808
11	13.602	33.045	<b>28.151</b>	19.861	1'34.659	<b>211,8</b>	9:31'18.467
12	13.657	33.273	28.296	19.783	1'35.009	210,5	9:32'53.476
13	13.634	33.021	28.156	20.018	1'34.829	<b>211,8</b>	9:34'28.305
14	13.659	33.064	28.389	19.757	1'34.869	210,5	9:36'03.174
15	13.625	32.925	28.249	19.750	1'34.549	211,4	9:37'37.723
16	13.602	32.990	28.311	19.854	1'34.757	211,4	9:39'12.480
17	13.614	<b>32.881</b>	28.273	19.837	1'34.605	<b>211,8</b>	9:40'47.085

7 K. SMAL (1'34.083)							
Lap	Seg.1	Seg.2	Seg.3	Seg.4	Lap Time	km/h	Local Time
1	19.320	38.086	31.586	2'44.636	4'13.628P	200,0	9:00'23.016
2	19.048	37.441	30.670	20.598	1'47.757P	201,5	9:04'36.644
3	13.877	33.298	28.549	19.930	1'35.654	209,3	9:06'24.401
4	13.883	33.206	28.405	19.819	1'35.313	210,1	9:08'00.055
5	13.850	32.947	40.592	49.193	2'16.582	210,1	9:09'35.368
6	41.712	40.579	30.214	19.958	2'12.463	170,3	9:11'51.950
7	13.769	32.892	28.212	19.690	1'34.563	211,4	9:14'04.413
8	13.612	32.857	28.171	19.648	1'34.288	211,8	9:15'38.976
9	13.564	44.281	34.477	19.959	1'52.281	174,8	9:17'13.264
10	13.711	32.794	<b>28.073</b>	19.626	1'34.204	212,2	9:19'05.545
11	13.572	<b>32.647</b>	28.202	19.744	1'34.165	<b>212,6</b>	9:20'39.749
12	14.854	34.107	28.392	8'13.447	9'30.800P	208,9	9:22'13.914
13	18.510	36.151	31.997	19.977	1'46.635P	204,2	9:31'44.714
14	13.619	32.751	28.183	<b>19.596</b>	1'34.149	212,2	9:33'31.349
15	13.571	32.789	28.138	19.628	1'34.126	211,8	9:35'05.498
16	<b>13.524</b>	32.700	28.146	19.713	<b>1'34.083</b>	211,8	9:36'39.624
17	13.607	32.719	28.148	19.805	1'34.279	<b>212,6</b>	9:38'13.707

13 J. DUFEK (1'33.691)							
Lap	Seg.1	Seg.2	Seg.3	Seg.4	Lap Time	km/h	Local Time
1	20.296	37.789	30.646	21.189	1'49.920P	174,5	9:01'10.127
							9:03'00.047

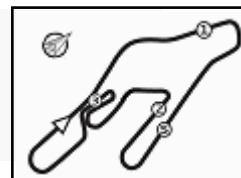
26/06/2021 P = Pits In/Out - C = Lap Time Cancelled



Powered by FICr PERUGIA TIMING







Vallelunga auto 4.085 m

ACI Racing Weekend Vallelunga, 26-27 Giugno 2021  
Italian F4 Championship by Abarth - Chronological Analysis Free Practice 1

2	15.657	35.180	28.677	20.273	1'39.787	188,5	9:04'39.834
3	13.687	33.256	28.266	19.717	1'34.926	209,3	9:06'14.760
4	13.582	33.052	28.152	19.722	1'34.508	210,1	9:07'49.268
5	13.554	32.994	28.288	19.776	1'34.612	210,9	9:09'23.880
6	13.520	32.916	28.271	43.786	1'58.493	210,9	9:11'22.373
7	37.797	1'00.044	28.558	19.939	2'26.338	77,4	9:13'48.711
8	13.585	32.881	28.113	19.591	1'34.170	210,9	9:15'22.881
9	13.573	32.900	27.973	19.761	1'34.207	210,5	9:16'57.088
10	13.559	32.850	28.134	7'57.961	9'12.504P	210,9	9:26'09.592
11	16.166	34.074	32.360	19.790	1'42.390P	207,3	9:27'51.982
12	13.520	32.677	28.009	19.558	1'33.764	212,6	9:29'25.746
13	13.459	32.625	28.110	19.575	1'33.769	213,0	9:30'59.515
14	13.428	32.742	33.099	27.456	1'46.725	213,4	9:32'46.240
15	13.544	32.634	27.897	19.864	1'33.939	212,6	9:34'20.179
16	13.443	32.665	27.985	19.598	1'33.691	213,4	9:35'53.870
17	13.438	32.684	29.182	22.193	1'37.497	213,9	9:37'31.367
18	13.341	32.656	28.269	19.724	1'33.990	214,7	9:39'05.357

18 H. CENYU (1'33.879)							
Lap	Seg.1	Seg.2	Seg.3	Seg.4	Lap Time	km/h	Local Time
1	20.011	39.294	32.597	22.092	1'53.994P	180,9	9:02'20.141
2	14.277	36.882	36.159	20.883	1'48.201	191,5	9:04'08.342
3	13.540	33.228	28.596	19.872	1'35.236	211,8	9:05'43.578
4	13.441	32.869	28.200	19.722	1'34.232	212,6	9:07'17.810
5	13.422	32.965	28.229	19.872	1'34.488	213,0	9:08'52.298
6	13.388	32.935	28.164	19.796	1'34.283	213,4	9:10'26.581
7	19.556	1'14.998	44.783	21.767	2'41.104	73,0	9:13'07.685
8	13.415	32.844	28.257	19.743	1'34.259	213,4	9:14'41.944
9	13.327	32.605	28.268	19.692	1'33.892	214,7	9:16'15.836
10	13.217	33.355	28.381	6'46.153	8'01.106P	215,1	9:24'16.942
11	19.235	37.118	29.070	19.905	1'45.328P	190,5	9:26'02.270
12	13.477	32.776	28.211	19.785	1'34.249	213,0	9:27'36.519
13	13.360	32.670	28.283	19.716	1'34.029	213,4	9:29'10.548
14	13.316	32.894	28.017	19.774	1'34.001	218,6	9:30'44.549
15	13.406	32.602	28.210	19.705	1'33.923	215,1	9:32'18.472
16	13.371	32.537	28.187	19.784	1'33.879	212,2	9:33'52.351
17	13.401	32.720	29.830	21.727	1'37.678	214,3	9:35'30.029
18	13.447	32.663	30.682	19.893	1'36.685	213,9	9:37'06.714
19	13.445	32.721	28.202	19.780	1'34.148	213,0	9:38'40.862

15 N. BEDRIN (1'34.230)							
Lap	Seg.1	Seg.2	Seg.3	Seg.4	Lap Time	km/h	Local Time
1	22.041	39.944	33.643	23.432	1'59.060P	174,2	9:02'17.483
2	15.463	35.488	35.555	21.046	1'47.552	191,5	9:04'05.035
3	13.632	33.414	28.743	19.989	1'35.778	209,3	9:05'40.813
4	13.503	33.293	28.487	22.237	1'37.520	211,4	9:07'18.333
5	16.904	33.975	28.555	1'45.341	3'04.775P	208,5	9:10'23.108
6	22.382	1'13.845	44.625	20.622	2'41.474P	72,2	9:13'04.582
7	13.533	33.024	28.367	19.830	1'34.754	211,8	9:14'39.336
8	13.431	33.000	31.395	20.756	1'38.582	212,6	9:16'17.918
9	13.449	33.035	28.222	19.918	1'34.624	212,2	9:17'52.542
10	13.528	32.922	28.192	19.802	1'34.444	212,2	9:19'26.986
11	13.506	32.844	28.161	19.719	1'34.230	213,0	9:21'01.216
12	13.525	32.850	28.164	3'47.865	5'02.404P	212,2	9:26'03.620
13	21.005	34.586	28.622	19.889	1'44.102P	200,0	9:27'47.722
14	13.533	32.819	28.279	19.748	1'34.379	212,2	9:29'22.101
15	13.500	32.842	28.232	19.964	1'34.538	212,2	9:30'56.639
16	13.448	33.056	37.346	23.531	1'47.381	213,4	9:32'44.020
17	13.582	32.879	28.157	19.709	1'34.327	211,4	9:34'18.347
18	13.539	32.796	28.145	19.757	1'34.237	212,2	9:35'52.584
19	13.527	32.864	29.428	20.825	1'36.644	213,0	9:37'29.228

20 C. LAURSEN (1'34.351)							
Lap	Seg.1	Seg.2	Seg.3	Seg.4	Lap Time	km/h	Local Time
1	18.386	37.796	32.137	3'00.627	4'28.946P	196,4	9:04'53.771
2	17.384	34.711	29.782	20.412	1'42.289P	203,8	9:06'36.060
3	13.801	37.535	36.116	20.088	1'47.540	203,8	9:08'23.600
4	13.625	33.162	28.925	20.426	1'36.138	210,9	9:09'59.738
5	13.421	42.854	49.888	49.590	2'35.753	213,0	9:12'35.491
6	19.836	33.605	28.798	20.707	1'42.946	209,3	9:14'18.437
7	13.434	32.930	28.604	19.818	1'34.786	213,4	9:15'53.223
8	13.467	32.958	28.521	19.754	1'34.700	212,6	9:17'27.923
9	13.444	33.079	28.569	19.799	1'34.891	212,6	9:19'02.814
10	13.484	32.851	28.447	19.833	1'34.615	213,0	9:20'37.429
11	13.507	33.199	28.672	7'59.381	9'14.759P	211,4	9:29'52.188
12	17.434	34.718	29.003	19.915	1'41.070P	190,8	9:31'33.258
13	13.552	32.914	28.513	19.795	1'34.774	213,4	9:33'08.032
14	13.593	32.959	28.373	19.745	1'34.670	212,6	9:34'42.702
15	13.454	32.876	28.403	19.791	1'34.524	212,2	9:36'17.226
16	13.473	32.823	28.408	19.773	1'34.477	213,9	9:37'51.703
17	13.449	32.849	28.255	19.798	1'34.351	213,0	9:39'26.054
18	13.475	32.778	28.459	19.809	1'34.521	213,9	9:41'00.575

17 L. BIZZOTTO (1'34.399)							
Lap	Seg.1	Seg.2	Seg.3	Seg.4	Lap Time	km/h	Local Time
1	21.540	39.889	35.035	22.173	1'58.637P	196,7	9:03'56.375
2	14.035	35.636	29.737	20.512	1'39.920	205,7	9:05'36.295
3	13.807	33.893	28.951	20.046	1'36.697	206,9	9:07'12.992
4	13.482	33.235	28.625	19.993	1'35.335	214,7	9:08'48.327
5	13.389	33.049	28.531	19.836	1'34.805	214,3	9:10'23.132
6	13.507	43.095	1'10.654	32.651	2'39.907	165,6	9:13'03.039
7	13.553	33.186	28.501	19.820	1'35.060	215,1	9:14'38.099
8	13.500	32.971	28.400	19.990	1'34.861	216,0	9:16'12.990
9	13.459	32.997	28.818	8'31.662	9'46.936P	217,3	9:25'59.896
10	20.745	34.492	28.733	19.765	1'43.735P	207,3	9:27'43.631
11	13.579	32.944	28.309	19.778	1'34.610	214,3	9:29'18.241
12	13.521	32.823	28.518	19.808	1'34.670	216,0	9:30'52.911
13	13.556	32.787	28.345	19.812	1'34.500	216,0	9:32'27.411
14	13.556	32.832	28.383	19.808	1'34.579	216,4	9:34'01.990
15	14.370	34.941	32.188	20.424	1'41.923	211,4	9:35'43.913
16	13.467	32.790	29.836	20.812	1'36.905	216,0	9:37'20.818
17	13.581	32.944	28.195	19.739	1'34.459	214,7	9:38'55.277
18	13.527	32.879	28.231	19.762	1'34.399	214,3	9:40'29.676

22 V. CATINO (1'35.586)							
Lap	Seg.1	Seg.2	Seg.3	Seg.4	Lap Time	km/h	Local Time
1	18.739	38.531	31.046	20.864	1'49.180P	193,5	9:00'17.016
2	14.135	36.982	35.383	20.529	1'47.029	200,7	9:03'53.225
3	13.834	33.854	29.466	20.428	1'37.582	207,7	9:05'30.807
4	13.813	33.566	29.012	20.450	1'36.841	206,9	9:07'07.648
5	13.788	33.560	29.038	20.255	1'36.641	207,3	9:08'44.289
6	13.799	33.582	31.995	20.635	1'40.011	207,3	9:10'24.300
7	13.749	42.677	1'10.551	27.710	2'34.687	125,1	9:12'58.987
8	13.638	33.401	29.278	20.206	1'36.523	209,7	9:14'35.510
9	13.715	33.510	28.977	20.137	1'36.339	208,9	9:16'11.849
10	13.774	33.532	29.951	5'56.647	7'13.904P	208,1	9:23'25.753
11	17.221	36.048	32.705	24.077	1'50.051P	204,5	9:25'15.804
12	13.730	33.458	28.983	20.094	1'36.265	208,5	9:26'52.069
13	13.757	33.469	28.784	20.064	1'36.074	207,7	9:28'28.143
14	13.710	33.205	28.604	20.115	1'35.634	209,3	9:30'03.777
15	13.752	33.315	28.854	19.992	1'35.913	208,9	9:31'39.690

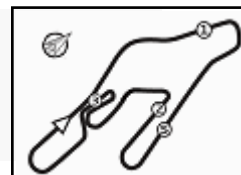
26/06/2021

P = Pits In/Out - C = Lap Time Cancelled



Powered by FICr PERUGIA TIMING





# ACI Racing Weekend Vallelunga, 26-27 Giugno 2021

## Italian F4 Championship by Abarth - Chronological Analysis Free Practice 1

								27 J. GARCICARCE DAVILA (1'34.719)							
Lap	Seg.1	Seg.2	Seg.3	Seg.4	Lap Time	km/h	Local Time	Lap	Seg.1	Seg.2	Seg.3	Seg.4	Lap Time	km/h	Local Time
16	13.744	37.615	28.998	20.143	1'40.500	153,4	9:33'20.190	1	20.613	38.072	31.995	21.330	1'52.010P	177,6	9:08'15.834
17	<b>13.618</b>	<b>33.190</b>	28.715	20.063	<b>1'35.586</b>	<b>210,5</b>	9:34'55.776	2	13.985	34.035	29.673	20.360	1'38.053	207,3	9:09'53.887
18	13.650	33.571	28.783	20.032	1'36.036	209,7	9:36'31.812	3	14.236	36.837	50.865	47.125	2'29.063	211,4	9:12'22.950
19	13.694	33.330	28.890	20.133	1'36.047	209,3	9:38'07.859	4	26.068	33.717	28.777	20.165	1'48.727	211,8	9:14'11.677
20	13.645	33.217	28.850	20.116	1'35.828	209,7	9:39'43.687	5	13.725	33.174	28.594	19.967	1'35.460	213,4	9:15'47.137
21	13.746	33.398	28.835	20.057	1'36.036	208,9	9:41'19.723	6	13.679	33.080	28.441	19.830	1'35.030	213,0	9:17'22.167
								23 E. ZUNIGA (1'34.248)							
Lap	Seg.1	Seg.2	Seg.3	Seg.4	Lap Time	km/h	Local Time								
1	20.470	37.551	40.740	22.827	2'01.588P	199,3	9:22'19.866	7	13.897	34.341	28.656	19.920	1'36.814	204,5	9:18'58.981
2	13.758	33.973	28.856	20.251	1'36.838	210,1	9:23'56.704	8	13.520	32.997	28.402	19.828	1'34.747	<b>216,0</b>	9:20'33.728
3	13.608	33.260	28.465	20.007	1'35.340	211,4	9:25'32.044	9	13.539	<b>32.884</b>	28.539	<b>19.800</b>	1'34.762	214,7	9:22'08.490
4	13.532	32.944	28.359	19.948	1'34.783	213,0	9:27'06.827	10	13.590	33.051	28.406	19.898	1'34.945	213,9	9:23'43.435
5	13.468	32.931	28.226	19.979	1'34.604	213,4	9:28'41.431	11	13.569	33.099	28.505	7'46.870	9'02.043P	214,3	9:32'45.478
6	13.457	34.356	28.551	20.052	1'36.416	213,4	9:30'17.847	12	19.083	40.681	31.226	20.233	1'51.223P	210,5	9:34'36.701
7	13.471	32.886	28.327	19.964	1'34.648	213,4	9:31'52.495	13	<b>13.489</b>	32.885	28.401	19.944	<b>1'34.719</b>	215,6	9:36'11.420
8	13.450	32.841	<b>28.184</b>	19.925	1'34.400	<b>214,7</b>	9:33'26.895	14	13.551	32.988	28.398	19.810	1'34.747	213,9	9:37'46.167
9	13.452	<b>32.708</b>	28.256	<b>19.832</b>	<b>1'34.248</b>	214,3	9:35'01.143	15	13.584	33.090	28.376	19.824	1'34.874	214,7	9:39'21.041
								16	13.582	32.983	<b>28.370</b>	19.809	1'34.744	215,6	9:40'55.785
								24 P. WISNICKI (1'34.367)							
Lap	Seg.1	Seg.2	Seg.3	Seg.4	Lap Time	km/h	Local Time								
1	18.684	37.814	32.534	22.412	1'51.444P	182,1	9:02'49.392	1	20.325	37.403	32.906	21.178	1'51.812P	191,8	9:08'12.569
2	14.269	35.292	29.659	20.118	1'39.338	179,4	9:04'28.730	2	13.885	34.902	30.404	20.984	1'40.175	208,9	9:09'52.744
3	13.651	34.957	29.719	20.350	1'38.677	213,4	9:06'07.407	3	15.690	52.124	56.720	43.907	2'48.441	112,7	9:12'41.185
4	13.582	33.218	28.470	19.951	1'35.221	215,6	9:07'42.628	4	16.295	34.341	31.298	20.075	1'42.009	210,9	9:14'23.194
5	13.458	33.017	28.445	20.771	1'35.691	217,3	9:09'18.319	5	13.698	32.978	28.464	19.909	1'35.049	213,9	9:15'58.243
6	13.437	32.900	28.429	33.630	1'48.396	<b>217,7</b>	9:11'06.715	6	13.657	32.929	28.397	19.920	1'34.903	214,3	9:17'33.146
7	36.162	1'01.377	29.255	20.079	2'26.873	84,9	9:13'33.588	7	13.602	32.827	28.458	20.024	1'34.911	215,1	9:19'08.057
8	<b>13.421</b>	32.809	28.522	20.114	1'34.866	<b>217,7</b>	9:15'08.454	8	13.539	32.863	28.396	19.836	1'34.634	215,1	9:20'42.691
9	13.428	33.374	30.638	19.963	1'37.403	216,9	9:16'45.857	9	13.530	32.859	28.441	19.861	1'34.691	214,3	9:22'17.382
10	13.540	32.971	28.274	8'19.697	9'34.482P	215,6	9:26'20.339	10	<b>13.422</b>	34.892	28.560	19.870	1'36.744	213,9	9:23'54.126
11	16.921	34.607	35.531	19.953	1'47.012P	208,5	9:28'07.351	11	13.479	32.866	28.365	19.894	1'34.604	215,6	9:25'28.730
12	13.584	32.834	<b>28.209</b>	<b>19.740</b>	<b>1'34.367</b>	215,1	9:29'41.718	12	13.427	32.960	28.437	5'21.916	6'36.740P	<b>217,7</b>	9:32'05.470
13	13.574	32.871	33.217	19.871	1'39.533	215,6	9:31'21.251	13	25.497	49.192	31.098	20.185	2'05.972P	81,5	9:34'11.442
14	13.557	32.760	28.275	19.825	1'34.417	217,3	9:32'55.668	14	13.521	<b>32.642</b>	28.275	19.790	1'34.228	214,7	9:35'45.670
15	13.556	32.840	28.296	20.058	1'34.750	216,4	9:34'30.418	15	13.484	33.003	31.043	20.477	1'38.007	216,0	9:37'23.677
16	13.548	32.831	35.198	26.642	1'48.219	216,4	9:36'18.637	16	13.537	32.847	29.644	19.854	1'35.882	216,4	9:38'59.559
17	13.483	32.884	29.238	19.860	1'35.465	217,3	9:37'54.102	17	13.529	32.708	<b>28.253</b>	<b>19.737</b>	<b>1'34.227</b>	215,6	9:40'33.786
								25 S. BEN (1'34.542)							
Lap	Seg.1	Seg.2	Seg.3	Seg.4	Lap Time	km/h	Local Time								
1	19.915	41.077	31.850	21.790	1'54.632P	167,2	9:00'34.357	1	19.099	38.504	33.010	1'58.767	3'29.380P	195,7	9:03'45.594
2	15.244	37.358	30.564	21.222	1'44.388	171,2	9:04'13.377	2	17.131	37.929	33.461	20.476	1'48.997P	183,1	9:05'34.591
3	14.717	35.711	29.652	20.329	1'40.409	189,8	9:05'53.786	3	13.758	34.270	28.945	20.250	1'37.223	209,7	9:07'11.814
4	13.572	33.684	28.855	20.208	1'36.319	213,4	9:07'30.105	4	13.687	33.198	28.707	20.009	1'35.601	210,1	9:08'47.415
5	13.566	33.450	28.817	20.161	1'35.994	214,3	9:09'06.099	5	13.627	35.925	32.036	20.457	1'42.045	176,8	9:10'29.460
6	13.734	33.568	28.811	6'23.200	7'39.313P	215,6	9:16'45.412	6	18.519	1'14.407	44.502	21.066	2'38.494	71,3	9:13'07.954
7	17.397	35.637	28.987	19.962	1'41.983P	186,9	9:18'27.395	7	13.477	34.687	28.752	19.954	1'36.870	206,9	9:14'44.824
8	13.654	33.079	28.414	19.856	1'35.003	213,9	9:20'02.398	8	13.535	33.033	28.587	20.070	1'35.225	212,2	9:16'20.049
9	13.665	33.052	28.493	<b>19.791</b>	1'35.001	213,9	9:21'37.399	9	13.502	33.693	28.605	20.883	1'36.683	212,2	9:17'56.732
10	13.602	33.419	28.446	19.904	1'35.371	211,8	9:23'12.770	10	<b>13.465</b>	<b>32.958</b>	28.511	19.965	1'34.899	<b>213,4</b>	9:19'31.631
11	13.605	33.135	28.657	19.852	1'35.249	213,9	9:24'48.019	11	13.500	33.064	29.250	20.233	1'36.047	<b>213,4</b>	9:21'07.678
12	13.597	32.958	28.469	5'11.275	6'26.299P	214,7	9:31'14.318	12	13.545	33.037	<b>28.379</b>	19.905	1'34.866	212,2	9:22'42.544
13	17.851	36.497	28.764	19.963	1'43.075P	180,0	9:32'57.393	13	13.570	33.828	30.797	7'24.709	8'42.904P	209,3	9:31'25.448
14	13.580	32.931	28.438	19.834	1'34.783	215,6	9:34'32.176	14	19.325	38.423	32.586	20.081	1'50.415P	138,1	9:33'15.863
15	<b>13.517</b>	32.965	<b>28.264</b>	19.796	<b>1'34.542</b>	216,0	9:36'06.718	15	13.612	33.134	28.454	19.821	1'35.021	211,4	9:34'50.884
16	13.554	<b>32.924</b>	28.408	19.817	1'34.703	216,0	9:37'41.421	16	13.554	32.968	28.523	<b>19.813</b>	<b>1'34.858</b>	212,2	9:36'25.742
17	13.544	33.229	33.995	20.509	1'41.277	216,0	9:39'22.698								
18	13.596	33.388	29.235	19.967	1'36.186	<b>218,6</b>	9:40'58.884								
								37 K. SZTUKA (1'34.738)							
Lap	Seg.1	Seg.2	Seg.3	Seg.4	Lap Time	km/h	Local Time								

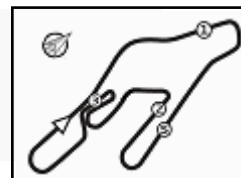
26/06/2021

P = Pits In/Out - C = Lap Time Cancelled



Powered by FICr PERUGIA TIMING





ACI Racing Weekend Vallelunga, 26-27 Giugno 2021  
Italian F4 Championship by Abarth - Chronological Analysis Free Practice 1

Vallelunga auto 4.085 m

4 / 6

Lap	Seg.1	Seg.2	Seg.3	Seg.4	Lap Time	km/h	Local Time
1	19.338	40.167	31.413	21.293	1'52.211P	167,7	9:00'42.052
2	14.278	35.140	30.067	20.603	1'40.088	190,5	9:02'34.263
3	13.955	33.883	28.959	20.378	1'37.175	211,8	9:04'14.351
4	13.665	33.120	28.668	20.026	1'35.479	213,0	9:05'51.526
5	13.621	33.286	28.521	20.034	1'35.462	213,0	9:07'27.005
6	13.632	32.955	28.405	20.034	1'35.026	213,9	9:09'02.467
7	23.546	1'13.843	42.364	20.223	2'39.976	83,3	9:10'37.493
8	13.676	33.015	28.591	19.956	1'35.238	215,1	9:13'17.469
9	13.619	33.018	28.441	19.907	1'34.985	214,3	9:14'52.707
10	13.640	33.029	28.509	9'10.647	10'25.825P	213,9	9:16'27.692
11	17.289	34.038	28.446	19.846	1'39.619P	204,5	9:18'03.517
12	13.763	32.972	28.349	19.836	1'34.920	212,2	9:28'33.136
13	13.718	32.925	28.292	19.803	1'34.738	213,9	9:30'08.056
14	13.671	33.131	29.656	19.929	1'36.387	214,3	9:31'42.794
15	13.582	32.900	28.536	19.860	1'34.878	215,1	9:33'19.181
16	13.626	32.890	28.502	19.827	1'34.845	215,1	9:34'54.059
17	13.658	32.862	28.432	19.948	1'34.900	213,9	9:36'28.904
18	13.729	33.090	28.342	19.819	1'34.980	214,3	9:38'03.804
19							9:39'38.784

69 V. LOMKO (1'34.114)

Lap	Seg.1	Seg.2	Seg.3	Seg.4	Lap Time	km/h	Local Time
1	18.231	38.792	31.121	1'05.003	2'33.147P	161,9	9:00'10.175
2	16.571	34.243	28.991	20.164	1'39.969P	199,3	9:02'43.322
3	13.620	33.265	28.496	20.203	1'35.584	209,3	9:04'23.291
4	13.623	33.155	28.302	19.883	1'34.963	209,3	9:05'58.875
5	13.610	33.023	28.375	19.910	1'34.918	209,3	9:07'33.838
6	13.564	32.883	28.287	24.824	1'39.558	210,5	9:09'08.756
7	37.845	1'10.302	29.363	20.046	2'37.556	89,4	9:10'48.314
8	13.558	32.987	28.282	19.827	1'34.654	210,1	9:13'25.870
9	13.625	32.856	28.151	19.793	1'34.425	209,7	9:15'00.524
10	13.601	33.210	28.657	20.051	1'35.519	210,1	9:16'34.949
11	13.622	32.947	28.117	7'19.913	8'34.599P	209,7	9:18'10.468
12	17.354	34.213	29.989	19.945	1'41.501P	210,9	9:22'45.067
13	13.668	32.909	27.988	19.716	1'34.281	209,3	9:28'26.568
14	13.635	32.731	28.020	19.728	1'34.114	210,9	9:30'00.849
15	13.566	33.779	32.199	20.263	1'39.807	211,4	9:31'34.963
16	13.626	32.825	28.044	19.651	1'34.146	210,1	9:33'14.770
17	13.585	32.784	28.080	19.702	1'34.151	210,5	9:34'48.916
18	13.575	33.258	36.405	20.133	1'43.371	211,4	9:36'23.067
19	13.579	32.794	28.094	19.664	1'34.131	210,1	9:38'06.438
20	13.570	32.709	28.083	19.784	1'34.146	210,9	9:39'40.569
21							9:41'14.715

41 J. RIED (1'34.522)

Lap	Seg.1	Seg.2	Seg.3	Seg.4	Lap Time	km/h	Local Time
1	18.825	37.534	32.835	1'03.736	2'32.930P	190,8	9:00'56.661
2	18.072	38.461	30.953	1'04.841	2'32.327P	185,2	9:03'29.591
3	16.535	33.814	28.930	20.370	1'39.649P	208,9	9:06'01.918
4	13.581	33.221	28.901	20.011	1'35.714	210,9	9:07'41.567
5	13.524	32.892	28.376	32.221	1'47.013	212,6	9:09'17.281
6	35.554	1'03.467	29.119	20.031	2'28.171	84,8	9:11'04.294
7	13.538	33.287	28.662	20.006	1'35.493	212,2	9:13'32.465
8	13.559	32.919	28.352	19.899	1'34.729	213,0	9:15'07.958
9	13.549	32.882	28.344	20.088	1'34.863	212,2	9:16'42.687
10	13.544	32.845	28.466	19.911	1'34.766	212,2	9:18'17.550
11	13.607	32.814	28.343	19.859	1'34.623	212,6	9:19'52.316
12	13.562	34.105	28.559	19.891	1'36.117	210,5	9:21'26.939
13	13.554	32.949	28.287	19.837	1'34.627	211,4	9:23'03.056
14	13.564	33.906	28.505	19.967	1'35.942	212,6	9:24'37.683
15	13.534	33.203	28.584	19.862	1'35.183	215,1	9:26'13.625
16	13.406	32.994	28.395	19.863	1'34.658	214,3	9:27'48.808
17	13.433	32.875	28.323	20.028	1'34.659	213,4	9:29'23.466
18	13.443	32.915	28.426	19.865	1'34.649	214,7	9:30'58.125
19	13.509	32.864	28.356	19.918	1'34.647	213,9	9:32'32.774
20	13.456	33.022	28.196	19.848	1'34.522	213,4	9:34'07.421
21	13.468	40.578	32.441	23.745	1'50.232	144,0	9:35'41.943
22	13.417	32.940	28.421	19.817	1'34.595	213,9	9:37'32.175
23							9:39'06.770

70 T. TRAMNITZ (1'33.590)

Lap	Seg.1	Seg.2	Seg.3	Seg.4	Lap Time	km/h	Local Time
1	18.509	39.540	31.164	55.839	2'25.052P	192,5	9:00'08.608
2	16.806	40.836	31.000	20.008	1'48.650P	196,0	9:02'33.660
3	13.746	33.201	28.339	19.707	1'34.993	208,1	9:04'22.310
4	13.593	32.903	28.232	19.718	1'34.446	210,9	9:05'57.303
5	13.555	32.890	28.288	19.899	1'34.632	210,5	9:07'31.749
6	13.398	32.864	28.136	19.732	1'34.130	210,9	9:09'06.381
7	32.853	1'16.581	34.801	19.784	2'44.019	76,1	9:10'40.511
8	13.631	32.764	28.128	19.593	1'34.116	210,1	9:13'24.530
9	13.620	32.750	28.112	19.652	1'34.134	210,5	9:14'58.646
10	13.599	32.721	28.013	19.591	1'33.924	210,1	9:16'32.780
11	13.579	32.652	27.955	19.594	1'33.780	211,4	9:18'06.704
12	13.598	32.642	27.929	19.701	1'33.870	211,4	9:19'40.484
13	13.559	32.683	28.129	6'25.265	7'39.636P	210,9	9:21'14.354
14	17.166	37.436	28.312	19.511	1'42.425P	209,7	9:28'53.990
15	13.678	32.637	27.876	19.524	1'33.715	210,9	9:30'36.415
16	13.648	32.598	27.923	19.533	1'33.702	210,9	9:32'10.130
17	13.640	32.568	27.898	19.484	1'33.590	210,9	9:33'43.832
18	13.607	32.619	34.469	30.492	1'51.187	211,4	9:35'17.422
19	13.427	35.391	28.502	20.010	1'37.330	214,7	9:37'08.609
20	13.432	32.800	29.028	20.077	1'35.337	214,3	9:38'45.939
21							9:40'21.276

72 L. FORNAROLI (1'33.968)

Lap	Seg.1	Seg.2	Seg.3	Seg.4	Lap Time	km/h	Local Time
1	18.716	38.517	31.735	48.637	2'17.605P	167,2	9:00'12.227
2	17.883	35.152	30.220	1'59.411	3'22.666P	198,2	9:02'29.832
3	16.964	37.655	29.683	59.412	2'23.714P	184,3	9:05'52.498
4	16.657	33.913	29.125	19.896	1'39.591P	211,8	9:08'16.212
5	13.525	38.505	53.327	48.349	2'33.706	211,8	9:09'55.803
6	21.537	33.150	29.502	21.285	1'45.474	211,4	9:12'29.509
7	13.581	32.935	28.181	19.626	1'34.323	211,4	9:14'14.983
8							9:15'49.306

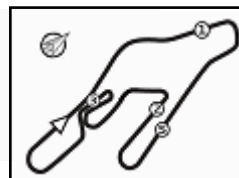
26/06/2021

P = Pits In/Out - C = Lap Time Cancelled



Powered by FICr PERUGIA TIMING





## ACI Racing Weekend Vallelunga, 26-27 Giugno 2021

### Italian F4 Championship by Abarth - Chronological Analysis Free Practice 1

8	13.500	32.808	28.194	19.717	1'34.219	211,4	9:17'23.525
9	13.443	32.976	28.130	19.758	1'34.307	212,6	9:18'57.832
10	13.519	32.875	28.122	19.704	1'34.220	211,8	9:20'32.052
11	13.525	32.922	28.077	19.661	1'34.185	211,8	9:22'06.237
12	13.555	32.823	28.140	19.696	1'34.214	211,4	9:23'40.451
13	13.520	32.897	28.132	19.739	1'34.288	211,4	9:25'14.739
14	13.522	32.838	28.197	19.679	1'34.236	211,8	9:26'48.975
15	13.502	32.861	<b>28.038</b>	19.745	1'34.146	212,2	9:28'23.121
16	13.491	<b>32.737</b>	28.066	19.674	<b>1'33.968</b>	212,2	9:29'57.089
17	13.456	32.775	28.328	19.753	1'34.312	213,0	9:31'31.401
18	13.443	32.849	28.216	19.806	1'34.314	213,4	9:33'05.715
19	13.444	32.809	28.276	19.815	1'34.344	213,9	9:34'40.059
20	13.331	32.884	28.339	19.882	1'34.436	<b>215,6</b>	9:36'14.495
21	13.370	32.992	28.260	19.797	1'34.419	213,4	9:37'48.914
22	13.441	32.793	28.181	19.825	1'34.240	212,6	9:39'23.154

79 G. MARKOGIANNIS (1'34.898)							
Lap	Seg.1	Seg.2	Seg.3	Seg.4	Lap Time	km/h	Local Time
1	19.995	37.639	30.731	21.375	1'49.740P	199,3	9:02'10.303
2	14.043	35.638	32.003	20.386	1'42.070		9:03'52.373
3	13.752	33.896	28.995	20.207	1'36.850	210,1	9:05'29.223
4	13.653	33.457	28.815	19.962	1'35.887	210,1	9:07'05.110
5	13.577	33.381	28.640	20.018	1'35.616	211,4	9:08'40.726
6	13.544	33.291	28.632	19.959	1'35.426	211,8	9:10'16.152
7	13.517	47.482	1'11.887	29.215	2'42.101	178,2	9:12'58.253
8	13.363	33.450	28.731	19.986	1'35.530	<b>216,9</b>	9:14'33.783
9	13.387	33.052	28.893	20.056	1'35.388	215,1	9:16'09.171
10	<b>13.329</b>	34.094	28.800	6'57.495	8'13.718P	216,4	9:24'22.889
11	17.545	35.005	29.059	20.098	1'41.707P	206,5	9:26'04.596
12	13.574	33.027	28.450	<b>19.859</b>	1'34.910	212,2	9:27'39.506
13	13.529	33.687	28.696	19.921	1'35.833	213,4	9:29'15.339
14	13.523	33.129	<b>28.407</b>	19.924	1'34.983	214,3	9:30'50.322
15	13.550	33.076	28.475	19.884	1'34.985	213,0	9:32'25.307
16	13.529	33.035	28.482	19.871	1'34.917	213,9	9:34'00.224
17	13.513	33.050	28.457	19.878	<b>1'34.898</b>	212,2	9:35'35.122
18	13.492	33.038	28.600	19.946	1'35.076	213,0	9:37'10.198
19	13.454	<b>33.003</b>	28.608	19.981	1'35.046	213,4	9:38'45.244
20	13.410	33.109	28.995	20.001	1'35.515	215,6	9:40'20.759

73 P. ARMANNI (1'34.585)							
Lap	Seg.1	Seg.2	Seg.3	Seg.4	Lap Time	km/h	Local Time
1	19.365	36.867	31.458	21.672	1'49.362P	201,1	9:02'03.989
2	14.487	37.865	42.561	26.917	2'01.830	206,1	9:04'05.819
3	13.597	34.600	30.171	20.684	1'39.052	210,9	9:05'44.871
4	13.602	33.157	28.768	20.177	1'35.704	211,4	9:07'20.575
5	13.573	33.263	28.528	20.046	1'35.410	212,2	9:08'55.985
6	13.566	33.045	28.793	20.009	1'35.413	212,2	9:10'31.398
7	22.184	1'12.993	41.453	20.570	2'37.200	80,7	9:13'08.598
8	<b>13.410</b>	33.238	28.430	19.990	1'35.068	211,8	9:14'43.666
9	13.534	33.041	28.436	19.961	1'34.972	212,2	9:16'18.638
10	13.431	33.033	28.517	20.142	1'35.123	<b>213,4</b>	9:17'53.761
11	13.521	32.979	28.397	19.930	1'34.827	212,2	9:19'28.588
12	13.555	32.980	28.286	2'56.847	4'11.668P	212,2	9:23'40.256
13	18.486	33.699	30.646	24.739	1'47.570P	208,9	9:25'27.826
14	13.629	33.049	28.299	19.961	1'34.938	212,2	9:27'02.764
15	13.563	33.038	28.372	20.019	1'34.992	213,0	9:28'37.756
16	13.575	32.966	28.256	19.933	1'34.730	212,2	9:30'12.486
17	13.585	33.017	28.273	19.957	1'34.832	211,8	9:31'47.318
18	13.582	<b>32.866</b>	<b>28.249</b>	<b>19.888</b>	<b>1'34.585</b>	212,6	9:33'21.903
19	13.547	32.876	33.816	24.097	1'44.336	212,6	9:35'06.239
20	13.471	32.944	28.284	19.941	1'34.640	212,6	9:36'40.879
21	13.497	33.064	33.031	24.618	1'44.210	213,0	9:38'25.089

83 M. WEUG (1'34.272)							
Lap	Seg.1	Seg.2	Seg.3	Seg.4	Lap Time	km/h	Local Time
1	19.968	39.560	31.657	21.698	1'52.883P	190,1	9:05'19.929
2	14.333	35.545	29.810	20.621	1'40.309	203,4	9:07'00.238
3	13.754	33.423	28.804	20.169	1'36.150	215,1	9:08'36.388
4	13.723	33.325	28.500	19.971	1'35.519	213,0	9:10'11.907
5	13.704	50.504	1'11.945	29.686	2'45.839	173,1	9:12'57.746
6	13.621	33.015	28.408	19.920	1'34.964	216,9	9:14'32.710
7	13.572	33.254	29.102	19.899	1'35.827	214,3	9:16'08.537
8	13.639	33.063	28.330	19.804	1'34.836	216,0	9:17'43.373
9	13.595	32.851	28.252	19.816	1'34.514	215,6	9:19'17.887
10	13.617	33.033	28.427	4'12.846	5'27.923P	215,1	9:24'45.810
11	17.752	35.161	29.345	20.236	1'42.494P	205,7	9:26'28.304
12	13.758	33.125	28.321	19.796	1'35.000	213,4	9:28'03.304
13	13.737	32.943	<b>28.042</b>	<b>19.698</b>	1'34.420	214,3	9:29'37.724
14	13.704	32.862	28.096	19.727	1'34.389	214,3	9:31'12.113
15	13.713	32.917	28.147	19.848	1'34.625	213,9	9:32'46.738
16	<b>13.544</b>	33.028	28.347	19.746	1'34.665	215,6	9:34'21.403
17	13.570	<b>32.824</b>	28.174	19.704	<b>1'34.272</b>	215,6	9:35'55.675
18	13.607	32.953	28.236	19.919	1'34.715	215,6	9:37'30.390
19	13.581	32.879	28.260	19.830	1'34.550	214,7	9:39'04.940

77 P. PERINO (1'35.218)							
Lap	Seg.1	Seg.2	Seg.3	Seg.4	Lap Time	km/h	Local Time
1	20.442	38.924	31.926	21.825	1'53.117P	184,3	9:02'32.507
2	13.932	34.325	29.407	20.571	1'38.235	204,9	9:04'10.742
3	13.769	34.600	29.159	20.344	1'37.872	208,1	9:05'48.614
4	13.700	33.457	28.601	20.110	1'35.868	208,9	9:07'24.482
5	13.651	33.508	28.604	20.027	1'35.790	209,3	9:09'00.272
6	13.650	33.251	28.499	20.033	1'35.433	210,5	9:10'35.705
7	22.172	1'11.957	43.035	20.507	2'37.671	80,8	9:13'13.376
8	13.652	33.272	28.600	19.964	1'35.488	209,7	9:14'48.864
9	13.632	33.453	28.604	20.123	1'35.812	210,5	9:16'24.676
10	13.635	33.373	28.635	20.093	1'35.736	210,1	9:18'00.412
11	<b>13.544</b>	33.202	28.525	20.032	1'35.303	<b>211,8</b>	9:19'35.715
12	13.610	33.312	<b>28.425</b>	20.082	1'35.429	210,5	9:21'11.144
13	13.639	33.305	28.694	8'09.733	9'25.371P	209,7	9:30'36.515
14	19.585	36.702	29.053	20.206	1'45.546P	152,1	9:32'22.061
15	13.678	33.215	28.492	<b>19.901</b>	1'35.286	208,9	9:33'57.347
16	13.699	<b>33.112</b>	28.489	19.918	<b>1'35.218</b>	210,9	9:35'32.565
17	13.646	33.138	28.697	19.999	1'35.480	211,4	9:37'08.045
18	13.623	33.368	28.642	20.836	1'36.469	211,4	9:38'44.514
19	13.691	33.178	28.427	19.955	1'35.251	209,7	9:40'19.765

86 B. VALINT (1'33.897)							
Lap	Seg.1	Seg.2	Seg.3	Seg.4	Lap Time	km/h	Local Time
1	20.026	38.728	32.286	21.782	1'52.822P	166,7	9:02'20.426
2	14.386	37.549	30.102	20.844	1'42.881	189,8	9:04'03.307
3	13.715	33.399	28.573	19.933	1'35.620	209,7	9:05'38.927
4	13.644	37.660	29.211	19.938	1'40.453	210,9	9:07'19.380
5	13.526	32.951	28.328	19.891	1'34.696	212,6	9:08'54.076
6	13.456	32.834	28.261	19.777	1'34.328	213,4	9:10'28.404
7	18.850	1'14.591	43.934	20.330	2'37.705	69,5	9:13'06.109
8	13.489	32.771	28.333	19.737	1'34.330	213,0	9:14'40.439
9	13.412	32.739	28.508	20.217	1'34.876	<b>213,9</b>	9:16'15.315
10	13.513	32.988	28.454	6'28.398	7'43.353P	213,4	9:23'58.668
11	17.354	33.924	28.508	19.734	1'39.520P	208,5	9:25'38.188
12	13.562	32.869	28.238	19.714	1'34.383	212,2	9:27'12.571

26/06/2021

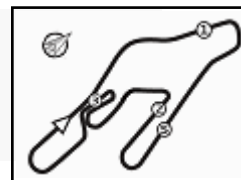
P = Pits In/Out - C = Lap Time Cancelled



Powered by FICr PERUGIA TIMING







Vallelunga auto 4.085 m

ACI Racing Weekend Vallelunga, 26-27 Giugno 2021  
Italian F4 Championship by Abarth - Chronological Analysis Free Practice 1

13	13.503	32.677	28.256	19.741	1'34.177	212,6	9:28'46.748
14	13.506	32.790	28.133	<b>19.608</b>	1'34.037	212,2	9:30'20.785
15	13.488	32.703	28.150	<b>19.608</b>	1'33.949	213,4	9:31'54.734
16	13.452	32.713	28.237	19.679	1'34.081	<b>213,9</b>	9:33'28.815
17	13.447	32.707	28.301	19.641	1'34.096	<b>213,9</b>	9:35'02.911
18	<b>13.407</b>	<b>32.658</b>	<b>28.113</b>	19.719	<b>1'33.897</b>	213,4	9:36'36.808
19	13.463	32.761	28.154	19.771	1'34.149	213,4	9:38'10.957

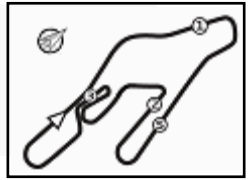
87 O. BEARMAN (1'33.390)

Lap	Seg.1	Seg.2	Seg.3	Seg.4	Lap Time	km/h	Local Time
							9:00'11.031
1	17.943	37.358	31.054	3'02.179	4'28.534P	188,5	9:04'39.565
2	17.033	35.767	29.668	20.836	1'43.304P	192,2	9:06'22.869
3	13.806	38.636	52.429	20.836	2'05.707	201,1	9:08'28.576
4	13.524	33.040	28.097	19.780	1'34.441	211,8	9:10'03.017
5	13.362	51.133	1'14.464	51.398	3'10.357P	157,2	9:13'13.374
6	16.797	33.481	28.188	19.691	1'38.157P	211,8	9:14'51.531
7	13.429	32.736	28.013	19.669	1'33.847	213,4	9:16'25.378
8	13.272	32.654	28.004	19.604	1'33.534	216,9	9:17'58.912
9	13.345	32.565	27.979	19.658	1'33.547	214,3	9:19'32.459
10	13.243	32.683	28.075	5'07.848	6'21.849P	<b>217,3</b>	9:25'54.308
11	16.818	33.916	28.698	19.650	1'39.082P	212,2	9:27'33.390
12	13.484	32.543	27.965	19.554	1'33.546	213,4	9:29'06.936
13	13.443	32.564	<b>27.871</b>	19.611	1'33.489	213,0	9:30'40.425
14	13.411	32.486	27.966	<b>19.527</b>	<b>1'33.390</b>	214,3	9:32'13.815
15	13.339	32.560	27.993	19.702	1'33.594	214,7	9:33'47.409
16	<b>13.237</b>	32.566	28.175	19.571	1'33.549	216,9	9:35'20.958
17	13.492	35.750	41.376	25.684	1'56.302	215,6	9:37'17.260
18	13.415	32.519	27.983	19.565	1'33.482	214,7	9:38'50.742
19	13.324	<b>32.450</b>	28.061	19.665	1'33.500	216,0	9:40'24.242

88 H. AL QUBAIS (1'34.275)

Lap	Seg.1	Seg.2	Seg.3	Seg.4	Lap Time	km/h	Local Time
							9:00'46.996
1	20.385	39.593	33.472	2'40.169	4'13.619P	185,9	9:05'00.615
2	25.104	37.595	31.937	21.150	1'55.786P	175,0	9:06'56.401
3	13.910	34.042	29.018	20.455	1'37.425	210,1	9:08'33.826
4	13.787	33.367	28.457	19.954	1'35.565	208,5	9:10'09.391
5	13.630	47.610	1'15.420	30.829	2'47.489	213,0	9:12'56.880
6	13.507	33.106	28.710	19.772	1'35.095	213,4	9:14'31.975
7	13.455	33.241	28.640	19.938	1'35.274	213,4	9:16'07.249
8	14.065	37.010	35.750	21.605	1'48.430	194,6	9:17'55.679
9	13.572	32.955	28.277	19.603	1'34.407	213,4	9:19'30.086
10	13.520	33.055	28.338	19.668	1'34.581	211,8	9:21'04.667
11	13.575	32.974	28.280	19.648	1'34.477	211,8	9:22'39.144
12	13.613	33.210	28.863	5'10.264	6'25.950P	212,6	9:29'05.094
13	22.195	36.760	30.896	20.422	1'50.273P	187,5	9:30'55.367
14	13.647	33.002	<b>28.133</b>	<b>19.568</b>	1'34.350	211,8	9:32'29.717
15	13.569	33.231	29.057	19.952	1'35.809	213,0	9:34'05.526
16	13.586	33.002	28.459	19.606	1'34.653	213,0	9:35'40.179
17	13.562	<b>32.894</b>	28.194	19.625	<b>1'34.275</b>	213,4	9:37'14.454
18	13.540	32.900	28.449	19.742	1'34.631	213,9	9:38'49.085
19	<b>13.420</b>	33.064	28.387	19.727	1'34.598	<b>214,3</b>	9:40'23.683

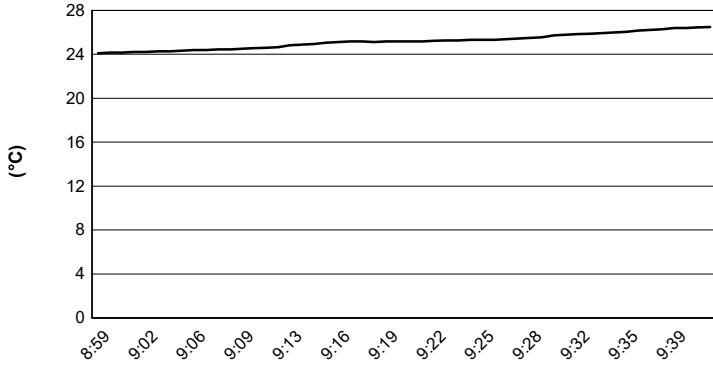




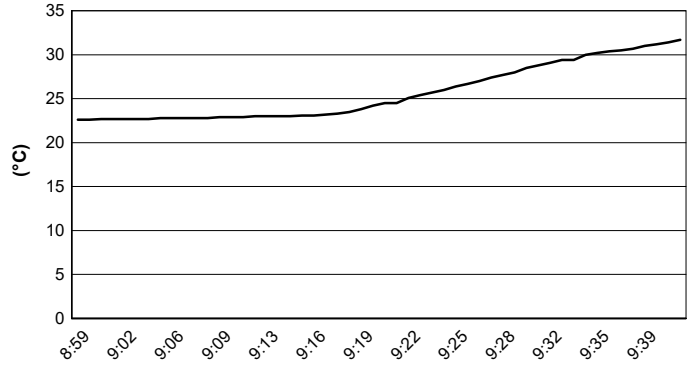
Vallelunga auto 4.085 m

ACI Racing Weekend Vallelunga, 26-27 Giugno 2021  
Italian F4 Championship by Abarth - Weather Report Free Practice 1  
Session started 08:59 - Session ended 9:41

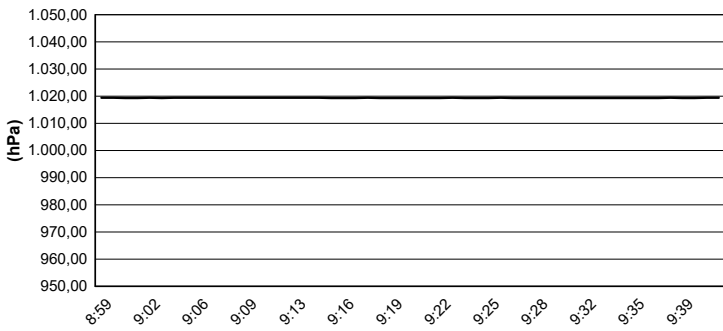
Air Temperature



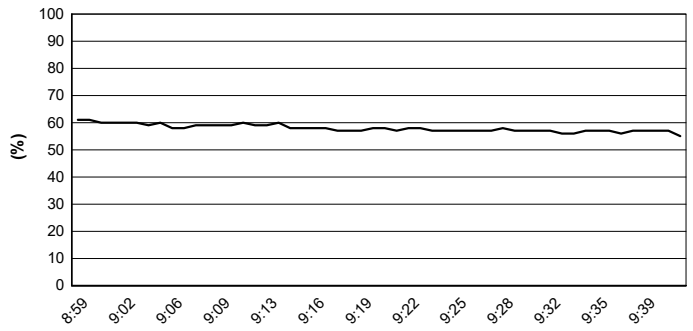
Track Temperature



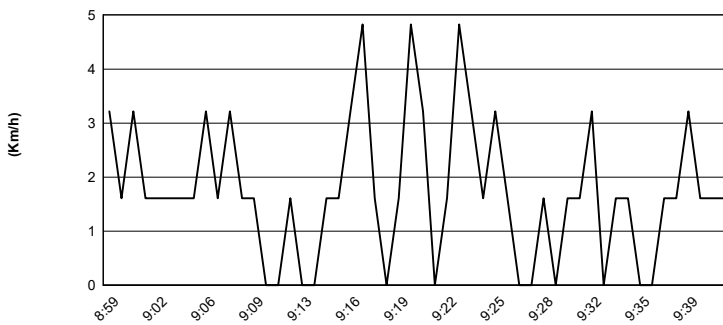
Air Pressure



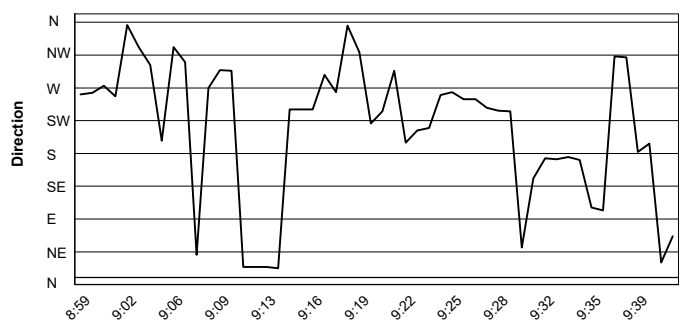
Humidity



Wind Speed



Wind Direction



26/06/2021

