

ACI Racing Weekend Imola, 24-25 Luglio 2021

Italian F4 Championship by Abarth - Result Race 3 Sub Iudice

Imola Circuit 4.909 m

1 / 2

Laps 17 = 83,453 km - Avg 167,615 km/h - Race Time 29'52.385

No.	Driver	Nat	Entrant	Team	Car	Class	Laps	Time	Gap	Rel.	Fastest Lap	
1	15 BEDRIN Nikita	RUS	Van Amersfoort Racing	Van Amersfoort Racing	Tatuus F4 T014 Abarth	R	17	29'52.385		15	1'44.830	
2	72 FORNAROLI Leonardo	ITA	Iron Lynx	Iron Lynx	Tatuus F4 T014 Abarth		17	29'52.858	0.473	0.473	10	1'44.705
3	6 MONTROYA Sebastian	COL	Prema Powerteam	Prema Powerteam	Tatuus F4 T014 Abarth		17	29'54.351	1.966	1.493	10	1'44.640
4	13 DUFEK Joshua	CHE	Van Amersfoort Racing	Van Amersfoort Racing	Tatuus F4 T014 Abarth		17	29'54.787	2.402	0.436	10	1'44.733
5	28 BRASCHI Francesco	ITA	Jenzer Motorsport	Jenzer Motorsport	Tatuus F4 T014 Abarth	R	17	29'59.223	6.838	4.436	11	1'45.203
6	10 DÜRKEN Joshua	PRY	Muecke Motorsport	Muecke Motorsport	Tatuus F4 T014 Abarth		17	30'01.402	9.017	2.179	12	1'45.103
7	12 PATRESE Lorenzo	ITA	AKM Motorsport	AKM Motorsport	Tatuus F4 T014 Abarth	R	17	30'11.562	19.177	10.160	4	1'45.241
8	25 BEN Samir	CHE	Jenzer Motorsport	Jenzer Motorsport	Tatuus F4 T014 Abarth	R	17	30'12.268	19.883	0.706	17	1'45.648
9	23 ZUNIGA Erick	MEX	Muecke Motorsport	Muecke Motorsport	Tatuus F4 T014 Abarth		17	30'13.083	20.698	0.815	14	1'45.344
10	17 BIZZOTTO Leonardo	ITA	BVM Racing	BVM Racing	Tatuus F4 T014 Abarth	R	17	30'16.989	24.604	3.906	9	1'45.639
11	24 WISNICKI Piotr	POL	Jenzer Motorsport	Jenzer Motorsport	Tatuus F4 T014 Abarth		17	30'17.844	25.459	0.855	5	1'45.887
12	88 AL QUBAIS Hamda	UAE	Prema Powerteam	Prema Powerteam	Tatuus F4 T014 Abarth		17	30'18.228	25.843	0.384	5	1'45.681
13	5 CAPIETTO Maceo	FRA	Prema Powerteam	Prema Powerteam	Tatuus F4 T014 Abarth	R	17	30'18.611	26.226	0.383	11	1'45.673
14	7 SMAL Kirill	RUS	Prema Powerteam	Prema Powerteam	Tatuus F4 T014 Abarth		17	30'23.696	31.311	5.085	13	1'45.100
15	68 RAMOS REYNOSO Santiago	MEX	Jenzer Motorsport	Jenzer Motorsport	Tatuus F4 T014 Abarth		17	30'24.272	31.887	0.576	9	1'45.616
16	52 REXHEPI Eron	CHE	BVM Racing	BVM Racing	Tatuus F4 T014 Abarth	R	17	30'28.355	35.970	4.083	5	1'45.866
17	22 CATINO Vittorio	ITA	Cram Motorsport	Cram Motorsport	Tatuus F4 T014 Abarth	R	17	30'28.822	36.437	0.467	15	1'45.930
18	73 ARMANNI Pietro	ITA	Iron Lynx	Iron Lynx	Tatuus F4 T014 Abarth	R	17	30'29.601	37.216	0.779	11	1'45.705
19	79 MARKOGIANNIS Georgios	GRC	Cram Motorsport	Cram Motorsport	Tatuus F4 T014 Abarth	R	17	30'30.936	38.551	1.335	11	1'46.096
20	11 REVESZ Levente	HUN	AKM Motorsport	AKM Motorsport	Tatuus F4 T014 Abarth	R	17	30'32.104	39.719	1.168	15	1'46.139
21	18 CENYU Han	CHN	Van Amersfoort Racing	Van Amersfoort Racing	Tatuus F4 T014 Abarth		17	30'32.552	40.167	0.448	9	1'45.487
22P	27 GARCIARCE DAVILA Jorge	MEX	Jenzer Motorsport	Jenzer Motorsport	Tatuus F4 T014 Abarth		17	30'33.467	41.082	0.915	6	1'45.891
23	41 RIED Jonas	DEU	Muecke Motorsport	Muecke Motorsport	Tatuus F4 T014 Abarth	R	17	30'33.750	41.365	0.283	15	1'46.076
24	35 BAPTISTE Nicolas	COL	Cram Motorsport	Cram Motorsport	Tatuus F4 T014 Abarth	R	17	30'34.449	42.064	0.699	15	1'45.900
25P	83 WEUG Maya	NLD	Iron Lynx	Iron Lynx	Tatuus F4 T014 Abarth	R	17	30'48.317	55.932	13.868	15	1'45.377
26P	86 VALINT Bence	HUN	Van Amersfoort Racing	Van Amersfoort Racing	Tatuus F4 T014 Abarth		16	31'15.219	1 Lap	1 Lap	11	1'45.151
27	77 PERINO Pedro	POR	DR Formula	DR Formula	Tatuus F4 T014 Abarth	R	11	20'01.507	6 Laps	5 Laps	5	1'46.629
----- Not Classified -----												
RET	37 SZUKA Kacper	POL	AS Motorsport	AS Motorsport	Tatuus F4 T014 Abarth	R	7	12'39.168	10 Laps		4	1'45.976
RET	20 LAURSEN Conrad	DNK	Prema Powerteam	Prema Powerteam	Tatuus F4 T014 Abarth	R	5	8'58.606	12 Laps		5	1'45.541
----- Excluded -----												
EX	87 BEARMAN Oliver	GBR	Van Amersfoort Racing	Van Amersfoort Racing	Tatuus F4 T014 Abarth		17	29'52.074			12	1'44.802

Starting: 30 Classified: 27 Not Classified: 0 Retired: 2 Not Started: 0 Excluded: 1

Fastest Lap N. 10 No. 6 Sebastian Montoya Time 1'44.640 Avg. 168,888 Km/h

The driver n.83 (Weug M.) penalized 10 sec for Steward decision.
 The driver n.86 (Valint B.) penalized 10 sec for Steward decision.
 The driver n.27 (Garciarce D.) penalized 10 sec for Steward decision.
 The driver n.87 (Bearman O.) excluded for n. 20 Steward Decision.

Humidity:	35%	AIR	33°C
Condition:	DRY	Track	45°C

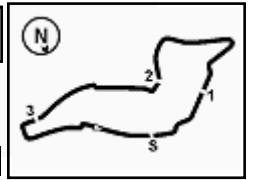
Clerk of the Course : Massimiliano Ghinassi

Race Director : Alessandro Ferrari

 Start 17:33 End 18:08
 25/07/2021


Powered by FICr PERUGIA TIMING





ACI Racing Weekend Imola, 24-25 Luglio 2021

Italian F4 Championship by Abarth - Result Race 3 Sub Iudice

Laps 17 = 83,453 km - Avg 167,615 km/h - Race Time 29'52.074

Penalty and Infringement

18.00 car 83 time penalty + 10 sec at the end of race

Clerk of the Course : Massimiliano Ghinassi

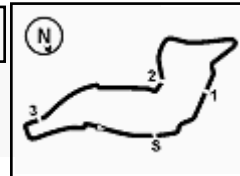
Race Director : Alessandro Ferrari

	Start	End
25/07/2021	17:33	18:08



Powered by FICr PERUGIA TIMING





ACI Racing Weekend Imola, 24-25 Luglio 2021

Italian F4 Championship by Abarth - Result by Class Race 3

Rookie

Laps 17 = 83,453 km - Avg 167,615 km/h - Race Time 29'52.385

No.	Driver	Nat	Entrant	Team	Car	Laps	Time	Gap	Rel.	Fastest Lap
1	15 BEDRIN Nikita	RUS	Van Amersfoort Racing	Van Amersfoort Racing	Tatuus F4 T014 Abarth	17	29'52.385			15 1'44.830
2	28 BRASCHI Francesco	ITA	Jenzer Motorsport	Jenzer Motorsport	Tatuus F4 T014 Abarth	17	29'59.223	6.838	6.838	11 1'45.203
3	12 PATRESE Lorenzo	ITA	AKM Motorsport	AKM Motorsport	Tatuus F4 T014 Abarth	17	30'11.562	19.177	12.339	4 1'45.241
4	25 BEN Samir	CHE	Jenzer Motorsport	Jenzer Motorsport	Tatuus F4 T014 Abarth	17	30'12.268	19.883	0.706	17 1'45.648
5	17 BIZZOTTO Leonardo	ITA	BVM Racing	BVM Racing	Tatuus F4 T014 Abarth	17	30'16.989	24.604	4.721	9 1'45.639
6	5 CAPIETTO Maceo	FRA	Prema Powerteam	Prema Powerteam	Tatuus F4 T014 Abarth	17	30'18.611	26.226	1.622	11 1'45.673
7	52 REXHEPI Eron	CHE	BVM Racing	BVM Racing	Tatuus F4 T014 Abarth	17	30'28.355	35.970	9.744	5 1'45.866
8	22 CATINO Vittorio	ITA	Cram Motorsport	Cram Motorsport	Tatuus F4 T014 Abarth	17	30'28.822	36.437	0.467	15 1'45.930
9	73 ARMANNI Pietro	ITA	Iron Lynx	Iron Lynx	Tatuus F4 T014 Abarth	17	30'29.601	37.216	0.779	11 1'45.705
10	79 MARKOGIANNIS Georgios	GRC	Cram Motorsport	Cram Motorsport	Tatuus F4 T014 Abarth	17	30'30.936	38.551	1.335	11 1'46.096
11	11 REVESZ Levente	HUN	AKM Motorsport	AKM Motorsport	Tatuus F4 T014 Abarth	17	30'32.104	39.719	1.168	15 1'46.139
12	41 RIED Jonas	DEU	Muecke Motorsport	Muecke Motorsport	Tatuus F4 T014 Abarth	17	30'33.750	41.365	1.646	15 1'46.076
13	35 BAPTISTE Nicolas	COL	Cram Motorsport	Cram Motorsport	Tatuus F4 T014 Abarth	17	30'34.449	42.064	0.699	15 1'45.900
14P	83 WEUG Maya	NLD	Iron Lynx	Iron Lynx	Tatuus F4 T014 Abarth	17	30'48.317	55.932	13.868	15 1'45.377
15	77 PERINO Pedro	POR	DR Formula	DR Formula	Tatuus F4 T014 Abarth	11	20'01.507	6 Laps	6 Laps	5 1'46.629
----- Not Classified -----										
RET	37 SZTUKA Kacper	POL	AS Motorsport	AS Motorsport	Tatuus F4 T014 Abarth	7	12'39.168	10 Laps		4 1'45.976
RET	20 LAURSEN Conrad	DNK	Prema Powerteam	Prema Powerteam	Tatuus F4 T014 Abarth	5	8'58.606	12 Laps		5 1'45.541

Starting: 17 Classified: 15 Not Classified: 0 Retired: 2 Not Started: 0
 Fastest Lap N. 15 No. 15 Nikita Bedrin Time 1'44.830 Avg. 168,582 Km/h

Humidity:	35%	AIR	33°C
Condition:	DRY	Track	45°C

Clerk of the Course : Massimiliano Ghinassi

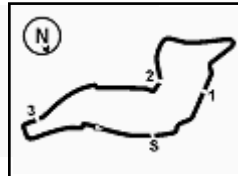
Race Director : Alessandro Ferrari

25/07/2021	Start 17:33	End 18:08
------------	----------------	--------------



Powered by FICr PERUGIA TIMING





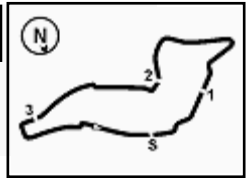
Imola Circuit 4.909 m

ACI Racing Weekend Imola, 24-25 Luglio 2021
Italian F4 Championship by Abarth - Lap Chart Race 3

		Lap																
		1	2	3	4	5	6	7	8	9	10	11	12	13	14	15	16	17
1	87	87	87	87	87	87	87	87	87	87	87	87	87	87	87	87	87	87
2	15	15	15	15	15	15	15	15	15	15	15	15	15	15	15	15	15	15
3	6	6	6	6	6	72	72	72	72	72	72	72	72	72	72	72	72	72
4	72	72	72	72	72	6	6	6	6	6	6	6	6	6	6	6	6	6
5	13	13	13	13	13	13	13	13	13	13	13	13	13	13	13	13	13	13
6	7	7	28	28	28	28	28	28	28	28	28	28	28	28	28	28	28	28
7	28	28	10	10	10	10	10	10	10	10	10	10	10	10	10	10	10	10
8	10	10	20	83	83	25	25	25	25	25	25	25	25	25	25	25	12	12
9	23	23	83	86	86	24	24	23	23	23	23	23	12	12	12	12	25	25
10	20	20	86	20	20	23	23	24	12	12	12	23	23	23	23	23	23	23
11	83	83	25	25	25	17	17	12	24	24	24	24	24	24	24	24	17	17
12	86	86	23	24	24	88	12	17	17	17	17	17	17	17	17	17	24	24
13	25	25	24	23	23	12	88	88	88	88	88	88	88	88	88	88	88	88
14	73	24	73	73	73	73	73	73	73	73	73	73	73	73	73	73	73	5
15	24	73	17	17	17	5	5	5	5	5	5	5	5	5	5	5	5	27
16	17	17	88	88	88	37	37	27	27	27	27	27	27	27	27	27	27	7
17	5	5	5	12	12	27	27	18	18	18	18	68	68	68	68	7	68	68
18	88	88	12	5	5	18	18	68	68	68	68	7	7	7	7	68	52	52
19	37	37	37	37	37	68	68	22	52	7	7	52	52	52	52	52	52	22
20	22	22	27	27	27	52	52	52	7	52	52	22	22	22	22	22	22	73
21	12	12	18	18	18	22	22	7	22	22	22	79	79	79	79	79	79	79
22	27	27	35	68	68	79	79	79	79	79	79	11	11	11	11	11	11	11
23	35	35	79	52	52	7	7	11	11	11	11	41	41	41	41	41	18	18
24	18	18	68	22	22	41	11	41	41	41	41	18	18	18	18	41	41	41
25	68	68	52	79	79	11	41	35	35	35	35	35	35	35	35	35	35	35
26	79	79	22	11	11	77	35	77	77	77	77	83	83	83	83	83	83	83
27	52	52	77	41	41	35	77	83	83	83	83	86	86	86	86	86	86	86
28	77	77	11	35	7	83	83	86	86	86	86							
29	11	11	41	7	77	86	86											
30	41	41	7	77	35													

Final Result		
1	87 BEARMAN O.	Laps 17
2	15 BEDRIN N.	0.311
3	72 FORNAROLI L.	0.784
4	6 MONTOYA S.	2.277
5	13 DUFEK J.	2.713
6	28 BRASCHI F.	7.149
7	10 DÜRKSEN J.	9.328
8	12 PATRESE L.	19.488
9	25 BEN S.	20.194
10	23 ZUNIGA E.	21.009
11	17 BIZZOTTO L.	24.915
12	24 WISNICKI P.	25.770
13	88 AL QUBAISI H.	26.154
14	5 CAPIETTO M.	26.537
15	27 GARCJARCE DAVILA	31.393
16	7 SMAL K.	31.622
17	68 RAMOS REYNOSO S	32.198
18	52 REXHEPI E.	36.281
19	22 CATINO V.	36.748
20	73 ARMANNI P.	37.527
21	79 MARKOGIANNIS G.	38.862
22	11 REVESZ L.	40.030
23	18 CENYU H.	40.478
24	41 RIED J.	41.676
25	35 BAPTISTE N.	42.375
26	83 WEUG M. (P)	56.243
27	86 VALINT B.	1 Lap
28	77 PERINO P.	6 Laps
RET	37 SZTUKA K.	10 Laps
RET	20 LAURSEN C.	12 Laps





ACI Racing Weekend Imola, 24-25 Luglio 2021
Italian F4 Championship by Abarth - Best Sectors & Speed Race 3

RESULTS

1	87 BEARMAN Oliver	Tatuus F4 T014 Abarth	Laps 17
2	15 BEDRIN Nikita	Tatuus F4 T014 Abarth	0.311
3	72 FORNAROLI Leonardo	Tatuus F4 T014 Abarth	0.784
4	6 MONTOYA Sebastian	Tatuus F4 T014 Abarth	2.277
5	13 DUFEK Joshua	Tatuus F4 T014 Abarth	2.713
6	28 BRASCHI Francesco	Tatuus F4 T014 Abarth	7.149
7	10 DÜRKSEN Joshua	Tatuus F4 T014 Abarth	9.328
8	12 PATRESE Lorenzo	Tatuus F4 T014 Abarth	19.488
9	25 BEN Samir	Tatuus F4 T014 Abarth	20.194
10	23 ZUNIGA Erick	Tatuus F4 T014 Abarth	21.009
11	17 BIZZOTTO Leonardo	Tatuus F4 T014 Abarth	24.915
12	24 WISNICKI Piotr	Tatuus F4 T014 Abarth	25.770
13	88 AL QUBAIS I Hamda	Tatuus F4 T014 Abarth	36.281
14	5 CAPIETTO Maceo	Tatuus F4 T014 Abarth	26.537
15	27 GARCJARCE DAVILA Jorge	Tatuus F4 T014 Abarth	31.393
16	7 SMAL Kirill	Tatuus F4 T014 Abarth	31.622
17	68 RAMOS REYNOSO Santiago	Tatuus F4 T014 Abarth	32.198
18	52 REXHEPI Eron	Tatuus F4 T014 Abarth	26.281
19	22 CATINO Vittorio	Tatuus F4 T014 Abarth	36.748
20	73 ARMANNI Pietro	Tatuus F4 T014 Abarth	37.527
21	79 MARKOGIANNIS Georgios	Tatuus F4 T014 Abarth	38.862
22	11 REVESZ Levente	Tatuus F4 T014 Abarth	40.030
23	18 CENYU Han	Tatuus F4 T014 Abarth	40.478
24	41 RIED Jonas	Tatuus F4 T014 Abarth	41.676
25	35 BAPTISTE Nicolas	Tatuus F4 T014 Abarth	42.375
26	83 WEUG Maya	Tatuus F4 T014 Abarth	56.243
27	86 VALINT Bence	Tatuus F4 T014 Abarth	1 Lap
28	77 PERINO Pedro	Tatuus F4 T014 Abarth	6 Laps
RET	37 SZTUKA Kacper	Tatuus F4 T014 Abarth	10 Laps
RET	20 LAURSEN Conrad	Tatuus F4 T014 Abarth	12 Laps

SPEED

1	68 RAMOS REYNOSO Santiago	Tatuus F4 T014 Abarth	247,1
2	11 REVESZ Levente	Tatuus F4 T014 Abarth	245,5
3	52 REXHEPI Eron	Tatuus F4 T014 Abarth	245,5
4	23 ZUNIGA Erick	Tatuus F4 T014 Abarth	245,5
5	37 SZTUKA Kacper	Tatuus F4 T014 Abarth	244,3
6	79 MARKOGIANNIS Georgios	Tatuus F4 T014 Abarth	244,3
7	18 CENYU Han	Tatuus F4 T014 Abarth	244,3
8	86 VALINT Bence	Tatuus F4 T014 Abarth	243,8
9	24 WISNICKI Piotr	Tatuus F4 T014 Abarth	243,8
10	13 DUFEK Joshua	Tatuus F4 T014 Abarth	243,8
11	25 BEN Samir	Tatuus F4 T014 Abarth	243,2
12	12 PATRESE Lorenzo	Tatuus F4 T014 Abarth	243,2
13	17 BIZZOTTO Leonardo	Tatuus F4 T014 Abarth	243,2
14	22 CATINO Vittorio	Tatuus F4 T014 Abarth	242,2
15	6 MONTOYA Sebastian	Tatuus F4 T014 Abarth	242,2
16	7 SMAL Kirill	Tatuus F4 T014 Abarth	242,2
17	72 FORNAROLI Leonardo	Tatuus F4 T014 Abarth	241,6
18	27 GARCJARCE DAVILA Jorge	Tatuus F4 T014 Abarth	241,6
19	88 AL QUBAIS I Hamda	Tatuus F4 T014 Abarth	241,6
20	41 RIED Jonas	Tatuus F4 T014 Abarth	240,5
21	5 CAPIETTO Maceo	Tatuus F4 T014 Abarth	239,5
22	73 ARMANNI Pietro	Tatuus F4 T014 Abarth	239,5
23	35 BAPTISTE Nicolas	Tatuus F4 T014 Abarth	238,9
24	83 WEUG Maya	Tatuus F4 T014 Abarth	238,9
25	77 PERINO Pedro	Tatuus F4 T014 Abarth	238,4
26	28 BRASCHI Francesco	Tatuus F4 T014 Abarth	238,4
27	10 DÜRKSEN Joshua	Tatuus F4 T014 Abarth	237,9
28	20 LAURSEN Conrad	Tatuus F4 T014 Abarth	237,9
29	15 BEDRIN Nikita	Tatuus F4 T014 Abarth	237,4
30	87 BEARMAN Oliver	Tatuus F4 T014 Abarth	234,8

SEG. 1

1	13 DUFEK Joshua	22.733
2	6 MONTOYA Sebastian	22.791
3	72 FORNAROLI Leonardo	22.792
4	15 BEDRIN Nikita	22.847
5	17 BIZZOTTO Leonardo	22.860
6	7 SMAL Kirill	22.861
7	12 PATRESE Lorenzo	22.877
8	10 DÜRKSEN Joshua	22.878
9	18 CENYU Han	22.879
10	25 BEN Samir	22.932
11	22 CATINO Vittorio	22.937
12	68 RAMOS REYNOSO San	22.938
13	28 BRASCHI Francesco	22.945
14	87 BEARMAN Oliver	22.956
15	24 WISNICKI Piotr	22.965
16	27 GARCJARCE DAVILA J	22.970
17	86 VALINT Bence	22.978
18	23 ZUNIGA Erick	22.979
19	73 ARMANNI Pietro	22.979
20	5 CAPIETTO Maceo	22.979
21	41 RIED Jonas	22.982
22	88 AL QUBAIS I Hamda	22.992
23	20 LAURSEN Conrad	22.993
24	83 WEUG Mava	23.008
25	79 MARKOGIANNIS Georqi	23.015
26	77 PERINO Pedro	23.024
27	52 REXHEPI Eron	23.061
28	11 REVESZ Levente	23.126
29	37 SZTUKA Kacper	23.137
30	35 BAPTISTE Nicolas	23.177

SEG. 2

1	72 FORNAROLI Leonardo	33.544
2	15 BEDRIN Nikita	33.549
3	86 VALINT Bence	33.595
4	87 BEARMAN Oliver	33.599
5	7 SMAL Kirill	33.618
6	13 DUFEK Joshua	33.623
7	6 MONTOYA Sebastian	33.627
8	28 BRASCHI Francesco	33.691
9	88 AL QUBAIS I Hamda	33.739
10	68 RAMOS REYNOSO San	33.740
11	10 DÜRKSEN Joshua	33.763
12	12 PATRESE Lorenzo	33.772
13	83 WEUG Maya	33.787
14	20 LAURSEN Conrad	33.816
15	25 BEN Samir	33.819
16	23 ZUNIGA Erick	33.827
17	73 ARMANNI Pietro	33.865
18	52 REXHEPI Eron	33.866
19	18 CENYU Han	33.891
20	24 WISNICKI Piotr	33.891
21	37 SZTUKA Kacper	33.895
22	5 CAPIETTO Maceo	33.899
23	22 CATINO Vittorio	33.911
24	27 GARCJARCE DAVILA J	33.918
25	11 REVESZ Levente	33.923
26	35 BAPTISTE Nicolas	33.961
27	79 MARKOGIANNIS Georqi	33.980
28	17 BIZZOTTO Leonardo	33.997
29	41 RIED Jonas	34.062
30	77 PERINO Pedro	34.072

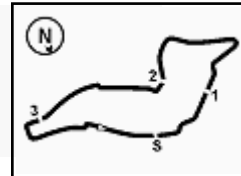
SEG. 3

1	6 MONTOYA Sebastian	29.668
2	13 DUFEK Joshua	29.694
3	72 FORNAROLI Leonardo	29.720
4	83 WEUG Maya	29.756
5	87 BEARMAN Oliver	29.768
6	10 DÜRKSEN Joshua	29.787
7	23 ZUNIGA Erick	29.806
8	28 BRASCHI Francesco	29.815
9	12 PATRESE Lorenzo	29.880
10	15 BEDRIN Nikita	29.899
11	17 BIZZOTTO Leonardo	29.907
12	86 VALINT Bence	29.908
13	7 SMAL Kirill	29.916
14	5 CAPIETTO Maceo	29.947
15	18 CENYU Han	29.955
16	68 RAMOS REYNOSO San	29.972
17	24 WISNICKI Piotr	29.995
18	41 RIED Jonas	29.998
19	25 BEN Samir	30.011
20	88 AL QUBAIS I Hamda	30.044
21	35 BAPTISTE Nicolas	30.074
22	22 CATINO Vittorio	30.091
23	20 LAURSEN Conrad	30.093
24	73 ARMANNI Pietro	30.098
25	27 GARCJARCE DAVILA J	30.106
26	52 REXHEPI Eron	30.198
27	79 MARKOGIANNIS Georqi	30.220
28	11 REVESZ Levente	30.237
29	37 SZTUKA Kacper	30.406
30	77 PERINO Pedro	30.557

SEG. 4

1	12 PATRESE Lorenzo	18.307
2	15 BEDRIN Nikita	18.363
3	13 DUFEK Joshua	18.365
4	87 BEARMAN Oliver	18.367
5	72 FORNAROLI Leonardo	18.400
6	88 AL QUBAIS I Hamda	18.428
7	6 MONTOYA Sebastian	18.429
8	7 SMAL Kirill	18.436
9	86 VALINT Bence	18.454
10	37 SZTUKA Kacper	18.460
11	28 BRASCHI Francesco	18.469
12	10 DÜRKSEN Joshua	18.472
13	83 WEUG Maya	18.479
14	18 CENYU Han	18.485
15	68 RAMOS REYNOSO San	18.493
16	25 BEN Samir	18.494
17	20 LAURSEN Conrad	18.497
18	22 CATINO Vittorio	18.512
19	52 REXHEPI Eron	18.512
20	5 CAPIETTO Maceo	18.515
21	73 ARMANNI Pietro	18.526
22	23 ZUNIGA Erick	18.529
23	27 GARCJARCE DAVILA J	18.535
24	41 RIED Jonas	18.538
25	35 BAPTISTE Nicolas	18.550
26	17 BIZZOTTO Leonardo	18.567
27	24 WISNICKI Piotr	18.583
28	79 MARKOGIANNIS Georqi	18.638
29	11 REVESZ Levente	18.652
30	77 PERINO Pedro	18.686





ACI Racing Weekend Imola, 24-25 Luglio 2021

Italian F4 Championship by Abarth - Chronological Analysis Race 3

Imola Circuit 4.909 m

Start at 17:33'50.018

2 / 5

5	22.952	33.877	30.096	18.410	1'45.335	236,3	17:42'42.384	8	23.375	34.984	30.122	18.662	1'47.143	244,3	17:48'16.975
6	23.021	33.844	29.939	18.401	1'45.205	236,3	17:44'27.589	9	23.007	33.891	30.009	18.580	1'45.487	237,9	17:50'02.462
7	22.932	34.111	30.244	18.411	1'45.698	237,4	17:46'13.287	10	23.245	34.273	30.260	18.852	1'46.630	242,2	17:51'49.092
8	22.881	33.914	30.016	18.481	1'45.292	243,2	17:47'58.579	11	23.185	34.992	30.382	18.605	1'47.164	241,6	17:53'36.256
9	22.775	33.696	29.942	18.386	1'44.799	240,0	17:49'43.378	12	22.979	34.856	31.583	24.798	1'54.216	237,4	17:55'30.472
10	22.823	33.631	29.799	18.480	1'44.733	238,9	17:51'28.111	13	23.998	34.150	29.955	18.516	1'46.619	236,3	17:57'17.091
11	22.769	33.623	29.873	18.557	1'44.822	238,9	17:53'12.933	14	23.389	34.238	30.297	18.485	1'46.409	237,4	17:59'03.500
12	22.733	33.858	29.904	18.365	1'44.860	242,2	17:54'57.793	15	22.879	34.540	30.010	18.703	1'46.132	243,2	18:00'49.632
13	23.132	33.763	29.880	18.527	1'45.302	240,5	17:56'43.095	16	23.218	34.413	30.519	18.942	1'47.092	240,5	18:02'36.724
14	22.943	33.775	29.864	18.487	1'45.069	238,4	17:58'28.164	17	23.052	34.156	30.084	18.554	1'45.846	235,8	18:04'22.570
15	23.025	33.855	29.694	19.315	1'45.889	243,8	18:00'14.053								
16	22.934	33.838	29.741	18.479	1'44.992	237,9	18:01'59.045								
17	23.795	33.735	29.757	18.473	1'45.760	238,4	18:03'44.805								

20 C. LAURSEN (1'45.541)

Lap	Seg.1	Seg.2	Seg.3	Seg.4	Lap Time	km/h	Local Time
1		35.430	30.748	18.693	1'52.302	175,6	17:35'42.320
2	23.154	34.901	30.706	18.667	1'47.428	237,9	17:37'29.748
3	23.126	33.935	30.359	18.545	1'45.965	237,4	17:39'15.713
4	23.059	33.816	31.902	18.593	1'47.370	236,8	17:41'03.083
5	22.993	33.958	30.093	18.497	1'45.541	236,8	17:42'48.624

15 N. BEDRIN (1'44.830)

Lap	Seg.1	Seg.2	Seg.3	Seg.4	Lap Time	km/h	Local Time
1		34.036	30.351	18.632	1'48.630	166,2	17:35'38.648
2	23.103	33.956	30.204	18.727	1'45.990	237,4	17:37'24.638
3	23.027	33.724	30.316	18.477	1'45.544	236,8	17:39'10.182
4	22.918	33.749	30.151	18.476	1'45.294	235,8	17:40'55.476
5	22.942	33.696	29.996	18.363	1'44.997	235,3	17:42'40.473
6	22.847	33.549	30.235	18.398	1'45.029	235,8	17:44'25.502
7	22.848	33.648	30.472	18.480	1'45.448	236,8	17:46'10.950
8	22.900	33.679	30.313	18.441	1'45.333	236,8	17:47'56.283
9	22.903	33.750	30.044	18.528	1'45.225	237,4	17:49'41.508
10	22.883	33.633	30.033	18.450	1'44.999	236,8	17:51'26.507
11	22.885	33.654	30.110	18.407	1'45.056	236,3	17:53'11.563
12	22.899	33.589	29.916	18.433	1'44.837	236,3	17:54'56.400
13	23.058	33.843	30.027	18.408	1'45.336	235,8	17:56'41.736
14	23.006	33.869	30.125	18.552	1'45.552	235,8	17:58'27.288
15	22.878	33.619	29.928	18.405	1'44.830	235,8	18:00'12.118
16	22.953	33.642	29.899	18.496	1'44.990	235,3	18:01'57.108
17	23.076	33.680	30.044	18.495	1'45.295	235,3	18:03'42.403

22 V. CATINO (1'45.930)

Lap	Seg.1	Seg.2	Seg.3	Seg.4	Lap Time	km/h	Local Time
1		35.614	32.525	18.987	1'56.835	181,5	17:35'46.853
2	23.444	34.513	30.763	18.659	1'47.379	236,3	17:37'34.232
3	28.729	34.735	30.715	18.704	1'52.883	236,3	17:39'27.115
4	23.135	35.247	30.437	18.512	1'47.331	240,0	17:41'14.446
5	23.557	34.212	30.091	18.662	1'46.522	236,3	17:43'00.968
6	23.107	33.921	30.245	18.658	1'46.931	234,8	17:44'46.899
7	22.937	34.039	30.281	18.760	1'46.017	236,8	17:46'32.916
8	22.947	34.101	30.293	18.911	1'46.252	236,8	17:48'19.168
9	23.682	34.717	31.485	19.016	1'48.900	235,8	17:50'08.068
10	23.054	34.292	30.209	18.990	1'46.545	242,2	17:51'54.613
11	23.127	34.214	30.296	18.789	1'46.426	238,4	17:53'41.039
12	23.110	34.088	30.286	18.856	1'46.340	239,5	17:55'27.379
13	23.158	34.128	30.152	18.715	1'46.153	235,3	17:57'13.532
14	23.200	33.911	30.219	18.674	1'46.004	234,8	17:58'59.536
15	23.106	33.934	30.132	18.758	1'45.930	235,3	18:00'45.466
16	23.224	34.127	30.301	18.804	1'46.456	234,3	18:02'31.922
17	23.155	34.087	30.591	19.085	1'46.918	234,3	18:04'18.840

17 L. BIZZOTTO (1'45.639)

Lap	Seg.1	Seg.2	Seg.3	Seg.4	Lap Time	km/h	Local Time
1		35.910	31.943	18.865	1'55.281	185,9	17:35'45.299
2	23.271	35.014	30.356	18.727	1'47.368	237,9	17:37'32.667
3	23.257	34.226	30.373	19.008	1'46.864	238,9	17:39'19.531
4	23.029	34.232	30.495	18.657	1'46.413	238,9	17:41'05.944
5	23.044	33.997	30.214	18.641	1'45.896	238,4	17:42'51.840
6	22.921	34.015	30.352	19.081	1'46.369	238,9	17:44'38.209
7	23.099	34.039	30.256	18.717	1'46.111	236,8	17:46'24.320
8	23.756	34.366	30.422	18.647	1'47.191	237,4	17:48'11.511
9	22.978	33.998	30.051	18.612	1'45.639	237,9	17:49'57.150
10	22.997	34.385	30.374	18.630	1'46.386	237,4	17:51'43.536
11	22.860	34.140	30.045	18.732	1'45.777	237,4	17:53'29.313
12	23.241	34.414	30.289	18.651	1'46.595	243,2	17:55'15.908
13	23.376	34.044	30.084	18.567	1'46.071	228,8	17:57'01.979
14	23.389	34.009	29.976	18.712	1'46.086	227,8	17:58'48.065
15	23.057	34.271	29.907	18.697	1'45.932	237,4	18:00'33.997
16	23.770	34.267	29.997	18.791	1'46.825	232,3	18:02'20.822
17	23.196	34.049	30.200	18.740	1'46.185	231,3	18:04'07.007

23 E. ZUNIGA (1'45.344)

Lap	Seg.1	Seg.2	Seg.3	Seg.4	Lap Time	km/h	Local Time
1		35.339	30.693	18.758	1'51.979	174,8	17:35'41.997
2	23.342	34.601	30.148	18.849	1'46.940	238,9	17:37'28.937
3	25.360	34.253	30.463	18.663	1'48.739	243,2	17:39'17.676
4	22.979	34.120	30.326	19.733	1'47.158	241,6	17:41'04.834
5	23.111	33.827	29.806	18.713	1'45.457	235,3	17:42'50.291
6	23.023	34.320	30.548	18.859	1'46.750	245,5	17:44'37.041
7	23.151	34.547	30.445	18.777	1'46.920	241,6	17:46'23.961
8	23.352	33.967	30.032	18.621	1'45.972	234,3	17:48'09.933
9	23.011	34.117	30.078	18.534	1'45.740	242,2	17:49'55.673
10	23.043	34.037	29.891	18.726	1'45.697	238,9	17:51'41.370
11	23.157	33.939	30.144	18.781	1'46.021	235,8	17:53'27.391
12	23.737	34.402	29.982	18.624	1'46.745	236,3	17:55'14.136
13	23.259	34.047	29.931	18.529	1'45.766	237,9	17:56'59.902
14	23.049	33.828	29.871	18.596	1'45.344	234,3	17:58'45.246
15	22.982	34.079	29.920	18.586	1'45.567	236,8	18:00'30.813
16	23.274	34.366	30.016	18.742	1'46.398	238,4	18:02'17.211
17	23.161	34.065	29.984	18.680	1'45.890	235,3	18:04'03.101

24 P. WISNICKI (1'45.887)

Lap	Seg.1	Seg.2	Seg.3	Seg.4	Lap Time	km/h	Local Time
1		35.870	31.937	18.688	1'54.864	171,4	17:35'44.882
2	23.375	34.309	30.403	18.612	1'46.699	242,7	17:37'31.581

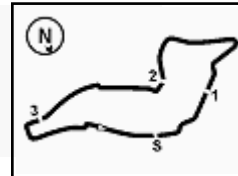
25/07/2021

P = Pits In/Out - C = Lap Time Cancelled



Powered by FICr PERUGIA TIMING





ACI Racing Weekend Imola, 24-25 Luglio 2021

Italian F4 Championship by Abarth - Chronological Analysis Race 3

Imola Circuit 4.909 m

Start at 17:33'50.018

3 / 5

3	23.295	34.261	30.307	18.623	1'46.486	238,4	17:39'18.067	6	22.945	33.734	30.017	18.543	1'45.239	237,4	17:44'29.501
4	22.998	34.238	30.169	18.646	1'46.051	242,2	17:41'04.118	7	23.031	33.882	30.170	18.522	1'45.605	235,3	17:46'15.106
5	22.965	34.066	30.203	18.653	1'45.887	238,4	17:42'50.005	8	22.951	33.719	30.243	18.520	1'45.433	235,3	17:48'00.539
6	22.997	34.191	30.676	18.865	1'46.729	243,8	17:44'36.734	9	23.048	33.925	30.120	18.592	1'45.685	238,4	17:49'46.224
7	23.334	34.300	30.532	18.983	1'47.149	240,5	17:46'23.883	10	23.039	33.770	30.137	18.528	1'45.474	236,8	17:51'31.698
8	23.717	34.132	30.183	18.723	1'46.755	222,7	17:48'10.638	11	23.078	33.761	29.862	18.502	1'45.203	236,8	17:53'16.901
9	23.389	34.078	29.995	18.622	1'46.084	238,4	17:49'56.722	12	23.035	33.691	29.962	18.543	1'45.231	236,3	17:55'02.132
10	23.296	34.140	30.185	18.583	1'46.204	238,4	17:51'42.926	13	23.179	33.761	29.896	18.512	1'45.348	233,3	17:56'47.480
11	23.114	34.076	30.231	18.756	1'46.177	235,8	17:53'29.103	14	23.142	33.865	29.843	18.469	1'45.319	235,3	17:58'32.799
12	23.383	34.170	30.385	18.634	1'46.572	230,8	17:55'15.675	15	23.060	33.724	29.949	18.602	1'45.335	236,3	18:00'18.134
13	23.349	33.891	30.143	18.742	1'46.125	232,8	17:57'01.800	16	23.169	33.790	29.815	18.614	1'45.388	234,8	18:02'03.522
14	23.301	33.902	30.079	18.607	1'45.889	233,3	17:58'47.689	17	23.226	33.868	30.019	18.606	1'45.719	234,8	18:03'49.241
15	23.248	34.041	30.089	18.883	1'46.261	235,3	18:00'33.950								
16	23.919	34.710	30.195	18.761	1'47.585	228,8	18:02'21.535								
17	23.274	34.242	30.142	18.669	1'46.327	236,3	18:04'07.862								

35 N. BAPTISTE (1'45.900)

Lap	Seg.1	Seg.2	Seg.3	Seg.4	Lap Time	km/h	Local Time
1		35.862	33.030	19.284	1'58.351	190,5	17:35'48.369
2	23.600	34.478	30.462	18.782	1'47.322	238,9	17:37'35.691
3	25.421	34.624	31.066	18.680	1'49.791	235,8	17:39'25.482
4	28.280	34.758	30.385	18.561	1'51.984	234,3	17:41'17.466
5	23.269	34.165	30.937	21.252	1'49.623	233,3	17:43'07.089
6	23.858	34.296	30.465	18.747	1'47.366	227,8	17:44'54.455
7	23.437	34.187	30.403	18.680	1'46.707	233,8	17:46'41.162
8	23.197	34.077	30.318	18.695	1'46.287	232,3	17:48'27.449
9	23.177	34.012	30.479	18.697	1'46.365	233,8	17:50'13.814
10	23.215	34.079	30.413	18.627	1'46.334	232,8	17:52'00.148
11	23.251	34.010	30.232	18.682	1'46.175	235,3	17:53'46.323
12	23.305	33.993	30.093	18.685	1'46.076	232,3	17:55'32.399
13	23.418	34.105	30.320	18.550	1'46.393	231,8	17:57'18.792
14	23.309	33.970	30.446	18.681	1'46.406	234,8	17:59'05.198
15	23.215	33.961	30.074	18.650	1'45.900	232,3	18:00'51.098
16	23.278	34.109	30.525	18.735	1'46.647	231,3	18:02'37.745
17	23.417	34.463	30.152	18.690	1'46.722	233,8	18:04'24.467

37 K. SZTUKA (1'45.976)

Lap	Seg.1	Seg.2	Seg.3	Seg.4	Lap Time	km/h	Local Time
1		35.576	32.532	18.810	1'56.482	187,2	17:35'46.500
2	23.219	34.872	30.576	18.607	1'47.274	244,3	17:37'33.774
3	23.677	36.288	30.505	18.560	1'49.030	241,6	17:39'22.804
4	23.151	33.916	30.449	18.460	1'45.976	238,4	17:41'08.780
5	23.137	34.570	30.406	18.616	1'46.729	237,9	17:42'55.509
6	23.281	33.895	30.477	18.681	1'46.334	236,8	17:44'41.843
7	23.168	34.374	31.058	18.743	1'47.343	240,5	17:46'29.186

41 J. RIED (1'46.076)

Lap	Seg.1	Seg.2	Seg.3	Seg.4	Lap Time	km/h	Local Time
1		34.573	30.779	18.818	2'02.723	187,5	17:35'52.741
2	23.306	34.280	30.621	18.771	1'46.978	235,8	17:37'39.719
3	24.636	34.650	31.232	18.772	1'49.290	237,9	17:39'29.009
4	23.842	34.188	30.399	18.538	1'46.967	237,9	17:41'15.976
5	23.059	34.364	30.481	18.803	1'46.707	240,0	17:43'02.683
6	23.231	34.593	30.673	19.111	1'47.608	238,9	17:44'50.291
7	22.982	35.872	30.850	18.825	1'48.529	240,0	17:46'38.820
8	23.170	34.337	30.467	18.679	1'46.653	240,5	17:48'25.473
9	23.059	34.078	30.254	18.695	1'46.086	238,9	17:50'11.559
10	23.057	34.258	30.349	18.676	1'46.340	238,9	17:51'57.899
11	23.161	34.300	30.283	18.610	1'46.354	239,5	17:53'44.253
12	23.174	34.063	30.255	18.718	1'46.210	239,5	17:55'30.463
13	23.239	34.238	30.214	18.790	1'46.481	237,9	17:57'16.944
14	23.423	34.062	30.105	18.652	1'46.242	237,9	17:59'03.186
15	23.097	34.255	29.998	18.726	1'46.076	240,0	18:00'49.262
16	23.318	34.468	30.778	19.224	1'47.788	239,5	18:02'37.050
17	23.216	34.472	30.282	18.748	1'46.718	238,4	18:04'23.768

25 S. BEN (1'45.648)

Lap	Seg.1	Seg.2	Seg.3	Seg.4	Lap Time	km/h	Local Time
1		35.831	31.103	18.802	1'53.574	187,5	17:35'43.592
2	23.173	34.350	30.756	18.962	1'47.241	243,2	17:37'30.833
3	23.010	34.242	30.460	18.750	1'46.462	240,5	17:39'17.295
4	22.932	34.223	30.331	18.773	1'46.259	238,9	17:41'03.554
5	22.952	34.059	30.440	18.699	1'46.150	238,4	17:42'49.704
6	23.003	33.943	31.014	18.821	1'46.781	236,8	17:44'36.485
7	23.353	34.102	30.698	18.737	1'46.890	234,8	17:46'23.375
8	23.181	34.003	30.288	18.643	1'46.115	237,4	17:48'09.490
9	23.151	33.877	30.111	18.590	1'45.729	233,8	17:49'55.219
10	23.133	33.913	30.061	18.590	1'45.697	233,3	17:51'40.916
11	23.103	33.961	30.354	18.626	1'46.044	232,8	17:53'26.960
12	23.217	33.819	30.150	18.571	1'45.757	232,3	17:55'12.717
13	23.186	33.955	30.161	18.494	1'45.796	231,8	17:56'58.513
14	23.251	33.964	30.016	18.510	1'45.741	232,3	17:58'44.254
15	23.120	34.016	30.083	18.640	1'45.859	232,3	18:00'30.113
16	23.591	34.194	30.030	18.710	1'46.525	232,3	18:02'16.638
17	23.148	33.856	30.011	18.633	1'45.648	237,4	18:04'02.286

27 J. GARCJARCE DAVILA (1'45.891)

Lap	Seg.1	Seg.2	Seg.3	Seg.4	Lap Time	km/h	Local Time
1		36.504	32.657	18.930	1'57.964	193,2	17:35'47.982
2	23.415	34.305	30.845	18.729	1'47.294	238,9	17:37'35.276
3	24.944	34.552	30.844	18.822	1'49.162	235,8	17:39'24.438
4	23.360	34.187	30.182	18.535	1'46.264	235,3	17:41'10.702
5	23.221	34.078	30.286	18.570	1'46.155	234,8	17:42'56.857
6	23.061	33.918	30.307	18.605	1'45.891	235,3	17:44'42.748
7	23.055	34.343	30.652	18.744	1'46.794	241,6	17:46'29.542
8	23.270	34.189	30.212	18.855	1'46.526	240,0	17:48'16.068
9	22.970	34.101	30.263	18.697	1'46.031	241,6	17:50'02.099
10	23.469	34.130	30.443	18.657	1'46.699	241,6	17:51'48.798
11	23.368	34.519	30.273	18.579	1'46.739	235,3	17:53'35.537
12	23.257	34.066	30.338	18.569	1'46.230	233,8	17:55'21.767
13	23.206	34.095	30.193	18.787	1'46.281	237,9	17:57'08.048
14	23.215	34.089	30.107	18.631	1'46.042	236,3	17:58'54.090
15	23.238	34.050	30.106	18.677	1'46.071	233,3	18:00'40.161
16	23.414	34.294	30.130	18.640	1'46.478	235,3	18:02'26.639
17	23.525	34.254	30.309	18.758	1'46.846	231,8	18:04'13.485

28 F. BRASCHI (1'45.203)

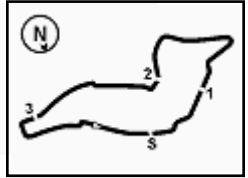
Lap	Seg.1	Seg.2	Seg.3	Seg.4	Lap Time	km/h	Local Time
1		35.387	30.506	18.789	1'51.250	172,0	17:35'41.268
2	23.111	33.907	30.165	18.640	1'45.823	236,8	17:37'27.091
3	23.027	33.910	30.645	18.704	1'46.286	236,8	17:39'13.377
4	23.039	34.014	30.040	18.509	1'45.602	237,4	17:40'58.979
5	23.015	33.765	29.996	18.507	1'45.283	234,3	17:42'44.262

25/07/2021

P = Pits In/Out - C = Lap Time Cancelled



Powered by FICr PERUGIA TIMING



ACI Racing Weekend Imola, 24-25 Luglio 2021 Italian F4 Championship by Abarth - Chronological Analysis Race 3

Imola Circuit 4.909 m

Start at 17:33'50.018

4 / 5

52 E. REXHEPI (1'45.866)

Table with columns: Lap, Seg.1, Seg.2, Seg.3, Seg.4, Lap Time, km/h, Local Time. Rows 1-17.

Continuation of table for driver 52, rows 2-17.

68 S. RAMOS REYNOSO (1'45.616)

Table with columns: Lap, Seg.1, Seg.2, Seg.3, Seg.4, Lap Time, km/h, Local Time. Rows 1-17.

77 P. PERINO (1'46.629)

Table with columns: Lap, Seg.1, Seg.2, Seg.3, Seg.4, Lap Time, km/h, Local Time. Rows 1-11.

72 L. FORNAROLI (1'44.705)

Table with columns: Lap, Seg.1, Seg.2, Seg.3, Seg.4, Lap Time, km/h, Local Time. Rows 1-17.

79 G. MARKOGIANNIS (1'46.096)

Table with columns: Lap, Seg.1, Seg.2, Seg.3, Seg.4, Lap Time, km/h, Local Time. Rows 1-17.

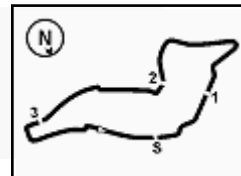
73 P. ARMANNI (1'45.705)

Table with columns: Lap, Seg.1, Seg.2, Seg.3, Seg.4, Lap Time, km/h, Local Time. Rows 1-17.

83 M. WEUG (1'45.377)

Table with columns: Lap, Seg.1, Seg.2, Seg.3, Seg.4, Lap Time, km/h, Local Time. Rows 1-10.

25/07/2021 P = Pits In/Out - C = Lap Time Cancelled



ACI Racing Weekend Imola, 24-25 Luglio 2021

Italian F4 Championship by Abarth - Chronological Analysis Race 3

Imola Circuit 4.909 m

Start at 17:33'50.018

5 / 5

11	23.008	34.085	30.370	18.794	1'46.257	235,8	17:53'51.764	15	23.111	34.156	30.268	18.514	1'46.049	238,9	18:00'34.586
12	24.128	34.258	30.264	19.043	1'47.693	238,4	17:55'39.457	16	23.537	34.987	30.393	18.612	1'47.529	238,4	18:02'22.115
13	23.612	34.201	30.110	18.604	1'46.527	231,8	17:57'25.984	17	23.202	34.079	30.261	18.589	1'46.131	237,4	18:04'08.246
14	23.280	33.955	29.864	18.479	1'45.578	231,8	17:59'11.562								
15	23.134	33.860	29.756	18.627	1'45.377	232,8	18:00'56.939								
16	23.310	33.856	29.880	18.655	1'45.701	231,3	18:02'42.640								
17	23.194	34.006	29.878	18.617	1'45.695	231,8	18:04'28.335								

86 B. VALINT (1'45.151)

Lap	Seg.1	Seg.2	Seg.3	Seg.4	Lap Time	km/h	Local Time
1		35.727	31.100	18.797	1'53.315	176,5	17:35'43.333
2	23.001	34.561	30.351	19.092	1'47.005	240,5	17:37'30.338
3	23.017	34.544	30.264	18.599	1'46.424	243,8	17:39'16.762
4	23.094	33.917	30.212	18.597	1'45.820	241,6	17:41'02.582
5	22.978	33.787	30.062	18.520	1'45.347	238,4	17:42'47.929
6	23.187	33.914	34.161	2'39.860	4'11.122P	241,6	17:46'59.051
7	39.833	34.749	30.426	18.750	2'03.758P	159,3	17:49'02.809
8	23.223	34.027	30.147	18.676	1'46.073	232,3	17:50'48.882
9	23.242	33.794	30.110	18.597	1'45.743	232,8	17:52'34.625
10	23.061	33.775	29.957	18.564	1'45.357	232,3	17:54'19.982
11	23.073	33.595	29.969	18.514	1'45.151	232,3	17:56'05.133
12	23.677	33.701	30.175	18.454	1'46.007	232,8	17:57'51.140
13	23.136	33.652	30.576	18.543	1'45.907	231,8	17:59'37.047
14	23.160	34.207	30.221	18.602	1'46.190	232,3	18:01'23.237
15	23.305	33.829	29.908	18.554	1'45.596	229,8	18:03'08.833
16	23.251	34.007	30.494	18.652	1'46.404	231,3	18:04'55.237

87 O. BEARMAN (1'44.802)

Lap	Seg.1	Seg.2	Seg.3	Seg.4	Lap Time	km/h	Local Time
1		34.175	30.288	18.590	1'48.067	162,9	17:35'38.085
2	23.329	33.882	30.187	18.524	1'45.922	234,3	17:37'24.007
3	23.092	33.720	29.921	18.448	1'45.181	233,8	17:39'09.188
4	23.061	33.774	29.985	18.402	1'45.222	233,8	17:40'54.410
5	23.035	33.734	30.020	18.389	1'45.178	233,8	17:42'39.588
6	22.956	33.692	30.012	18.421	1'45.081	233,8	17:44'24.669
7	22.963	33.671	30.406	18.447	1'45.487	234,8	17:46'10.156
8	22.984	33.701	30.459	18.417	1'45.561	233,8	17:47'55.717
9	22.999	33.761	29.969	18.439	1'45.168	233,8	17:49'40.885
10	23.021	33.602	29.848	18.408	1'44.879	233,8	17:51'25.764
11	23.048	33.757	29.926	18.399	1'45.130	233,3	17:53'10.894
12	23.017	33.599	29.768	18.418	1'44.802	233,3	17:54'55.696
13	23.317	33.710	29.921	18.396	1'45.344	232,8	17:56'41.040
14	23.358	33.603	29.966	18.367	1'45.294	232,3	17:58'26.334
15	23.062	33.689	29.795	18.471	1'45.017	232,8	18:00'11.351
16	23.114	33.701	29.864	18.575	1'45.254	232,3	18:01'56.605
17	23.197	33.822	29.939	18.529	1'45.487	230,3	18:03'42.092

88 H. AL QUBAISI (1'45.681)

Lap	Seg.1	Seg.2	Seg.3	Seg.4	Lap Time	km/h	Local Time
1		35.674	32.460	18.852	1'56.271	187,5	17:35'46.289
2	23.072	34.933	30.417	18.773	1'47.195	238,9	17:37'33.484
3	23.684	34.824	30.300	18.530	1'47.338	238,9	17:39'20.822
4	23.232	33.739	30.288	18.537	1'45.796	235,8	17:41'06.618
5	23.020	33.752	30.417	18.492	1'45.681	236,8	17:42'52.299
6	23.019	33.947	30.262	19.167	1'46.395	240,0	17:44'38.694
7	23.659	34.268	30.601	18.555	1'47.083	236,3	17:46'25.777
8	23.327	34.018	30.221	18.597	1'46.163	237,4	17:48'11.940
9	22.992	34.012	30.149	18.542	1'45.695	241,1	17:49'57.635
10	23.041	34.391	30.119	18.733	1'46.284	238,4	17:51'43.919
11	23.007	34.083	30.280	18.428	1'45.798	241,1	17:53'29.717
12	23.281	34.388	30.533	18.491	1'46.693	241,6	17:55'16.410
13	23.472	33.971	30.162	18.482	1'46.087	239,5	17:57'02.497
14	23.347	34.008	30.044	18.641	1'46.040	239,5	17:58'48.537

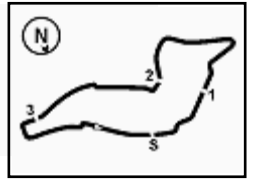
25/07/2021

P = Pits In/Out - C = Lap Time Cancelled



Powered by FICr PERUGIA TIMING

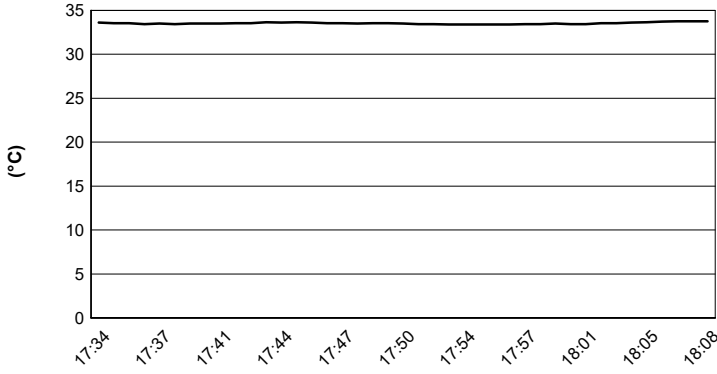




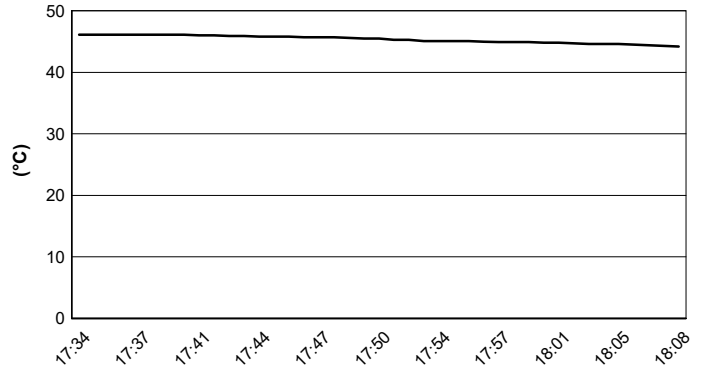
Imola Circuit 4.909 m

ACI Racing Weekend Imola, 24-25 Luglio 2021
 Italian F4 Championship by Abarth - Weather Report Race 3
 Session started 17:34 - Session ended 18:08


Air Temperature




Track Temperature



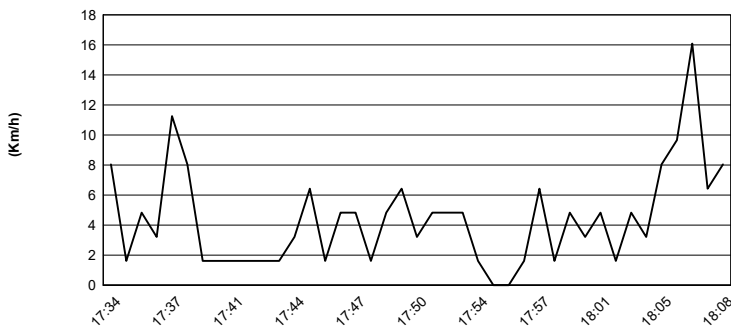
Air Pressure



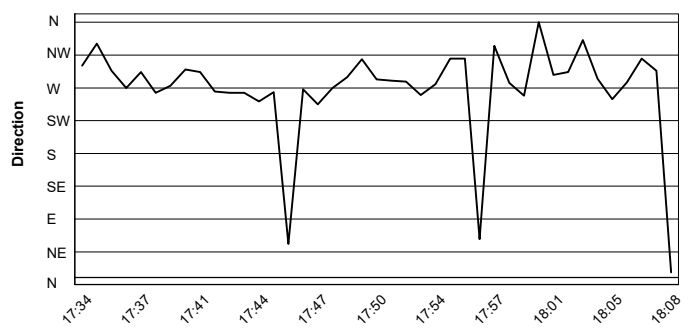
Humidity



Wind Speed

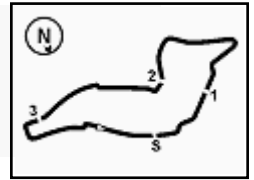


Wind Direction



25/07/2021





ACI Racing Weekend Imola, 24-25 Luglio 2021

Italian F4 Championship by Abarth - Starting Grid Race 3 (Duration: 30' +1 Lap)

77	PERINO P. Tatuus F4 T0	1'46.015	68	RAMOS REYNOSO S. Tatuus F4 T0	1'45.924	15
11	REVESZ L. Tatuus F4 T0	1'45.856	52	REXHEPI E. Tatuus F4 T0	1'45.818	14
41	RIED J. Tatuus F4 T0	1'45.669	79	MARKOGIANNIS G. Tatuus F4 T0	1'45.815	13
27	GARCIARCE DAVILA Tatuus F4 T0	1'45.688	35	BAPTISTE N. Tatuus F4 T0	1'45.587	12
12	PATRESE L. Tatuus F4 T0	1'45.504	18	CENYU H. Tatuus F4 T0	1'45.365	11
88	AL QUBAISI H. Tatuus F4 T0	1'45.287	37	SZTUKA K. Tatuus F4 T0	1'45.277	10
22	CATINO V. Tatuus F4 T0	1'45.214	17	BIZZOTTO L. Tatuus F4 T0	1'45.184	9
25	BEN S. Tatuus F4 T0	1'45.159	5	CAPIETTO M. Tatuus F4 T0	1'45.086	8
73	ARMANNI P. Tatuus F4 T0	1'45.076	86	VALINT B. Tatuus F4 T0	1'45.063	7
24	WISNICKI P. Tatuus F4 T0	1'45.016	83	WEUG M. Tatuus F4 T0	1'44.863	6
20	LAURSEN C. Tatuus F4 T0	1'44.853	10	DÜRKSEN J. Tatuus F4 T0	1'44.756	5
23	ZUNIGA E. Tatuus F4 T0	1'44.750	28	BRASCHI F. Tatuus F4 T0	1'44.319	4
7	SMAL K. Tatuus F4 T0	1'44.726	13	DUFEK J. Tatuus F4 T0	1'44.648	3
6	MONTOYA S. Tatuus F4 T0	1'44.504	15	BEDRIN N. Tatuus F4 T0	1'44.497	2
72	FORNAROLI L. Tatuus F4 T0	1'43.999	87	BEARMAN O. Tatuus F4 T0	1'43.911	1

The driver n. 41 (Ried J.) drop 2 positions for Steward decision
The driver n. 28 (Braschi F.) drop 1 position for Steward decision

25/07/2021 Chairman of the Jury

