

Aut.Int. Mugello 5.245 m

# ACI Racing Weekend Mugello, 09-10 Ottobre 2021

## Italian F4 Championship by Abarth - Result Race 1

Laps 16 = 83,920 km - Avg 150,513 km/h - Race Time 33'27.209

No.	Driver	Nat	Entrant	Team	Car	Class	Laps	Time	Gap	Rel.	Fastest Lap
1	<b>10 DÜRKSEN</b> Joshua	PRY	Muecke Motorsport	Muecke Motorsport	Tatuus F4 T014 Abarth		16	33'27.209		10	<b>1'48.530</b>
2	<b>13 DUFEK</b> Joshua	CHE	Van Amersfoort Racing	Van Amersfoort Racing	Tatuus F4 T014 Abarth		16	33'28.334	<b>1.125</b>	<b>1.125</b>	8 1'48.664
3	<b>6 MONTOYA</b> Sebastian	COL	Prema Powerteam	Prema Powerteam	Tatuus F4 T014 Abarth		16	33'30.411	<b>3.202</b>	<b>2.077</b>	9 1'48.697
4	<b>87 BEARMAN</b> Oliver	GBR	Van Amersfoort Racing	Van Amersfoort Racing	Tatuus F4 T014 Abarth		16	33'35.353	<b>8.144</b>	<b>4.942</b>	8 1'48.755
5	<b>15 BEDRIN</b> Nikita	RUS	Van Amersfoort Racing	Van Amersfoort Racing	Tatuus F4 T014 Abarth	R	16	33'35.937	<b>8.728</b>	<b>0.584</b>	9 1'48.809
6	<b>7 SMAL</b> Kirill	RUS	Prema Powerteam	Prema Powerteam	Tatuus F4 T014 Abarth		16	33'36.317	<b>9.108</b>	<b>0.380</b>	8 1'48.919
7	<b>70 TRAMNITZ</b> Tim	DEU	US Racing	US Racing	Tatuus F4 T014 Abarth		16	33'37.843	<b>10.634</b>	<b>1.526</b>	8 1'48.748
8	<b>68 RAMOS REYNOSO</b> Santiago	MEX	Jenzer Motorsport	Jenzer Motorsport	Tatuus F4 T014 Abarth		16	33'38.848	<b>11.639</b>	<b>1.005</b>	9 1'49.000
9	<b>20 LAURSEN</b> Conrad	DNK	Prema Powerteam	Prema Powerteam	Tatuus F4 T014 Abarth	R	16	33'40.514	<b>13.305</b>	<b>1.666</b>	9 1'49.201
10	<b>99 ANTONELLI</b> Kimi Andrea	ITA	Prema Powerteam	Prema Powerteam	Tatuus F4 T014 Abarth	R	16	33'40.995	<b>13.786</b>	<b>0.481</b>	9 1'49.470
11	<b>28 BRASCHI</b> Francesco	ITA	Jenzer Motorsport	Jenzer Motorsport	Tatuus F4 T014 Abarth	R	16	33'42.409	<b>15.200</b>	<b>1.414</b>	9 1'49.774
12	<b>24 WISNICKI</b> Piotr	POL	Jenzer Motorsport	Jenzer Motorsport	Tatuus F4 T014 Abarth		16	33'46.731	<b>19.522</b>	<b>4.322</b>	9 1'49.672
13	<b>12 PATRESE</b> Lorenzo	ITA	AKM Motorsport	AKM Motorsport	Tatuus F4 T014 Abarth	R	16	33'47.174	<b>19.965</b>	<b>0.443</b>	10 1'49.745
14	<b>23 ZUNIGA</b> Erick	MEX	Muecke Motorsport	Muecke Motorsport	Tatuus F4 T014 Abarth		16	33'47.693	<b>20.484</b>	<b>0.519</b>	10 1'49.950
15	<b>86 VALINT</b> Bence	HUN	Van Amersfoort Racing	Van Amersfoort Racing	Tatuus F4 T014 Abarth		16	33'47.797	<b>20.588</b>	<b>0.104</b>	10 1'49.697
16	<b>84 SIMONAZZI</b> Francesco	ITA	BVM Racing	BVM Racing	Tatuus F4 T014 Abarth		16	33'48.100	<b>20.891</b>	<b>0.303</b>	6 1'49.687
17	<b>37 SZTUKA</b> Kacper	POL	Iron Lynx	Iron Lynx	Tatuus F4 T014 Abarth	R	16	33'48.519	<b>21.310</b>	<b>0.419</b>	7 1'50.135
18	<b>19 GRAY</b> Oliver	GBR	BVM Racing	BVM Racing	Tatuus F4 T014 Abarth	R	16	33'52.513	<b>25.304</b>	<b>3.994</b>	8 1'50.064
19	<b>17 BIZZOTTO</b> Leonardo	ITA	BVM Racing	BVM Racing	Tatuus F4 T014 Abarth	R	16	33'52.774	<b>25.565</b>	<b>0.261</b>	7 1'50.152
20	<b>83 WEUG</b> Maya	NLD	Iron Lynx	Iron Lynx	Tatuus F4 T014 Abarth	R	16	33'53.699	<b>26.490</b>	<b>0.925</b>	10 1'50.122
21	<b>77 PERINO</b> Pedro	POR	US Racing	US Racing	Tatuus F4 T014 Abarth	R	16	33'53.803	<b>26.594</b>	<b>0.104</b>	14 1'50.259
22	<b>41 RIED</b> Jonas	DEU	Muecke Motorsport	Muecke Motorsport	Tatuus F4 T014 Abarth	R	16	33'56.479	<b>29.270</b>	<b>2.676</b>	9 1'50.146
23	<b>73 ARMANNI</b> Pietro	ITA	Iron Lynx	Iron Lynx	Tatuus F4 T014 Abarth	R	16	33'56.669	<b>29.460</b>	<b>0.190</b>	10 1'50.050
24	<b>35 BAPTISTE</b> Nicolas	COL	Cram Motorsport	Cram Motorsport	Tatuus F4 T014 Abarth	R	16	33'57.656	<b>30.447</b>	<b>0.987</b>	11 1'50.576
25	<b>27 GARCJARCE DAVILA</b> Jorge	MEX	Jenzer Motorsport	Jenzer Motorsport	Tatuus F4 T014 Abarth		16	33'58.056	<b>30.847</b>	<b>0.400</b>	10 1'50.120
----- Not Classified -----											
RET	<b>72 FORNAROLI</b> Leonardo	ITA	Iron Lynx	Iron Lynx	Tatuus F4 T014 Abarth		9	20'55.855	<b>7 Laps</b>		9 1'48.847
RET	<b>11 REVESZ</b> Levente	HUN	AKM Motorsport	AKM Motorsport	Tatuus F4 T014 Abarth	R	1	2'21.874	<b>15 Laps</b>		
RET	<b>25 BEN</b> Samir	CHE	Jenzer Motorsport	Jenzer Motorsport	Tatuus F4 T014 Abarth	R	0				
RET	<b>88 AL QUBAISI</b> Hamda	UAE	Prema Powerteam	Prema Powerteam	Tatuus F4 T014 Abarth		0				

Starting: 29 Classified: 25 Not Classified: 0 Retired: 4 Not Started: 0  
 Fastest Lap N. 10 No. 10 Joshua Dürksen Time 1'48.530 Avg. 173,980 Km/h

Humidity:	64%	AIR	15°C
Condition:	DRY	Track	19°C

Clerk of the Course : Antonio Canu

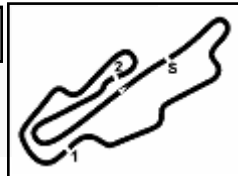
Race Director : Alessandro Ferrari

09/10/2021 Start 14:00 End 14:34



Powered by FICr PERUGIA TIMING





# ACI Racing Weekend Mugello, 09-10 Ottobre 2021

## Italian F4 Championship by Abarth - Result by Class Race 1

### Rookie

Laps 16 = 83,920 km - Avg 149,862 km/h - Race Time 33'35.937

No.	Driver	Nat	Entrant	Team	Car	Laps	Time	Gap	Rel.	Fastest Lap
1	<b>15 BEDRIN</b> Nikita	RUS	Van Amersfoort Racing	Van Amersfoort Racing	Tatuus F4 T014 Abarth	16	33'35.937		9	<b>1'48.809</b>
2	<b>20 LAURSEN</b> Conrad	DNK	Prema Powerteam	Prema Powerteam	Tatuus F4 T014 Abarth	16	33'40.514	<b>4.577</b>	<b>4.577</b>	9 1'49.201
3	<b>99 ANTONELLI</b> Kimi Andrea	ITA	Prema Powerteam	Prema Powerteam	Tatuus F4 T014 Abarth	16	33'40.995	<b>5.058</b>	<b>0.481</b>	9 1'49.470
4	<b>28 BRASCHI</b> Francesco	ITA	Jenzer Motorsport	Jenzer Motorsport	Tatuus F4 T014 Abarth	16	33'42.409	<b>6.472</b>	<b>1.414</b>	9 1'49.774
5	<b>12 PATRESE</b> Lorenzo	ITA	AKM Motorsport	AKM Motorsport	Tatuus F4 T014 Abarth	16	33'47.174	<b>11.237</b>	<b>4.765</b>	10 1'49.745
6	<b>37 SZTUKA</b> Kacper	POL	Iron Lynx	Iron Lynx	Tatuus F4 T014 Abarth	16	33'48.519	<b>12.582</b>	<b>1.345</b>	7 1'50.135
7	<b>19 GRAY</b> Oliver	GBR	BVM Racing	BVM Racing	Tatuus F4 T014 Abarth	16	33'52.513	<b>16.576</b>	<b>3.994</b>	8 1'50.064
8	<b>17 BIZZOTTO</b> Leonardo	ITA	BVM Racing	BVM Racing	Tatuus F4 T014 Abarth	16	33'52.774	<b>16.837</b>	<b>0.261</b>	7 1'50.152
9	<b>83 WEUG</b> Maya	NLD	Iron Lynx	Iron Lynx	Tatuus F4 T014 Abarth	16	33'53.699	<b>17.762</b>	<b>0.925</b>	10 1'50.122
10	<b>77 PERINO</b> Pedro	POR	US Racing	US Racing	Tatuus F4 T014 Abarth	16	33'53.803	<b>17.866</b>	<b>0.104</b>	14 1'50.259
11	<b>41 RIED</b> Jonas	DEU	Muecke Motorsport	Muecke Motorsport	Tatuus F4 T014 Abarth	16	33'56.479	<b>20.542</b>	<b>2.676</b>	9 1'50.146
12	<b>73 ARMANNI</b> Pietro	ITA	Iron Lynx	Iron Lynx	Tatuus F4 T014 Abarth	16	33'56.669	<b>20.732</b>	<b>0.190</b>	10 1'50.050
13	<b>35 BAPTISTE</b> Nicolas	COL	Cram Motorsport	Cram Motorsport	Tatuus F4 T014 Abarth	16	33'57.656	<b>21.719</b>	<b>0.987</b>	11 1'50.576
----- Not Classified -----										
RET	<b>11 REVESZ</b> Levente	HUN	AKM Motorsport	AKM Motorsport	Tatuus F4 T014 Abarth	1	2'21.874	<b>15 Laps</b>		
RET	<b>25 BEN</b> Samir	CHE	Jenzer Motorsport	Jenzer Motorsport	Tatuus F4 T014 Abarth	0				

Starting: 15 Classified: 13 Not Classified: 0 Retired: 2 Not Started: 0  
 Fastest Lap N. 9 No. 15 Nikita Bedrin Time 1'48.809 Avg. 173,533 Km/h

Humidity:	64%	AIR	15°C
Condition:	DRY	Track	19°C

Clerk of the Course : Antonio Canu

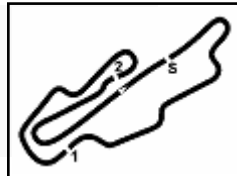
Race Director : Alessandro Ferrari

	Start	End
09/10/2021	14:00	14:34



Powered by FICr PERUGIA TIMING





Aut.Int. Mugello 5.245 m

**ACI Racing Weekend Mugello, 09-10 Ottobre 2021**

**Italian F4 Championship by Abarth - Lap Chart Race 1**

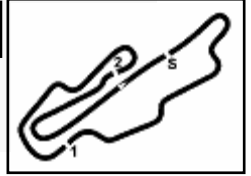
	Lap															
	1	2	3	4	5	6	7	8	9	10	11	12	13	14	15	16
1	13	13	13	13	13	13	13	13	13	13	13	13	13	13	10	10
2	10	10	10	10	10	87	87	87	87	10	10	10	10	10	13	13
3	6	6	6	6	6	10	10	10	10	87	87	6	6	6	6	6
4	87	87	87	87	87	6	6	6	6	6	6	87	87	87	87	87
5	70	70	70	70	70	15	15	15	15	15	15	15	15	15	15	15
6	15	15	15	15	15	70	70	70	70	70	70	7	7	7	7	7
7	7	7	7	7	7	7	7	7	7	7	7	70	70	70	70	70
8	68	68	68	68	68	68	68	68	68	68	68	68	68	68	68	68
9	99	99	99	99	20	20	20	20	20	20	20	20	20	20	20	20
10	20	20	20	20	99	99	99	99	99	99	99	99	99	99	99	99
11	24	24	24	24	24	24	24	24	24	24	24	24	28	28	28	28
12	28	28	28	28	28	28	28	28	28	28	28	28	24	24	24	24
13	86	86	86	86	86	86	12	12	12	12	12	12	12	12	12	12
14	84	84	84	84	12	12	86	86	84	84	84	84	86	86	84	23
15	11	12	12	12	84	84	84	84	86	86	86	86	84	84	86	86
16	12	23	23	23	23	23	23	23	23	23	23	23	23	23	23	84
17	23	17	17	17	17	37	37	37	37	37	37	37	37	37	37	37
18	17	37	37	37	37	17	17	17	17	17	17	17	17	17	19	19
19	37	83	83	83	19	19	19	19	19	19	19	19	19	19	17	17
20	83	19	19	19	83	83	83	72	72	83	83	83	83	83	83	83
21	19	73	73	73	73	73	73	83	83	73	73	73	73	73	73	77
22	73	35	35	35	35	72	72	73	73	35	35	35	77	77	77	41
23	35	41	41	41	72	35	35	35	35	77	77	77	35	41	41	73
24	41	77	77	77	77	77	77	77	77	41	41	41	41	35	35	35
25	77	27	27	27	27	41	41	41	41	27	27	27	27	27	27	27
26	27	72	72	72	41	27	27	27	27							
27	72															

Final Result		
1	<b>10</b> DÜRKSEN J.	Laps 16
2	<b>13</b> DUFEK J.	1.125
3	<b>6</b> MONTOYA S.	3.202
4	<b>87</b> BEARMAN O.	8.144
5	<b>15</b> BEDRIN N.	8.728
6	<b>7</b> SMAL K.	9.108
7	<b>70</b> TRAMNITZ T.	10.634
8	<b>68</b> RAMOS REYNOSO S	11.639
9	<b>20</b> LAURSEN C.	13.305
10	<b>99</b> ANTONELLI K.	13.786
11	<b>28</b> BRASCHI F.	15.200
12	<b>24</b> WISNICKI P.	19.522
13	<b>12</b> PATRESE L.	19.965
14	<b>23</b> ZUNIGA E.	20.484
15	<b>86</b> VALINT B.	20.588
16	<b>84</b> SIMONAZZI F.	20.891
17	<b>37</b> SZTUKA K.	21.310
18	<b>19</b> GRAY O.	25.304
19	<b>17</b> BIZZOTTO L.	25.565
20	<b>83</b> WEUG M.	26.490
21	<b>77</b> PERINO P.	26.594
22	<b>41</b> RIED J.	29.270
23	<b>73</b> ARMANNI P.	29.460
24	<b>35</b> BAPTISTE N.	30.447
25	<b>27</b> GARCJARCE DAVILA	30.847
RET	<b>72</b> FORNAROLI L.	7 Laps
RET	<b>11</b> REVESZ L.	15 Laps
RET	<b>88</b> AL QUBAIS I H.	
RET	<b>25</b> BEN S.	



Powered by FICr PERUGIA TIMING





ACI Racing Weekend Mugello, 09-10 Ottobre 2021  
Italian F4 Championship by Abarth - Best Sectors & Speed Race 1

Aut.Int. Mugello 5.245 m

RESULTS

1	10 DÜRKSEN Joshua	Tatuus F4 T014 Abarth	Laps 16
2	13 DUFEK Joshua	Tatuus F4 T014 Abarth	1.125
3	6 MONTOYA Sebastian	Tatuus F4 T014 Abarth	3.202
4	87 BEARMAN Oliver	Tatuus F4 T014 Abarth	8.144
5	15 BEDRIN Nikita	Tatuus F4 T014 Abarth	8.728
6	7 SMAL Kirill	Tatuus F4 T014 Abarth	9.108
7	70 TRAMNITZ Tim	Tatuus F4 T014 Abarth	10.634
8	68 RAMOS REYNOSO Santiago	Tatuus F4 T014 Abarth	11.639
9	20 LAURSEN Conrad	Tatuus F4 T014 Abarth	13.305
10	99 ANTONELLI Kimi Andrea	Tatuus F4 T014 Abarth	13.786
11	28 BRASCHI Francesco	Tatuus F4 T014 Abarth	15.200
12	24 WISNICKI Piotr	Tatuus F4 T014 Abarth	19.522
13	12 PATRESE Lorenzo	Tatuus F4 T014 Abarth	19.965
14	23 ZUNIGA Erick	Tatuus F4 T014 Abarth	20.484
15	86 VALINT Bence	Tatuus F4 T014 Abarth	20.588
16	84 SIMONAZZI Francesco	Tatuus F4 T014 Abarth	20.891
17	37 SZTUKA Kacper	Tatuus F4 T014 Abarth	21.310
18	19 GRAY Oliver	Tatuus F4 T014 Abarth	25.304
19	17 BIZZOTTO Leonardo	Tatuus F4 T014 Abarth	25.565
20	83 WEUG Maya	Tatuus F4 T014 Abarth	26.490
21	77 PERINO Pedro	Tatuus F4 T014 Abarth	26.594
22	41 RIED Jonas	Tatuus F4 T014 Abarth	29.270
23	73 ARMANNI Pietro	Tatuus F4 T014 Abarth	29.460
24	35 BAPTISTE Nicolas	Tatuus F4 T014 Abarth	30.447
25	27 GARCJARCE DAVILA Jorge	Tatuus F4 T014 Abarth	30.847
RET	72 FORNAROLI Leonardo	Tatuus F4 T014 Abarth	7 Laps
RET	11 REVESZ Levente	Tatuus F4 T014 Abarth	15 Laps
RET	25 BEN Samir	Tatuus F4 T014 Abarth	
RET	88 AL QUBAISLI Hamda	Tatuus F4 T014 Abarth	

SPEED

1	41 RIED Jonas	Tatuus F4 T014 Abarth	232,3
2	77 PERINO Pedro	Tatuus F4 T014 Abarth	232,3
3	19 GRAY Oliver	Tatuus F4 T014 Abarth	231,8
4	15 BEDRIN Nikita	Tatuus F4 T014 Abarth	231,3
5	84 SIMONAZZI Francesco	Tatuus F4 T014 Abarth	231,3
6	23 ZUNIGA Erick	Tatuus F4 T014 Abarth	231,3
7	17 BIZZOTTO Leonardo	Tatuus F4 T014 Abarth	231,3
8	86 VALINT Bence	Tatuus F4 T014 Abarth	230,8
9	24 WISNICKI Piotr	Tatuus F4 T014 Abarth	230,8
10	20 LAURSEN Conrad	Tatuus F4 T014 Abarth	230,8
11	28 BRASCHI Francesco	Tatuus F4 T014 Abarth	230,8
12	12 PATRESE Lorenzo	Tatuus F4 T014 Abarth	230,8
13	7 SMAL Kirill	Tatuus F4 T014 Abarth	230,8
14	10 DÜRKSEN Joshua	Tatuus F4 T014 Abarth	230,3
15	6 MONTOYA Sebastian	Tatuus F4 T014 Abarth	230,3
16	99 ANTONELLI Kimi Andrea	Tatuus F4 T014 Abarth	230,3
17	37 SZTUKA Kacper	Tatuus F4 T014 Abarth	229,8
18	73 ARMANNI Pietro	Tatuus F4 T014 Abarth	229,8
19	35 BAPTISTE Nicolas	Tatuus F4 T014 Abarth	228,8
20	72 FORNAROLI Leonardo	Tatuus F4 T014 Abarth	228,8
21	68 RAMOS REYNOSO Santiago	Tatuus F4 T014 Abarth	228,3
22	70 TRAMNITZ Tim	Tatuus F4 T014 Abarth	227,8
23	83 WEUG Maya	Tatuus F4 T014 Abarth	226,9
24	27 GARCJARCE DAVILA Jorge	Tatuus F4 T014 Abarth	226,4
25	87 BEARMAN Oliver	Tatuus F4 T014 Abarth	225,0
26	13 DUFEK Joshua	Tatuus F4 T014 Abarth	222,7
27	11 REVESZ Levente	Tatuus F4 T014 Abarth	175,3

SEG. 1

1	10 DÜRKSEN Joshua	37.356
2	70 TRAMNITZ Tim	37.455
3	68 RAMOS REYNOSO Sa	37.464
4	7 SMAL Kirill	37.471
5	13 DUFEK Joshua	37.491
6	6 MONTOYA Sebastian	37.495
7	15 BEDRIN Nikita	37.499
8	87 BEARMAN Oliver	37.546
9	72 FORNAROLI Leonardo	37.579
10	23 ZUNIGA Erick	37.601
11	20 LAURSEN Conrad	37.608
12	99 ANTONELLI Kimi Andrea	37.623
13	84 SIMONAZZI Francesco	37.717
14	17 BIZZOTTO Leonardo	37.730
15	24 WISNICKI Piotr	37.733
16	12 PATRESE Lorenzo	37.760
17	28 BRASCHI Francesco	37.767
18	77 PERINO Pedro	37.801
19	86 VALINT Bence	37.811
20	27 GARCJARCE DAVILA J	37.832
21	41 RIED Jonas	37.842
22	73 ARMANNI Pietro	37.845
23	19 GRAY Oliver	37.893
24	37 SZTUKA Kacper	37.903
25	83 WEUG Maya	37.973
26	35 BAPTISTE Nicolas	38.109
27	11 REVESZ Levente	49.417

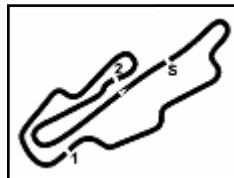
SEG. 2

1	72 FORNAROLI Leonardo	31.953
2	10 DÜRKSEN Joshua	32.037
3	13 DUFEK Joshua	32.087
4	87 BEARMAN Oliver	32.099
5	6 MONTOYA Sebastian	32.150
6	70 TRAMNITZ Tim	32.170
7	68 RAMOS REYNOSO Sa	32.220
8	15 BEDRIN Nikita	32.248
9	7 SMAL Kirill	32.298
10	84 SIMONAZZI Francesco	32.307
11	20 LAURSEN Conrad	32.360
12	99 ANTONELLI Kimi Andrea	32.427
13	24 WISNICKI Piotr	32.436
14	28 BRASCHI Francesco	32.461
15	83 WEUG Maya	32.488
16	37 SZTUKA Kacper	32.521
17	86 VALINT Bence	32.526
18	12 PATRESE Lorenzo	32.529
19	23 ZUNIGA Erick	32.580
20	77 PERINO Pedro	32.628
21	17 BIZZOTTO Leonardo	32.636
22	73 ARMANNI Pietro	32.699
23	35 BAPTISTE Nicolas	32.708
24	27 GARCJARCE DAVILA J	32.735
25	19 GRAY Oliver	32.751
26	41 RIED Jonas	32.893
27	11 REVESZ Levente	37.645

SEG. 3

1	6 MONTOYA Sebastian	38.936
2	10 DÜRKSEN Joshua	39.009
3	15 BEDRIN Nikita	39.050
4	87 BEARMAN Oliver	39.073
5	13 DUFEK Joshua	39.079
6	70 TRAMNITZ Tim	39.123
7	7 SMAL Kirill	39.138
8	20 LAURSEN Conrad	39.178
9	23 ZUNIGA Erick	39.189
10	28 BRASCHI Francesco	39.192
11	68 RAMOS REYNOSO Sa	39.208
12	12 PATRESE Lorenzo	39.212
13	72 FORNAROLI Leonardo	39.216
14	86 VALINT Bence	39.234
15	19 GRAY Oliver	39.261
16	84 SIMONAZZI Francesco	39.311
17	99 ANTONELLI Kimi Andrea	39.323
18	41 RIED Jonas	39.327
19	24 WISNICKI Piotr	39.385
20	37 SZTUKA Kacper	39.402
21	77 PERINO Pedro	39.409
22	73 ARMANNI Pietro	39.414
23	35 BAPTISTE Nicolas	39.427
24	27 GARCJARCE DAVILA J	39.455
25	17 BIZZOTTO Leonardo	39.517
26	83 WEUG Maya	39.546
27	11 REVESZ Levente	54.812





ACI Racing Weekend Mugello, 09-10 Ottobre 2021  
Italian F4 Championship by Abarth - Chronological Analysis Race 1

Aut.Int. Mugello 5.245 m

Start at 14:00'15.392

1 / 5

Race Time 2'21.874

6 S. MONTOYA (1'48.697)						
Lap	Seg.1	Seg.2	Seg.3	Lap Time	km/h	Local Time
1		35.419	50.981	2'13.525		14:02'28.917
2	1'02.822	52.087	55.635	2'50.544	120,3	14:05'19.461
3	55.849	55.953	1'02.460	2'54.262	198,5	14:08'13.723
4	1'10.001	1'14.323	1'12.589	3'36.913	114,4	14:11'50.636
5	39.030	32.916	39.145	1'51.091	226,9	14:13'41.727
6	39.206	33.386	39.103	1'51.695	222,7	14:15'33.422
7	37.704	32.189	39.096	1'48.989	229,3	14:17'22.411
8	37.553	32.229	39.049	1'48.831	228,3	14:19'11.242
9	<b>37.495</b>	32.266	<b>38.936</b>	<b>1'48.697</b>	229,3	14:20'59.939
10	37.939	32.471	38.999	1'49.409	229,8	14:22'49.348
11	37.902	32.184	39.063	1'49.149	<b>230,3</b>	14:24'38.497
12	37.745	<b>32.150</b>	39.230	1'49.125	229,8	14:26'27.622
13	37.646	32.242	39.214	1'49.102	223,6	14:28'16.724
14	37.771	32.302	39.200	1'49.273	224,1	14:30'05.997
15	37.824	32.537	39.471	1'49.832	223,6	14:31'55.829
16	37.959	32.596	39.419	1'49.974	224,1	14:33'45.803
				Race Time	33'30.411	

12 L. PATRESE (1'49.745)						
Lap	Seg.1	Seg.2	Seg.3	Lap Time	km/h	Local Time
1		38.097	55.250	2'23.156		14:02'38.548
2	1'02.089	52.906	54.510	2'49.505	182,4	14:05'28.053
3	55.405	56.475	1'00.130	2'52.010	161,9	14:08'20.063
4	1'11.679	1'12.489	1'10.670	3'34.838	118,9	14:11'54.901
5	38.927	33.286	39.517	1'51.730	223,1	14:13'46.631
6	38.114	<b>32.529</b>	<b>39.212</b>	1'49.855	228,8	14:15'36.486
7	38.264	32.805	39.338	1'50.407	229,8	14:17'26.893
8	38.097	32.823	39.561	1'50.481	<b>230,8</b>	14:19'17.374
9	37.968	32.566	39.382	1'49.916	227,4	14:21'07.290
10	37.880	32.642	39.223	1'49.745	227,4	14:22'57.035
11	<b>37.760</b>	32.833	39.849	1'50.442	228,3	14:24'47.477
12	38.387	32.887	39.551	1'50.825	226,9	14:26'38.302
13	37.988	32.816	39.734	1'50.538	226,9	14:28'28.840
14	38.275	32.973	39.607	1'50.855	225,5	14:30'19.695
15	38.323	33.279	39.696	1'51.298	225,9	14:32'10.993
16	38.474	33.324	39.775	1'51.573	225,0	14:34'02.566
				Race Time	33'47.174	

7 K. SMAL (1'48.919)						
Lap	Seg.1	Seg.2	Seg.3	Lap Time	km/h	Local Time
1		36.080	52.002	2'15.842		14:02'31.234
2	1'03.621	51.572	56.538	2'51.731	105,6	14:05'22.965
3	54.920	56.251	1'01.630	2'52.801	192,5	14:08'15.766
4	1'10.723	1'13.290	1'12.452	3'36.465	118,6	14:11'52.231
5	38.555	33.409	39.248	1'51.212	225,5	14:13'43.443
6	38.272	33.651	39.210	1'51.133	229,3	14:15'34.576
7	37.812	32.344	39.227	1'49.383	230,3	14:17'23.959
8	37.481	<b>32.298</b>	39.140	<b>1'48.919</b>	229,3	14:19'12.878
9	<b>37.471</b>	32.355	<b>39.138</b>	1'48.964	228,3	14:21'01.842
10	37.897	32.322	39.217	1'49.436	228,3	14:22'51.278
11	37.588	32.556	39.377	1'49.521	226,9	14:24'40.799
12	39.102	32.965	39.442	1'51.509	<b>230,8</b>	14:26'32.308
13	37.751	32.456	39.418	1'49.625	223,6	14:28'21.933
14	37.655	32.465	39.512	1'49.632	224,1	14:30'11.565
15	37.824	32.554	39.283	1'49.661	223,1	14:32'01.226
16	37.850	33.017	39.616	1'50.483	226,4	14:33'51.709
				Race Time	33'36.317	

13 J. DUFEK (1'48.664)						
Lap	Seg.1	Seg.2	Seg.3	Lap Time	km/h	Local Time
1		35.110	49.920	2'11.167		14:02'26.559
2	1'03.640	52.085	55.491	2'51.216	142,7	14:05'17.775
3	55.002	56.463	1'03.211	2'54.676	184,9	14:08'12.451
4	1'10.142	1'14.670	1'13.058	3'37.870	115,5	14:11'50.321
5	39.052	32.778	39.257	1'51.087	217,7	14:13'41.408
6	38.629	32.194	39.163	1'49.986	218,6	14:15'31.394
7	37.642	32.111	39.130	1'48.883	220,0	14:17'20.277
8	<b>37.491</b>	32.094	<b>39.079</b>	<b>1'48.664</b>	220,4	14:19'08.941
9	37.522	32.169	39.167	1'48.858	220,9	14:20'57.799
10	37.568	32.090	39.153	1'48.811	220,0	14:22'46.610
11	37.569	32.173	39.208	1'48.950	220,9	14:24'35.560
12	37.615	<b>32.087</b>	39.209	1'48.911	220,4	14:26'24.471
13	37.989	32.292	39.227	1'49.508	220,0	14:28'13.979
14	38.084	32.265	39.306	1'49.655	220,4	14:30'03.634
15	38.595	32.542	39.404	1'50.541	218,6	14:31'54.175
16	37.904	32.475	39.172	1'49.551	<b>222,7</b>	14:33'43.726
				Race Time	33'28.334	

10 J. DÜRKSEN (1'48.530)						
Lap	Seg.1	Seg.2	Seg.3	Lap Time	km/h	Local Time
1		35.020	50.206	2'12.116		14:02'27.508
2	1'03.301	52.239	55.301	2'50.841	130,9	14:05'18.349
3	55.788	56.372	1'02.352	2'54.512	177,9	14:08'12.861
4	1'10.449	1'14.301	1'12.793	3'37.543	110,0	14:11'50.404
5	38.051	32.638	40.603	1'51.292	224,5	14:13'41.696
6	39.229	33.080	39.102	1'51.411	225,5	14:15'33.107
7	37.586	32.232	39.042	1'48.860	229,8	14:17'21.967
8	37.585	32.177	39.010	1'48.772	229,8	14:19'10.739
9	37.586	32.292	39.027	1'48.905	<b>230,3</b>	14:20'59.644
10	37.411	<b>32.037</b>	39.082	<b>1'48.530</b>	<b>230,3</b>	14:22'48.174
11	<b>37.356</b>	32.104	39.085	1'48.545	225,9	14:24'36.719
12	37.563	32.257	<b>39.009</b>	1'48.829	225,9	14:26'25.548
13	37.419	32.430	39.042	1'48.891	226,9	14:28'14.439
14	37.945	32.520	39.069	1'49.534	228,8	14:30'03.973
15	37.697	32.328	39.157	1'49.182	229,3	14:31'53.155
16	37.828	32.371	39.247	1'49.446	224,5	14:33'42.601
				Race Time	33'27.209	

15 N. BEDRIN (1'48.809)						
Lap	Seg.1	Seg.2	Seg.3	Lap Time	km/h	Local Time
1		35.839	51.700	2'15.230		14:02'30.622
2	1'03.730	51.462	56.504	2'51.696	105,9	14:05'22.318
3	54.938	56.205	1'01.731	2'52.874	186,5	14:08'15.192
4	1'10.774	1'13.414	1'12.417	3'36.605	121,1	14:11'51.797
5	38.722	33.295	39.184	1'51.201	<b>231,3</b>	14:13'42.998
6	38.118	33.534	39.187	1'50.839	230,3	14:15'33.837
7	37.778	32.339	39.051	1'49.168	227,4	14:17'23.005
8	37.567	<b>32.248</b>	39.156	1'48.971	227,4	14:19'11.976
9	<b>37.499</b>	32.260	<b>39.050</b>	<b>1'48.809</b>	226,9	14:21'00.785
10	37.584	32.452	39.068	1'49.104	226,9	14:22'49.889
11	37.807	32.754	39.267	1'49.828	227,8	14:24'39.717
12	38.008	32.827	39.203	1'50.038	225,5	14:26'29.755
13	37.914	32.850	39.286	1'50.050	226,9	14:28'19.805
14	37.870	32.733	39.444	1'50.047	226,9	14:30'09.852
15	38.095	32.964	39.535	1'50.594	226,9	14:32'00.446
16	38.130	33.085	39.668	1'50.883	226,4	14:33'51.329
				Race Time	33'35.937	

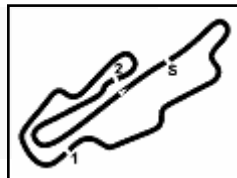
11 L. REVESZ						
Lap	Seg.1	Seg.2	Seg.3	Lap Time	km/h	Local Time
1		<b>37.645</b>	<b>54.812</b>	2'21.874		14:02'37.266

17 L. BIZZOTTO (1'50.152)						
Lap	Seg.1	Seg.2	Seg.3	Lap Time	km/h	Local Time
1						

09/10/2021

P = Pits In/Out - C = Lap Time Cancelled





ACI Racing Weekend Mugello, 09-10 Ottobre 2021  
Italian F4 Championship by Abarth - Chronological Analysis Race 1

Aut.Int. Mugello 5.245 m

Start at 14:00'15.392

2 / 5

1	39.300	55.155	2'24.543	189,1	14:02'39.935	5	38.839	33.417	39.473	1'51.729	225,0	14:13'47.243	
2	1'02.230	53.319	53.501	2'49.050	189,1	14:05'28.985	6	38.441	32.580	39.327	1'50.348	223,6	14:15'37.591
3	55.896	56.780	59.337	2'52.013	175,3	14:08'20.998	7	38.031	32.862	39.355	1'50.248	228,3	14:17'27.839
4	1'12.438	1'11.889	1'10.433	3'34.760	131,4	14:11'55.758	8	37.972	33.022	39.272	1'50.266	230,3	14:19'18.105
5	38.926	33.311	39.804	1'52.041	228,8	14:13'47.799	9	38.254	32.791	39.189	1'50.234	231,3	14:21'08.339
6	38.529	32.834	39.517	1'50.880	225,5	14:15'38.679	10	37.987	32.768	39.195	1'49.950	230,3	14:22'58.289
7	37.730	32.742	39.680	1'50.152	227,4	14:17'28.831	11	37.601	32.938	39.462	1'50.001	227,8	14:24'48.290
8	37.885	32.636	39.648	1'50.169	226,9	14:19'19.000	12	38.303	33.258	39.609	1'51.170	229,8	14:26'39.460
9	37.923	33.027	39.611	1'50.561	229,3	14:21'09.561	13	38.036	32.956	39.212	1'50.204	228,3	14:28'29.664
10	37.932	32.761	39.844	1'50.537	225,9	14:23'00.098	14	38.232	33.265	39.904	1'51.401	230,3	14:30'21.065
11	38.691	32.841	39.599	1'51.131	231,3	14:24'51.229	15	38.016	32.993	39.698	1'50.707	227,4	14:32'11.772
12	38.424	32.783	39.769	1'50.976	224,5	14:26'42.205	16	38.138	33.231	39.944	1'51.313	229,3	14:34'03.085
13	38.224	32.851	39.698	1'50.773	224,5	14:28'32.978							Race Time 33'47.693
14	38.352	33.198	39.686	1'51.236	223,1	14:30'24.214							
15	39.025	33.248	39.742	1'52.015	223,6	14:32'16.229							
16	38.965	33.326	39.646	1'51.937	227,8	14:34'08.166							

Race Time 33'52.774

19 O. GRAY (1'50.064)

Lap	Seg.1	Seg.2	Seg.3	Lap Time	km/h	Local Time
1		40.903	54.796	2'26.662		14:02'42.054
2	1'02.642	53.219	54.201	2'50.062	179,1	14:05'32.116
3	54.593	57.507	58.066	2'50.166	187,2	14:08'22.282
4	1'12.741	1'12.063	1'09.638	3'34.442	115,0	14:11'56.724
5	38.759	33.125	39.709	1'51.593	222,2	14:13'48.317
6	38.373	33.114	39.261	1'50.748	228,8	14:15'39.065
7	37.961	32.819	39.386	1'50.166	228,3	14:17'29.231
8	37.893	32.791	39.380	1'50.064	227,4	14:19'19.295
9	38.237	32.751	39.573	1'50.561	229,8	14:21'09.856
10	37.986	32.777	39.562	1'50.325	228,3	14:23'00.181
11	38.831	33.108	39.384	1'51.323	231,8	14:24'51.504
12	38.643	32.956	39.632	1'51.231	229,8	14:26'42.735
13	38.137	32.977	39.488	1'50.602	225,5	14:28'33.337
14	38.464	33.175	39.463	1'51.102	226,9	14:30'24.439
15	38.260	33.492	39.733	1'51.485	228,3	14:32'15.924
16	38.873	33.280	39.828	1'51.981	221,8	14:34'07.905

Race Time 33'52.513

20 C. LAURSEN (1'49.201)

Lap	Seg.1	Seg.2	Seg.3	Lap Time	km/h	Local Time
1		36.617	53.242	2'18.464		14:02'33.856
2	1'02.804	51.098	56.340	2'50.242	125,7	14:05'24.098
3	55.434	56.412	1'00.826	2'52.672	174,8	14:08'16.770
4	1'11.106	1'13.585	1'11.625	3'36.316	119,3	14:11'53.086
5	38.837	33.085	39.355	1'51.277	229,3	14:13'44.363
6	38.007	33.466	39.557	1'51.030	230,8	14:15'35.393
7	38.039	32.514	39.298	1'49.851	228,8	14:17'25.244
8	37.826	32.424	39.178	1'49.428	227,4	14:19'14.672
9	37.642	32.360	39.199	1'49.201	225,9	14:21'03.873
10	37.608	32.497	39.317	1'49.422	225,9	14:22'53.295
11	37.730	32.400	39.404	1'49.534	226,4	14:24'42.829
12	37.956	33.480	39.734	1'51.170	225,5	14:26'33.999
13	37.959	32.835	39.328	1'50.122	230,8	14:28'24.121
14	38.521	32.727	39.573	1'50.821	226,4	14:30'14.942
15	37.971	32.960	39.579	1'50.510	226,4	14:32'05.452
16	38.083	32.813	39.558	1'50.454	224,5	14:33'55.906

Race Time 33'40.514

23 E. ZUNIGA (1'49.950)

Lap	Seg.1	Seg.2	Seg.3	Lap Time	km/h	Local Time
1		38.787	55.254	2'23.789		14:02'39.181
2	1'02.253	53.126	54.050	2'49.429	186,5	14:05'28.610
3	55.570	56.255	1'00.015	2'51.840	166,9	14:08'20.450
4	1'12.117	1'12.226	1'10.721	3'35.064	115,0	14:11'55.514

24 P. WISNICKI (1'49.672)

Lap	Seg.1	Seg.2	Seg.3	Lap Time	km/h	Local Time
1		37.128	53.452	2'19.022		14:02'34.414
2	1'02.863	50.917	56.401	2'50.181	125,0	14:05'24.595
3	55.614	56.527	1'00.477	2'52.618	169,8	14:08'17.213
4	1'11.328	1'13.534	1'11.238	3'36.100	116,5	14:11'53.313
5	38.769	33.663	39.480	1'51.912	230,8	14:13'45.225
6	37.960	33.118	39.582	1'50.660	228,8	14:15'35.885
7	38.264	32.599	39.430	1'50.293	226,9	14:17'26.178
8	38.142	32.502	39.385	1'50.029	230,3	14:19'16.207
9	37.733	32.436	39.503	1'49.672	226,9	14:21'05.879
10	37.884	32.482	39.401	1'49.767	225,9	14:22'55.646
11	37.900	32.495	39.431	1'49.826	225,0	14:24'45.472
12	37.990	32.624	40.200	1'50.814	226,4	14:26'36.286
13	38.767	32.754	39.596	1'51.117	223,6	14:28'27.403
14	38.138	32.734	39.716	1'50.588	225,0	14:30'17.991
15	38.262	32.962	39.877	1'51.101	224,1	14:32'09.092
16	38.409	34.502	40.120	1'53.031	222,2	14:34'02.123

Race Time 33'46.731

27 J. GARCJARCE DAVILA (1'50.120)

Lap	Seg.1	Seg.2	Seg.3	Lap Time	km/h	Local Time
1		43.890	54.465	2'30.553		14:02'45.945
2	1'02.831	53.120	53.921	2'49.872	151,9	14:05'35.817
3	55.978	56.882	57.170	2'50.030	156,3	14:08'25.847
4	1'14.379	1'11.303	1'07.573	3'33.255	110,5	14:11'59.102
5	39.559	33.841	40.650	1'54.050	225,0	14:13'53.152
6	38.981	33.418	39.958	1'52.357	223,6	14:15'45.509
7	38.132	33.131	39.785	1'51.048	223,6	14:17'36.557
8	37.954	32.916	39.780	1'50.650	223,6	14:19'27.207
9	37.998	32.782	39.488	1'50.268	223,6	14:21'17.475
10	37.832	32.735	39.553	1'50.120	223,6	14:23'07.595
11	37.872	32.805	39.455	1'50.132	224,1	14:24'57.727
12	37.929	32.917	39.518	1'50.364	224,1	14:26'48.091
13	38.258	33.309	39.690	1'51.257	226,4	14:28'39.348
14	38.436	33.151	39.818	1'51.405	225,9	14:30'30.753
15	38.441	33.310	39.596	1'51.347	224,5	14:32'22.100
16	38.351	33.285	39.712	1'51.348	225,5	14:34'13.448

Race Time 33'58.056

28 F. BRASCHI (1'49.774)

Lap	Seg.1	Seg.2	Seg.3	Lap Time	km/h	Local Time
1		37.015	53.728	2'19.671		14:02'35.063
2	1'02.876	50.900	56.249	2'50.025	129,5	14:05'25.088
3	55.865	56.431	1'00.283	2'52.579	180,0	14:08'17.667
4	1'11.610	1'13.255	1'11.278	3'36.143	121,6	14:11'53.810
5	38.856	33.679	39.494	1'52.029	225,5	14:13'45.839
6	37.859	32.860	39.452	1'50.171	226,4	14:15'36.010
7	38.373	32.696	39.379	1'50.448	228,8	14:17'26.458
8	38.158	32.735	39.192	1'50.085	230,8	14:19'16.543

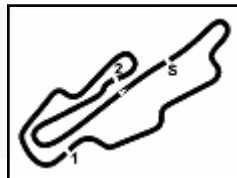
09/10/2021

P = Pits In/Out - C = Lap Time Cancelled



Powered by FICr PERUGIA TIMING





ACI Racing Weekend Mugello, 09-10 Ottobre 2021  
Italian F4 Championship by Abarth - Chronological Analysis Race 1

Aut.Int. Mugello 5.245 m

Start at 14:00'15.392

3 / 5

9	37.767	32.497	39.510	1'49.774	230,3	14:21'06.317	13	38.628	33.201	39.422	1'51.251	232,3	14:28'38.669
10	37.830	32.801	39.310	1'49.941	228,3	14:22'56.258	14	37.967	33.048	39.405	1'50.420	229,8	14:30'29.089
11	37.866	32.769	39.484	1'50.119	226,9	14:24'46.377	15	37.984	33.263	39.518	1'50.765	226,4	14:32'19.854
12	38.015	32.695	39.382	1'50.092	225,0	14:26'36.469	16	38.246	33.948	39.823	1'52.017	225,9	14:34'11.871
13	38.096	32.461	39.536	1'50.093	226,4	14:28'26.562							Race Time 33'56.479
14	37.912	32.693	39.357	1'49.962	224,1	14:30'16.524							
15	38.056	32.878	39.470	1'50.404	224,5	14:32'06.928							
16	38.354	32.976	39.543	1'50.873		14:33'57.801							

Race Time 33'42.409

35 N. BAPTISTE (1'50.576)

Lap	Seg.1	Seg.2	Seg.3	Lap Time	km/h	Local Time
1		42.100	54.617	2'28.365		14:02'43.757
2	1'01.902	53.636	54.491	2'50.029	163,1	14:05'33.786
3	55.051	56.942	57.839	2'49.832	173,6	14:08'23.618
4	1'13.266	1'11.193	1'09.726	3'34.185	110,4	14:11'57.803
5	39.217	33.610	39.619	1'52.446	226,9	14:13'50.249
6	38.372	33.527	39.891	1'51.790	228,8	14:15'42.039
7	38.309	32.708	39.578	1'50.595	227,4	14:17'32.634
8	38.254	33.025	39.521	1'50.800	227,8	14:19'23.434
9	38.109	33.196	39.756	1'51.061	227,4	14:21'14.495
10	38.570	32.715	39.427	1'50.712	221,8	14:23'05.207
11	38.180	32.832	39.564	1'50.576	223,6	14:24'55.783
12	38.467	32.872	39.601	1'50.940	222,7	14:26'46.723
13	39.049	32.997	39.793	1'51.839	223,1	14:28'38.562
14	38.569	33.180	39.761	1'51.510	223,6	14:30'30.072
15	38.422	33.275	39.804	1'51.501	223,6	14:32'21.573
16	38.527	33.230	39.718	1'51.475	221,8	14:34'13.048

Race Time 33'57.656

37 K. SZTUKA (1'50.135)

Lap	Seg.1	Seg.2	Seg.3	Lap Time	km/h	Local Time
1		40.264	54.420	2'25.007		14:02'40.399
2	1'02.841	52.989	53.937	2'49.767	184,6	14:05'30.166
3	55.485	57.004	58.770	2'51.259	176,5	14:08'21.425
4	1'12.704	1'11.955	1'10.057	3'34.716	125,1	14:11'56.141
5	38.776	33.369	39.670	1'51.815	226,4	14:13'47.956
6	38.071	32.705	39.402	1'50.178	229,8	14:15'38.134
7	37.903	32.759	39.473	1'50.135	226,4	14:17'28.269
8	37.989	32.863	39.476	1'50.328	227,8	14:19'18.597
9	38.048	32.818	39.474	1'50.340	228,3	14:21'08.937
10	37.991	32.665	40.268	1'50.924	225,9	14:22'59.861
11	38.341	32.521	39.596	1'50.458	223,6	14:24'50.319
12	38.187	32.678	39.417	1'50.282	223,1	14:26'40.601
13	38.112	32.633	39.599	1'50.344	225,5	14:28'30.945
14	38.146	32.886	39.553	1'50.585	224,1	14:30'21.530
15	38.503	33.103	39.758	1'51.364	227,4	14:32'12.894
16	38.253	33.157	39.607	1'51.017	224,5	14:34'03.911

Race Time 33'48.519

41 J. RIED (1'50.146)

Lap	Seg.1	Seg.2	Seg.3	Lap Time	km/h	Local Time
1		42.730	54.630	2'29.048		14:02'44.440
2	1'02.025	53.374	54.712	2'50.111	159,3	14:05'34.551
3	54.962	56.999	57.681	2'49.642	180,0	14:08'24.193
4	1'13.380	1'11.188	1'09.525	3'34.093	105,3	14:11'58.286
5	39.210	33.741	42.267	1'55.218	229,8	14:13'53.504
6	38.319	33.224	39.421	1'50.964	231,3	14:15'44.468
7	37.842	33.117	39.613	1'50.572	225,9	14:17'35.040
8	37.903	32.940	39.437	1'50.280	226,9	14:19'25.320
9	37.849	32.893	39.404	1'50.146	227,8	14:21'15.466
10	38.341	33.229	39.386	1'50.956	229,3	14:23'06.422
11	37.900	33.185	39.440	1'50.525	229,8	14:24'56.947
12	37.997	33.147	39.327	1'50.471	228,8	14:26'47.418

09/10/2021

P = Pits In/Out - C = Lap Time Cancelled

68 S. RAMOS REYNOSO (1'49.000)

Lap	Seg.1	Seg.2	Seg.3	Lap Time	km/h	Local Time
1		36.439	52.726	2'17.068		14:02'32.460
2	1'03.322	51.133	56.596	2'51.051	114,5	14:05'23.511
3	55.041	56.292	1'01.320	2'52.653	175,6	14:08'16.164
4	1'10.930	1'13.156	1'12.230	3'36.316	123,4	14:11'52.480
5	38.645	33.233	39.648	1'51.526	227,8	14:13'44.006
6	38.019	33.573	39.363	1'50.955	226,9	14:15'34.961
7	37.748	32.470	39.214	1'49.432	227,8	14:17'24.393
8	37.666	32.258	39.208	1'49.132	228,3	14:19'13.525
9	37.464	32.220	39.316	1'49.000	227,4	14:21'02.525
10	37.637	32.441	39.357	1'49.435	226,9	14:22'51.960
11	37.561	32.336	39.504	1'49.401	226,4	14:24'41.361
12	38.650	33.718	39.927	1'52.295	227,8	14:26'33.656
13	37.949	32.755	39.728	1'50.432	227,4	14:28'24.088
14	37.850	32.419	39.596	1'49.865	225,5	14:30'13.953
15	37.890	32.609	39.500	1'49.999	225,0	14:32'03.952
16	37.901	32.848	39.539	1'50.288	224,1	14:33'54.240

Race Time 33'38.848

70 T. TRAMNITZ (1'48.748)

Lap	Seg.1	Seg.2	Seg.3	Lap Time	km/h	Local Time
1		35.706	51.096	2'14.352		14:02'29.744
2	1'03.630	51.765	55.475	2'50.870	113,0	14:05'20.614
3	55.900	55.889	1'02.216	2'54.005	187,8	14:08'14.619
4	1'10.517	1'13.778	1'12.691	3'36.986	104,0	14:11'51.605
5	38.684	33.102	39.407	1'51.193	225,0	14:13'42.798
6	38.664	33.566	39.331	1'51.561	225,9	14:15'34.359
7	37.713	32.292	39.299	1'49.304	226,4	14:17'23.663
8	37.455	32.170	39.123	1'48.748	225,9	14:19'12.411
9	37.489	32.380	39.374	1'49.243	227,8	14:21'01.654
10	37.572	32.246	39.264	1'49.082	224,5	14:22'50.736
11	37.574	32.625	39.600	1'49.799	225,5	14:24'40.535
12	39.345	33.730	39.679	1'52.754	225,9	14:26'33.289
13	37.998	32.628	39.548	1'50.174	224,5	14:28'23.463
14	37.597	32.377	39.545	1'49.519	223,6	14:30'12.982
15	37.942	32.603	39.532	1'50.077	224,1	14:32'03.059
16	38.075	32.503	39.598	1'50.176	222,7	14:33'53.235

Race Time 33'37.843

72 L. FORNAROLI (1'48.847)

Lap	Seg.1	Seg.2	Seg.3	Lap Time	km/h	Local Time
1		37.047	1'44.693	3'08.413P		14:03'23.805
2	46.152	33.594	54.015	2'13.761P	155,4	14:05'37.566
3	55.269	57.102	57.137	2'49.508	152,1	14:08'27.074
4	1'14.046	1'11.214	1'07.017	3'32.277	116,3	14:11'59.351
5	38.683	33.511	39.482	1'51.676	227,8	14:13'51.027
6	37.771	33.506	39.216	1'50.493	225,0	14:15'41.520
7	38.328	32.665	39.653	1'50.646	228,8	14:17'32.166
8	38.025	32.734	39.475	1'50.234	227,4	14:19'22.400
9	37.579	31.953	39.315	1'48.847	222,7	14:21'11.247

Race Time 20'55.855

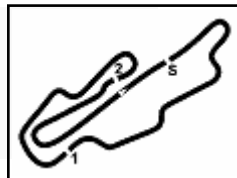
73 P. ARMANNI (1'50.050)

Lap	Seg.1	Seg.2	Seg.3	Lap Time	km/h	Local Time
1		41.833	54.248	2'27.176		14:02'42.568
2	1'02.661	53.441	54.429	2'50.531	160,2	14:05'33.099
3	55.212	56.932	57.824	2'49.968	179,4	14:08'23.067



Powered by FICr PERUGIA TIMING





ACI Racing Weekend Mugello, 09-10 Ottobre 2021  
Italian F4 Championship by Abarth - Chronological Analysis Race 1

Aut.Int. Mugello 5.245 m

Start at 14:00'15.392

4 / 5

4	1'13.205	1'11.311	1'09.852	3'34.368	115,4	14:11'57.435	8	38.099	32.553	39.742	1'50.394	230,3	14:19'17.868
5	38.939	33.784	39.752	1'52.475	225,0	14:13'49.910	9	37.868	32.524	39.425	1'49.817	<b>231,3</b>	14:21'07.685
6	38.427	33.332	39.489	1'51.248	228,8	14:15'41.158	10	37.945	32.476	39.336	1'49.757	226,4	14:22'57.442
7	38.382	32.786	<b>39.414</b>	1'50.582	229,3	14:17'31.740	11	<b>37.717</b>	32.788	39.652	1'50.157	227,8	14:24'47.599
8	38.804	32.826	39.616	1'51.246	229,3	14:19'22.986	12	38.421	33.166	39.556	1'51.143	230,3	14:26'38.742
9	37.944	33.052	39.546	1'50.542	<b>229,8</b>	14:21'13.528	13	38.280	32.567	39.655	1'50.502	227,4	14:28'29.244
10	<b>37.845</b>	<b>32.699</b>	39.506	<b>1'50.050</b>	226,9	14:23'03.578	14	38.377	33.261	39.466	1'51.104	229,8	14:30'20.348
11	38.018	32.780	39.426	1'50.224	228,8	14:24'53.802	15	38.055	33.125	40.087	1'51.267	229,3	14:32'11.615
12	38.170	33.082	39.695	1'50.947	228,3	14:26'44.749	16	39.038	33.076	39.763	1'51.877	223,1	14:34'03.492
13	37.870	32.934	39.573	1'50.377	225,5	14:28'35.126							Race Time 33'48.100
14	38.524	33.226	39.690	1'51.440	227,8	14:30'26.566							
15	38.253	32.888	39.741	1'50.882	226,4	14:32'17.448							
16	38.403	35.882	40.328	1'54.613	228,3	14:34'12.061							

Race Time 33'56.669

77 P. PERINO (1'50.259)						
Lap	Seg.1	Seg.2	Seg.3	Lap Time	km/h	Local Time
1		43.645	54.433	2'30.034		14:02'45.426
2	1'02.582	52.936	54.277	2'49.795	158,4	14:05'35.221
3	55.926	56.935	56.858	2'49.719	161,0	14:08'24.940
4	1'14.592	1'11.103	1'08.052	3'33.747	108,0	14:11'58.687
5	39.082	34.243	39.973	1'53.298	226,9	14:13'51.985
6	38.126	33.070	39.434	1'50.630	225,9	14:15'42.615
7	38.077	32.831	<b>39.409</b>	1'50.317	229,3	14:17'32.932
8	38.226	33.173	39.533	1'50.932	<b>232,3</b>	14:19'23.864
9	37.986	33.209	39.496	1'50.691	230,8	14:21'14.555
10	38.827	32.911	39.507	1'51.245	225,0	14:23'05.800
11	38.030	32.942	39.471	1'50.443	228,8	14:24'56.243
12	38.390	32.765	39.704	1'50.859	229,8	14:26'47.102
13	38.183	<b>32.628</b>	39.532	1'50.343	230,8	14:28'37.445
14	37.941	32.695	39.623	<b>1'50.259</b>	225,0	14:30'27.704
15	<b>37.801</b>	33.021	39.509	1'50.331	225,9	14:32'18.035
16	38.084	33.237	39.839	1'51.160	227,8	14:34'09.193

Race Time 33'53.803

83 M. WEUG (1'50.122)						
Lap	Seg.1	Seg.2	Seg.3	Lap Time	km/h	Local Time
1		40.378	54.355	2'25.259		14:02'40.651
2	1'03.125	53.183	53.562	2'49.870	181,2	14:05'30.521
3	55.670	56.794	58.690	2'51.154	178,5	14:08'21.675
4	1'12.813	1'12.112	1'10.035	3'34.960	118,0	14:11'56.635
5	39.346	33.763	39.887	1'52.996	223,1	14:13'49.631
6	38.338	33.174	39.676	1'51.188	222,7	14:15'40.819
7	38.375	32.573	39.638	1'50.586	223,1	14:17'31.405
8	38.487	32.755	40.021	1'51.263	222,2	14:19'22.668
9	38.018	32.787	39.558	1'50.363	<b>226,9</b>	14:21'13.031
10	<b>37.973</b>	32.603	<b>39.546</b>	<b>1'50.122</b>	222,2	14:23'03.153
11	38.173	<b>32.488</b>	39.559	1'50.220	222,7	14:24'53.373
12	38.302	32.688	39.576	1'50.566	221,8	14:26'43.939
13	38.234	32.757	39.817	1'50.808	223,6	14:28'34.747
14	38.627	32.728	39.701	1'51.056	221,3	14:30'25.803
15	38.326	33.060	39.848	1'51.234	223,6	14:32'17.037
16	38.519	33.465	40.070	1'52.054	224,1	14:34'09.091

Race Time 33'53.699

84 F. SIMONAZZI (1'49.687)						
Lap	Seg.1	Seg.2	Seg.3	Lap Time	km/h	Local Time
1		37.567	54.734	2'21.368		14:02'36.760
2	1'02.284	51.215	56.716	2'50.215	160,0	14:05'26.975
3	55.880	56.110	1'00.272	2'52.262	163,1	14:08'19.237
4	1'11.629	1'12.682	1'11.237	3'35.548	111,9	14:11'54.785
5	39.297	33.325	39.805	1'52.427	223,6	14:13'47.212
6	38.069	<b>32.307</b>	<b>39.311</b>	<b>1'49.687</b>	224,1	14:15'36.899
7	38.525	32.658	39.392	1'50.575	230,8	14:17'27.474

86 B. VALINT (1'49.697)						
Lap	Seg.1	Seg.2	Seg.3	Lap Time	km/h	Local Time
1		37.269	54.429	2'20.868		14:02'36.260
2	1'02.432	50.975	56.626	2'50.033	155,8	14:05'26.293
3	56.048	56.250	59.957	2'52.255	162,2	14:08'18.548
4	1'11.583	1'12.949	1'11.189	3'35.721	114,4	14:11'54.269
5	38.695	33.629	39.598	1'51.922	225,5	14:13'46.191
6	38.024	32.634	39.534	1'50.192	228,3	14:15'36.383
7	38.732	32.705	39.440	1'50.877	228,8	14:17'27.260
8	38.035	32.686	39.793	1'50.514	228,3	14:19'17.774
9	38.202	32.707	39.369	1'50.278	226,9	14:21'08.052
10	37.937	<b>32.526</b>	<b>39.234</b>	<b>1'49.697</b>	228,3	14:22'57.749
11	<b>37.811</b>	32.856	39.377	1'50.044	230,3	14:24'47.793
12	38.478	33.119	39.436	1'51.033	<b>230,8</b>	14:26'38.826
13	38.411	32.652	39.258	1'50.321	225,9	14:28'29.147
14	38.126	33.205	39.769	1'51.100	228,3	14:30'20.247
15	38.486	33.112	39.785	1'51.383	225,0	14:32'11.630
16	38.573	33.182	39.804	1'51.559	223,1	14:34'03.189

Race Time 33'47.797

87 O. BEARMAN (1'48.755)						
Lap	Seg.1	Seg.2	Seg.3	Lap Time	km/h	Local Time
1		35.638	50.910	2'13.902		14:02'29.294
2	1'03.426	51.749	55.674	2'50.849	113,6	14:05'20.143
3	55.747	55.822	1'02.465	2'54.034	187,5	14:08'14.177
4	1'10.260	1'14.027	1'12.797	3'37.084	117,1	14:11'51.261
5	38.757	32.965	39.307	1'51.029	222,2	14:13'42.290
6	38.608	32.562	39.251	1'50.421	224,1	14:15'32.711
7	<b>37.546</b>	<b>32.099</b>	39.223	1'48.868	222,2	14:17'21.579
8	37.557	32.125	<b>39.073</b>	<b>1'48.755</b>	222,2	14:19'10.334
9	37.701	32.198	39.190	1'49.089	223,1	14:20'59.423
10	38.165	32.298	39.149	1'49.612	220,9	14:22'49.035
11	37.781	32.167	39.342	1'49.290	<b>225,0</b>	14:24'38.325
12	38.462	32.809	39.528	1'50.799	223,1	14:26'29.124
13	37.803	32.699	39.611	1'50.113	222,7	14:28'19.237
14	37.816	32.579	39.608	1'50.003	221,8	14:30'09.240
15	37.951	32.995	39.594	1'50.540	220,9	14:31'59.780
16	38.046	33.096	39.823	1'50.965	220,4	14:33'50.745

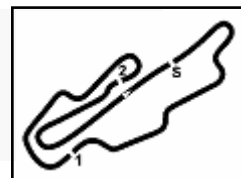
Race Time 33'35.353

99 K. ANTONELLI (1'49.470)						
Lap	Seg.1	Seg.2	Seg.3	Lap Time	km/h	Local Time
1		36.707	52.822	2'17.677		14:02'33.069
2	1'03.232	51.079	56.450	2'50.761	122,0	14:05'23.830
3	55.405	56.233	1'01.010	2'52.648	172,5	14:08'16.478
4	1'11.086	1'13.528	1'11.712	3'36.326	123,9	14:11'52.804
5	39.005	33.570	39.533	1'52.108	228,8	14:13'44.912
6	37.805	33.340	39.410	1'50.555	227,4	14:15'35.467
7	38.296	32.730	39.507	1'50.533	<b>230,3</b>	14:17'26.000
8	37.924	<b>32.427</b>	<b>39.323</b>	1'49.674	225,0	14:19'15.674
9	<b>37.623</b>	32.503	39.344	<b>1'49.470</b>	225,9	14:21'05.144
10	37.761	32.502	39.334	1'49.597	225,0	14:22'54.741
11	37.876	32.672	39.669	1'50.217	225,0	14:24'44.958

09/10/2021

P = Pits In/Out - C = Lap Time Cancelled





Aut.Int. Mugello 5.245 m

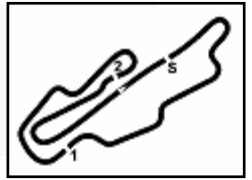
# ACI Racing Weekend Mugello, 09-10 Ottobre 2021

## Italian F4 Championship by Abarth - Chronological Analysis Race 1

Start at 14:00'15.392

12	37.967	32.561	39.380	1'49.908	224,1	14:26'34.866
13	37.919	32.580	39.526	1'50.025	225,9	14:28'24.891
14	38.054	32.983	39.594	1'50.631	227,4	14:30'15.522
15	37.964	32.777	39.560	1'50.301	227,4	14:32'05.823
16	38.250	32.802	39.512	1'50.564	228,8	14:33'56.387
						Race Time 33'40.995

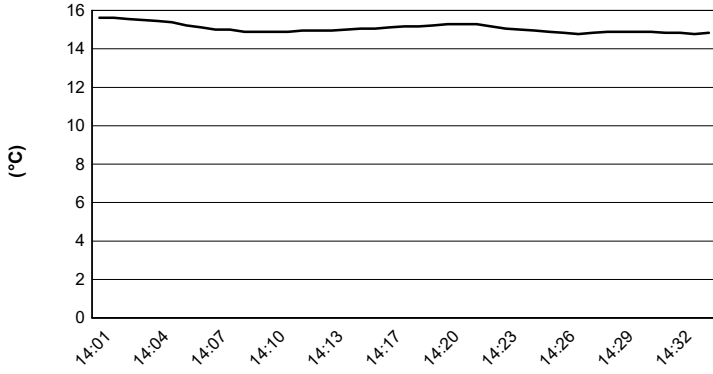




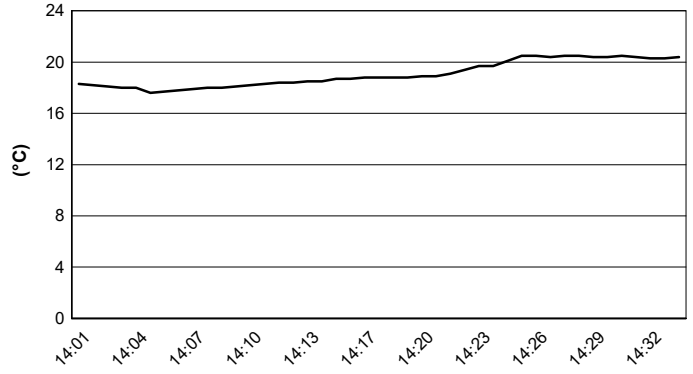
Aut.Int. Mugello 5.245 m

**ACI Racing Weekend Mugello, 09-10 Ottobre 2021**  
**Italian F4 Championship by Abarth - Weather Report Race 1**  
Session started 14:01 - Session ended 14:34


**Air Temperature**



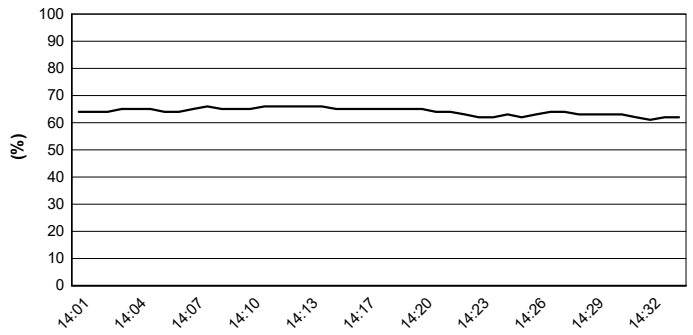
**Track Temperature**



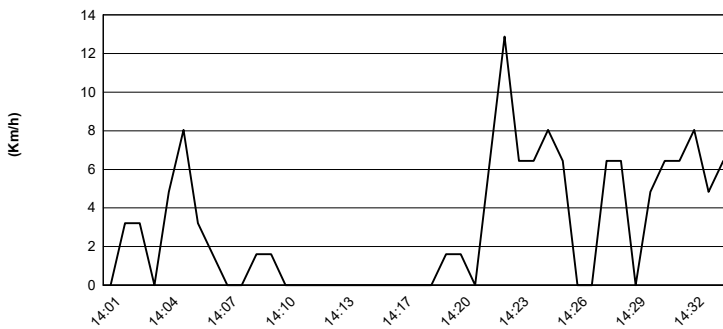
**Air Pressure**



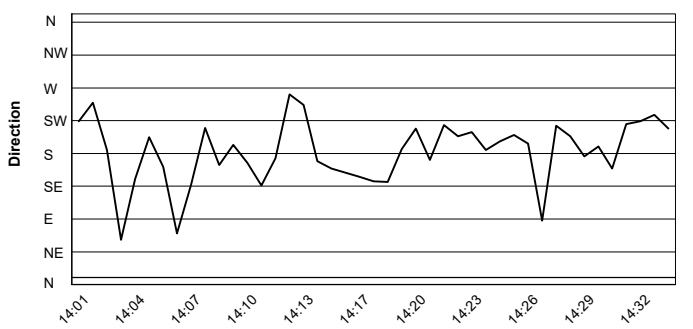
**Humidity**



**Wind Speed**

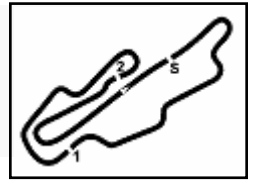


**Wind Direction**



09/10/2021





ACI Racing Weekend Mugello, 09-10 Ottobre 2021

Italian F4 Championship by Abarth - Starting Grid Race 1 (Duration: 30' +1 Lap)

15	27	<b>GARCIARCE DAVILA</b> Tatuus F4 T0	1'50.183	77	<b>PERINO P.</b> Tatuus F4 T0	1'50.162
14	41	<b>RIED J.</b> Tatuus F4 T0	1'49.831	35	<b>BAPTISTE N.</b> Tatuus F4 T0	1'49.703
13	25	<b>BEN S.</b> Tatuus F4 T0	1'49.605	73	<b>ARMANNI P.</b> Tatuus F4 T0	1'49.596
12	83	<b>WEUG M.</b> Tatuus F4 T0	1'49.454	19	<b>GRAY O.</b> Tatuus F4 T0	1'49.409
11	17	<b>BIZZOTTO L.</b> Tatuus F4 T0	1'49.067	37	<b>SZTUKA K.</b> Tatuus F4 T0	1'48.872
10	12	<b>PATRESE L.</b> Tatuus F4 T0	1'48.865	88	<b>AL QUBAISI H.</b> Tatuus F4 T0	1'48.861
9	84	<b>SIMONAZZI F.</b> Tatuus F4 T0	1'48.841	23	<b>ZUNIGA E.</b> Tatuus F4 T0	1'48.793
8	86	<b>VALINT B.</b> Tatuus F4 T0	1'48.770	20	<b>LAURSEN C.</b> Tatuus F4 T0	1'48.732
7	11	<b>REVESZ L.</b> Tatuus F4 T0	1'48.730	24	<b>WISNICKI P.</b> Tatuus F4 T0	1'48.529
6	28	<b>BRASCHI F.</b> Tatuus F4 T0	1'48.409	99	<b>ANTONELLI K.</b> Tatuus F4 T0	1'48.386
5	68	<b>RAMOS REYNOSO S.</b> Tatuus F4 T0	1'48.310	15	<b>BEDRIN N.</b> Tatuus F4 T0	1'48.106
4	7	<b>SMAL K.</b> Tatuus F4 T0	1'48.012	70	<b>TRAMNITZ T.</b> Tatuus F4 T0	1'48.011
3	6	<b>MONTOYA S.</b> Tatuus F4 T0	1'47.841	10	<b>DÜRKSEN J.</b> Tatuus F4 T0	1'47.981
2	87	<b>BEARMAN O.</b> Tatuus F4 T0	1'47.981	72	<b>FORNAROLI L.</b> Tatuus F4 T0	1'47.834
1	13	<b>DUFEK J.</b> Tatuus F4 T0	1'47.690			

The driver n.6 (Montoya S.) drop 2 positions for Red Bull Ring Stewards decision

09/10/2021 Chairman of the Jury .....

