

# ACI Racing Weekend Mugello, 09-10 Ottobre 2021

## Italian F4 Championship by Abarth - Result Race 3

Laps 18 = 94,410 km - Avg 170,975 km/h - Race Time 33'07.874

No.	Driver	Nat	Entrant	Team	Car	Class	Laps	Time	Gap	Rel.	Fastest Lap	
1	<b>10 DÜRKSEN</b> Joshua	PRY	Muecke Motorsport	Muecke Motorsport	Tatuus F4 T014 Abarth		18	33'07.874		4	1'49.383	
2	<b>72 FORNAROLI</b> Leonardo	ITA	Iron Lynx	Iron Lynx	Tatuus F4 T014 Abarth		18	33'15.079	<b>7.205</b>	<b>7.205</b>	11	<b>1'49.217</b>
3	<b>15 BEDRIN</b> Nikita	RUS	Van Amersfoort Racing	Van Amersfoort Racing	Tatuus F4 T014 Abarth	R	18	33'17.494	<b>9.620</b>	<b>2.415</b>	11	1'49.957
4	<b>7 SMAL</b> Kirill	RUS	Prema Powerteam	Prema Powerteam	Tatuus F4 T014 Abarth		18	33'19.640	<b>11.766</b>	<b>2.146</b>	11	1'49.699
5	<b>68 RAMOS REYNOSO</b> Santiago	MEX	Jenzer Motorsport	Jenzer Motorsport	Tatuus F4 T014 Abarth		18	33'19.733	<b>11.859</b>	<b>0.093</b>	12	1'49.695
6	<b>28 BRASCHI</b> Francesco	ITA	Jenzer Motorsport	Jenzer Motorsport	Tatuus F4 T014 Abarth	R	18	33'20.005	<b>12.131</b>	<b>0.272</b>	12	1'49.810
7	<b>24 WISNICKI</b> Piotr	POL	Jenzer Motorsport	Jenzer Motorsport	Tatuus F4 T014 Abarth		18	33'25.077	<b>17.203</b>	<b>5.072</b>	5	1'49.797
8	<b>23 ZUNIGA</b> Erick	MEX	Muecke Motorsport	Muecke Motorsport	Tatuus F4 T014 Abarth		18	33'25.408	<b>17.534</b>	<b>0.331</b>	14	1'49.916
9	<b>70 TRAMNITZ</b> Tim	DEU	US Racing	US Racing	Tatuus F4 T014 Abarth		18	33'26.718	<b>18.844</b>	<b>1.310</b>	4	1'50.148
10	<b>87 BEARMAN</b> Oliver	GBR	Van Amersfoort Racing	Van Amersfoort Racing	Tatuus F4 T014 Abarth		18	33'29.980	<b>22.106</b>	<b>3.262</b>	4	1'50.055
11	<b>20 LAURSEN</b> Conrad	DNK	Prema Powerteam	Prema Powerteam	Tatuus F4 T014 Abarth	R	18	33'30.958	<b>23.084</b>	<b>0.978</b>	7	1'50.390
12	<b>86 VALINT</b> Bence	HUN	Van Amersfoort Racing	Van Amersfoort Racing	Tatuus F4 T014 Abarth		18	33'31.805	<b>23.931</b>	<b>0.847</b>	9	1'50.430
13	<b>99 ANTONELLI</b> Kimi Andrea	ITA	Prema Powerteam	Prema Powerteam	Tatuus F4 T014 Abarth	R	18	33'32.021	<b>24.147</b>	<b>0.216</b>	5	1'50.204
14	<b>11 REVESZ</b> Levente	HUN	AKM Motorsport	AKM Motorsport	Tatuus F4 T014 Abarth	R	18	33'32.092	<b>24.218</b>	<b>0.071</b>	6	1'49.390
15	<b>84 SIMONAZZI</b> Francesco	ITA	BVM Racing	BVM Racing	Tatuus F4 T014 Abarth		18	33'33.135	<b>25.261</b>	<b>1.043</b>	4	1'50.019
16	<b>17 BIZZOTTO</b> Leonardo	ITA	BVM Racing	BVM Racing	Tatuus F4 T014 Abarth	R	18	33'33.298	<b>25.424</b>	<b>0.163</b>	5	1'50.307
17	<b>88 AL QUBAISI</b> Hamda	UAE	Prema Powerteam	Prema Powerteam	Tatuus F4 T014 Abarth		18	33'34.194	<b>26.320</b>	<b>0.896</b>	9	1'50.022
18	<b>37 SZTUKA</b> Kacper	POL	Iron Lynx	Iron Lynx	Tatuus F4 T014 Abarth	R	18	33'35.065	<b>27.191</b>	<b>0.871</b>	6	1'50.081
19	<b>73 ARMANNI</b> Pietro	ITA	Iron Lynx	Iron Lynx	Tatuus F4 T014 Abarth	R	18	33'36.132	<b>28.258</b>	<b>1.067</b>	8	1'50.392
20	<b>41 RIED</b> Jonas	DEU	Muecke Motorsport	Muecke Motorsport	Tatuus F4 T014 Abarth	R	18	33'36.587	<b>28.713</b>	<b>0.455</b>	7	1'50.010
21	<b>19 GRAY</b> Oliver	GBR	BVM Racing	BVM Racing	Tatuus F4 T014 Abarth	R	18	33'41.620	<b>33.746</b>	<b>5.033</b>	9	1'50.348
22	<b>83 WEUG</b> Maya	NLD	Iron Lynx	Iron Lynx	Tatuus F4 T014 Abarth	R	18	33'42.184	<b>34.310</b>	<b>0.564</b>	9	1'50.358
23	<b>27 GARCJARCE DAVILA</b> Jorge	MEX	Jenzer Motorsport	Jenzer Motorsport	Tatuus F4 T014 Abarth		18	33'42.534	<b>34.660</b>	<b>0.350</b>	7	1'50.418
24	<b>77 PERINO</b> Pedro	POR	US Racing	US Racing	Tatuus F4 T014 Abarth	R	18	33'44.631	<b>36.757</b>	<b>2.097</b>	11	1'50.388
25	<b>35 BAPTISTE</b> Nicolas	COL	Cram Motorsport	Cram Motorsport	Tatuus F4 T014 Abarth	R	18	34'02.201	<b>54.327</b>	<b>17.570</b>	6	1'51.022
26	<b>12 PATRESE</b> Lorenzo	ITA	AKM Motorsport	AKM Motorsport	Tatuus F4 T014 Abarth	R	17	31'57.008	<b>1 Lap</b>	<b>1 Lap</b>	6	1'50.351
27	<b>25 BEN</b> Samir	CHE	Jenzer Motorsport	Jenzer Motorsport	Tatuus F4 T014 Abarth	R	17	33'53.509	<b>1 Lap</b>	<b>1'56.501</b>	3	1'50.928
28	<b>6 MONTOYA</b> Sebastian	COL	Prema Powerteam	Prema Powerteam	Tatuus F4 T014 Abarth		15	33'46.500	<b>3 Laps</b>	<b>2 Laps</b>	4	1'50.217
----- Not Classified -----												
RET	<b>13 DUFEK</b> Joshua	CHE	Van Amersfoort Racing	Van Amersfoort Racing	Tatuus F4 T014 Abarth		9	16'41.842	<b>9 Laps</b>		2	1'50.204

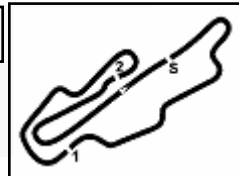
Starting: 29    Classified: 28    Not Classified: 0    Retired: 1    Not Started: 0  
 Fastest Lap N. 11    No. 72 Leonardo Fornaroli    Time 1'49.217    Avg. 172,885 Km/h

Humidity:	51%	AIR	13°C
Condition:	DRY	Track	17°C

Clerk of the Course : Antonio Canu

Race Director : Alessandro Ferrari

10/10/2021    Start 15:44    End 16:18



# ACI Racing Weekend Mugello, 09-10 Ottobre 2021

## Italian F4 Championship by Abarth - Result by Class Race 3

### Rookie

Laps 18 = 94,410 km - Avg 170,151 km/h - Race Time 33'17.494

No.	Driver	Nat	Entrant	Team	Car	Laps	Time	Gap	Rel.	Fastest Lap
1	<b>15 BEDRIN</b> Nikita	RUS	Van Amersfoort Racing	Van Amersfoort Racing	Tatuus F4 T014 Abarth	18	33'17.494			11 1'49.957
2	<b>28 BRASCHI</b> Francesco	ITA	Jenzer Motorsport	Jenzer Motorsport	Tatuus F4 T014 Abarth	18	33'20.005	<b>2.511</b>	<b>2.511</b>	12 1'49.810
3	<b>20 LAURSEN</b> Conrad	DNK	Prema Powerteam	Prema Powerteam	Tatuus F4 T014 Abarth	18	33'30.958	<b>13.464</b>	<b>10.953</b>	7 1'50.390
4	<b>99 ANTONELLI</b> Kimi Andrea	ITA	Prema Powerteam	Prema Powerteam	Tatuus F4 T014 Abarth	18	33'32.021	<b>14.527</b>	<b>1.063</b>	5 1'50.204
5	<b>11 REVESZ</b> Levente	HUN	AKM Motorsport	AKM Motorsport	Tatuus F4 T014 Abarth	18	33'32.092	<b>14.598</b>	<b>0.071</b>	6 <b>1'49.390</b>
6	<b>17 BIZZOTTO</b> Leonardo	ITA	BVM Racing	BVM Racing	Tatuus F4 T014 Abarth	18	33'33.298	<b>15.804</b>	<b>1.206</b>	5 1'50.307
7	<b>37 SZTUKA</b> Kacper	POL	Iron Lynx	Iron Lynx	Tatuus F4 T014 Abarth	18	33'35.065	<b>17.571</b>	<b>1.767</b>	6 1'50.081
8	<b>73 ARMANNI</b> Pietro	ITA	Iron Lynx	Iron Lynx	Tatuus F4 T014 Abarth	18	33'36.132	<b>18.638</b>	<b>1.067</b>	8 1'50.392
9	<b>41 RIED</b> Jonas	DEU	Muecke Motorsport	Muecke Motorsport	Tatuus F4 T014 Abarth	18	33'36.587	<b>19.093</b>	<b>0.455</b>	7 1'50.010
10	<b>19 GRAY</b> Oliver	GBR	BVM Racing	BVM Racing	Tatuus F4 T014 Abarth	18	33'41.620	<b>24.126</b>	<b>5.033</b>	9 1'50.348
11	<b>83 WEUG</b> Maya	NLD	Iron Lynx	Iron Lynx	Tatuus F4 T014 Abarth	18	33'42.184	<b>24.690</b>	<b>0.564</b>	9 1'50.358
12	<b>77 PERINO</b> Pedro	POR	US Racing	US Racing	Tatuus F4 T014 Abarth	18	33'44.631	<b>27.137</b>	<b>2.447</b>	11 1'50.388
13	<b>35 BAPTISTE</b> Nicolas	COL	Cram Motorsport	Cram Motorsport	Tatuus F4 T014 Abarth	18	34'02.201	<b>44.707</b>	<b>17.570</b>	6 1'51.022
14	<b>12 PATRESE</b> Lorenzo	ITA	AKM Motorsport	AKM Motorsport	Tatuus F4 T014 Abarth	17	31'57.008	<b>1 Lap</b>	<b>1 Lap</b>	6 1'50.351
15	<b>25 BEN</b> Samir	CHE	Jenzer Motorsport	Jenzer Motorsport	Tatuus F4 T014 Abarth	17	33'53.509	<b>1 Lap</b>	<b>1'56.501</b>	3 1'50.928

Starting: 15 Classified: 15 Not Classified: 0 Retired: 0 Not Started: 0  
 Fastest Lap N. 6 No. 11 Levente Revesz Time 1'49.390 Avg. 172,612 Km/h

Humidity:	51%	AIR	13°C
Condition:	DRY	Track	17°C

Clerk of the Course : Antonio Canu

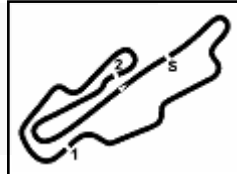
Race Director : Alessandro Ferrari

10/10/2021 Start 15:44 End 16:18



Powered by FICr PERUGIA TIMING





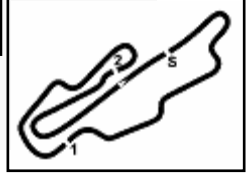
Aut.Int. Mugello 5.245 m

ACI Racing Weekend Mugello, 09-10 Ottobre 2021  
Italian F4 Championship by Abarth - Lap Chart Race 3

	Lap																	
	1	2	3	4	5	6	7	8	9	10	11	12	13	14	15	16	17	18
1	13	13	13	10	10	10	10	10	10	10	10	10	10	10	10	10	10	10
2	10	10	10	13	13	13	13	13	13	72	72	72	72	72	72	72	72	72
3	72	72	72	72	72	72	72	6	6	7	7	7	7	7	7	15	15	15
4	6	6	6	6	6	6	6	72	72	15	15	15	15	15	15	7	7	7
5	7	7	7	7	7	7	7	7	7	68	68	68	68	68	68	68	68	68
6	15	15	15	15	15	15	15	15	15	28	28	28	28	28	28	28	28	28
7	87	87	87	87	87	87	87	68	68	68	87	87	70	70	70	24	24	24
8	70	70	70	70	68	68	87	87	28	70	70	24	24	24	24	70	23	23
9	68	68	68	68	70	70	70	70	87	24	24	87	87	23	23	23	70	70
10	24	24	24	24	24	24	28	28	70	20	20	20	23	87	87	87	87	87
11	20	20	20	28	28	28	24	24	24	23	23	23	20	20	20	20	20	20
12	28	28	28	20	20	20	20	20	20	86	86	86	86	86	86	86	86	86
13	88	86	86	86	86	86	86	23	23	84	84	84	99	99	99	99	99	99
14	86	88	23	23	23	23	23	86	86	88	88	99	84	84	84	84	84	11
15	99	23	88	88	88	88	88	84	84	99	99	88	17	17	17	11	11	84
16	23	99	99	84	84	84	84	88	88	37	17	17	88	88	88	17	17	17
17	37	84	84	99	99	99	99	99	17	37	37	11	11	11	88	88	88	88
18	84	37	37	37	37	37	37	37	37	11	11	11	37	37	37	37	37	37
19	17	17	17	17	17	17	17	17	17	73	73	73	73	73	73	73	73	73
20	73	73	73	73	73	73	11	11	11	12	12	12	12	41	41	41	41	41
21	83	83	12	12	11	11	73	73	73	83	83	83	41	83	83	19	19	19
22	25	12	83	25	12	12	12	12	12	27	27	41	83	12	19	83	83	83
23	12	25	25	11	83	83	83	83	83	41	41	27	27	27	12	27	27	27
24	11	11	11	83	27	27	27	27	27	19	19	19	19	19	27	12	77	77
25	19	41	19	19	19	19	41	41	41	77	77	77	77	77	77	12	35	35
26	41	19	41	27	41	41	19	19	19	35	35	35	35	35	35	35	35	35
27	27	27	27	41	77	77	77	77	77	25	25	25	25	25	25	25	25	25
28	77	77	77	77	35	35	35	35	35	6	6	6	6	6	6			
29	35	35	35	35	25	25	25	25	25									

Final Result		
1	10 DÜRKSEN J.	Laps 18
2	72 FORNAROLI L.	7.205
3	15 BEDRIN N.	9.620
4	7 SMAL K.	11.766
5	68 RAMOS REYNOSO S	11.859
6	28 BRASCHI F.	12.131
7	24 WISNICKI P.	17.203
8	23 ZUNIGA E.	17.534
9	70 TRAMNITZ T.	18.844
10	87 BEARMAN O.	22.106
11	20 LAURSEN C.	23.084
12	86 VALINT B.	23.931
13	99 ANTONELLI K.	24.147
14	11 REVESZ L.	24.218
15	84 SIMONAZZI F.	25.261
16	17 BIZZOTTO L.	25.424
17	88 AL QUBAISLI H.	26.320
18	37 SZTUKA K.	27.191
19	73 ARMANNI P.	28.258
20	41 RIED J.	28.713
21	19 GRAY O.	33.746
22	83 WEUG M.	34.310
23	27 GARCJARCE DAVILA	34.660
24	77 PERINO P.	36.757
25	35 BAPTISTE N.	54.327
26	12 PATRESE L.	1 Lap
27	25 BEN S.	1 Lap
28	6 MONTOYA S.	3 Laps
RET	13 DUFEK J.	9 Laps





ACI Racing Weekend Mugello, 09-10 Ottobre 2021  
Italian F4 Championship by Abarth - Best Sectors & Speed Race 3

Aut.Int. Mugello 5.245 m

RESULTS

1	10 DÜRKSEN Joshua	Tatuus F4 T014 Abarth	Laps 18
2	72 FORNAROLI Leonardo	Tatuus F4 T014 Abarth	7.205
3	15 BEDRIN Nikita	Tatuus F4 T014 Abarth	9.620
4	7 SMAL Kirill	Tatuus F4 T014 Abarth	11.766
5	68 RAMOS REYNOSO Santiago	Tatuus F4 T014 Abarth	11.859
6	28 BRASCHI Francesco	Tatuus F4 T014 Abarth	12.131
7	24 WISNICKI Piotr	Tatuus F4 T014 Abarth	17.203
8	23 ZUNIGA Erick	Tatuus F4 T014 Abarth	17.534
9	70 TRAMNITZ Tim	Tatuus F4 T014 Abarth	18.844
10	87 BEARMAN Oliver	Tatuus F4 T014 Abarth	22.106
11	20 LAURSEN Conrad	Tatuus F4 T014 Abarth	23.084
12	86 VALINT Bence	Tatuus F4 T014 Abarth	23.931
13	99 ANTONELLI Kimi Andrea	Tatuus F4 T014 Abarth	24.147
14	11 REVESZ Levente	Tatuus F4 T014 Abarth	24.218
15	84 SIMONAZZI Francesco	Tatuus F4 T014 Abarth	25.261
16	17 BIZZOTTO Leonardo	Tatuus F4 T014 Abarth	25.424
17	88 AL QUBAIS I Hamda	Tatuus F4 T014 Abarth	26.320
18	37 SZTUKA Kacper	Tatuus F4 T014 Abarth	27.191
19	73 ARMANNI Pietro	Tatuus F4 T014 Abarth	28.258
20	41 RIED Jonas	Tatuus F4 T014 Abarth	28.713
21	19 GRAY Oliver	Tatuus F4 T014 Abarth	33.746
22	83 WEUG Maya	Tatuus F4 T014 Abarth	34.310
23	27 GARCJARCE DAVILA Jorge	Tatuus F4 T014 Abarth	34.660
24	77 PERINO Pedro	Tatuus F4 T014 Abarth	36.757
25	35 BAPTISTE Nicolas	Tatuus F4 T014 Abarth	54.327
26	12 PATRESE Lorenzo	Tatuus F4 T014 Abarth	1 Lap
27	25 BEN Samir	Tatuus F4 T014 Abarth	1 Lap
28	6 MONTOYA Sebastian	Tatuus F4 T014 Abarth	3 Laps
RET	13 DUFEK Joshua	Tatuus F4 T014 Abarth	9 Laps

SPEED

1	17 BIZZOTTO Leonardo	Tatuus F4 T014 Abarth	237,9
2	88 AL QUBAIS I Hamda	Tatuus F4 T014 Abarth	236,8
3	12 PATRESE Lorenzo	Tatuus F4 T014 Abarth	234,8
4	77 PERINO Pedro	Tatuus F4 T014 Abarth	234,8
5	68 RAMOS REYNOSO Santiago	Tatuus F4 T014 Abarth	234,8
6	23 ZUNIGA Erick	Tatuus F4 T014 Abarth	234,3
7	84 SIMONAZZI Francesco	Tatuus F4 T014 Abarth	233,8
8	19 GRAY Oliver	Tatuus F4 T014 Abarth	233,3
9	99 ANTONELLI Kimi Andrea	Tatuus F4 T014 Abarth	232,8
10	11 REVESZ Levente	Tatuus F4 T014 Abarth	232,8
11	41 RIED Jonas	Tatuus F4 T014 Abarth	232,3
12	73 ARMANNI Pietro	Tatuus F4 T014 Abarth	231,8
13	15 BEDRIN Nikita	Tatuus F4 T014 Abarth	231,3
14	6 MONTOYA Sebastian	Tatuus F4 T014 Abarth	231,3
15	86 VALINT Bence	Tatuus F4 T014 Abarth	230,8
16	20 LAURSEN Conrad	Tatuus F4 T014 Abarth	230,8
17	28 BRASCHI Francesco	Tatuus F4 T014 Abarth	230,3
18	70 TRAMNITZ Tim	Tatuus F4 T014 Abarth	230,3
19	7 SMAL Kirill	Tatuus F4 T014 Abarth	230,3
20	83 WEUG Maya	Tatuus F4 T014 Abarth	229,8
21	27 GARCJARCE DAVILA Jorge	Tatuus F4 T014 Abarth	229,8
22	25 BEN Samir	Tatuus F4 T014 Abarth	228,8
23	10 DÜRKSEN Joshua	Tatuus F4 T014 Abarth	228,8
24	24 WISNICKI Piotr	Tatuus F4 T014 Abarth	228,3
25	72 FORNAROLI Leonardo	Tatuus F4 T014 Abarth	228,3
26	37 SZTUKA Kacper	Tatuus F4 T014 Abarth	226,9
27	87 BEARMAN Oliver	Tatuus F4 T014 Abarth	226,4
28	13 DUFEK Joshua	Tatuus F4 T014 Abarth	223,1
29	35 BAPTISTE Nicolas	Tatuus F4 T014 Abarth	222,2

SEG. 1

1	68 RAMOS REYNOSO Sa	37.561
2	11 REVESZ Levente	37.582
3	72 FORNAROLI Leonardo	37.668
4	41 RIED Jonas	37.671
5	10 DÜRKSEN Joshua	37.745
6	28 BRASCHI Francesco	37.778
7	7 SMAL Kirill	37.782
8	88 AL QUBAIS I Hamda	37.811
9	15 BEDRIN Nikita	37.813
10	77 PERINO Pedro	37.823
11	84 SIMONAZZI Francesco	37.866
12	23 ZUNIGA Erick	37.867
13	24 WISNICKI Piotr	37.872
14	27 GARCJARCE DAVILA J	37.886
15	19 GRAY Oliver	37.898
16	6 MONTOYA Sebastian	37.913
17	83 WEUG Maya	37.925
18	99 ANTONELLI Kimi Andrea	37.943
19	17 BIZZOTTO Leonardo	37.983
20	73 ARMANNI Pietro	37.983
21	70 TRAMNITZ Tim	37.984
22	37 SZTUKA Kacper	37.990
23	87 BEARMAN Oliver	38.022
24	20 LAURSEN Conrad	38.041
25	12 PATRESE Lorenzo	38.051
26	86 VALINT Bence	38.105
27	13 DUFEK Joshua	38.177
28	25 BEN Samir	38.179
29	35 BAPTISTE Nicolas	38.297

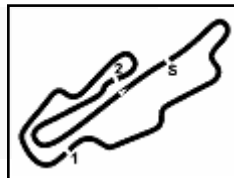
SEG. 2

1	72 FORNAROLI Leonardo	32.085
2	10 DÜRKSEN Joshua	32.353
3	84 SIMONAZZI Francesco	32.433
4	7 SMAL Kirill	32.488
5	24 WISNICKI Piotr	32.501
6	28 BRASCHI Francesco	32.522
7	37 SZTUKA Kacper	32.526
8	11 REVESZ Levente	32.536
9	13 DUFEK Joshua	32.560
10	68 RAMOS REYNOSO Sa	32.562
11	87 BEARMAN Oliver	32.590
12	70 TRAMNITZ Tim	32.613
13	17 BIZZOTTO Leonardo	32.617
14	99 ANTONELLI Kimi Andrea	32.621
15	23 ZUNIGA Erick	32.633
16	15 BEDRIN Nikita	32.646
17	86 VALINT Bence	32.647
18	12 PATRESE Lorenzo	32.684
19	83 WEUG Maya	32.695
20	73 ARMANNI Pietro	32.715
21	6 MONTOYA Sebastian	32.749
22	20 LAURSEN Conrad	32.767
23	35 BAPTISTE Nicolas	32.800
24	88 AL QUBAIS I Hamda	32.810
25	77 PERINO Pedro	32.860
26	41 RIED Jonas	32.869
27	19 GRAY Oliver	32.870
28	27 GARCJARCE DAVILA J	32.925
29	25 BEN Samir	33.175

SEG. 3

1	11 REVESZ Levente	39.171
2	88 AL QUBAIS I Hamda	39.172
3	68 RAMOS REYNOSO Sa	39.218
4	10 DÜRKSEN Joshua	39.238
5	12 PATRESE Lorenzo	39.245
6	15 BEDRIN Nikita	39.250
7	28 BRASCHI Francesco	39.274
8	72 FORNAROLI Leonardo	39.301
9	13 DUFEK Joshua	39.316
10	7 SMAL Kirill	39.318
11	84 SIMONAZZI Francesco	39.336
12	6 MONTOYA Sebastian	39.341
13	41 RIED Jonas	39.352
14	23 ZUNIGA Erick	39.354
15	86 VALINT Bence	39.392
16	20 LAURSEN Conrad	39.395
17	27 GARCJARCE DAVILA J	39.396
18	19 GRAY Oliver	39.396
19	70 TRAMNITZ Tim	39.414
20	24 WISNICKI Piotr	39.424
21	87 BEARMAN Oliver	39.427
22	73 ARMANNI Pietro	39.432
23	99 ANTONELLI Kimi Andrea	39.465
24	77 PERINO Pedro	39.480
25	17 BIZZOTTO Leonardo	39.493
26	37 SZTUKA Kacper	39.546
27	25 BEN Samir	39.574
28	83 WEUG Maya	39.586
29	35 BAPTISTE Nicolas	39.759





ACI Racing Weekend Mugello, 09-10 Ottobre 2021  
Italian F4 Championship by Abarth - Chronological Analysis Race 3

Aut.Int. Mugello 5.245 m

Start at 15:44'04.915

1 / 5

6 S. MONTOYA (1'50.217)							11 L. REVESZ (1'49.390)						
Lap	Seg.1	Seg.2	Seg.3	Lap Time	km/h	Local Time	Lap	Seg.1	Seg.2	Seg.3	Lap Time	km/h	Local Time
1		33.152	39.396	1'58.126		15:46'03.041	1		35.392	39.889	2'05.482		15:46'10.397
2	38.026	<b>32.749</b>	39.588	1'50.363	227,8	15:47'53.404	2	38.411	33.857	40.112	1'52.380	225,5	15:48'02.777
3	<b>37.913</b>	32.923	39.486	1'50.322	225,0	15:49'43.726	3	38.149	33.145	39.474	1'50.768	227,8	15:49'53.545
4	37.964	32.912	<b>39.341</b>	<b>1'50.217</b>	227,4	15:51'33.943	4	40.018	33.556	39.500	1'53.074	230,8	15:51'46.619
5	38.255	32.910	39.507	1'50.672	228,3	15:53'24.615	5	37.956	32.675	39.431	1'50.062	226,4	15:53'36.681
6	38.369	32.869	39.537	1'50.775	228,3	15:55'15.390	6	37.683	<b>32.536</b>	<b>39.171</b>	<b>1'49.390</b>	224,5	15:55'26.071
7	38.115	32.920	39.405	1'50.440	227,8	15:57'05.830	7	<b>37.582</b>	32.752	39.401	1'49.735	227,8	15:57'15.806
8	38.191	33.008	39.525	1'50.724	<b>231,3</b>	15:58'56.554	8	37.897	32.807	39.399	1'50.103	223,1	15:59'05.909
9	38.173	32.934	39.490	1'50.597	226,9	16:00'47.151	9	37.979	32.701	39.385	1'50.065	225,9	16:00'55.974
10	43.078	46.824	5'45.198	7'15.100P	228,3	16:08'02.251	10	38.174	33.077	39.376	1'50.627	229,8	16:02'46.601
11	1'09.243	34.212	40.200	2'23.655P	79,9	16:10'25.906	11	38.408	33.208	39.331	1'50.947	229,3	16:04'37.548
12	38.793	33.307	39.525	1'51.625	219,5	16:12'17.531	12	38.477	33.152	39.688	1'51.317	230,3	16:06'28.865
13	38.375	32.964	39.598	1'50.937	218,2	16:14'08.468	13	38.621	33.549	39.517	1'51.687	<b>232,8</b>	16:08'20.552
14	38.109	33.362	39.563	1'51.034	223,6	16:15'59.502	14	38.710	33.501	39.389	1'51.600	228,3	16:10'12.152
15	38.168	33.802	39.943	1'51.913	221,3	16:17'51.415	15	38.396	33.490	39.391	1'51.277	226,4	16:12'03.429
Race Time 33'46.500							16	38.868	33.255	39.444	1'51.567	225,4	16:13'54.996
							17	38.276	33.275	39.355	1'50.906	226,9	16:15'45.902
							18	38.676	33.215	39.214	1'51.105	230,8	16:17'37.007
							Race Time 33'32.092						

7 K. SMAL (1'49.699)						
Lap	Seg.1	Seg.2	Seg.3	Lap Time	km/h	Local Time
1		33.077	39.334	1'58.525		15:46'03.440
2	37.894	32.854	39.682	1'50.430	228,3	15:47'53.870
3	37.832	32.893	39.582	1'50.307	225,0	15:49'44.177
4	37.942	32.834	39.349	1'50.125	227,8	15:51'34.302
5	38.101	33.027	39.678	1'50.806	228,3	15:53'25.108
6	38.139	33.017	39.419	1'50.575	227,4	15:55'15.683
7	38.166	33.140	<b>39.318</b>	1'50.624	<b>230,3</b>	15:57'06.307
8	38.472	32.986	39.519	1'50.977	228,3	15:58'57.284
9	37.970	33.207	39.646	1'50.823	228,3	16:00'48.107
10	37.995	32.687	39.617	1'50.299	228,3	16:02'38.406
11	37.817	<b>32.488</b>	39.394	<b>1'49.699</b>	224,1	16:04'28.105
12	<b>37.782</b>	32.741	39.407	1'49.930	225,0	16:06'18.035
13	37.848	32.894	39.561	1'50.303	224,1	16:08'08.338
14	38.093	32.867	39.633	1'50.593	222,7	16:09'58.931
15	38.277	32.920	39.648	1'50.845	219,5	16:11'49.776
16	38.274	33.102	40.114	1'51.490	217,7	16:13'41.266
17	39.082	33.109	39.554	1'51.745	224,5	16:15'33.011
18	38.735	33.102	39.707	1'51.544	222,7	16:17'24.555
Race Time 33'19.640						

12 L. PATRESE (1'50.351)						
Lap	Seg.1	Seg.2	Seg.3	Lap Time	km/h	Local Time
1		35.526	39.653	2'04.936		15:46'09.851
2	38.744	33.563	39.407	1'51.714	232,3	15:48'01.565
3	38.303	33.170	<b>39.245</b>	1'50.718	229,8	15:49'52.283
4	40.651	33.679	39.785	1'54.115	<b>234,8</b>	15:51'46.398
5	38.654	33.256	39.590	1'51.500	223,6	15:53'37.898
6	<b>38.051</b>	32.751	39.549	<b>1'50.351</b>	225,0	15:55'28.249
7	38.150	32.788	39.727	1'50.665	223,6	15:57'18.914
8	38.364	32.766	39.587	1'50.717	223,1	15:59'09.631
9	38.203	<b>32.684</b>	39.714	1'50.601	224,5	16:01'00.232
10	38.281	33.025	39.619	1'50.925	224,1	16:02'51.157
11	38.729	32.758	39.876	1'51.363	225,0	16:04'42.520
12	38.319	33.308	39.899	1'51.526	225,5	16:06'34.046
13	38.670	33.803	39.923	1'52.396	224,5	16:08'26.442
14	39.080	34.250	40.069	1'53.399	222,7	16:10'19.841
15	39.238	33.672	40.071	1'52.981	227,4	16:12'12.822
16	39.396	33.486	40.511	1'53.393	220,9	16:14'06.215
17	39.651	35.733	40.324	1'55.708	221,8	16:16'01.923
Race Time 31'57.008						

10 J. DÜRKSEN (1'49.383)						
Lap	Seg.1	Seg.2	Seg.3	Lap Time	km/h	Local Time
1		32.958	39.289	1'57.151		15:46'02.066
2	38.152	32.798	39.297	1'50.247	227,4	15:47'52.313
3	38.219	32.855	39.331	1'50.405	225,9	15:49'42.718
4	37.792	<b>32.353</b>	<b>39.238</b>	<b>1'49.383</b>	<b>228,3</b>	15:51'32.101
5	37.911	32.422	39.391	1'49.724	222,7	15:53'21.825
6	37.994	32.428	39.351	1'49.773	223,1	15:55'11.598
7	<b>37.745</b>	32.522	39.456	1'49.723	222,2	15:57'01.321
8	37.866	32.601	39.445	1'49.912	223,1	15:58'51.233
9	37.930	32.626	39.490	1'50.046	224,1	16:00'41.279
10	37.978	32.559	39.405	1'49.942	223,6	16:02'31.221
11	37.863	32.564	39.440	1'49.867	224,1	16:04'21.088
12	37.972	32.719	39.307	1'49.998	224,5	16:06'11.086
13	37.963	32.679	39.283	1'49.925	224,5	16:08'01.011
14	37.875	32.531	39.303	1'49.709	223,6	16:09'50.720
15	38.107	32.623	39.420	1'50.150	221,3	16:11'40.870
16	38.286	32.736	39.698	1'50.720	219,5	16:13'31.590
17	38.150	32.881	39.406	1'50.437	221,3	16:15'22.027
18	38.264	32.888	39.610	1'50.762	223,1	16:17'12.789
Race Time 33'07.874						

13 J. DUFEK (1'50.204)						
Lap	Seg.1	Seg.2	Seg.3	Lap Time	km/h	Local Time
1		32.911	39.367	1'56.790		15:46'01.705
2	<b>38.177</b>	<b>32.560</b>	39.467	<b>1'50.204</b>	221,3	15:47'51.909
3	38.416	32.656	39.536	1'50.608	220,0	15:49'42.517
4	38.598	32.888	<b>39.316</b>	1'50.802	220,9	15:51'33.319
5	38.208	32.848	39.518	1'50.574	<b>223,1</b>	15:53'23.893
6	38.382	32.893	39.494	1'50.769	222,2	15:55'14.662
7	38.195	32.857	39.621	1'50.673	221,8	15:57'05.335
8	38.288	32.812	39.588	1'50.688	222,7	15:58'56.023
9	38.288	32.813	39.633	1'50.734	222,7	16:00'46.757
Race Time 16'41.842						

15 N. BEDRIN (1'49.957)						
Lap	Seg.1	Seg.2	Seg.3	Lap Time	km/h	Local Time
1		33.279	39.706	1'59.354		15:46'04.269
2	37.864	32.740	39.483	1'50.087	224,1	15:47'54.356
3	<b>37.813</b>	32.827	39.522	1'50.162	226,4	15:49'44.518
4	38.017	33.052	39.256	1'50.325	230,8	15:51'34.843
5	37.948	33.169	39.465	1'50.582	227,4	15:53'25.425
6	38.122	33.141	39.470	1'50.733	230,3	15:55'16.158

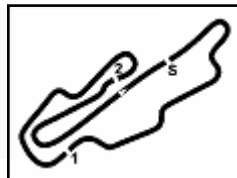
10/10/2021

P = Pits In/Out - C = Lap Time Cancelled



Powered by FICr PERUGIA TIMING





ACI Racing Weekend Mugello, 09-10 Ottobre 2021  
Italian F4 Championship by Abarth - Chronological Analysis Race 3

Aut.Int. Mugello 5.245 m

Start at 15:44'04.915

2 / 5

7	37.979	33.177	39.482	1'50.638	229,3	15:57'06.796	5	<b>38.041</b>	33.084	39.542	1'50.667	225,0	15:53'29.626
8	38.581	32.917	39.323	1'50.821	229,3	15:58'57.617	6	38.206	32.772	39.551	1'50.529	225,5	15:55'20.155
9	38.143	33.024	39.597	1'50.764	<b>231,3</b>	16:00'48.381	7	38.228	<b>32.767</b>	<b>39.395</b>	<b>1'50.390</b>	224,1	15:57'10.545
10	38.255	32.926	39.439	1'50.620	230,3	16:02'39.001	8	38.207	32.786	39.555	1'50.548	225,0	15:59'01.093
11	38.061	<b>32.646</b>	<b>39.250</b>	<b>1'49.957</b>	228,3	16:04'28.958	9	38.233	33.034	39.647	1'50.914	226,9	16:00'52.007
12	37.927	32.747	39.322	1'49.996	228,3	16:06'18.954	10	38.487	33.257	39.560	1'51.304	225,5	16:02'43.311
13	38.108	32.778	39.314	1'50.200	227,8	16:08'09.154	11	38.221	33.356	39.675	1'51.252	230,3	16:04'34.563
14	37.973	32.880	39.370	1'50.223	225,9	16:09'59.377	12	38.465	33.573	39.707	1'51.745	227,8	16:06'26.308
15	38.317	33.025	39.477	1'50.819	225,5	16:11'50.196	13	38.875	33.286	39.681	1'51.842	<b>230,8</b>	16:08'18.150
16	38.345	33.077	39.587	1'51.009	223,6	16:13'41.205	14	38.521	33.009	39.712	1'51.242	225,0	16:10'09.392
17	38.593	32.794	39.403	1'50.790	221,8	16:15'31.995	15	38.697	33.289	39.725	1'51.711	224,1	16:12'01.103
18	38.064	32.857	39.493	1'50.414	222,2	16:17'22.409	16	38.719	33.183	39.801	1'51.703	220,4	16:13'52.806
							17	38.394	33.300	39.736	1'51.430	225,9	16:15'44.236
							18	38.762	33.167	39.708	1'51.637	222,2	16:17'35.873
							Race Time 33'17.494						

17 L. BIZZOTTO (1'50.307)

Lap	Seg.1	Seg.2	Seg.3	Lap Time	km/h	Local Time							
1		34.266	39.506	2'03.166		15:46'08.081							
2	39.381	33.439	39.841	1'52.661	226,9	15:48'00.742							
3	38.223	33.186	39.610	1'51.019	226,4	15:49'51.761							
4	38.276	33.044	39.546	1'50.866	228,3	15:51'42.627							
5	38.051	<b>32.617</b>	39.639	<b>1'50.307</b>	225,0	15:53'32.934							
6	38.116	32.695	39.531	1'50.342	229,8	15:55'23.276							
7	<b>37.983</b>	32.906	<b>39.493</b>	1'50.382	226,9	15:57'13.658							
8	38.592	33.132	39.687	1'51.411	231,8	15:59'05.069							
9	38.049	32.732	39.713	1'50.494	227,8	16:00'55.563							
10	38.122	32.878	39.598	1'50.598	227,4	16:02'46.161							
11	38.178	32.802	39.580	1'50.560	230,8	16:04'36.721							
12	38.280	33.452	39.618	1'51.350	229,8	16:06'28.071							
13	38.857	33.225	39.632	1'51.714	<b>237,9</b>	16:08'19.785							
14	38.703	33.006	39.764	1'51.473	230,8	16:10'11.258							
15	38.388	33.413	39.792	1'51.593	223,6	16:12'02.851							
16	39.817	33.149	39.807	1'52.773	226,4	16:13'55.624							
17	38.154	33.155	39.840	1'51.149	225,0	16:15'46.773							
18	38.466	33.210	39.764	1'51.440	222,7	16:17'38.213							
							Race Time 33'33.298						

23 E. ZUNIGA (1'49.916)

Lap	Seg.1	Seg.2	Seg.3	Lap Time	km/h	Local Time							
1		33.995	39.751	2'02.513		15:46'07.428							
2	38.703	33.299	39.658	1'51.660	226,9	15:47'59.088							
3	37.920	32.759	39.506	1'50.185	229,3	15:49'49.273							
4	38.295	32.828	39.384	1'50.507	230,8	15:51'39.780							
5	37.978	32.898	39.498	1'50.374	229,3	15:53'30.154							
6	38.266	33.028	39.474	1'50.768	231,8	15:55'20.922							
7	38.220	32.892	<b>39.354</b>	1'50.466	229,8	15:57'11.388							
8	38.245	32.675	39.396	1'50.316	231,3	15:59'01.704							
9	37.953	33.072	39.657	1'50.682	229,8	16:00'52.386							
10	38.458	33.231	39.667	1'51.356	230,3	16:02'43.742							
11	38.109	33.336	39.610	1'51.055	229,8	16:04'34.797							
12	38.387	33.645	39.615	1'51.647	233,3	16:06'26.444							
13	38.314	32.958	39.381	1'50.653	<b>234,3</b>	16:08'17.097							
14	<b>37.867</b>	<b>32.633</b>	39.416	<b>1'49.916</b>	226,9	16:10'07.013							
15	38.051	33.063	39.407	1'50.521	224,5	16:11'57.534							
16	38.740	33.287	39.664	1'51.691	226,9	16:13'49.225							
17	37.921	32.733	39.470	1'50.124	228,8	16:15'39.349							
18	38.367	32.968	39.639	1'50.974	225,5	16:17'30.323							
							Race Time 33'25.408						

19 O. GRAY (1'50.348)

Lap	Seg.1	Seg.2	Seg.3	Lap Time	km/h	Local Time							
1		35.817	39.858	2'05.726		15:46'10.641							
2	38.420	33.792	40.100	1'52.312	229,3	15:48'02.953							
3	38.276	33.199	39.681	1'51.156	228,3	15:49'54.109							
4	39.720	33.938	39.671	1'53.329	225,9	15:51'47.438							
5	39.493	33.250	39.555	1'52.298	227,8	15:53'39.736							
6	<b>37.898</b>	<b>32.870</b>	39.653	1'50.421	225,0	15:55'30.157							
7	38.264	33.133	39.481	1'50.878	223,6	15:57'21.035							
8	38.143	32.965	39.499	1'50.607	225,5	15:59'11.642							
9	37.993	32.946	39.409	<b>1'50.348</b>	226,4	16:01'01.990							
10	38.247	33.525	<b>39.396</b>	1'51.168	227,8	16:02'53.158							
11	38.043	33.538	39.574	1'51.155	226,4	16:04'44.313							
12	38.356	33.362	39.521	1'51.239	<b>233,3</b>	16:06'35.552							
13	38.150	34.427	39.734	1'52.311	230,3	16:08'27.863							
14	38.420	33.743	40.092	1'52.255	226,9	16:10'20.118							
15	38.640	33.232	39.660	1'51.532	227,4	16:12'11.650							
16	38.825	33.124	39.849	1'51.798	219,5	16:14'03.448							
17	38.495	32.997	39.737	1'51.229	218,2	16:15'54.677							
18	38.542	33.354	39.962	1'51.858	216,9	16:17'46.535							
							Race Time 33'41.620						

24 P. WISNICKI (1'49.797)

Lap	Seg.1	Seg.2	Seg.3	Lap Time	km/h	Local Time							
1		33.775	39.914	2'01.152		15:46'06.067							
2	38.456	33.117	39.615	1'51.188	225,5	15:47'57.255							
3	38.008	32.748	39.655	1'50.411	223,6	15:49'47.666							
4	37.996	32.664	39.487	1'50.147	222,7	15:51'37.813							
5	<b>37.872</b>	<b>32.501</b>	<b>39.424</b>	<b>1'49.797</b>	222,2	15:53'27.610							
6	38.096	32.808	39.583	1'50.487	226,4	15:55'18.097							
7	38.700	32.820	39.494	1'51.094	<b>228,3</b>	15:57'09.191							
8	38.052	32.845	39.674	1'50.571	224,1	15:58'59.762							
9	38.053	33.148	39.749	1'50.950	225,0	16:00'50.712							
10	39.195	33.194	39.715	1'52.104	226,4	16:02'42.816							
11	38.294	33.078	39.722	1'51.094	225,0	16:04'33.910							
12	38.512	33.005	39.503	1'51.020	226,9	16:06'24.930							
13	38.240	32.793	39.664	1'50.697	226,4	16:08'15.627							
14	38.044	32.740	39.758	1'50.542	224,5	16:10'06.169							
15	38.502	32.840	39.732	1'51.074	222,7	16:11'57.243							
16	38.233	32.826	39.807	1'50.866	222,7	16:13'48.109							
17	38.246	32.719	39.772	1'50.737	219,5	16:15'38.846							
18	38.546	32.836	39.764	1'51.146	219,5	16:17'29.992							
							Race Time 33'25.077						

20 C. LAURSEN (1'50.390)

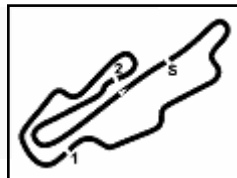
Lap	Seg.1	Seg.2	Seg.3	Lap Time	km/h	Local Time
1		34.041	39.789	2'01.470		15:46'06.385
2	38.673	32.976	39.625	1'51.274	<b>230,8</b>	15:47'57.659
3	38.229	32.847	39.493	1'50.569	224,5	15:49'48.228
4	38.473	32.830	39.428	1'50.731	225,9	15:51'38.959

25 S. BEN (1'50.928)

Lap	Seg.1	Seg.2	Seg.3	Lap Time	km/h	Local Time
1		34.950	39.787	2'04.625		15:46'09.540
2	38.632	34.332	39.857	1'52.821	227,4	15:48'02.361

10/10/2021

P = Pits In/Out - C = Lap Time Cancelled



ACI Racing Weekend Mugello, 09-10 Ottobre 2021  
Italian F4 Championship by Abarth - Chronological Analysis Race 3

Aut.Int. Mugello 5.245 m

Start at 15:44'04.915

3 / 5

3	38.179	33.175	39.574	1'50.928	222,7	15:49'53.289	2	38.590	32.851	39.907	1'51.348	218,2	15:48'11.384
4	39.941	33.505	39.677	1'53.123	228,8	15:51'46.412	3	38.347	32.987	39.875	1'51.209	217,7	15:50'02.593
5	40.815	38.200	1'55.014	3'14.029P	223,6	15:55'00.441	4	38.543	32.800	39.759	1'51.102	218,2	15:51'53.695
6	46.278	34.388	41.326	2'01.992P	157,7	15:57'02.433	5	38.411	33.181	39.959	1'51.551	218,6	15:53'45.246
7	51.083	40.758	40.287	2'12.128	132,0	15:59'14.561	6	38.297	32.908	39.817	1'51.022	220,9	15:55'36.268
8	38.577	34.048	39.973	1'52.598	221,3	16:01'07.159	7	38.487	32.888	40.276	1'51.651	220,9	15:57'27.919
9	38.742	33.584	40.077	1'52.403	220,0	16:02'59.562	8	38.524	33.135	40.096	1'51.755	220,0	15:59'19.674
10	38.400	33.591	40.054	1'52.045	220,4	16:04'51.607	9	38.481	33.133	40.117	1'51.731	220,9	16:01'11.405
11	38.429	33.495	39.923	1'51.847	221,8	16:06'43.454	10	38.894	33.446	40.175	1'52.515	220,4	16:03'03.920
12	38.255	33.449	39.880	1'51.584	221,3	16:08'35.038	11	38.678	33.397	39.969	1'52.044	220,4	16:04'55.964
13	38.612	33.656	39.807	1'52.075	218,6	16:10'27.113	12	38.680	33.465	39.997	1'52.142	222,2	16:06'48.106
14	38.600	33.892	39.912	1'52.404	219,1	16:12'19.517	13	38.856	33.902	40.045	1'52.803	220,9	16:08'40.909
15	38.875	33.943	40.057	1'52.875	215,6	16:14'12.392	14	38.734	33.782	40.119	1'52.635	219,1	16:10'33.544
16	38.929	33.888	39.962	1'52.779	218,2	16:16'05.171	15	39.060	33.814	40.280	1'53.154	217,7	16:12'26.698
17	39.001	34.086	40.166	1'53.253	216,9	16:17'58.424	16	39.360	34.027	40.355	1'53.742	214,7	16:14'20.440
						Race Time 33'53.509	17	39.239	33.826	40.170	1'53.235	217,7	16:16'13.675
							18	39.103	34.055	40.283	1'53.441	217,3	16:18'07.116
													Race Time 34'02.201

27 J. GARCJARCE DAVILA (1'50.418)

Lap	Seg.1	Seg.2	Seg.3	Lap Time	km/h	Local Time
1		35.597	40.250	2'06.659		15:46'11.574
2	38.415	33.344	39.917	1'51.676	222,7	15:48'03.250
3	38.897	33.039	39.783	1'51.719	227,8	15:49'54.969
4	39.023	33.948	39.565	1'52.536	225,0	15:51'47.505
5	38.762	33.148	39.556	1'51.466	227,4	15:53'38.971
6	37.886	32.988	39.557	1'50.431	226,9	15:55'29.402
7	37.975	32.925	39.518	1'50.418	225,9	15:57'19.820
8	38.113	33.205	39.396	1'50.714	226,9	15:59'10.534
9	38.210	32.952	39.548	1'50.710	229,8	16:01'01.244
10	38.191	33.205	39.497	1'50.893	226,9	16:02'52.137
11	38.279	33.580	39.798	1'51.657	226,4	16:04'43.794
12	38.689	33.175	39.579	1'51.443	225,5	16:06'35.237
13	38.228	34.343	39.684	1'52.255	226,9	16:08'27.492
14	38.556	33.780	40.089	1'52.425	229,8	16:10'19.917
15	39.399	33.793	39.818	1'53.010	225,0	16:12'12.927
16	38.438	33.240	39.712	1'51.390	225,5	16:14'04.317
17	38.395	33.260	39.538	1'51.193	226,9	16:15'55.510
18	38.779	33.427	39.733	1'51.939	225,5	16:17'47.449
						Race Time 33'42.534

37 K. SZTUKA (1'50.081)

Lap	Seg.1	Seg.2	Seg.3	Lap Time	km/h	Local Time
1		34.198	39.867	2'02.973		15:46'07.888
2	39.091	33.665	39.714	1'52.470	226,9	15:48'00.358
3	38.408	33.043	39.611	1'51.062	223,1	15:49'51.420
4	38.302	32.814	39.605	1'50.721	224,1	15:51'42.141
5	37.998	32.692	39.840	1'50.530	222,7	15:53'32.671
6	38.009	32.526	39.546	1'50.081	222,7	15:55'22.752
7	37.990	33.024	39.667	1'50.681	225,0	15:57'13.433
8	38.521	32.970	39.707	1'51.198	225,0	15:59'04.631
9	38.051	32.628	39.735	1'50.414	224,5	16:00'55.045
10	38.073	33.000	39.769	1'50.842	224,1	16:02'45.887
11	38.887	33.027	39.625	1'51.539	225,5	16:04'37.426
12	38.295	33.099	39.863	1'51.257	225,5	16:06'28.683
13	38.958	33.736	39.622	1'52.316	226,9	16:08'20.999
14	38.492	33.599	40.012	1'52.103	226,9	16:10'13.102
15	38.455	33.148	39.755	1'51.358	221,3	16:12'04.460
16	38.703	33.822	39.984	1'52.509	218,2	16:13'56.969
17	38.378	33.192	39.779	1'51.349	223,1	16:15'48.318
18	38.473	33.282	39.907	1'51.662	221,3	16:17'39.980
						Race Time 33'35.065

28 F. BRASCHI (1'49.810)

Lap	Seg.1	Seg.2	Seg.3	Lap Time	km/h	Local Time
1		34.091	39.671	2'01.517		15:46'06.432
2	38.877	33.019	39.509	1'51.405	230,3	15:47'57.837
3	38.325	32.841	39.274	1'50.440	229,8	15:49'48.277
4	37.875	32.592	39.384	1'49.851	225,9	15:51'38.128
5	37.962	32.522	39.384	1'49.868	226,9	15:53'27.996
6	37.862	32.914	39.439	1'50.215	228,3	15:55'18.211
7	38.322	32.540	39.280	1'50.142	227,4	15:57'08.353
8	38.395	32.854	39.444	1'50.693	229,8	15:58'59.046
9	38.169	33.024	39.491	1'50.684	227,8	16:00'49.730
10	38.539	32.581	39.328	1'50.448	224,5	16:02'40.178
11	37.778	32.684	39.377	1'49.839	225,5	16:04'30.017
12	37.783	32.679	39.348	1'49.810	227,8	16:06'19.827
13	38.024	32.713	39.283	1'50.020	227,8	16:08'09.847
14	37.959	32.896	39.398	1'50.253	228,3	16:10'00.100
15	38.202	33.080	39.345	1'50.627	226,9	16:11'50.727
16	38.625	32.990	39.720	1'51.335	221,3	16:13'42.062
17	38.721	33.391	39.434	1'51.546	225,9	16:15'33.608
18	38.740	33.121	39.451	1'51.312	226,4	16:17'24.920
						Race Time 33'20.005

41 J. RIED (1'50.010)

Lap	Seg.1	Seg.2	Seg.3	Lap Time	km/h	Local Time
1		35.519	39.831	2'05.995		15:46'10.910
2	38.547	33.612	39.797	1'51.956	231,3	15:48'02.866
3	38.985	33.176	39.434	1'51.595	225,5	15:49'54.461
4	39.777	34.184	39.737	1'53.698	230,3	15:51'48.159
5	39.101	33.498	39.430	1'52.029	230,3	15:53'40.188
6	37.966	32.869	39.352	1'50.187	230,3	15:55'30.375
7	37.671	32.924	39.415	1'50.010	232,3	15:57'20.385
8	38.095	33.063	39.483	1'50.641	228,8	15:59'11.026
9	38.095	32.990	39.463	1'50.548	229,8	16:01'01.574
10	38.374	33.242	39.474	1'51.090	231,8	16:02'52.664
11	38.173	33.669	39.652	1'51.494	229,8	16:04'44.158
12	37.897	33.189	39.399	1'50.485	232,3	16:06'34.643
13	38.524	33.812	39.754	1'52.090	232,3	16:08'26.733
14	38.006	33.036	39.515	1'50.557	229,8	16:10'17.290
15	38.339	33.224	39.538	1'51.101	222,7	16:12'08.391
16	38.427	33.183	39.714	1'51.324	219,5	16:13'59.715
17	38.258	33.089	39.417	1'50.764	224,1	16:15'50.479
18	38.237	33.242	39.544	1'51.023	225,5	16:17'41.502
						Race Time 33'36.587

35 N. BAPTISTE (1'51.022)

Lap	Seg.1	Seg.2	Seg.3	Lap Time	km/h	Local Time
1		44.199	40.579	2'15.121		15:46'20.036

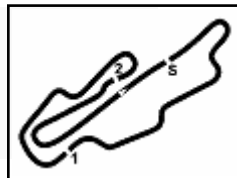
10/10/2021

P = Pits In/Out - C = Lap Time Cancelled



Powered by FICr PERUGIA TIMING





ACI Racing Weekend Mugello, 09-10 Ottobre 2021  
Italian F4 Championship by Abarth - Chronological Analysis Race 3

Aut.Int. Mugello 5.245 m

Start at 15:44'04.915

4 / 5

68 S. RAMOS REYNOSO (1'49.695)						
Lap	Seg.1	Seg.2	Seg.3	Lap Time	km/h	Local Time
1		33.680	40.122	2'01.096		15:46'06.011
2	38.301	32.805	39.657	1'50.763	222,2	15:47'56.774
3	37.970	<b>32.562</b>	39.494	1'50.026	223,1	15:49'46.800
4	37.963	32.768	39.434	1'50.165	228,3	15:51'36.965
5	38.066	32.623	39.347	1'50.036	228,3	15:53'27.001
6	37.998	32.691	39.488	1'50.177	227,4	15:55'17.178
7	<b>37.561</b>	32.633	39.706	1'49.900	228,8	15:57'07.078
8	38.526	32.959	39.439	1'50.924	228,3	15:58'58.002
9	37.960	33.047	39.493	1'50.500	227,8	16:00'48.502
10	38.367	32.927	39.383	1'50.677	<b>234,8</b>	16:02'39.179
11	38.121	32.722	39.496	1'50.339	231,8	16:04'29.518
12	37.692	32.785	<b>39.218</b>	<b>1'49.695</b>	227,4	16:06'19.213
13	38.133	32.841	39.341	1'50.315	230,8	16:08'09.528
14	37.956	32.824	39.475	1'50.255	227,8	16:09'59.783
15	38.192	33.001	39.689	1'50.882	223,6	16:11'50.665
16	38.270	33.067	39.655	1'50.992	221,8	16:13'41.657
17	38.990	33.126	39.428	1'51.544	223,6	16:15'33.201
18	38.988	32.887	39.572	1'51.447	229,8	16:17'24.648
				Race Time	33'19.733	

18 38.376 33.025 39.622 1'51.023 219,5 16:17'19.994  
Race Time 33'15.079

73 P. ARMANNI (1'50.392)						
Lap	Seg.1	Seg.2	Seg.3	Lap Time	km/h	Local Time
1		34.459	39.629	2'03.670		15:46'08.585
2	39.017	33.651	39.807	1'52.475	<b>231,8</b>	15:48'01.060
3	38.268	33.296	<b>39.432</b>	1'50.996	228,3	15:49'52.056
4	39.369	33.487	39.802	1'52.658	229,8	15:51'44.714
5	38.212	32.882	39.686	1'50.780	221,8	15:53'35.494
6	38.049	<b>32.715</b>	39.647	1'50.411	222,7	15:55'25.905
7	38.162	33.052	39.562	1'50.776	222,7	15:57'16.681
8	<b>37.983</b>	32.804	39.605	<b>1'50.392</b>	224,1	15:59'07.073
9	38.176	32.965	39.627	1'50.768	224,1	16:00'57.841
10	38.141	33.391	39.749	1'51.281	223,1	16:02'49.122
11	38.059	32.997	40.149	1'51.205	223,1	16:04'40.327
12	38.024	32.982	39.606	1'50.612	225,0	16:06'30.939
13	38.026	33.185	39.743	1'50.954	224,5	16:08'21.893
14	38.431	33.221	39.800	1'51.452	225,5	16:10'13.345
15	38.715	33.387	40.021	1'52.123	228,8	16:12'05.468
16	38.575	33.960	39.895	1'52.430	219,5	16:13'57.898
17	38.494	33.486	39.725	1'51.705	223,6	16:15'49.603
18	38.386	33.332	39.726	1'51.444	221,3	16:17'41.047
				Race Time	33'36.132	

70 T. TRAMNITZ (1'50.148)						
Lap	Seg.1	Seg.2	Seg.3	Lap Time	km/h	Local Time
1		33.546	39.778	2'00.486		15:46'05.401
2	38.535	32.790	39.620	1'50.945	225,5	15:47'56.346
3	38.075	<b>32.613</b>	39.522	1'50.210	224,5	15:49'46.556
4	38.055	32.679	<b>39.414</b>	<b>1'50.148</b>	226,9	15:51'36.704
5	38.072	32.710	39.687	1'50.469	225,9	15:53'27.173
6	38.251	32.861	39.525	1'50.637	<b>230,3</b>	15:55'17.810
7	<b>37.984</b>	32.866	39.562	1'50.412	225,9	15:57'08.222
8	38.254	32.914	39.583	1'50.751	227,8	15:58'58.973
9	38.625	33.001	39.654	1'51.280	<b>230,3</b>	16:00'50.253
10	39.279	33.064	39.681	1'52.024	228,8	16:02'42.277
11	38.667	32.940	39.573	1'51.180	228,8	16:04'33.457
12	38.630	32.785	39.639	1'51.054	228,8	16:06'24.511
13	38.244	32.728	39.638	1'50.610	222,2	16:08'15.121
14	38.034	32.885	39.772	1'50.691	220,9	16:10'05.812
15	38.434	32.883	39.918	1'51.235	217,7	16:11'57.047
16	38.945	33.196	39.830	1'51.971	215,6	16:13'49.018
17	38.736	32.983	39.765	1'51.484	221,3	16:15'40.502
18	38.306	33.103	39.722	1'51.131	220,9	16:17'31.633
				Race Time	33'26.718	

77 P. PERINO (1'50.388)						
Lap	Seg.1	Seg.2	Seg.3	Lap Time	km/h	Local Time
1		36.236	40.363	2'07.129		15:46'12.044
2	38.302	33.399	39.896	1'51.597	226,4	15:48'03.641
3	39.073	33.325	39.646	1'52.044	230,8	15:49'55.685
4	38.757	34.232	39.685	1'52.674	225,0	15:51'48.359
5	39.020	33.815	39.654	1'52.489	<b>234,8</b>	15:53'40.848
6	37.955	33.085	39.574	1'50.614	227,4	15:55'31.462
7	37.897	33.033	39.639	1'50.569	226,4	15:57'22.031
8	38.099	32.997	39.760	1'50.856	225,9	15:59'12.887
9	37.969	<b>32.860</b>	39.771	1'50.600	225,9	16:01'03.487
10	38.311	33.224	39.638	1'51.173	224,5	16:02'54.660
11	<b>37.823</b>	32.941	39.624	<b>1'50.388</b>	225,5	16:04'45.048
12	38.172	33.235	<b>39.480</b>	1'50.887	229,8	16:06'35.935
13	38.307	34.302	39.999	1'52.608	232,8	16:08'28.543
14	38.854	33.547	39.714	1'52.115	225,9	16:10'20.658
15	38.982	33.726	40.141	1'52.849	227,8	16:12'13.507
16	39.084	33.553	40.147	1'52.784	223,1	16:14'06.291
17	38.448	33.018	39.729	1'51.195	225,5	16:15'57.486
18	38.586	33.565	39.909	1'52.060	220,9	16:17'49.546
				Race Time	33'44.631	

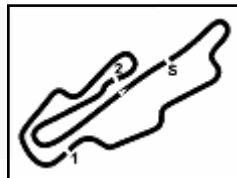
72 L. FORNAROLI (1'49.217)						
Lap	Seg.1	Seg.2	Seg.3	Lap Time	km/h	Local Time
1		32.836	39.681	1'57.775		15:46'02.690
2	37.847	32.771	39.620	1'50.238	222,7	15:47'52.928
3	37.866	32.836	39.606	1'50.308	221,3	15:49'43.236
4	38.141	32.914	<b>39.301</b>	1'50.356	223,6	15:51'33.592
5	38.213	32.844	39.545	1'50.602	226,4	15:53'24.194
6	38.398	32.797	39.631	1'50.826	226,4	15:55'15.020
7	38.101	32.809	39.686	1'50.596	225,0	15:57'05.616
8	38.834	32.913	39.471	1'51.218	224,5	15:58'56.834
9	38.202	33.039	39.587	1'50.828	<b>228,3</b>	16:00'47.662
10	37.778	<b>32.085</b>	39.383	1'49.246	225,0	16:02'36.908
11	<b>37.668</b>	32.163	39.386	<b>1'49.217</b>	220,4	16:04'26.125
12	37.710	32.230	39.410	1'49.350	221,8	16:06'15.475
13	37.988	32.703	39.496	1'50.187	221,8	16:08'05.662
14	37.991	32.620	39.498	1'50.109	220,4	16:09'55.771
15	38.258	32.650	39.637	1'50.545	217,7	16:11'46.316
16	38.364	32.753	40.006	1'51.123	216,4	16:13'37.439
17	38.552	33.297	39.683	1'51.532	217,7	16:15'28.971

83 M. WEUG (1'50.358)						
Lap	Seg.1	Seg.2	Seg.3	Lap Time	km/h	Local Time
1		34.899	39.648	2'04.105		15:46'09.020
2	38.839	33.789	39.848	1'52.476	<b>229,8</b>	15:48'01.496
3	38.705	33.231	39.608	1'51.544	225,0	15:49'53.040
4	40.619	33.811	39.624	1'54.054	222,2	15:51'47.094
5	38.501	33.068	39.746	1'51.315	224,5	15:53'38.409
6	<b>37.925</b>	32.807	39.637	1'50.369	225,0	15:55'28.778
7	38.014	32.772	39.644	1'50.430	225,0	15:57'19.208
8	38.403	33.013	39.666	1'51.082	226,4	15:59'10.290
9	38.077	<b>32.695</b>	<b>39.586</b>	<b>1'50.358</b>	223,6	16:01'00.648
10	38.228	33.033	39.599	1'50.860	225,9	16:02'51.508
11	38.717	32.927	39.732	1'51.376	226,4	16:04'42.884
12	38.291	33.352	39.903	1'51.546	227,8	16:06'34.430
13	38.927	33.833	40.027	1'52.787	227,4	16:08'27.217
14	38.497	33.890	39.952	1'52.339	225,9	16:10'19.556
15	38.841	33.253	39.820	1'51.914	219,5	16:12'11.470

10/10/2021

P = Pits In/Out - C = Lap Time Cancelled





ACI Racing Weekend Mugello, 09-10 Ottobre 2021  
Italian F4 Championship by Abarth - Chronological Analysis Race 3

Aut.Int. Mugello 5.245 m

Start at 15:44'04.915

5 / 5

16	39.312	33.322	39.823	1'52.457	216,4	16:14'03.927	14	38.638	33.012	39.758	1'51.408	222,2	16:10'08.422
17	38.499	33.073	39.718	1'51.290	224,5	16:15'55.217	15	38.491	33.165	39.822	1'51.478	220,0	16:11'59.900
18	38.915	33.165	39.802	1'51.882	221,8	16:17'47.099	16	38.619	33.226	39.919	1'51.764	216,9	16:13'51.664
Race Time 33'42.184							17	38.345	33.144	39.905	1'51.394	221,3	16:15'43.058
							18	38.534	33.327	39.976	1'51.837	219,1	16:17'34.895
							Race Time 33'29.980						

84 F. SIMONAZZI (1'50.019)

Lap	Seg.1	Seg.2	Seg.3	Lap Time	km/h	Local Time
1		34.264	39.806	2'03.074		15:46'07.989
2	39.067	33.160	39.513	1'51.740	229,8	15:47'59.729
3	38.774	32.866	<b>39.336</b>	1'50.976	232,3	15:49'50.705
4	38.250	<b>32.433</b>	<b>39.336</b>	<b>1'50.019</b>	230,8	15:51'40.724
5	<b>37.866</b>	32.885	39.706	1'50.457	227,8	15:53'31.181
6	37.919	33.030	39.493	1'50.442	227,4	15:55'21.623
7	38.026	33.229	39.548	1'50.803	228,3	15:57'12.426
8	38.143	32.785	39.423	1'50.351	231,3	15:59'02.777
9	37.927	32.892	39.569	1'50.388	229,3	16:00'53.165
10	38.317	33.227	39.597	1'51.141	229,3	16:02'44.306
11	38.306	33.184	39.643	1'51.133	229,8	16:04'35.439
12	38.465	33.763	39.898	1'52.126	<b>233,8</b>	16:06'27.565
13	38.882	33.373	39.800	1'52.055	226,4	16:08'19.620
14	38.511	32.773	39.687	1'50.971	225,0	16:10'10.591
15	38.692	33.549	39.784	1'52.025	228,3	16:12'02.616
16	38.711	33.120	39.940	1'51.771	222,2	16:13'54.387
17	38.406	33.330	39.620	1'51.356	226,9	16:15'45.743
18	39.143	33.253	39.911	1'52.307	227,8	16:17'38.050
Race Time 33'33.135						

88 H. AL QUBAISI (1'50.022)

Lap	Seg.1	Seg.2	Seg.3	Lap Time	km/h	Local Time
1		33.912	39.744	2'02.025		15:46'06.940
2	38.974	33.310	39.591	1'51.875	226,4	15:47'58.815
3	38.727	32.835	39.390	1'50.952	226,9	15:49'49.767
4	38.066	33.094	39.332	1'50.492	228,8	15:51'40.259
5	37.933	32.976	39.430	1'50.339	228,3	15:53'30.598
6	38.204	33.041	<b>39.172</b>	1'50.417	229,3	15:55'21.015
7	38.465	33.129	39.556	1'51.150	228,3	15:57'12.165
8	38.823	32.884	39.575	1'51.282	226,9	15:59'03.447
9	<b>37.811</b>	<b>32.810</b>	39.401	<b>1'50.022</b>	228,3	16:00'53.469
10	38.508	33.358	39.557	1'51.423	231,3	16:02'44.892
11	38.019	33.361	39.758	1'51.138	229,8	16:04'36.030
12	38.770	33.314	39.830	1'51.914	229,8	16:06'27.944
13	39.363	33.318	39.458	1'52.139	<b>236,8</b>	16:08'20.083
14	39.056	33.145	39.467	1'51.668	230,3	16:10'11.751
15	38.471	33.409	39.699	1'51.579	226,9	16:12'03.330
16	39.715	33.456	39.716	1'52.887	226,4	16:13'56.217
17	38.445	33.301	39.600	1'51.346	225,9	16:15'47.563
18	38.548	33.316	39.682	1'51.546	225,5	16:17'39.109
Race Time 33'34.194						

86 B. VALINT (1'50.430)

Lap	Seg.1	Seg.2	Seg.3	Lap Time	km/h	Local Time
1		33.822	39.586	2'02.082		15:46'06.997
2	38.561	33.262	39.552	1'51.375	222,7	15:47'58.372
3	38.235	32.772	39.534	1'50.541	226,4	15:49'48.913
4	38.350	32.730	<b>39.392</b>	1'50.472	226,4	15:51'39.385
5	<b>38.105</b>	32.902	39.518	1'50.525	227,4	15:53'29.910
6	38.310	32.699	39.501	1'50.510	230,3	15:55'20.420
7	38.418	32.778	39.502	1'50.698	229,8	15:57'11.118
8	38.904	32.793	39.474	1'51.171	226,4	15:59'02.289
9	38.144	<b>32.647</b>	39.639	<b>1'50.430</b>	226,9	16:00'52.719
10	38.395	33.236	39.537	1'51.168	229,8	16:02'43.887
11	38.438	33.182	39.715	1'51.335	<b>230,8</b>	16:04'35.222
12	38.449	33.556	39.675	1'51.680	230,3	16:06'26.902
13	38.627	33.208	39.723	1'51.558	229,3	16:08'18.460
14	38.639	32.988	39.665	1'51.292	229,8	16:10'09.752
15	38.668	33.329	39.656	1'51.653	227,4	16:12'01.405
16	38.905	33.232	39.872	1'52.009	225,0	16:13'53.414
17	38.396	33.112	39.586	1'51.094	226,4	16:15'44.508
18	39.017	33.266	39.929	1'52.212	227,8	16:17'36.720
Race Time 33'31.805						

99 K. ANTONELLI (1'50.204)

Lap	Seg.1	Seg.2	Seg.3	Lap Time	km/h	Local Time
1		33.560	41.988	2'02.458		15:46'07.373
2	39.448	33.031	39.666	1'52.145	221,8	15:47'59.518
3	38.813	32.672	39.532	1'51.017	226,9	15:49'50.535
4	38.828	32.643	<b>39.465</b>	1'50.936	223,6	15:51'41.471
5	37.946	<b>32.621</b>	39.637	<b>1'50.204</b>	223,6	15:53'31.675
6	<b>37.943</b>	32.853	39.506	1'50.302	228,3	15:55'21.977
7	38.159	33.210	39.606	1'50.975	230,8	15:57'12.952
8	38.393	32.936	39.493	1'50.822	229,3	15:59'03.774
9	38.051	32.884	39.564	1'50.499	230,3	16:00'54.273
10	38.381	33.002	39.650	1'51.033	227,4	16:02'45.306
11	38.053	33.186	39.755	1'50.994	230,3	16:04'36.300
12	38.022	33.552	39.889	1'51.463	<b>232,8</b>	16:06'27.763
13	38.475	33.064	39.583	1'51.122	<b>232,8</b>	16:08'18.885
14	38.524	33.154	39.767	1'51.445	229,3	16:10'10.330
15	38.679	33.184	39.722	1'51.585	225,0	16:12'01.915
16	38.699	33.467	39.796	1'51.962	222,7	16:13'53.877
17	38.461	33.364	39.682	1'51.507	227,8	16:15'45.384
18	38.743	33.060	39.749	1'51.552	223,6	16:17'36.936
Race Time 33'32.021						

87 O. BEARMAN (1'50.055)

Lap	Seg.1	Seg.2	Seg.3	Lap Time	km/h	Local Time
1		33.654	40.066	2'00.320		15:46'05.235
2	38.428	32.727	39.604	1'50.759	220,4	15:47'55.994
3	38.069	32.606	39.557	1'50.232	219,5	15:49'46.226
4	<b>38.022</b>	<b>32.590</b>	39.443	<b>1'50.055</b>	221,8	15:51'36.281
5	38.110	32.686	39.556	1'50.352	221,3	15:53'26.633
6	38.103	32.750	<b>39.427</b>	1'50.280	223,1	15:55'16.913
7	38.470	32.886	39.571	1'50.927	224,5	15:57'07.840
8	38.195	33.031	39.619	1'50.845	224,5	15:58'58.685
9	38.302	32.894	39.969	1'51.165	225,0	16:00'49.850
10	39.389	33.024	39.706	1'52.119	<b>226,4</b>	16:02'41.969
11	38.610	32.836	39.731	1'51.177	221,8	16:04'33.146
12	39.526	33.526	39.703	1'52.755	222,2	16:06'25.901
13	38.428	33.008	39.677	1'51.113	224,5	16:08'17.014

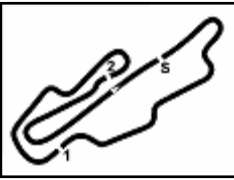
10/10/2021

P = Pits In/Out - C = Lap Time Cancelled



Powered by FICr PERUGIA TIMING

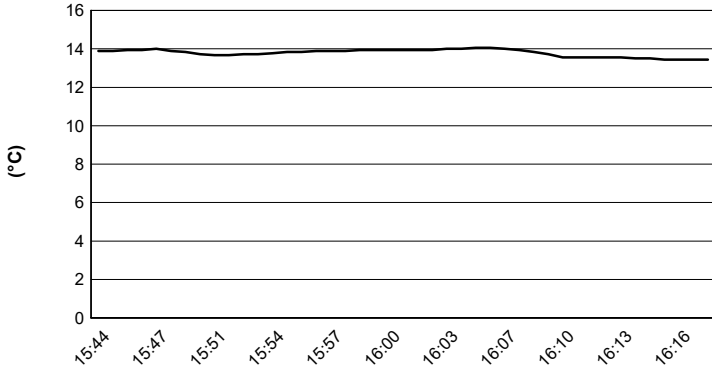




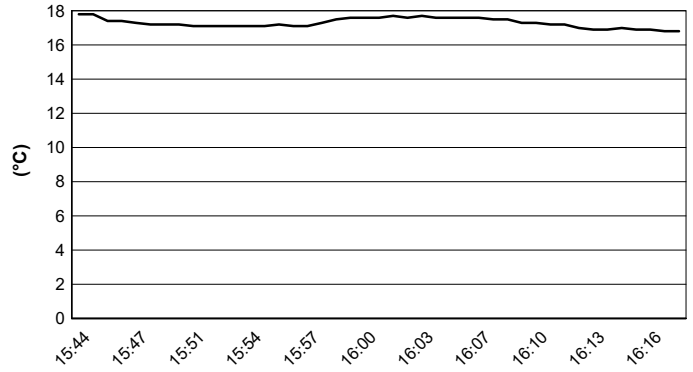
Aut.Int. Mugello 5.245 m

**ACI Racing Weekend Mugello, 09-10 Ottobre 2021**  
**Italian F4 Championship by Abarth - Weather Report Race 3**  
Session started 15:44 - Session ended 16:18

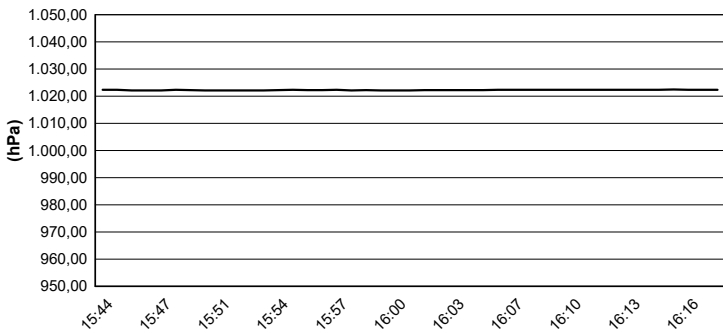
**Air Temperature**



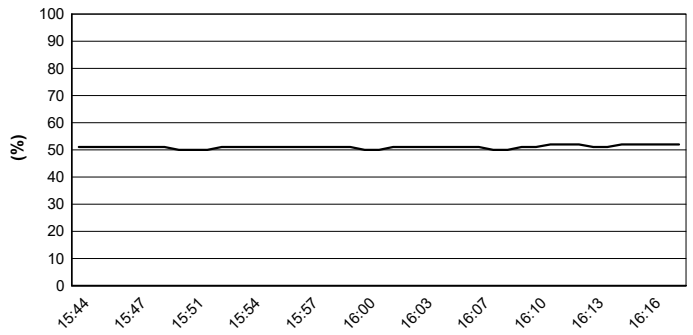
**Track Temperature**



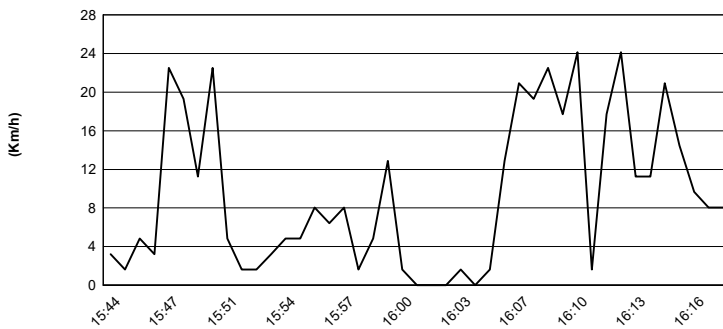
**Air Pressure**



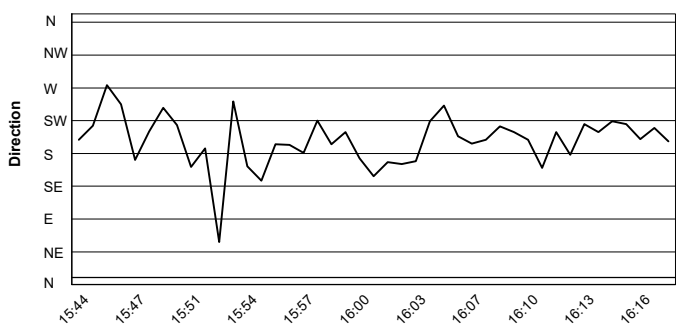
**Humidity**



**Wind Speed**

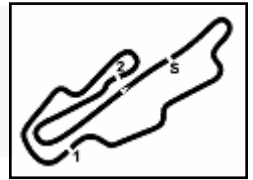


**Wind Direction**



10/10/2021





ACI Racing Weekend Mugello, 09-10 Ottobre 2021

Italian F4 Championship by Abarth - Starting Grid Race 3 (Duration: 30' +1 Lap)

15	27	<b>GARCIARCE DAVILA</b> Tatuus F4 T0	1'49.990	35	<b>BAPTISTE N.</b> Tatuus F4 T0	1'49.885
14	77	<b>PERINO P.</b> Tatuus F4 T0	1'49.520	41	<b>RIED J.</b> Tatuus F4 T0	1'49.281
13	19	<b>GRAY O.</b> Tatuus F4 T0	1'49.096	12	<b>PATRESE L.</b> Tatuus F4 T0	1'49.091
12	25	<b>BEN S.</b> Tatuus F4 T0	1'49.000	11	<b>REVESZ L.</b> Tatuus F4 T0	1'48.955
11	83	<b>WEUG M.</b> Tatuus F4 T0	1'48.923	73	<b>ARMANNI P.</b> Tatuus F4 T0	1'48.922
10	84	<b>SIMONAZZI F.</b> Tatuus F4 T0	1'48.875	17	<b>BIZZOTTO L.</b> Tatuus F4 T0	1'48.863
9	37	<b>SZTUKA K.</b> Tatuus F4 T0	1'48.653	88	<b>AL QUBAISI H.</b> Tatuus F4 T0	1'48.606
8	86	<b>VALINT B.</b> Tatuus F4 T0	1'48.548	28	<b>BRASCHI F.</b> Tatuus F4 T0	1'48.424
7	20	<b>LAURSEN C.</b> Tatuus F4 T0	1'48.385	23	<b>ZUNIGA E.</b> Tatuus F4 T0	1'48.348
6	24	<b>WISNICKI P.</b> Tatuus F4 T0	1'48.300	70	<b>TRAMNITZ T.</b> Tatuus F4 T0	1'48.077
5	68	<b>RAMOS REYNOSO S.</b> Tatuus F4 T0	1'48.053	15	<b>BEDRIN N.</b> Tatuus F4 T0	1'47.994
4	99	<b>ANTONELLI K.</b> Tatuus F4 T0	1'47.852	7	<b>SMAL K.</b> Tatuus F4 T0	1'47.747
3	6	<b>MONTOYA S.</b> Tatuus F4 T0	1'47.665	87	<b>BEARMAN O.</b> Tatuus F4 T0	1'47.636
2	10	<b>DÜRKSEN J.</b> Tatuus F4 T0	1'47.581	72	<b>FORNAROLI L.</b> Tatuus F4 T0	1'47.547
1	13	<b>DUFEK J.</b> Tatuus F4 T0	1'47.469			

