

ACI Racing Weekend Monza 30-31 Ottobre 2021

Italian F4 Championship by Abarth - Result Race 2

Monza 5.793 m

Laps 13 = 75,309 km - Avg 139,420 km/h - Race Time 32'24.578

No.	Driver	Nat	Entrant	Team	Car	Class	Laps	Time	Gap	Rel.	Fastest Lap	
1	87 BEARMAN Oliver	GBR	Van Amersfoort Racing	Van Amersfoort Racing	Tatuus F4 T014 Abarth		13	32'24.578		9	2'11.483	
2	6 MONTOYA Sebastian	COL	Prema Powerteam	Prema Powerteam	Tatuus F4 T014 Abarth		13	32'25.573	0.995	0.995	9	2'11.280
3	99 ANTONELLI Kimi Andrea	ITA	Prema Powerteam	Prema Powerteam	Tatuus F4 T014 Abarth	R	13	32'26.138	1.560	0.565	9	2'11.687
4	10 DÜRKEN Joshua	PRY	Muecke Motorsport	Muecke Motorsport	Tatuus F4 T014 Abarth		13	32'26.805	2.227	0.667	10	2'11.154
5	7 SMAL Kirill	RUS	Prema Powerteam	Prema Powerteam	Tatuus F4 T014 Abarth		13	32'27.508	2.930	0.703	9	2'11.523
6	70 TRAMNITZ Tim	DEU	US Racing	US Racing	Tatuus F4 T014 Abarth		13	32'28.165	3.587	0.657	10	2'11.868
7	12 PATRESE Lorenzo	ITA	AKM Motorsport	AKM Motorsport	Tatuus F4 T014 Abarth	R	13	32'29.453	4.875	1.288	10	2'12.297
8	20 LAURSEN Conrad	DNK	Prema Powerteam	Prema Powerteam	Tatuus F4 T014 Abarth	R	13	32'30.913	6.335	1.460	9	2'12.616
9	13 DUFEK Joshua	CHE	Van Amersfoort Racing	Van Amersfoort Racing	Tatuus F4 T014 Abarth		13	32'30.934	6.356	0.021	13	2'12.790
10	15 BEDRIN Nikita	RUS	Van Amersfoort Racing	Van Amersfoort Racing	Tatuus F4 T014 Abarth	R	13	32'32.862	8.284	1.928	13	2'13.351
11	84 SIMONAZZI Francesco	ITA	BVM Racing	BVM Racing	Tatuus F4 T014 Abarth		13	32'33.787	9.209	0.925	10	2'13.075
12	68 RAMOS REYNOSO Santiago	MEX	Jenzer Motorsport	Jenzer Motorsport	Tatuus F4 T014 Abarth		13	32'33.833	9.255	0.046	9	2'13.265
13	69 LOMKO Vlad	RUS	US Racing	US Racing	Tatuus F4 T014 Abarth		13	32'34.815	10.237	0.982	10	2'11.548
14P	5 CAPIETTO Maceo	FRA	Prema Powerteam	Prema Powerteam	Tatuus F4 T014 Abarth	R	13	32'34.839	10.261	0.024	10	2'12.414
15	77 PERINO Pedro	POR	US Racing	US Racing	Tatuus F4 T014 Abarth	R	13	32'37.293	12.715	2.454	9	2'13.991
16	37 SZTUKA Kacper	POL	AS Motorsport	AS Motorsport	Tatuus F4 T014 Abarth	R	13	32'37.796	13.218	0.503	13	2'14.614
17	86 VALINT Bence	HUN	Van Amersfoort Racing	Van Amersfoort Racing	Tatuus F4 T014 Abarth		13	32'38.179	13.601	0.383	9	2'14.566
18	73 ARMANNI Pietro	ITA	Iron Lynx	Iron Lynx	Tatuus F4 T014 Abarth	R	13	32'40.177	15.599	1.998	9	2'15.188
19	79 MARKOGIANNIS Georgios	GRC	Cram Motorsport	Cram Motorsport	Tatuus F4 T014 Abarth	R	13	32'40.938	16.360	0.761	13	2'14.895
20P	23 ZUNIGA Erick	MEX	Muecke Motorsport	Muecke Motorsport	Tatuus F4 T014 Abarth		13	32'44.146	19.568	3.208	8	2'14.778
21	17 BIZZOTTO Leonardo	ITA	BVM Racing	BVM Racing	Tatuus F4 T014 Abarth	R	13	32'45.722	21.144	1.576	10	2'14.821
22	11 REVESZ Levente	HUN	AKM Motorsport	AKM Motorsport	Tatuus F4 T014 Abarth	R	13	32'46.387	21.809	0.665	10	2'15.622
23	41 RIED Jonas	DEU	Muecke Motorsport	Muecke Motorsport	Tatuus F4 T014 Abarth	R	13	32'48.276	23.698	1.889	9	2'17.091
24	34 FLACK Marcos	COL	Cram Motorsport	Cram Motorsport	Tatuus F4 T014 Abarth	R	13	32'48.752	24.174	0.476	13	2'16.756
25	27 GARCIA DAVILA Jorge	MEX	Jenzer Motorsport	Jenzer Motorsport	Tatuus F4 T014 Abarth		13	32'49.178	24.600	0.426	9	2'17.150
26P	19 GRAY Oliver	GBR	BVM Racing	BVM Racing	Tatuus F4 T014 Abarth	R	13	32'50.316	25.738	1.138	9	2'15.175
27P	46 DE HAAN Robert	NLD	Van Amersfoort Racing	Van Amersfoort Racing	Tatuus F4 T014 Abarth	R	13	32'50.840	26.262	0.524	9	2'14.589
28	33 MAZZOLA Rocco	ITA	Cram Motorsport	Cram Motorsport	Tatuus F4 T014 Abarth	R	13	32'52.115	27.537	1.275	8	2'18.314
29	83 WEUG Maya	NLD	Iron Lynx	Iron Lynx	Tatuus F4 T014 Abarth	R	13	32'59.678	35.100	7.563	9	2'15.177
30	24 WISNICKI Piotr	POL	Jenzer Motorsport	Jenzer Motorsport	Tatuus F4 T014 Abarth		12	30'21.586	1 Lap	1 Lap	9	2'13.849
31	28 BRASCHI Francesco	ITA	Jenzer Motorsport	Jenzer Motorsport	Tatuus F4 T014 Abarth	R	12	30'22.936	1 Lap	1.350	9	2'14.077
32	35 BAPTISTE Nicolas	COL	Cram Motorsport	Cram Motorsport	Tatuus F4 T014 Abarth	R	10	25'23.417	3 Laps	2 Laps	8	2'14.988
33	25 BEN Samir	CHE	Jenzer Motorsport	Jenzer Motorsport	Tatuus F4 T014 Abarth	R	9	23'10.422	4 Laps	1 Lap	9	2'15.375
----- Not Classified -----												
RET	72 FORNAROLI Leonardo	ITA	Iron Lynx	Iron Lynx	Tatuus F4 T014 Abarth		6	15'59.788	7 Laps		6	2'14.002
RET	88 AL QUBAISI Hamda	UAE	Prema Powerteam	Prema Powerteam	Tatuus F4 T014 Abarth		4	12'38.684	9 Laps		3	2'22.557

Starting: 35 Classified: 33 Not Classified: 0 Retired: 2 Not Started: 0
Fastest Lap N. 10 No. 10 Joshua Dürksen Time 2'11.154 Avg. 159,010 Km/h

Humidity:	91%	AIR	11°C
Condition:	WET	Track	11°C

Penalty and Infringement

19.37	23 E. ZUNIGA	Penalty 5 sec for Stewards decision
19.38	19 O. GRAY	Penalty 5 sec for Stewards decision
19.38	46 R. DE HAAN	Penalty 5 sec for Stewards decision
19.38	5 M. CAPIETTO	Penalty 5 sec for Stewards decision

Clerk of the Course : Fabrizio Fondacci

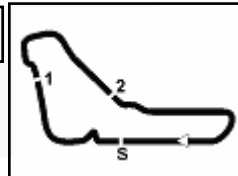
Race Director : Alessandro Ferrari

30/10/2021 Start 17:20 End 17:53



Powered by FICr PERUGIA TIMING





Monza 5.793 m

ACI Racing Weekend Monza 30-31 Ottobre 2021

Italian F4 Championship by Abarth - Result by Class Race 2

Rookie

Laps 13 = 75,309 km - Avg 139,308 km/h - Race Time 32'26.138

No.	Driver	Nat	Entrant	Team	Car	Laps	Time	Gap	Rel.	Fastest Lap	
1	99 ANTONELLI Kimi Andrea	ITA	Prema Powerteam	Prema Powerteam	Tatuus F4 T014 Abarth	13	32'26.138		9	2'11.687	
2	12 PATRESE Lorenzo	ITA	AKM Motorsport	AKM Motorsport	Tatuus F4 T014 Abarth	13	32'29.453	3.315	3.315	10	2'12.297
3	20 LAURSEN Conrad	DNK	Prema Powerteam	Prema Powerteam	Tatuus F4 T014 Abarth	13	32'30.913	4.775	1.460	9	2'12.616
4	15 BEDRIN Nikita	RUS	Van Amersfoort Racing	Van Amersfoort Racing	Tatuus F4 T014 Abarth	13	32'32.862	6.724	1.949	13	2'13.351
5P	5 CAPIETTO Maceo	FRA	Prema Powerteam	Prema Powerteam	Tatuus F4 T014 Abarth	13	32'34.839	8.701	1.977	10	2'12.414
6	77 PERINO Pedro	POR	US Racing	US Racing	Tatuus F4 T014 Abarth	13	32'37.293	11.155	2.454	9	2'13.991
7	37 SZTUKA Kacper	POL	AS Motorsport	AS Motorsport	Tatuus F4 T014 Abarth	13	32'37.796	11.658	0.503	13	2'14.614
8	73 ARMANNI Pietro	ITA	Iron Lynx	Iron Lynx	Tatuus F4 T014 Abarth	13	32'40.177	14.039	2.381	9	2'15.188
9	79 MARKOGIANNIS Georgios	GRC	Cram Motorsport	Cram Motorsport	Tatuus F4 T014 Abarth	13	32'40.938	14.800	0.761	13	2'14.895
10	17 BIZZOTTO Leonardo	ITA	BVM Racing	BVM Racing	Tatuus F4 T014 Abarth	13	32'45.722	19.584	4.784	10	2'14.821
11	11 REVESZ Levente	HUN	AKM Motorsport	AKM Motorsport	Tatuus F4 T014 Abarth	13	32'46.387	20.249	0.665	10	2'15.622
12	41 RIED Jonas	DEU	Muecke Motorsport	Muecke Motorsport	Tatuus F4 T014 Abarth	13	32'48.276	22.138	1.889	9	2'17.091
13	34 FLACK Marcos	COL	Cram Motorsport	Cram Motorsport	Tatuus F4 T014 Abarth	13	32'48.752	22.614	0.476	13	2'16.756
14P	19 GRAY Oliver	GBR	BVM Racing	BVM Racing	Tatuus F4 T014 Abarth	13	32'50.316	24.178	1.564	9	2'15.175
15P	46 DE HAAN Robert	NLD	Van Amersfoort Racing	Van Amersfoort Racing	Tatuus F4 T014 Abarth	13	32'50.840	24.702	0.524	9	2'14.589
16	33 MAZZOLA Rocco	ITA	Cram Motorsport	Cram Motorsport	Tatuus F4 T014 Abarth	13	32'52.115	25.977	1.275	8	2'18.314
17	83 WEUG Maya	NLD	Iron Lynx	Iron Lynx	Tatuus F4 T014 Abarth	13	32'59.678	33.540	7.563	9	2'15.177
18	28 BRASCHI Francesco	ITA	Jenzer Motorsport	Jenzer Motorsport	Tatuus F4 T014 Abarth	12	30'22.936	1 Lap	1 Lap	9	2'14.077
19	35 BAPTISTE Nicolas	COL	Cram Motorsport	Cram Motorsport	Tatuus F4 T014 Abarth	10	25'23.417	3 Laps	2 Laps	8	2'14.988
20	25 BEN Samir	CHE	Jenzer Motorsport	Jenzer Motorsport	Tatuus F4 T014 Abarth	9	23'10.422	4 Laps	1 Lap	9	2'15.375

Starting: 20 Classified: 20 Not Classified: 0 Retired: 0 Not Started: 0
 Fastest Lap N. 9 No. 99 Kimi Andrea Antonelli Time 2'11.687 Avg. 158,366 Km/h

Humidity:	91%	AIR	11°C
Condition:	WET	Track	11°C

Clerk of the Course : Fabrizio Fondacci

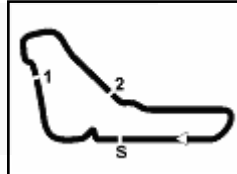
Race Director : Alessandro Ferrari

30/10/2021	Start 17:20	End 17:53
------------	----------------	--------------



Powered by FICr PERUGIA TIMING





Monza 5.793 m

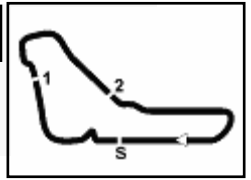
ACI Racing Weekend Monza 30-31 Ottobre 2021

Italian F4 Championship by Abarth - Lap Chart Race 2

		Lap												
	1	2	3	4	5	6	7	8	9	10	11	12	13	
1	12	12	6	6	99	99	99	99	99	99	99	87	87	
2	72	72	99	99	6	87	87	87	87	87	87	6	6	
3	6	6	7	87	87	6	6	6	6	6	6	99	99	
4	99	99	87	7	7	7	7	7	7	7	7	10	10	
5	70	70	10	10	10	10	10	10	10	10	10	7	7	
6	87	87	12	69	70	70	70	70	70	70	70	70	70	
7	7	7	20	12	12	12	12	12	12	12	12	12	12	
8	88	88	69	20	20	72	20	20	20	20	20	20	5	
9	69	69	70	70	72	20	5	5	5	5	5	5	20	
10	20	20	72	72	84	84	13	84	84	84	84	13	13	
11	10	10	23	84	23	5	84	13	13	13	13	15	15	
12	46	46	88	23	5	13	15	15	15	15	15	84	84	
13	23	23	46	46	46	15	68	68	68	68	68	68	68	
14	68	68	84	5	13	68	24	24	24	69	69	69	69	
15	24	24	13	13	28	24	37	37	69	24	24	24	77	
16	15	15	24	15	15	37	77	69	37	77	77	77	37	
17	73	73	5	28	68	86	69	77	77	37	37	28	86	
18	84	84	15	68	24	77	86	28	28	28	28	37	23	
19	37	37	68	24	37	69	28	86	86	86	86	86	73	
20	28	28	37	37	86	35	73	73	73	23	23	23	79	
21	13	13	28	86	69	28	35	35	23	73	73	73	19	
22	5	5	73	77	46	23	23	35	35	79	79	17	17	
23	83	83	86	73	35	73	79	79	79	11	17	46	46	
24	86	86	83	83	73	83	83	83	83	17	19	11	11	
25	77	77	77	35	83	79	19	19	19	19	19	41	41	
26	27	27	35	79	79	23	25	25	25	17	41	11	34	
27	35	35	17	25	25	25	17	17	17	11	27	46	27	
28	17	17	79	17	19	19	11	11	11	41	34	27	33	
29	79	79	27	19	17	17	41	41	41	27	33	34	83	
30	11	11	25	11	11	11	27	34	34	46	33			
31	25	25	19	34	34	34	34	27	27	33	83	83		
32	41	41	11	27	27	27	33	33	33	46				
33	33	33	34	41	41	41	46	46	46					
34	19	19	33	33	33	33								
35	34	34	41	88										

Final Result		
1	87 BEARMAN O.	Laps 13
2	6 MONTOYA S.	0.995
3	99 ANTONELLI K.	1.560
4	10 DÜRKSEN J.	2.227
5	7 SMAL K.	2.930
6	70 TRAMNITZ T.	3.587
7	12 PATRESE L.	4.875
8	5 CAPIETTO M.	5.261
9	20 LAURSEN C.	6.335
10	13 DUFEK J.	6.356
11	15 BEDRIN N.	8.284
12	84 SIMONAZZI F.	9.209
13	68 RAMOS REYNOSO S	9.255
14	69 LOMKO V.	10.237
15	77 PERINO P.	12.715
16	37 SZTUKA K.	13.218
17	86 VALINT B.	13.601
18	23 ZUNIGA E.	14.568
19	73 ARMANNI P.	15.599
20	79 MARKOGIANNIS G.	16.360
21	19 GRAY O.	20.738
22	17 BIZZOTTO L.	21.144
23	46 DE HAAN R.	21.262
24	11 REVESZ L.	21.809
25	41 RIED J.	23.698
26	34 FLACK M.	24.174
27	27 GARCJARCE DAVILA	24.600
28	33 MAZZOLA R.	27.537
29	83 WEUG M.	35.100
30	24 WISNICKI P.	1 Lap
31	28 BRASCHI F.	1 Lap
32	35 BAPTISTE N.	3 Laps
33	25 BEN S.	4 Laps
RET	72 FORNAROLI L.	7 Laps
RET	88 AL QUBAIS I H.	9 Laps





ACI Racing Weekend Monza 30-31 Ottobre 2021
Italian F4 Championship by Abarth - Best Sectors & Speed Race 2

RESULTS

1	87	BEARMAN Oliver	Tatuus F4 T014 Abarth	Laps 13
2	6	MONTOYA Sebastian	Tatuus F4 T014 Abarth	0.995
3	99	ANTONELLI Kimi Andrea	Tatuus F4 T014 Abarth	1.560
4	10	DÜRKSEN Joshua	Tatuus F4 T014 Abarth	2.227
5	7	SMAL Kirill	Tatuus F4 T014 Abarth	2.930
6	70	TRAMNITZ Tim	Tatuus F4 T014 Abarth	3.587
7	12	PATRESE Lorenzo	Tatuus F4 T014 Abarth	4.875
8	5	CAPIETTO Maceo	Tatuus F4 T014 Abarth	5.261
9	20	LAURSEN Conrad	Tatuus F4 T014 Abarth	6.335
10	13	DUFEK Joshua	Tatuus F4 T014 Abarth	6.356
11	15	BEDRIN Nikita	Tatuus F4 T014 Abarth	8.284
12	84	SIMONAZZI Francesco	Tatuus F4 T014 Abarth	9.209
13	68	RAMOS REYNOSO Santiago	Tatuus F4 T014 Abarth	9.255
14	69	LOMKO Vlad	Tatuus F4 T014 Abarth	10.237
15	77	PERINO Pedro	Tatuus F4 T014 Abarth	12.715
16	37	SZTUKA Kacper	Tatuus F4 T014 Abarth	13.218
17	86	VALINT Bence	Tatuus F4 T014 Abarth	13.601
18	23	ZUNIGA Erick	Tatuus F4 T014 Abarth	14.568
19	73	ARMANNI Pietro	Tatuus F4 T014 Abarth	15.599
20	79	MARKOGIANNIS Georgios	Tatuus F4 T014 Abarth	16.360
21	19	GRAY Oliver	Tatuus F4 T014 Abarth	20.738
22	17	BIZZOTTO Leonardo	Tatuus F4 T014 Abarth	21.144
23	46	DE HAAN Robert	Tatuus F4 T014 Abarth	21.262
24	11	REVESZ Levente	Tatuus F4 T014 Abarth	21.809
25	41	RIED Jonas	Tatuus F4 T014 Abarth	23.698
26	34	FLACK Marcos	Tatuus F4 T014 Abarth	24.174
27	27	GARCJARCE DAVILA Jorge	Tatuus F4 T014 Abarth	24.600
28	33	MAZZOLA Rocco	Tatuus F4 T014 Abarth	27.537
29	83	WEUG Maya	Tatuus F4 T014 Abarth	35.100
30	24	WISNICKI Piotr	Tatuus F4 T014 Abarth	1 Lap
31	28	BRASCHI Francesco	Tatuus F4 T014 Abarth	1 Lap
32	35	BAPTISTE Nicolas	Tatuus F4 T014 Abarth	3 Laps
33	25	BEN Samir	Tatuus F4 T014 Abarth	4 Laps
RET	72	FORNAROLI Leonardo	Tatuus F4 T014 Abarth	7 Laps
RET	88	AL QUBAIS I Hamda	Tatuus F4 T014 Abarth	9 Laps

SPEED

1	20	LAURSEN Conrad	Tatuus F4 T014 Abarth	226,4
2	7	SMAL Kirill	Tatuus F4 T014 Abarth	226,4
3	68	RAMOS REYNOSO Santiago	Tatuus F4 T014 Abarth	225,5
4	83	WEUG Maya	Tatuus F4 T014 Abarth	225,5
5	84	SIMONAZZI Francesco	Tatuus F4 T014 Abarth	224,5
6	99	ANTONELLI Kimi Andrea	Tatuus F4 T014 Abarth	224,1
7	87	BEARMAN Oliver	Tatuus F4 T014 Abarth	222,2
8	37	SZTUKA Kacper	Tatuus F4 T014 Abarth	221,3
9	17	BIZZOTTO Leonardo	Tatuus F4 T014 Abarth	221,3
10	13	DUFEK Joshua	Tatuus F4 T014 Abarth	220,9
11	24	WISNICKI Piotr	Tatuus F4 T014 Abarth	220,0
12	69	LOMKO Vlad	Tatuus F4 T014 Abarth	220,0
13	15	BEDRIN Nikita	Tatuus F4 T014 Abarth	219,1
14	10	DÜRKSEN Joshua	Tatuus F4 T014 Abarth	218,6
15	70	TRAMNITZ Tim	Tatuus F4 T014 Abarth	216,4
16	12	PATRESE Lorenzo	Tatuus F4 T014 Abarth	213,0
17	46	DE HAAN Robert	Tatuus F4 T014 Abarth	210,5
18	6	MONTOYA Sebastian	Tatuus F4 T014 Abarth	210,5
19	5	CAPIETTO Maceo	Tatuus F4 T014 Abarth	210,5
20	86	VALINT Bence	Tatuus F4 T014 Abarth	206,5
21	27	GARCJARCE DAVILA Jorge	Tatuus F4 T014 Abarth	204,5
22	28	BRASCHI Francesco	Tatuus F4 T014 Abarth	203,4
23	35	BAPTISTE Nicolas	Tatuus F4 T014 Abarth	201,9
24	77	PERINO Pedro	Tatuus F4 T014 Abarth	200,4
25	73	ARMANNI Pietro	Tatuus F4 T014 Abarth	199,3
26	72	FORNAROLI Leonardo	Tatuus F4 T014 Abarth	198,9
27	79	MARKOGIANNIS Georgios	Tatuus F4 T014 Abarth	198,5
28	25	BEN Samir	Tatuus F4 T014 Abarth	198,5
29	11	REVESZ Levente	Tatuus F4 T014 Abarth	193,2
30	23	ZUNIGA Erick	Tatuus F4 T014 Abarth	192,9
31	34	FLACK Marcos	Tatuus F4 T014 Abarth	192,2
32	19	GRAY Oliver	Tatuus F4 T014 Abarth	192,2
33	41	RIED Jonas	Tatuus F4 T014 Abarth	184,6
34	33	MAZZOLA Rocco	Tatuus F4 T014 Abarth	184,3
35	88	AL QUBAIS I Hamda	Tatuus F4 T014 Abarth	166,9

SEG. 1

1	99	ANTONELLI Kimi Andrea	40.688
2	17	BIZZOTTO Leonardo	40.837
3	20	LAURSEN Conrad	40.877
4	7	SMAL Kirill	41.054
5	10	DÜRKSEN Joshua	41.094
6	6	MONTOYA Sebastian	41.191
7	83	WEUG Maya	41.193
8	70	TRAMNITZ Tim	41.246
9	15	BEDRIN Nikita	41.302
10	69	LOMKO Vlad	41.329
11	87	BEARMAN Oliver	41.331
12	13	DUFEK Joshua	41.340
13	12	PATRESE Lorenzo	41.341
14	68	RAMOS REYNOSO Sa	41.356
15	84	SIMONAZZI Francesco	41.370
16	5	CAPIETTO Maceo	41.587
17	24	WISNICKI Piotr	41.732
18	23	ZUNIGA Erick	41.734
19	28	BRASCHI Francesco	41.743
20	46	DE HAAN Robert	41.761
21	37	SZTUKA Kacper	41.773
22	72	FORNAROLI Leonardo	41.808
23	19	GRAY Oliver	41.814
24	86	VALINT Bence	41.844
25	77	PERINO Pedro	41.874
26	27	GARCJARCE DAVILA J	42.055
27	79	MARKOGIANNIS Georg	42.147
28	35	BAPTISTE Nicolas	42.266
29	73	ARMANNI Pietro	42.306
30	25	BEN Samir	42.497
31	11	REVESZ Levente	42.508
32	34	FLACK Marcos	42.797
33	33	MAZZOLA Rocco	42.940
34	41	RIED Jonas	43.013
35	88	AL QUBAIS I Hamda	45.472

SEG. 2

1	87	BEARMAN Oliver	44.554
2	10	DÜRKSEN Joshua	44.652
3	12	PATRESE Lorenzo	44.825
4	5	CAPIETTO Maceo	44.847
5	6	MONTOYA Sebastian	44.918
6	7	SMAL Kirill	44.975
7	70	TRAMNITZ Tim	44.991
8	99	ANTONELLI Kimi Andrea	45.000
9	20	LAURSEN Conrad	45.042
10	69	LOMKO Vlad	45.112
11	11	REVESZ Levente	45.222
12	28	BRASCHI Francesco	45.231
13	13	DUFEK Joshua	45.266
14	68	RAMOS REYNOSO Sa	45.282
15	79	MARKOGIANNIS Georg	45.282
16	15	BEDRIN Nikita	45.366
17	37	SZTUKA Kacper	45.417
18	77	PERINO Pedro	45.424
19	84	SIMONAZZI Francesco	45.470
20	72	FORNAROLI Leonardo	45.527
21	24	WISNICKI Piotr	45.684
22	46	DE HAAN Robert	45.688
23	35	BAPTISTE Nicolas	45.708
24	86	VALINT Bence	45.800
25	73	ARMANNI Pietro	45.848
26	23	ZUNIGA Erick	45.907
27	27	GARCJARCE DAVILA J	46.116
28	34	FLACK Marcos	46.149
29	25	BEN Samir	46.163
30	17	BIZZOTTO Leonardo	46.199
31	83	WEUG Maya	46.209
32	19	GRAY Oliver	46.351
33	41	RIED Jonas	46.609
34	33	MAZZOLA Rocco	46.797
35	88	AL QUBAIS I Hamda	48.083

SEG. 3

1	99	ANTONELLI Kimi Andrea	45.050
2	69	LOMKO Vlad	45.107
3	6	MONTOYA Sebastian	45.171
4	10	DÜRKSEN Joshua	45.184
5	7	SMAL Kirill	45.233
6	5	CAPIETTO Maceo	45.338
7	87	BEARMAN Oliver	45.363
8	13	DUFEK Joshua	45.438
9	70	TRAMNITZ Tim	45.479
10	23	ZUNIGA Erick	45.701
11	12	PATRESE Lorenzo	45.968
12	84	SIMONAZZI Francesco	45.989
13	68	RAMOS REYNOSO Sa	46.072
14	25	BEN Samir	46.121
15	72	FORNAROLI Leonardo	46.130
16	20	LAURSEN Conrad	46.163
17	73	ARMANNI Pietro	46.232
18	15	BEDRIN Nikita	46.238
19	28	BRASCHI Francesco	46.273
20	86	VALINT Bence	46.284
21	24	WISNICKI Piotr	46.307
22	37	SZTUKA Kacper	46.334
23	35	BAPTISTE Nicolas	46.359
24	77	PERINO Pedro	46.402
25	79	MARKOGIANNIS Georg	46.543
26	46	DE HAAN Robert	46.699
27	83	WEUG Maya	46.783
28	19	GRAY Oliver	46.795
29	41	RIED Jonas	47.150
30	11	REVESZ Levente	47.179
31	17	BIZZOTTO Leonardo	47.222
32	34	FLACK Marcos	47.226
33	27	GARCJARCE DAVILA J	47.383
34	33	MAZZOLA Rocco	47.886
35	88	AL QUBAIS I Hamda	49.002





ACI Racing Weekend Monza 30-31 Ottobre 2021
Italian F4 Championship by Abarth - Chronological Analysis Race 2

Monza 5.793 m

Start at 17:20'11.215

1 / 5

5 M. CAPIETTO (2'12.414)						
Lap	Seg.1	Seg.2	Seg.3	Lap Time	km/h	Local Time
1		1'10.296	1'05.286	3'48.157	55,4	17:23'59.372
2	51.876	1'00.441	1'18.231	3'10.548	150,8	17:27'09.920
3	44.847	46.593	48.714	2'20.154	138,8	17:29'30.074
4	43.927	46.780	46.413	2'17.120	163,6	17:31'47.194
5	42.793	46.107	46.055	2'14.955	180,3	17:34'02.149
6	42.107	45.514	45.360	2'12.981	200,4	17:36'15.130
7	41.853	45.733	46.292	2'13.878	198,5	17:38'29.008
8	41.769	45.534	45.338	2'12.641	210,5	17:40'41.649
9	41.844	45.005	45.634	2'12.483	192,9	17:42'54.132
10	41.588	44.847	45.979	2'12.414	205,7	17:45'06.546
11	56.012	1'07.933	1'03.885	3'07.830	150,4	17:48'14.376
12	42.503	45.598	45.947	2'14.048	184,9	17:50'28.424
13	41.587	45.347	45.696	2'12.630	200,4	17:52'41.054
Race Time 32'29.839						

6 S. MONTOYA (2'11.280)						
Lap	Seg.1	Seg.2	Seg.3	Lap Time	km/h	Local Time
1		1'08.461	1'05.610	3'28.940	77,5	17:23'40.155
2	52.286	1'00.603	1'30.423	3'23.312	153,2	17:27'03.467
3	42.713	47.142	47.963	2'17.818	198,9	17:29'21.285
4	42.214	45.352	46.455	2'14.021	210,5	17:31'35.306
5	42.219	45.630	46.147	2'13.996	193,5	17:33'49.302
6	41.692	46.185	46.220	2'14.097	204,9	17:36'03.399
7	41.524	45.357	45.409	2'12.290	202,2	17:38'15.689
8	41.425	44.968	45.440	2'11.833	208,5	17:40'27.522
9	41.191	44.918	45.171	2'11.280	210,1	17:42'38.802
10	41.251	45.047	45.276	2'11.574	206,5	17:44'50.376
11	1'07.330	1'05.975	1'08.283	3'21.588	101,9	17:48'11.964
12	41.987	45.232	45.607	2'12.826	192,2	17:50'24.790
13	41.666	44.998	45.334	2'11.998	204,9	17:52'36.788
Race Time 32'25.573						

7 K. SMAL (2'11.523)						
Lap	Seg.1	Seg.2	Seg.3	Lap Time	km/h	Local Time
1		1'08.324	1'05.028	3'31.908	79,8	17:23'43.123
2	52.677	1'00.885	1'27.892	3'21.454	147,3	17:27'04.577
3	42.774	47.496	47.519	2'17.789	171,7	17:29'22.366
4	42.434	45.737	46.712	2'14.883	182,7	17:31'37.249
5	41.464	45.885	46.093	2'13.442	213,9	17:33'50.691
6	41.326	45.843	46.019	2'13.188	219,1	17:36'03.879
7	41.153	45.977	45.434	2'12.564	214,3	17:38'16.443
8	41.416	45.035	45.316	2'11.767	220,0	17:40'28.210
9	41.054	45.236	45.233	2'11.523	222,2	17:42'39.733
10	41.250	44.975	45.422	2'11.647	226,4	17:44'51.380
11	1'07.069	1'05.615	1'08.347	3'21.031	104,0	17:48'12.411
12	42.366	45.266	46.147	2'13.779	184,0	17:50'26.190
13	41.183	45.507	45.843	2'12.533	212,6	17:52'38.723
Race Time 32'27.508						

10 J. DÜRKSEN (2'11.154)						
Lap	Seg.1	Seg.2	Seg.3	Lap Time	km/h	Local Time
1		1'08.733	1'04.096	3'35.059	80,1	17:23'46.274
2	54.027	59.657	1'26.265	3'19.949	116,1	17:27'06.223
3	42.853	46.594	47.450	2'16.897	179,1	17:29'23.120
4	41.916	45.813	47.008	2'14.737	197,4	17:31'37.857
5	41.679	45.287	46.514	2'13.480	205,7	17:33'51.337
6	41.561	45.590	46.136	2'13.287	212,2	17:36'04.624
7	42.255	44.806	45.619	2'12.680	218,6	17:38'17.304
8	41.094	45.182	45.708	2'11.984	213,9	17:40'29.288
9	41.205	44.908	45.330	2'11.443	216,9	17:42'40.731
10	41.318	44.652	45.184	2'11.154	213,0	17:44'51.885
11	1'07.684	1'06.770	1'06.298	3'20.752	105,0	17:48'12.637

12	41.904	45.194	45.886	2'12.984	187,2	17:50'25.621
13	41.413	45.440	45.546	2'12.399	212,6	17:52'38.020
Race Time 32'26.805						

11 L. REVESZ (2'15.622)						
Lap	Seg.1	Seg.2	Seg.3	Lap Time	km/h	Local Time
1		1'11.948	1'04.138	3'56.473	68,9	17:24'07.688
2	55.493	56.463	1'13.592	3'05.548	115,0	17:27'13.236
3	47.492	49.445	49.042	2'25.979	132,5	17:29'39.215
4	44.926	47.898	48.133	2'20.957	155,6	17:32'00.172
5	43.663	46.646	48.204	2'18.513	168,8	17:34'18.685
6	43.356	46.296	47.409	2'17.061	161,9	17:36'35.746
7	42.562	46.504	47.673	2'16.739	179,7	17:38'52.485
8	42.952	46.238	47.445	2'16.635	187,2	17:41'09.120
9	42.714	46.223	47.508	2'16.445	181,5	17:43'25.565
10	42.508	45.222	47.892	2'15.622	193,2	17:45'41.187
11	44.547	1'01.086	55.400	2'41.033	134,3	17:48'22.220
12	44.520	47.565	47.179	2'19.264	171,4	17:50'41.484
13	42.778	45.966	47.374	2'16.118	172,5	17:52'57.602
Race Time 32'46.387						

12 L. PATRESE (2'12.297)						
Lap	Seg.1	Seg.2	Seg.3	Lap Time	km/h	Local Time
1		1'10.231	1'04.681	3'26.543	66,7	17:23'37.758
2	52.081	1'00.151	1'33.182	3'25.414	162,4	17:27'03.172
3	42.589	47.007	51.309	2'20.905	206,5	17:29'24.077
4	42.464	46.274	46.977	2'15.715	177,0	17:31'39.792
5	41.858	47.743	47.208	2'16.809	191,5	17:33'56.601
6	41.539	45.748	46.430	2'13.717	202,6	17:36'10.318
7	41.747	45.271	45.968	2'12.986	205,7	17:38'23.304
8	41.699	45.069	46.225	2'12.993	197,1	17:40'36.297
9	41.341	45.182	46.339	2'12.862	213,0	17:42'49.159
10	41.414	44.825	46.058	2'12.297	210,1	17:45'01.456
11	1'00.136	1'07.292	1'04.820	3'12.248	134,0	17:48'13.704
12	41.860	45.644	46.228	2'13.732	187,5	17:50'27.436
13	41.597	45.427	46.208	2'13.232	202,6	17:52'40.668
Race Time 32'29.453						

13 J. DUFKEK (2'12.790)						
Lap	Seg.1	Seg.2	Seg.3	Lap Time	km/h	Local Time
1		1'10.729	1'05.072	3'47.382	62,2	17:23'58.597
2	52.160	1'00.165	1'18.869	3'11.194	170,6	17:27'09.791
3	43.676	47.612	48.360	2'19.648	151,3	17:29'29.439
4	43.196	47.343	47.455	2'17.994	164,1	17:31'47.433
5	42.456	46.724	46.210	2'15.390	188,5	17:34'02.823
6	41.854	45.624	45.767	2'13.245	206,1	17:36'16.068
7	41.820	45.371	45.799	2'12.990	196,0	17:38'29.058
8	41.714	46.277	46.815	2'14.806	213,4	17:40'43.864
9	42.665	45.955	46.393	2'15.013	220,9	17:42'58.877
10	41.618	45.516	46.368	2'13.502	207,7	17:45'12.379
11	52.018	1'07.715	1'02.735	3'02.468	198,9	17:48'14.847
12	42.154	46.920	45.438	2'14.512	188,2	17:50'29.359
13	41.340	45.266	46.184	2'12.790	201,5	17:52'42.149
Race Time 32'30.934						

15 N. BEDRIN (2'13.351)						
Lap	Seg.1	Seg.2	Seg.3	Lap Time	km/h	Local Time
1		1'09.509	1'04.702	3'41.175	62,5	17:23'52.390
2	53.351	59.479	1'22.793	3'15.623	133,5	17:27'08.013
3	45.050	47.800	49.488	2'22.338	132,4	17:29'30.351
4	43.557	46.940	47.746	2'18.243	163,9	17:31'48.594
5	42.969	46.014	47.346	2'16.329	179,7	17:34'04.923
6	45.024	45.814	46.810	2'17.648	185,9	17:36'22.571
7	42.219	45.366	46.442	2'14.027	203,4	17:38'36.598

30/10/2021

P = Pits In/Out - C = Lap Time Cancelled



Powered by FICr PERUGIA TIMING





ACI Racing Weekend Monza 30-31 Ottobre 2021

Italian F4 Championship by Abarth - Chronological Analysis Race 2

Monza 5.793 m

Start at 17:20'11.215

2 / 5

8	41.707	45.581	46.406	2'13.694	215,6	17:40'50.292	4	43.666	47.824	46.994	2'18.484	181,8	17:31'46.672
9	41.701	46.179	46.314	2'14.194	216,9	17:43'04.486	5	41.734	46.949	46.613	2'15.296	188,2	17:34'01.968
10	41.719	45.488	46.619	2'13.826	219,1	17:45'18.312	6	55.410	46.577	47.021	2'29.008	189,8	17:36'30.976
11	47.545	1'08.491	1'01.061	2'57.097	201,1	17:48'15.409	7	42.385	47.052	46.975	2'16.412	175,0	17:38'47.388
12	42.086	46.993	46.238	2'15.317	179,4	17:50'30.726	8	42.099	46.006	46.673	2'14.778	186,5	17:41'02.166
13	41.302	45.549	46.500	2'13.351	218,6	17:52'44.077	9	42.705	46.519	45.701	2'14.925	178,8	17:43'17.091
						Race Time 32'32.862	10	41.973	45.907	46.916	2'14.796	173,9	17:45'31.887
							11	44.295	1'05.971	57.710	2'47.976	161,7	17:48'19.863
							12	42.415	46.543	46.580	2'15.538	192,9	17:50'35.401
							13	42.588	45.928	46.444	2'14.960	178,8	17:52'50.361
						Race Time 32'39.146							

17 L. BIZZOTTO (2'14.821)

Lap	Seg.1	Seg.2	Seg.3	Lap Time	km/h	Local Time
1		1'11.346	1'04.751	3'54.806	63,3	17:24'06.021
2	54.327	57.399	1'15.034	3'06.760	123,6	17:27'12.781
3	46.210	48.529	48.836	2'23.575	127,8	17:29'36.356
4	45.905	47.739	48.483	2'22.127	150,4	17:31'58.483
5	43.932	47.444	48.364	2'19.740	155,2	17:34'18.223
6	42.333	47.100	47.664	2'17.097	164,4	17:36'35.320
7	41.812	47.350	47.931	2'17.093	186,5	17:38'52.413
8	42.184	46.199	47.226	2'15.609	203,4	17:41'08.022
9	42.727	47.155	47.222	2'17.104	191,2	17:43'25.126
10	40.837	46.223	47.761	2'14.821	221,3	17:45'39.947
11	44.415	1'01.931	56.007	2'42.353	147,5	17:48'22.300
12	43.119	46.936	47.712	2'17.767	172,2	17:50'40.067
13	41.646	47.016	48.208	2'16.870	193,9	17:52'56.937
						Race Time 32'45.722

24 P. WISNICKI (2'13.849)

Lap	Seg.1	Seg.2	Seg.3	Lap Time	km/h	Local Time
1		1'08.998	1'04.588	3'39.407	65,5	17:23'50.622
2	53.582	59.109	1'24.282	3'16.973	136,5	17:27'07.595
3	44.319	48.692	49.419	2'22.430	154,3	17:29'30.025
4	45.539	47.403	48.462	2'21.404	179,1	17:31'51.429
5	41.872	46.668	47.539	2'16.079	202,6	17:34'07.508
6	43.047	46.332	47.382	2'16.761	203,0	17:36'24.269
7	41.732	46.402	47.138	2'15.272	220,0	17:38'39.541
8	42.539	45.812	46.566	2'14.917	187,8	17:40'54.458
9	41.858	45.684	46.307	2'13.849	204,5	17:43'08.307
10	42.018	46.001	46.934	2'14.953	209,3	17:45'23.260
11	46.034	1'07.486	59.886	2'53.406	151,5	17:48'16.666
12	42.770	46.147	47.218	2'16.135	177,6	17:50'32.801
						Race Time 30'21.586

19 O. GRAY (2'15.175)

Lap	Seg.1	Seg.2	Seg.3	Lap Time	km/h	Local Time
1		1'11.067	1'04.307	3'59.938	60,4	17:24'11.153
2	55.981	55.523	1'12.301	3'03.805	102,3	17:27'14.958
3	46.712	48.520	48.670	2'23.902	130,8	17:29'38.860
4	44.284	47.736	47.938	2'19.958	149,8	17:31'58.818
5	43.212	47.125	47.319	2'17.656	162,2	17:34'16.474
6	43.187	47.188	47.218	2'17.593	166,9	17:36'34.067
7	41.925	46.640	46.795	2'15.360	181,5	17:38'49.427
8	42.021	46.603	46.980	2'15.604	177,6	17:41'05.031
9	41.814	46.351	47.010	2'15.175	186,9	17:43'20.206
10	42.325	46.462	48.761	2'17.548	187,5	17:45'37.754
11	44.544	1'03.092	57.249	2'44.885	165,4	17:48'22.639
12	43.566	46.573	47.392	2'17.531	171,2	17:50'40.170
13	41.998	46.689	47.674	2'16.361	192,2	17:52'56.531
						Race Time 32'45.316

25 S. BEN (2'15.375)

Lap	Seg.1	Seg.2	Seg.3	Lap Time	km/h	Local Time
1		1'11.467	1'04.330	3'57.396	69,9	17:24'08.611
2	55.545	56.155	1'13.501	3'05.201	116,5	17:27'13.812
3	46.380	49.318	49.321	2'25.019	139,5	17:29'38.831
4	44.116	47.442	48.076	2'19.634	148,6	17:31'58.465
5	43.423	46.967	46.770	2'17.160	168,2	17:34'15.625
6	43.745	46.537	47.095	2'17.377	165,6	17:36'33.002
7	43.525	46.727	46.840	2'17.092	172,0	17:38'50.094
8	43.411	46.163	46.594	2'16.168	187,2	17:41'06.262
9	43.049	46.205	46.121	2'15.375	188,2	17:43'21.637
						Race Time 23'10.422

20 C. LAURSEN (2'12.616)

Lap	Seg.1	Seg.2	Seg.3	Lap Time	km/h	Local Time
1		1'08.446	1'04.765	3'34.538	87,2	17:23'45.753
2	53.666	59.885	1'26.823	3'20.374	126,0	17:27'06.127
3	43.464	46.887	48.150	2'18.501	154,3	17:29'24.628
4	43.132	46.012	46.719	2'15.863	176,2	17:31'40.491
5	42.478	46.976	46.952	2'16.406	185,6	17:33'56.897
6	41.948	45.757	47.153	2'14.858	188,5	17:36'11.755
7	42.194	45.609	46.896	2'14.699	185,2	17:38'26.454
8	41.876	45.885	46.838	2'14.599	201,9	17:40'41.053
9	40.885	45.359	46.372	2'12.616	221,3	17:42'53.669
10	40.877	45.390	46.446	2'12.713	226,4	17:45'06.382
11	55.757	1'07.693	1'04.520	3'07.970	163,6	17:48'14.352
12	42.050	45.570	46.163	2'13.783	191,2	17:50'28.135
13	41.809	45.042	47.142	2'13.993	208,9	17:52'42.128
						Race Time 32'30.913

27 J. GARCIA RCE DAVILA (2'17.150)

Lap	Seg.1	Seg.2	Seg.3	Lap Time	km/h	Local Time
1		1'10.700	1'04.572	3'52.299	63,3	17:24'03.514
2	53.888	58.541	1'16.409	3'08.838	130,3	17:27'12.352
3	47.520	48.141	50.695	2'26.356	123,4	17:29'38.708
4	45.957	48.184	50.100	2'24.241	150,2	17:32'02.949
5	44.059	47.673	49.201	2'20.933	155,4	17:34'23.882
6	42.868	46.397	49.534	2'18.799	184,9	17:36'42.681
7	43.859	46.647	48.554	2'19.060	171,2	17:39'01.741
8	43.557	46.713	48.123	2'18.393	194,9	17:41'20.134
9	42.561	46.958	47.631	2'17.150	184,3	17:43'37.284
10	42.055	46.116	49.759	2'17.930	204,5	17:45'55.214
11	44.809	49.487	54.011	2'28.307	178,8	17:48'23.521
12	43.490	48.077	48.068	2'19.635	154,1	17:50'43.156
13	43.472	46.382	47.383	2'17.237	181,8	17:53'00.393
						Race Time 32'49.178

23 E. ZUNIGA (2'14.778)

Lap	Seg.1	Seg.2	Seg.3	Lap Time	km/h	Local Time
1		1'08.341	1'04.677	3'37.567	69,9	17:23'48.782
2	54.273	58.870	1'25.073	3'18.216	135,8	17:27'06.998
3	44.805	48.169	48.216	2'21.190	151,0	17:29'28.188

28 F. BRASCHI (2'14.077)

Lap	Seg.1	Seg.2	Seg.3	Lap Time	km/h	Local Time
1		1'10.703	1'04.923	3'46.263	61,6	17:23'57.478
2	52.558	59.580	1'20.059	3'12.197	158,8	17:27'09.675
3	45.591	48.771	47.847	2'22.209	135,5	17:29'31.884
4	43.036	46.956	47.808	2'17.800	173,4	17:31'49.684

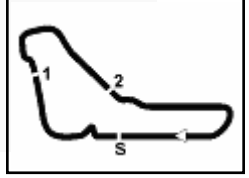
30/10/2021

P = Pits In/Out - C = Lap Time Cancelled



Powered by FICr PERUGIA TIMING





ACI Racing Weekend Monza 30-31 Ottobre 2021

Italian F4 Championship by Abarth - Chronological Analysis Race 2

Monza 5.793 m

Start at 17:20:11.215

3 / 5

5	42.412	45.907	46.817	2'15.136	184,3	17:34'04.820	5	42.453	46.783	46.911	2'16.147	191,8	17:34'07.736
6	49.304	46.096	46.914	2'22.314	196,7	17:36'27.134	6	43.097	46.748	47.154	2'16.999	201,1	17:36'24.735
7	42.660	46.296	46.273	2'15.229	190,5	17:38'42.363	7	42.560	46.322	46.334	2'15.216	180,3	17:38'39.951
8	42.545	45.725	46.297	2'14.567	185,9	17:40'56.930	8	42.808	46.283	46.388	2'15.479	179,4	17:40'55.430
9	41.743	46.005	46.329	2'14.077	202,2	17:43'11.007	9	41.773	46.583	46.404	2'14.760	221,3	17:43'10.190
10	41.912	45.592	47.524	2'15.028	203,4	17:45'26.035	10	42.599	45.417	46.934	2'14.950	193,9	17:45'25.140
11	45.141	1'08.305	58.676	2'52.122	163,9	17:48'18.157	11	45.467	1'08.387	58.483	2'52.337	159,5	17:48'17.477
12	43.030	46.106	46.858	2'15.994	168,8	17:50'34.151	12	43.067	46.610	47.243	2'16.920	173,4	17:50'34.397
Race Time 30'22.936							13	42.003	46.011	46.600	2'14.614	205,3	17:52'49.011
Race Time 30'22.936							Race Time 32'37.796						

33 R. MAZZOLA (2'18.314)							41 J. RIED (2'17.091)						
Lap	Seg.1	Seg.2	Seg.3	Lap Time	km/h	Local Time	Lap	Seg.1	Seg.2	Seg.3	Lap Time	km/h	Local Time
1		1'11.567	1'03.926	3'59.049	69,3	17:24'10.264	1		1'11.517	1'04.476	3'58.398	67,9	17:24'09.613
2	55.646	56.269	1'12.614	3'04.529	111,1	17:27'14.793	2	55.494	56.328	1'12.543	3'04.365	116,9	17:27'13.978
3	47.806	49.746	49.460	2'27.012	128,0	17:29'41.805	3	52.910	48.723	48.296	2'29.929	118,8	17:29'43.907
4	44.201	49.203	49.567	2'22.971	150,4	17:32'04.776	4	43.831	47.893	48.974	2'20.698	149,4	17:32'04.605
5	44.404	48.164	48.568	2'21.136	154,7	17:34'25.912	5	43.993	47.121	48.525	2'19.639	161,7	17:34'24.244
6	43.968	47.579	48.316	2'19.863	184,3	17:36'45.775	6	43.571	47.295	47.572	2'18.438	173,1	17:36'42.682
7	43.791	47.354	48.190	2'19.335	180,6	17:39'05.110	7	43.220	46.881	47.180	2'17.281	177,6	17:38'59.963
8	43.384	46.797	48.133	2'18.314	169,3	17:41'23.424	8	43.013	46.987	47.427	2'17.427	178,2	17:41'17.390
9	43.324	47.169	48.410	2'18.903	175,3	17:43'42.327	9	43.332	46.609	47.150	2'17.091	184,6	17:43'34.481
10	43.363	47.337	48.384	2'19.084	172,0	17:46'01.411	10	43.150	46.840	49.859	2'19.849	173,9	17:45'54.330
11	43.251	48.152	51.443	2'22.846	172,0	17:48'24.257	11	45.110	49.436	54.181	2'28.727	174,5	17:48'23.057
12	44.463	48.291	47.886	2'20.640	157,7	17:50'44.897	12	43.364	47.263	47.463	2'18.090	161,9	17:50'41.147
13	42.940	47.127	48.366	2'18.433	182,4	17:53'03.330	13	43.947	46.994	47.403	2'18.344	181,8	17:52'59.491
Race Time 32'52.115							Race Time 32'48.276						

34 M. FLACK (2'16.756)							46 R. DE HAAN (2'14.589)						
Lap	Seg.1	Seg.2	Seg.3	Lap Time	km/h	Local Time	Lap	Seg.1	Seg.2	Seg.3	Lap Time	km/h	Local Time
1		1'10.936	1'04.123	4'00.390	60,3	17:24'11.605	1		1'08.569	1'04.638	3'36.218	77,0	17:23'47.433
2	55.949	55.626	1'12.094	3'03.669	97,4	17:27'15.274	2	53.508	59.407	1'26.198	3'19.113	126,9	17:27'06.546
3	47.069	48.311	49.402	2'24.782	125,6	17:29'40.056	3	45.128	48.681	48.647	2'22.456	148,1	17:29'29.002
4	45.253	48.233	48.702	2'22.188	137,4	17:32'02.244	4	43.429	47.360	47.347	2'18.136	168,8	17:31'47.138
5	43.975	48.309	47.561	2'19.845	162,7	17:34'22.089	5	42.472	46.138	46.978	2'15.588	189,1	17:34'02.726
6	44.897	46.894	48.290	2'20.081	179,4	17:36'42.170	6	44.638	46.320	53.917	2'24.875P	200,0	17:36'27.601
7	44.671	47.248	47.766	2'19.685	173,1	17:39'01.855	7	42'23.604	46.326	47.219	2'57.149P	181,8	17:39'24.750
8	42.797	46.149	48.031	2'16.977	182,7	17:41'18.832	8	42.331	46.177	47.477	2'15.985	198,2	17:41'40.735
9	42.972	47.138	47.226	2'17.336	191,8	17:43'36.168	9	42.137	45.688	46.764	2'14.589	210,5	17:43'55.324
10	43.711	46.955	49.091	2'19.757	192,2	17:45'55.925	10	41.818	46.161	46.699	2'14.678	208,9	17:46'10.002
11	46.028	48.247	53.743	2'28.018	160,7	17:48'23.943	11	41.761	45.959	47.186	2'14.906	202,6	17:48'24.908
12	43.900	47.619	47.749	2'19.268	154,3	17:50'43.211	12	43.182	46.644	47.241	2'17.067	174,2	17:50'41.975
13	42.814	46.693	47.249	2'16.756	180,3	17:52'59.967	13	42.086	45.788	47.206	2'15.080	184,0	17:52'57.055
Race Time 32'48.752							Race Time 32'45.840						

35 N. BAPTISTE (2'14.988)							68 S. RAMOS REYNOSO (2'13.265)						
Lap	Seg.1	Seg.2	Seg.3	Lap Time	km/h	Local Time	Lap	Seg.1	Seg.2	Seg.3	Lap Time	km/h	Local Time
1		1'10.822	1'04.655	3'53.384	62,4	17:24'04.599	1		1'08.976	1'04.698	3'38.893	69,5	17:23'50.108
2	54.644	57.666	1'15.617	3'07.927	126,5	17:27'12.526	2	53.672	59.050	1'24.450	3'17.172	139,2	17:27'07.280
3	46.863	47.993	47.346	2'22.202	132,2	17:29'34.728	3	45.133	48.516	49.462	2'23.111	133,3	17:29'30.391
4	44.585	46.860	47.797	2'19.242	142,3	17:31'53.970	4	45.585	47.282	47.499	2'20.366	162,7	17:31'50.757
5	43.320	47.368	46.359	2'17.047	166,2	17:34'11.017	5	41.721	46.218	46.340	2'14.279	203,8	17:34'05.036
6	42.974	45.848	47.066	2'15.888	175,9	17:36'26.905	6	45.856	46.662	46.595	2'19.113	205,3	17:36'24.149
7	42.765	49.938	46.839	2'19.542	190,5	17:38'46.447	7	41.356	46.096	46.072	2'13.524	225,5	17:38'37.673
8	42.534	45.708	46.746	2'14.988	194,9	17:41'01.435	8	41.750	45.683	46.441	2'13.874	204,9	17:40'51.547
9	43.167	46.967	46.645	2'16.779	180,6	17:43'18.214	9	41.573	45.292	46.400	2'13.265	223,6	17:43'04.812
10	42.266	45.959	48.193	2'16.418	201,9	17:45'34.632	10	42.463	45.361	46.303	2'14.127	212,2	17:45'18.939
Race Time 25'23.417							11	47.595	1'08.706	1'00.509	2'56.810	180,9	17:48'15.749
Race Time 25'23.417							12	42.496	46.752	46.451	2'15.699	183,7	17:50'31.448
Race Time 25'23.417							13	42.085	45.282	46.233	2'13.600	213,0	17:52'45.048
Race Time 25'23.417							Race Time 32'33.833						

37 K. SZTUKA (2'14.614)							69 V. LOMKO (2'11.548)						
Lap	Seg.1	Seg.2	Seg.3	Lap Time	km/h	Local Time	Lap	Seg.1	Seg.2	Seg.3	Lap Time	km/h	Local Time
1		1'10.474	1'05.168	3'45.498	67,3	17:23'56.713	1						
2	52.510	59.706	1'20.356	3'12.572	145,0	17:27'09.285	2						
3	46.111	48.101	47.430	2'21.642	135,3	17:29'30.927	3						
4	46.040	47.898	46.724	2'20.662	157,4	17:31'51.589	4						

30/10/2021 P = Pits In/Out - C = Lap Time Cancelled



ACI Racing Weekend Monza 30-31 Ottobre 2021
Italian F4 Championship by Abarth - Chronological Analysis Race 2

Monza 5.793 m

Start at 17:20'11.215

4 / 5

1		1'08.606	1'04.513	3'33.644	82,4	17:23'44.859	4	43.485	47.381	47.590	2'18.456	144,4	17:31'52.625	
2	53.650	59.899	1'27.461	3'21.010	139,0	17:27'05.869	5	43.994	46.951	46.402	2'17.347	147,5	17:34'09.972	
3	43.952	46.846	48.254	2'19.052	171,2	17:29'24.921	6	43.109	46.236	46.860	2'16.205	157,0	17:36'26.177	
4	42.573	45.379	45.867	2'13.819	186,5	17:31'38.740	7	42.450	45.424	46.653	2'14.527	188,5	17:38'40.704	
5	42.394	1'01.533	46.302	2'30.229	208,9	17:34'08.969	8	43.266	45.718	46.638	2'15.622	180,9	17:40'56.326	
6	42.725	46.767	47.774	2'17.266	181,8	17:36'26.235	9	41.977	45.546	46.468	2'13.991	197,8	17:43'10.317	
7	42.499	45.734	46.672	2'14.905	195,7	17:38'41.140	10	41.874	45.496	46.650	2'14.020	200,4	17:45'24.337	
8	42.494	45.436	46.518	2'14.448	186,5	17:40'55.588	11	45.418	1'08.264	59.069	2'52.751	156,3	17:48'17.088	
9	42.009	45.501	46.192	2'13.702	220,0	17:43'09.290	12	42.869	46.233	47.223	2'16.325	166,7	17:50'33.413	
10	41.329	45.112	45.107	2'11.548	210,5	17:45'20.838	13	42.025	46.081	46.989	2'15.095	187,2	17:52'48.508	
11	47.053	1'08.119	1'00.048	2'55.220	182,7	17:48'16.058								Race Time 32'37.293
12	42.366	47.050	46.671	2'16.087	187,2	17:50'32.145								
13	41.724	45.358	46.803	2'13.885	183,4	17:52'46.030								

Race Time 32'34.815

79 G. MARKOGIANNIS (2'14.895)

Lap	Seg.1	Seg.2	Seg.3	Lap Time	km/h	Local Time
1		1'11.075	1'04.888	3'55.377	65,8	17:24'06.592
2	54.475	57.174	1'14.846	3'06.495	124,7	17:27'13.087
3	47.237	48.501	49.307	2'25.045	125,7	17:29'38.132
4	43.671	46.863	47.559	2'18.093	158,8	17:31'56.225
5	43.123	46.579	47.596	2'17.298	182,7	17:34'13.523
6	42.831	46.839	47.004	2'16.674	179,7	17:36'30.197
7	42.922	47.126	47.363	2'17.411	190,1	17:38'47.608
8	42.310	46.240	46.942	2'15.492	198,5	17:41'03.100
9	42.269	46.432	47.413	2'16.114	198,5	17:43'19.214
10	42.147	46.243	47.523	2'15.913	197,4	17:45'35.127
11	45.320	1'03.547	57.207	2'46.074	151,5	17:48'21.201
12	43.418	46.096	46.543	2'16.057	196,4	17:50'37.258
13	42.390	45.282	47.223	2'14.895	181,2	17:52'52.153

Race Time 32'40.938

83 M. WEUG (2'15.177)

Lap	Seg.1	Seg.2	Seg.3	Lap Time	km/h	Local Time
1		1'10.838	1'04.980	3'48.901	61,7	17:24'00.116
2	52.695	59.828	1'18.304	3'10.827	153,4	17:27'10.943
3	45.727	48.327	48.646	2'22.700	123,1	17:29'33.643
4	43.318	48.720	48.247	2'20.285	161,2	17:31'53.928
5	42.373	48.576	47.986	2'18.935	168,8	17:34'12.863
6	43.007	47.308	46.783	2'17.098	195,7	17:36'29.961
7	43.321	46.988	47.632	2'17.941	189,8	17:38'47.902
8	42.975	46.432	47.307	2'16.714	190,5	17:41'04.616
9	41.193	47.025	46.959	2'15.177	221,3	17:43'19.793
10	42.652	46.209	48.349	2'17.210	206,1	17:45'37.003
11	44.277	1'03.529	1'13.230	3'01.036	180,0	17:48'38.039
12	43.055	46.490	47.521	2'17.066	204,9	17:50'55.105
13	42.040	46.493	47.255	2'15.788	225,5	17:53'10.893

Race Time 32'59.678

84 F. SIMONAZZI (2'13.075)

Lap	Seg.1	Seg.2	Seg.3	Lap Time	km/h	Local Time
1		1'09.555	1'05.527	3'43.791	63,8	17:23'55.006
2	52.692	59.565	1'21.811	3'14.068	146,7	17:27'09.074
3	43.965	47.754	48.359	2'20.078	149,0	17:29'29.152
4	43.049	46.574	47.108	2'16.731	176,8	17:31'45.883
5	42.260	46.062	46.592	2'14.914	211,8	17:34'00.797
6	41.422	46.193	46.206	2'13.821	223,1	17:36'14.618
7	42.083	45.828	46.925	2'14.836	219,5	17:38'29.454
8	41.685	45.523	47.091	2'14.299	205,7	17:40'43.753
9	41.957	46.735	46.086	2'14.778	218,6	17:42'58.531
10	41.370	45.716	45.989	2'13.075	224,5	17:45'11.606
11	51.783	1'07.625	1'03.609	3'03.017	214,3	17:48'14.623
12	42.577	47.620	46.435	2'16.632	186,5	17:50'31.255
13	41.826	45.470	46.451	2'13.747	198,2	17:52'45.002

Race Time 32'33.787

70 T. TRAMNITZ (2'11.868)

Lap	Seg.1	Seg.2	Seg.3	Lap Time	km/h	Local Time
1		1'08.037	1'05.306	3'30.485	79,1	17:23'41.700
2	52.438	1'00.994	1'29.022	3'22.454	159,3	17:27'04.154
3	42.820	47.055	51.151	2'21.026	175,6	17:29'25.180
4	42.779	45.891	46.720	2'15.390	168,8	17:31'40.570
5	41.949	46.931	46.240	2'15.120	186,9	17:33'55.690
6	41.975	45.418	45.794	2'13.187	206,9	17:36'08.877
7	41.961	45.353	45.567	2'12.881	196,7	17:38'21.758
8	41.452	45.272	45.699	2'12.423	214,3	17:40'34.181
9	41.368	44.991	45.585	2'11.944	212,2	17:42'46.125
10	41.246	45.143	45.479	2'11.868	216,4	17:44'57.993
11	1'02.253	1'07.157	1'05.577	3'14.987	109,4	17:48'12.980
12	41.903	45.459	46.182	2'13.544	180,0	17:50'26.524
13	41.410	45.420	46.026	2'12.856	194,6	17:52'39.380

Race Time 32'28.165

72 L. FORNAROLI (2'14.002)

Lap	Seg.1	Seg.2	Seg.3	Lap Time	km/h	Local Time
1		1'08.537	1'05.294	3'28.266	75,7	17:23'39.481
2	52.049	1'01.019	1'30.805	3'23.873	149,8	17:27'03.354
3	42.953	46.586	52.550	2'22.089	198,9	17:29'25.443
4	43.352	46.973	46.802	2'17.127	156,7	17:31'42.570
5	41.957	45.936	46.538	2'14.431	185,9	17:33'57.001
6	42.100	45.772	46.130	2'14.002	191,2	17:36'11.003

Race Time 15'59.788

73 P. ARMANNI (2'15.188)

Lap	Seg.1	Seg.2	Seg.3	Lap Time	km/h	Local Time
1		1'09.725	1'05.587	3'43.168	59,1	17:23'54.383
2	52.755	59.167	1'22.745	3'14.667	137,9	17:27'09.050
3	45.974	48.983	48.121	2'23.078	137,9	17:29'32.128
4	44.241	49.277	47.584	2'21.102	171,4	17:31'53.230
5	43.893	47.651	46.978	2'18.522	161,7	17:34'11.752
6	43.524	47.115	46.546	2'17.185	191,2	17:36'28.937
7	43.420	45.848	46.311	2'15.579	199,3	17:38'44.516
8	42.445	46.757	46.629	2'15.831	184,0	17:41'00.347
9	42.306	46.650	46.232	2'15.188	184,6	17:43'15.535
10	43.358	45.864	49.212	2'18.434	183,7	17:45'33.969
11	45.249	1'03.604	57.132	2'45.985	175,3	17:48'19.954
12	43.075	46.585	46.464	2'16.124	188,2	17:50'36.078
13	42.379	46.133	46.802	2'15.314	185,6	17:52'51.392

Race Time 32'40.177

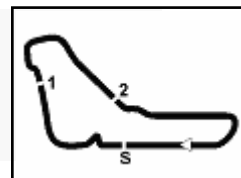
77 P. PERINO (2'13.991)

Lap	Seg.1	Seg.2	Seg.3	Lap Time	km/h	Local Time
1		1'10.802	1'04.614	3'51.583	64,0	17:24'02.798
2	53.499	58.899	1'16.185	3'08.583	144,6	17:27'11.381
3	45.370	48.473	48.945	2'22.788	118,8	17:29'34.169

30/10/2021

P = Pits In/Out - C = Lap Time Cancelled





ACI Racing Weekend Monza 30-31 Ottobre 2021
Italian F4 Championship by Abarth - Chronological Analysis Race 2

Start at 17:20'11.215

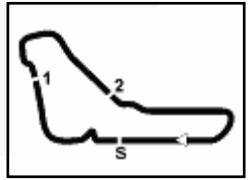
86 B. VALINTI (2'14.566)						
Lap	Seg.1	Seg.2	Seg.3	Lap Time	km/h	Local Time
1		1'10.165	1'05.397	3'50.457	59,3	17:24'01.672
2	52.314	59.428	1'17.709	3'09.451	162,4	17:27'11.123
3	44.066	49.018	48.463	2'21.547	133,7	17:29'32.670
4	43.477	48.627	47.155	2'19.259	163,9	17:31'51.929
5	42.363	47.447	46.590	2'16.400	179,1	17:34'08.329
6	42.952	46.930	47.259	2'17.141	170,1	17:36'25.470
7	42.058	46.851	47.294	2'16.203	182,1	17:38'41.673
8	43.000	46.528	46.533	2'16.061	186,9	17:40'57.734
9	42.145	45.944	46.477	2'14.566	179,4	17:43'12.300
10	41.844	46.530	46.284	2'14.658	192,2	17:45'26.958
11	45.323	1'08.054	59.383	2'52.760	170,3	17:48'19.718
12	42.602	45.800	46.643	2'15.045	206,5	17:50'34.763
13	41.970	46.112	46.549	2'14.631	188,8	17:52'49.394
Race Time 32'38.179						

87 O. BEARMAN (2'11.483)						
Lap	Seg.1	Seg.2	Seg.3	Lap Time	km/h	Local Time
1		1'08.320	1'05.008	3'31.262	80,5	17:23'42.477
2	52.836	1'00.314	1'28.663	3'21.813	145,9	17:27'04.290
3	42.784	47.327	47.971	2'18.082	175,9	17:29'22.372
4	42.287	45.707	46.380	2'14.374	194,6	17:31'36.746
5	41.513	45.234	46.152	2'12.899	210,9	17:33'49.645
6	41.676	45.505	45.876	2'13.057	200,0	17:36'02.702
7	41.650	44.654	45.993	2'12.297	218,6	17:38'14.999
8	41.743	44.554	45.492	2'11.789	219,1	17:40'26.788
9	41.331	44.789	45.363	2'11.483	218,6	17:42'38.271
10	41.389	44.564	45.612	2'11.565	216,0	17:44'49.836
11	1'07.333	1'05.820	1'08.577	3'21.730	102,2	17:48'11.566
12	42.278	44.865	45.366	2'12.509	222,2	17:50'24.075
13	41.394	44.718	45.606	2'11.718	219,5	17:52'35.793
Race Time 32'24.578						

88 H. AL QUBAISI (2'22.557)						
Lap	Seg.1	Seg.2	Seg.3	Lap Time	km/h	Local Time
1		1'08.304	1'04.917	3'33.008	79,6	17:23'44.223
2	53.335	1'00.209	1'28.069	3'21.613	142,7	17:27'05.836
3	45.472	48.083	49.002	2'22.557	147,5	17:29'28.393
4	58.406	1'04.319	1'18.781	3'21.506P	166,9	17:32'49.899
Race Time 12'38.684						

99 K. ANTONELLI (2'11.687)						
Lap	Seg.1	Seg.2	Seg.3	Lap Time	km/h	Local Time
1		1'08.296	1'05.401	3'29.666	84,0	17:23'40.881
2	52.151	1'01.072	1'29.724	3'22.947	165,9	17:27'03.828
3	42.825	46.827	48.516	2'18.168	198,5	17:29'21.996
4	41.750	45.720	46.103	2'13.573	212,6	17:31'35.569
5	41.730	45.352	45.638	2'12.720	213,9	17:33'48.289
6	41.609	45.193	45.580	2'12.382	220,0	17:36'00.671
7	41.496	45.249	45.536	2'12.281	221,8	17:38'12.952
8	41.626	45.263	45.467	2'12.356	223,6	17:40'25.308
9	40.688	45.533	45.466	2'11.687	224,1	17:42'36.995
10	41.435	45.000	45.413	2'11.848	221,3	17:44'48.843
11	1'07.659	1'05.869	1'09.128	3'22.656	100,4	17:48'11.499
12	42.443	45.783	45.709	2'13.935	221,3	17:50'25.434
13	41.531	45.338	45.050	2'11.919	210,9	17:52'37.353
Race Time 32'26.138						

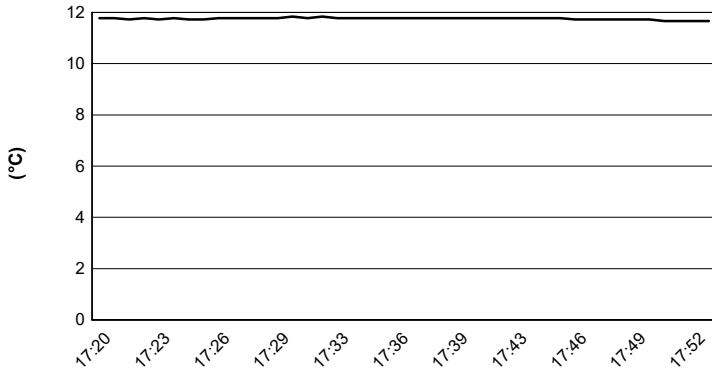




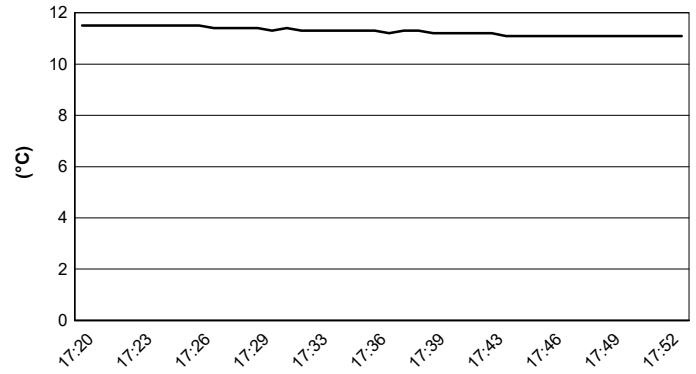
Monza 5.793 m

ACI Racing Weekend Monza 30-31 Ottobre 2021
Italian F4 Championship by Abarth - Weather Report Race 2
Session started 17:20 - Session ended 17:53

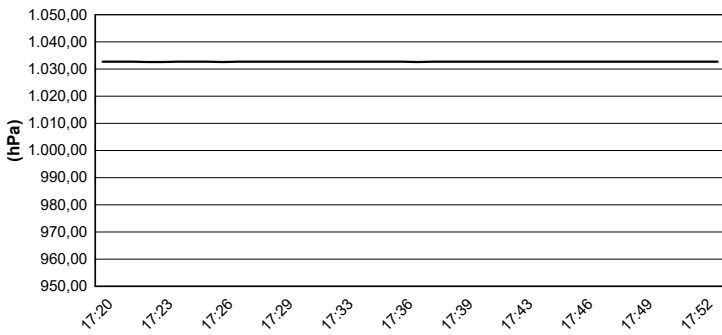
Air Temperature



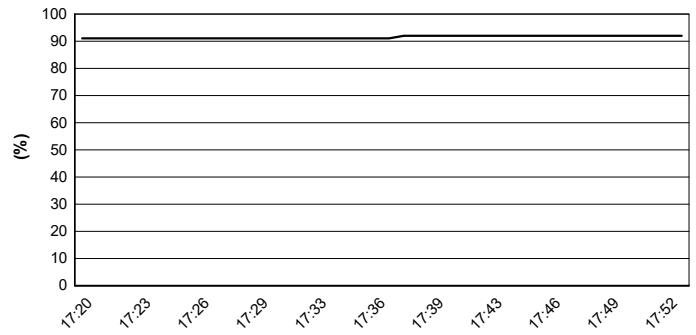
Track Temperature



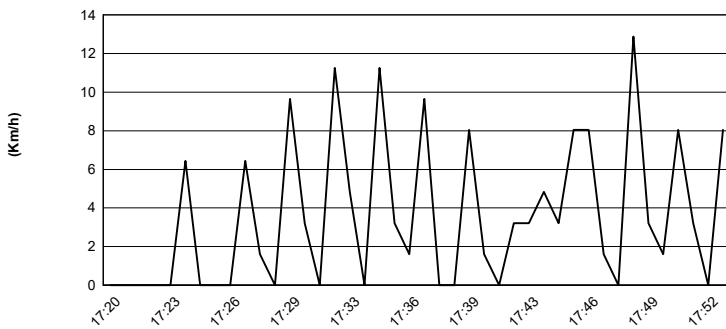
Air Pressure



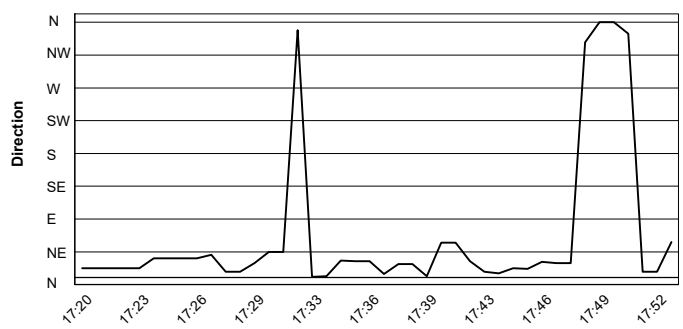
Humidity



Wind Speed

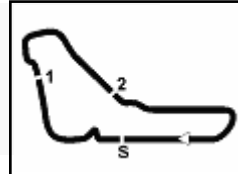


Wind Direction



30/10/2021





ACI Racing Weekend Monza 30-31 Ottobre 2021

Italian F4 Championship by Abarth - Starting Grid Race 2 (Duration: 30' +1 Lap)

AMENDED

Monza 5.793 m

19	GRAY O. Tatuus F4 T0	1'55.493	34	FLACK M. Tatuus F4 T0	1'54.218	18
41	RIED J. Tatuus F4 T0	1'54.993	33	MAZZOLA R. Tatuus F4 T0	1'55.450	17
11	REVESZ L. Tatuus F4 T0	1'54.428	25	BEN S. Tatuus F4 T0	1'54.658	16
17	BIZZOTTO L. Tatuus F4 T0	1'54.599	79	MARKOGIANNIS G. Tatuus F4 T0	1'54.635	15
27	GARCJARCE DAVILA Tatuus F4 T0	1'54.254	35	BAPTISTE N. Tatuus F4 T0	1'54.508	14
86	VALINT B. Tatuus F4 T0	1'54.205	77	PERINO P. Tatuus F4 T0	1'54.212	13
5	CAPIETTO M. Tatuus F4 T0	1'53.958	83	WEUG M. Tatuus F4 T0	1'54.123	12
28	BRASCHI F. Tatuus F4 T0	1'53.807	13	DUFEK J. Tatuus F4 T0	1'53.807	11
84	SIMONAZZI F. Tatuus F4 T0	1'53.748	37	SZTUKA K. Tatuus F4 T0	1'53.782	10
15	BEDRIN N. Tatuus F4 T0	1'53.669	73	ARMANNI P. Tatuus F4 T0	1'53.747	9
68	RAMOS REYNOSO S. Tatuus F4 T0	1'53.556	24	WISNICKI P. Tatuus F4 T0	1'53.646	8
46	DE HAAN R. Tatuus F4 T0	1'53.467	23	ZUNIGA E. Tatuus F4 T0	1'53.521	7
20	LAURSEN C. Tatuus F4 T0	1'53.365	10	DÜRKSEN J. Tatuus F4 T0	1'53.385	6
88	AL QUBAISI H. Tatuus F4 T0	1'53.242	69	LOMKO V. Tatuus F4 T0	1'53.115	5
87	BEARMAN O. Tatuus F4 T0	1'53.133	7	SMAL K. Tatuus F4 T0	1'53.177	4
99	ANTONELLI K. Tatuus F4 T0	1'52.938	70	TRAMNITZ T. Tatuus F4 T0	1'52.963	3
72	FORNAROLI L. Tatuus F4 T0	1'52.823	6	MONTOYA S. Tatuus F4 T0	1'52.908	2
			12	PATRESE L. Tatuus F4 T0	1'52.701	1

Driver n°11 (Revesz L.) drop off 3 for Stewards Decision
 Driver n°69 (Lomko V.) drop off 3 for Stewards Decision
 Driver n°34 (Flack M.) drop off 10 for Stewards Decision

30/10/2021 Stewards

