

ACI Racing Weekend Misano, 5-6 Giugno 2021

TCR Italy - Classifica Qualifying

Misano Circuit Sic 58 4.226 m

Num.	Conduttore	Naz	Concorrente	Team	Auto	Classe	Tempo	Dist.	Rel.	Giri
1	72 GIROLAMI Franco	ARG	Alborghetti Emanuele	MM Motorsport	Honda Civic FK7 H70	TCR	1'40.813			10
2	8 BALDAN Nicola	ITA	Target	Target Competition	Hyundai i30 N TCR	TCR	1'41.567	0.754	0.754	12
3	13 BURI Antti	FIN	Target	Target Competition	Hyundai i30 N TCR	TCR	1'41.652	0.839	0.085	11
4	62 YOUNG Jack	GBR	Young Jack	MM Motorsport	Honda Civic FK7 H70	TCR	1'41.824	1.011	0.172	9
5	14 STEFANOVSKI Igor	MKD	Stefanovski Igor	AKK Stefanovski	Hyundai i30 N TCR	TCR	1'41.886	1.073	0.062	12
6	4 TAVANO Salvatore	ITA	Girasole	Girasole	Cupra Leon Competicion	TCR	1'41.917	1.104	0.031	11
7	11 REDUZZI Damiano	ITA	Reduzzi Damiano	Trico WRT	Hyundai i30 N TCR	TCR	1'41.984	1.171	0.067	10
8	59 KOURIL Dusan Jr.	CZE	K2 Engine	K2 Engine	Hyundai i30 N TCR	TCR	1'42.104	1.291	0.120	11
9	31 CECCON Kevin	ITA	Cecon Kevin	Aggressive Team	Hyundai i30 N TCR	TCR	1'42.326	1.513	0.222	11
10	27 RUBEN Volt	EST	ALM Honda Racing	ALM Honda Racing	Honda Civic FK7 H70	TCR	1'42.330	1.517	0.004	10
11	33 ROMAGNOLI Riccardo	ITA	Proteam Race	Proteam Race	Cupra Leon TCR	TCR	1'42.428	1.615	0.098	12
12	68 BRIGLIADORI Eric	ITA	Brigliadori Eric	BF Motorsport	Audi Rs3 LMS	TCR	1'42.593	1.780	0.165	12
13	47 CARMINATI Ettore	ITA	Carminati Ettore		Hyundai i30 N TCR	TCR	1'42.801	1.988	0.208	13
14	10 PAOLINO Federico	ITA	Paolino Federico	Girasole	Cupra Leon Competicion	TCR	1'42.813	2.000	0.012	11
15	25 VAHTEL Mattias	EST	ALM Honda Racing	ALM Honda Racing	Honda Civic FK7 H70	TCR	1'42.938	2.125	0.125	10
16	44 IMBERTI Michele	ITA	Imberti Michele	Elite Motorsport	Cupra Leon Competicion	TCR	1'43.003	2.190	0.065	9
17	9 POLONI Matteo	ITA	Poloni Matteo		Audi Rs3 LMS	TCR	1'43.138	2.325	0.135	13
18	16 LEONOV Evgenii	RUS	Volcano Motorsport	Victory Asserto SL	Cupra Leon Competicion	TCR	1'43.424	2.611	0.286	12
19	24 GIACON Jonathan	ITA	Giacon Jonathan	Tecnodom Sport	Honda Civic FK7 H70	TCR	1'43.425	2.612	0.001	6
20	22 NECCHI Piero	ITA	Necchi Piero		Audi Rs3 LMS	TCR	1'43.493	2.680	0.068	10
21	90 BABUIN Denis	ITA	Babuin Denis		Cupra TCR DSG	TCDS	1'43.555	2.742	0.062	12
22	21 GUIDA Nicola	ITA	Guida Nicola	Girasole	Cupra Leon Competicion	TCR	1'43.581	2.768	0.026	14
23	6 GURRIERI Raffaele	ITA	Gurrieri Raffaele	Girasole	Cupra Leon TCR	TCR	1'43.776	2.963	0.195	11
24	82 BUTTI Marco	ITA	DMAX Suisse	Elite Motorsport	VW Golf TCR	TCDS	1'44.329	3.516	0.553	12
25	84 DI MARE Sabatino	ITA	Di Mare Sabatino	Scuderia Vesuvio	Cupra TCR DSG	TCDS	1'44.607	3.794	0.278	10
26	7 PELATTI Sandro	ITA	Pelatti Sandro	BF Motorsport	Audi Rs3 LMS	TCR	1'46.456	5.643	1.849	2
27	93 FIORUCCI Omar	ITA	Fiorucci Omar	BF Motorsport	Audi Rs3 LMS DSG	TCDS	1'46.779	5.966	0.323	12
28	85 FANTILLI Giorgio	ITA	Fantilli Giorgio		Cupra TCR DSG	TCDS	1'47.228	6.415	0.449	12

Tempo di Qualificazione: (117% di 1'41.344): 1'58.573

Umidità	46%	ARIA	27°C
Condizioni	DRY	Temp.	41°C

Direttore di Gara : Fabrizio Fondacci

Direttore di Prova : Gianluca Marotta

04/06/2021 Inizio 17:29 Fine 19:05

Esposta alle:





ACI Racing Weekend Misano, 5-6 Giugno 2021
TCR Italy - Best Sectors & Speed Qualifying

Misano Circuit Sic 58 4.226 m

MIGLIOR GIRO

1	72 GIROLAMI Franco	Honda Civic FK7 H70	1'40.813
2	8 BALDAN Nicola	Hvundai i30 N TCR	1'41.567
3	13 BURI Antti	Hvundai i30 N TCR	1'41.652
4	62 YOUNG Jack	Honda Civic FK7 H70	1'41.824
5	14 STEFANOVSKI Igor	Hvundai i30 N TCR	1'41.886
6	4 TAVANO Salvatore	Cupra Leon Competicion	1'41.917
7	11 REDUZZI Damiano	Hvundai i30 N TCR	1'41.984
8	59 KOURIL Dusan Jr.	Hvundai i30 N TCR	1'42.104
9	31 CECCON Kevin	Hvundai i30 N TCR	1'42.326
10	27 RUBEN Volt	Honda Civic FK7 H70	1'42.330
11	33 ROMAGNOLI Riccardo	Cupra Leon TCR	1'42.428
12	68 BRIGLIADORI Eric	Audi Rs3 LMS	1'42.593
13	47 CARMINATI Ettore	Hvundai i30 N TCR	1'42.801
14	10 PAOLINO Federico	Cupra Leon Competicion	1'42.813
15	25 VAHTEL Mattias	Honda Civic FK7 H70	1'42.938
16	44 IMBERTI Michele	Cupra Leon Competicion	1'43.003
17	9 POLONI Matteo	Audi Rs3 LMS	1'43.138
18	16 LEONOV Evgenii	Cupra Leon Competicion	1'43.424
19	24 GIACON Jonathan	Honda Civic FK7 H70	1'43.425
20	22 NECCHI Piero	Audi Rs3 LMS	1'43.493
21	90 BABUIN Denis	Cupra TCR DSG	1'43.555
22	21 GUIDA Nicola	Cupra Leon Competicion	1'43.581
23	6 GURRIERI Raffaele	Cupra Leon TCR	1'43.776
24	82 BUTTI Marco	VW Golf TCR	1'44.329
25	84 DI MARE Sabatino	Cupra TCR DSG	1'44.607
26	7 PELATTI Sandro	Audi Rs3 LMS	1'46.456
27	93 FIORUCCI Omar	Audi Rs3 LMS DSG	1'46.779
28	85 FANTILLI Giorgio	Cupra TCR DSG	1'47.228

SPEED

1	47 CARMINATI Ettore	Hyundai i30 N TCR	198,5
2	11 REDUZZI Damiano	Hyundai i30 N TCR	197,8
3	22 NECCHI Piero	Audi Rs3 LMS	197,4
4	21 GUIDA Nicola	Cupra Leon Competicion	197,4
5	62 YOUNG Jack	Honda Civic FK7 H70	197,4
6	31 CECCON Kevin	Hyundai i30 N TCR	197,1
7	68 BRIGLIADORI Eric	Audi Rs3 LMS	197,1
8	13 BURI Antti	Hyundai i30 N TCR	196,7
9	6 GURRIERI Raffaele	Cupra Leon TCR	196,7
10	44 IMBERTI Michele	Cupra Leon Competicion	196,4
11	59 KOURIL Dusan Jr.	Hyundai i30 N TCR	196,4
12	25 VAHTEL Mattias	Honda Civic FK7 H70	196,4
13	16 LEONOV Evgenii	Cupra Leon Competicion	196,4
14	10 PAOLINO Federico	Cupra Leon Competicion	196,0
15	9 POLONI Matteo	Audi Rs3 LMS	196,0
16	14 STEFANOVSKI Igor	Hyundai i30 N TCR	196,0
17	8 BALDAN Nicola	Hyundai i30 N TCR	195,7
18	72 GIROLAMI Franco	Honda Civic FK7 H70	195,7
19	4 TAVANO Salvatore	Cupra Leon Competicion	195,7
20	33 ROMAGNOLI Riccardo	Cupra Leon TCR	195,7
21	27 RUBEN Volt	Honda Civic FK7 H70	195,3
22	82 BUTTI Marco	VW Golf TCR	195,3
23	7 PELATTI Sandro	Audi Rs3 LMS	194,6
24	90 BABUIN Denis	Cupra TCR DSG	193,9
25	24 GIACON Jonathan	Honda Civic FK7 H70	193,9
26	84 DI MARE Sabatino	Cupra TCR DSG	192,9
27	93 FIORUCCI Omar	Audi Rs3 LMS DSG	192,5
28	85 FANTILLI Giorgio	Cupra TCR DSG	192,2

SEG. 1

1	72 GIROLAMI Franco	26.045
2	62 YOUNG Jack	26.128
3	8 BALDAN Nicola	26.258
4	13 BURI Antti	26.274
5	4 TAVANO Salvatore	26.338
6	31 CECCON Kevin	26.365
7	59 KOURIL Dusan Jr.	26.379
8	14 STEFANOVSKI Igor	26.448
9	33 ROMAGNOLI Riccardo	26.474
10	27 RUBEN Volt	26.517
11	10 PAOLINO Federico	26.535
12	11 REDUZZI Damiano	26.602
13	25 VAHTEL Mattias	26.621
14	68 BRIGLIADORI Eric	26.674
15	44 IMBERTI Michele	26.702
16	9 POLONI Matteo	26.747
17	90 BABUIN Denis	26.751
18	22 NECCHI Piero	26.772
19	24 GIACON Jonathan	26.791
20	47 CARMINATI Ettore	26.851
21	21 GUIDA Nicola	26.915
22	16 LEONOV Evgenii	26.926
23	6 GURRIERI Raffaele	27.009
24	84 DI MARE Sabatino	27.065
25	82 BUTTI Marco	27.206
26	7 PELATTI Sandro	27.526
27	93 FIORUCCI Omar	27.760
28	85 FANTILLI Giorgio	27.966

SEG. 2

1	72 GIROLAMI Franco	23.944
2	62 YOUNG Jack	24.069
3	31 CECCON Kevin	24.094
4	4 TAVANO Salvatore	24.101
5	8 BALDAN Nicola	24.107
6	13 BURI Antti	24.140
7	11 REDUZZI Damiano	24.151
8	47 CARMINATI Ettore	24.176
9	59 KOURIL Dusan Jr.	24.183
10	14 STEFANOVSKI Igor	24.208
11	27 RUBEN Volt	24.214
12	22 NECCHI Piero	24.304
13	33 ROMAGNOLI Riccardo	24.319
14	21 GUIDA Nicola	24.344
15	68 BRIGLIADORI Eric	24.367
16	25 VAHTEL Mattias	24.384
17	9 POLONI Matteo	24.390
18	6 GURRIERI Raffaele	24.390
19	10 PAOLINO Federico	24.391
20	24 GIACON Jonathan	24.469
21	44 IMBERTI Michele	24.499
22	16 LEONOV Evgenii	24.525
23	90 BABUIN Denis	24.603
24	84 DI MARE Sabatino	24.620
25	82 BUTTI Marco	24.718
26	7 PELATTI Sandro	25.052
27	93 FIORUCCI Omar	25.174
28	85 FANTILLI Giorgio	25.411

SEG. 3

1	72 GIROLAMI Franco	28.402
2	4 TAVANO Salvatore	28.475
3	31 CECCON Kevin	28.551
4	59 KOURIL Dusan Jr.	28.621
5	11 REDUZZI Damiano	28.632
6	16 LEONOV Evgenii	28.643
7	27 RUBEN Volt	28.651
8	14 STEFANOVSKI Igor	28.700
9	68 BRIGLIADORI Eric	28.713
10	13 BURI Antti	28.733
11	33 ROMAGNOLI Riccardo	28.739
12	8 BALDAN Nicola	28.762
13	22 NECCHI Piero	28.794
14	10 PAOLINO Federico	28.832
15	62 YOUNG Jack	28.848
16	47 CARMINATI Ettore	28.848
17	25 VAHTEL Mattias	28.888
18	6 GURRIERI Raffaele	28.958
19	21 GUIDA Nicola	28.976
20	44 IMBERTI Michele	28.986
21	90 BABUIN Denis	29.047
22	9 POLONI Matteo	29.048
23	24 GIACON Jonathan	29.079
24	82 BUTTI Marco	29.313
25	84 DI MARE Sabatino	29.350
26	7 PELATTI Sandro	29.767
27	85 FANTILLI Giorgio	29.996
28	93 FIORUCCI Omar	30.110

SEG. 4

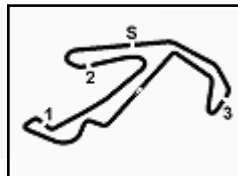
1	72 GIROLAMI Franco	22.316
2	8 BALDAN Nicola	22.376
3	25 VAHTEL Mattias	22.477
4	62 YOUNG Jack	22.501
5	13 BURI Antti	22.505
6	14 STEFANOVSKI Igor	22.530
7	11 REDUZZI Damiano	22.543
8	31 CECCON Kevin	22.575
9	44 IMBERTI Michele	22.575
10	4 TAVANO Salvatore	22.582
11	68 BRIGLIADORI Eric	22.613
12	27 RUBEN Volt	22.649
13	9 POLONI Matteo	22.677
14	33 ROMAGNOLI Riccardo	22.701
15	59 KOURIL Dusan Jr.	22.729
16	10 PAOLINO Federico	22.746
17	24 GIACON Jonathan	22.748
18	47 CARMINATI Ettore	22.781
19	22 NECCHI Piero	22.847
20	16 LEONOV Evgenii	22.875
21	6 GURRIERI Raffaele	22.905
22	90 BABUIN Denis	22.915
23	84 DI MARE Sabatino	22.922
24	21 GUIDA Nicola	22.925
25	82 BUTTI Marco	22.946
26	85 FANTILLI Giorgio	23.457
27	93 FIORUCCI Omar	23.615
28	7 PELATTI Sandro	23.842

04/06/2021



Powered by FICR PERUGIA TIMING





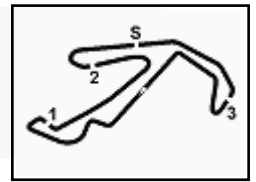
ACI Racing Weekend Misano, 5-6 Giugno 2021

TCR Italy - Ideal Time Qualifying

Misano Circuit Sic 58 4.226 m

Num.	Conduttore	Auto	Seg. 1	Seg. 2	Seg. 3	Seg. 4	Ideal Time		
			Diff. 1	Diff. 2	Diff. 3	Diff. 4	Miglior Giro	Pos.	Diff.
1	72 GIROLAMI F. (ARG)	Honda Civic FK7 H70	26.045	23.944	28.402 +0.106	22.316	1'40.707 1'40.813	1	0.106
2	4 TAVANO S. (ITA)	Cupra Leon Competicion	26.338 +0.216	24.101 +0.026	28.475 +0.156	22.582 +0.023	1'41.496 1'41.917	6	0.421
3	8 BALDAN N. (ITA)	Hyundai i30 N TCR	26.258	24.107	28.762 +0.026	22.376 +0.038	1'41.503 1'41.567	2	0.064
4	62 YOUNG J. (GBR)	Honda Civic FK7 H70	26.128 +0.278	24.069	28.848	22.501	1'41.546 1'41.824	4	0.278
5	31 CECCON K. (ITA)	Hyundai i30 N TCR	26.365 +0.344	24.094 +0.135	28.551 +0.262	22.575	1'41.585 1'42.326	9	0.741
6	13 BURI A. (FIN)	Hyundai i30 N TCR	26.274	24.140	28.733	22.505	1'41.652 1'41.652	3	
7	14 STEFANOVSKI I. (MKD)	Hyundai i30 N TCR	26.448	24.208	28.700	22.530	1'41.886 1'41.886	5	
8	59 KOURIL D. (CZE)	Hyundai i30 N TCR	26.379	24.183 +0.192	28.621	22.729	1'41.912 1'42.104	8	0.192
9	11 REDUZZI D. (ITA)	Hyundai i30 N TCR	26.602 +0.035	24.151 +0.021	28.632	22.543	1'41.928 1'41.984	7	0.056
10	27 RUBEN V. (EST)	Honda Civic FK7 H70	26.517 +0.065	24.214	28.651	22.649 +0.234	1'42.031 1'42.330	10	0.299
11	33 ROMAGNOLI R. (ITA)	Cupra Leon TCR	26.474	24.319 +0.110	28.739 +0.016	22.701 +0.069	1'42.233 1'42.428	11	0.195
12	68 BRIGLIADORI E. (ITA)	Audi Rs3 LMS	26.674 +0.004	24.367 +0.055	28.713 +0.154	22.613 +0.013	1'42.367 1'42.593	12	0.226
13	25 VAHTEL M. (EST)	Honda Civic FK7 H70	26.621 +0.231	24.384 +0.143	28.888	22.477 +0.194	1'42.370 1'42.938	15	0.568
14	10 PAOLINO F. (ITA)	Cupra Leon Competicion	26.535 +0.220	24.391	28.832	22.746 +0.089	1'42.504 1'42.813	14	0.309
15	47 CARMINATI E. (ITA)	Hyundai i30 N TCR	26.851 +0.047	24.176	28.848	22.781 +0.098	1'42.656 1'42.801	13	0.145
16	22 NECCHI P. (ITA)	Audi Rs3 LMS	26.772 +0.313	24.304 +0.243	28.794 +0.200	22.847 +0.020	1'42.717 1'43.493	20	0.776
17	44 IMBERTI M. (ITA)	Cupra Leon Competicion	26.702	24.499 +0.008	28.986 +0.010	22.575 +0.223	1'42.762 1'43.003	16	0.241
18	9 POLONI M. (ITA)	Audi Rs3 LMS	26.747 +0.152	24.390 +0.002	29.048 +0.122	22.677	1'42.862 1'43.138	17	0.276
19	16 LEONOV E. (RUS)	Cupra Leon Competicion	26.926	24.525 +0.020	28.643 +0.263	22.875 +0.172	1'42.969 1'43.424	18	0.455
20	24 GIACON J. (ITA)	Honda Civic FK7 H70	26.791 +0.121	24.469	29.079	22.748 +0.217	1'43.087 1'43.425	19	0.338
21	21 GUIDA N. (ITA)	Cupra Leon Competicion	26.915 +0.044	24.344 +0.217	28.976	22.925 +0.160	1'43.160 1'43.581	22	0.421
22	6 GURRIERI R. (ITA)	Cupra Leon TCR	27.009 +0.125	24.390 +0.205	28.958 +0.153	22.905 +0.031	1'43.262 1'43.776	23	0.514
23	90 BABUIN D. (ITA)	Cupra TCR DSG	26.751 +0.050	24.603 +0.189	29.047	22.915	1'43.316 1'43.555	21	0.239
24	84 DI MARE S. (ITA)	Cupra TCR DSG	27.065 +0.384	24.620 +0.094	29.350 +0.007	22.922 +0.165	1'43.957 1'44.607	25	0.650
25	82 BUTTI M. (ITA)	VW Golf TCR	27.206 +0.058	24.718 +0.054	29.313	22.946 +0.034	1'44.183 1'44.329	24	0.146
26	7 PELATTI S. (ITA)	Audi Rs3 LMS	27.526 +0.269	25.052	29.767	23.842	1'46.187 1'46.456	26	0.269
27	93 FIORUCCI O. (ITA)	Audi Rs3 LMS DSG	27.760	25.174 +0.120	30.110	23.615	1'46.659 1'46.779	27	0.120
28	85 FANTILLI G. (ITA)	Cupra TCR DSG	27.966	25.411 +0.088	29.996 +0.310	23.457	1'46.830 1'47.228	28	0.398
Ideal Time Assoluto			26.045	23.944	28.402	22.316	1'40.707		





ACI Racing Weekend Misano, 5-6 Giugno 2021
TCR Italy - Analisi Tempi Qualifying

Misano Circuit Sic 58 4.226 m

1 / 4

4 S. TAVANO (1'41.917)							
Giro	Seg.1	Seg.2	Seg.3	Seg.4	T. Giro	km/h	Local Time
1		28.746	31.376	23.607		187,2	17:32'30.899
2	26.893	24.531	29.043	22.582	1'43.049	192,9	17:34'13.948
3	27.278	25.276	29.597	2'03.964	3'26.115CP	191,8	17:37'40.063
4	1:08'02.258	26.364	30.895	23.550	1:09'23.067P	188,8	18:47'03.130
5	26.916	24.329	29.025	22.712	1'42.982	193,2	18:48'46.112
6	26.554	24.127	28.631	22.605	1'41.917	194,6	18:50'28.029
7	27.697	25.727	29.260	3'35.095	4'57.779P	194,2	18:55'25.808
8	44.847	26.267	29.779	22.849	2'03.742P	189,8	18:57'29.550
9	26.437	24.101	28.475	27.464	1'46.477	195,7	18:59'16.027
10	26.338	24.237	28.595	22.366	1'41.536C	194,9	19:00'57.563
11	32.398	26.395	29.287	22.793	1'50.873	195,3	19:02'48.436
12	26.425	24.334	28.708	22.922	1'42.389	195,3	19:04'30.825

9	26.897	24.730	29.431	1'00.250	2'21.308P	194,6	18:55'01.536
10	42.698	24.708	29.309	22.760	1'59.475P	194,9	18:57'01.011
11	26.958	24.422	29.107	23.054	1'43.541	193,5	18:58'44.552
12	26.883	24.518	29.271	40.257	2'00.929	194,9	19:00'45.481
13	28.849	25.820	29.219	22.893	1'46.781	196,0	19:02'32.262
14	26.910	24.611	29.363	22.781	1'43.665	194,9	19:04'15.927

6 R. GURRIERI (1'43.776)							
Giro	Seg.1	Seg.2	Seg.3	Seg.4	T. Giro	km/h	Local Time
1		28.188	36.776	24.680		167,2	17:32'53.679
2	28.849	25.547	31.322	23.761	1'49.479	193,2	17:34'43.158
3	27.042	24.510	29.126	23.242	1'43.920	194,9	17:36'27.078
4	27.084	28.201	43.480	1'52.934	3'31.699CP	134,5	17:39'58.777
5	1:06'00.032	28.267	34.481	24.699	1:07'27.479P	152,3	18:47'26.256
6	27.609	24.812	29.491	23.146	1'45.058	194,9	18:49'11.314
7	27.088	24.610	29.433	22.905	1'44.036	194,6	18:50'55.350
8	27.009	25.051	28.958	22.905	1'43.923C	196,4	18:52'39.273
9	27.134	24.595	29.111	22.936	1'43.776	196,7	18:54'23.049
10	27.392	24.390	29.380	23.153	1'44.315	196,7	18:56'07.364
11	27.434	30.232	31.621	23.616	1'52.903	189,8	18:58'00.267
12	27.497	32.466	36.154	2'47.439	4'23.556P	169,3	19:02'23.823

10 F. PAOLINO (1'42.813)							
Giro	Seg.1	Seg.2	Seg.3	Seg.4	T. Giro	km/h	Local Time
1		29.371	36.930	27.365		175,3	17:32'49.773
2	28.809	26.782	30.593	23.799	1'49.983	194,2	17:34'39.756
3	27.155	24.849	29.330	23.053	1'44.387	194,2	17:36'24.143
4	26.851	25.578	45.744	43.574	2'21.747CP	113,4	17:38'45.890
5	1:06'59.943	29.164	32.604	25.053	1:08'26.764P	191,2	18:47'12.654
6	27.443	24.821	29.454	23.213	1'44.931	195,7	18:48'57.585
7	27.553	27.656	30.478	1'53.352	3'19.039P	195,7	18:52'16.624
8	45.816	27.606	34.897	23.663	2'11.982P	142,5	18:54'28.606
9	26.755	24.391	28.832	22.835	1'42.813	196,0	18:56'11.419
10	26.535	24.521	29.084	22.746	1'42.886	195,7	18:57'54.305
11	26.738	24.487	29.082	24.036	1'44.343	194,9	18:59'38.648
12	29.110	27.104	37.274	23.285	1'56.773	118,6	19:01'35.421

7 S. PELATTI (1'46.456)							
Giro	Seg.1	Seg.2	Seg.3	Seg.4	T. Giro	km/h	Local Time
1		27.649	33.462	25.883		193,2	17:32'20.462
2	28.886	25.662	30.273	24.948	1'49.769	194,6	17:34'10.231
3	27.795	25.052	29.767	23.842	1'46.456	194,6	17:35'56.687

11 D. REDUZZI (1'41.984)							
Giro	Seg.1	Seg.2	Seg.3	Seg.4	T. Giro	km/h	Local Time
1		29.792	32.222	2'41.634		180,3	17:34'50.752
2	44.003	25.465	29.671	23.037	2'02.176P	194,2	17:36'52.928
3	27.990	29.289	34.105	24.842	1:10'40.872	163,1	18:47'33.800
4	27.726	24.698	29.300	23.295	1'45.019	195,7	18:49'18.819
5	26.688	24.161	29.131	22.998	1'42.978	196,4	18:51'01.797
6	26.750	24.392	28.930	23.211	1'43.283	197,8	18:52'45.080
7	27.802	24.668	29.283	1'54.989	3'16.742P	195,7	18:56'01.822
8	43.719	26.919	32.190	23.451	2'06.279P	194,9	18:58'08.101
9	26.824	24.406	29.017	23.279	1'43.526C	196,0	18:59'51.627
10	26.602	24.151	28.744	22.597	1'42.094	196,7	19:01'33.721
11	26.637	24.172	28.632	22.543	1'41.984	197,8	19:03'15.705

8 N. BALDAN (1'41.567)							
Giro	Seg.1	Seg.2	Seg.3	Seg.4	T. Giro	km/h	Local Time
1		26.811	31.710	24.949		193,2	17:32'18.945
2	26.971	24.166	29.004	22.778	1'42.919	193,5	17:34'01.864
3	26.647	24.287	28.762	22.659	1'42.355	195,3	17:35'44.219
4	29.678	25.039	29.328	38.229	2'02.274CP	194,2	17:37'46.493
5	1:08'01.297	26.761	30.297	23.410	1:09'21.765P	191,2	18:47'08.258
6	26.746	24.184	28.888	22.376	1'42.194	195,3	18:48'50.452
7	26.382	24.245	28.906	22.452	1'41.985	195,7	18:50'32.437
8	28.378	24.927	29.078	38.858	2'01.241P	194,9	18:52'33.678
9	1'40.885	32.288	29.336	22.538	3'05.047P	193,9	18:55'38.725
10	26.258	24.107	28.788	22.414	1'41.567	194,2	18:57'20.292
11	26.259	24.408	36.713	22.936	1'50.316	173,9	18:59'10.608
12	26.309	24.549	51.032	42.766	2'24.656P	89,2	19:01'35.264
13					3'57.841P		19:05'33.105

13 A. BURI (1'41.652)							
Giro	Seg.1	Seg.2	Seg.3	Seg.4	T. Giro	km/h	Local Time
1		26.755	30.561	23.207		188,8	17:32'09.970
2	26.755	24.597	29.048	22.625	1'43.025	195,7	17:33'52.995
3	26.455	24.650	29.181	22.598	1'42.884	194,6	17:35'35.879
4	26.583	24.557	29.069	35.198	1'55.407C	194,9	17:37'31.286
5	1'07.060	26.823	32.186	23.787	1:09'46.701	187,5	18:47'17.987
6	26.844	24.338	28.932	23.129	1'43.243	194,6	18:49'01.230
7	26.465	24.370	28.838	22.508	1'42.181	194,6	18:50'43.411
8	26.578	26.034	30.223	35.777	1'58.612P	196,7	18:52'42.023
9	1'49.426	25.819	30.219	22.928	3'08.392P	193,2	18:55'50.415
10	26.511	24.216	35.310	23.459	1'49.496	130,6	18:57'39.911
11	26.274	24.140	28.733	22.505	1'41.652	196,0	18:59'21.563
12	26.302	24.458	29.770	27.191	1'47.721	194,6	19:01'09.284

9 M. POLONI (1'43.138)							
Giro	Seg.1	Seg.2	Seg.3	Seg.4	T. Giro	km/h	Local Time
1							17:30'37.847
2	52.500	30.196	35.200	25.118	2'23.014P	158,8	17:33'00.861
3	29.926	25.956	34.740	26.822	1'57.444	166,9	17:34'58.305
4	27.332	24.881	29.250	23.029	1'44.492	194,2	17:36'42.797
5	26.847	28.212	32.103	24.491	1:10'44.295	192,2	18:47'27.092
6	27.987	24.972	29.464	24.486	1'46.909	194,6	18:49'14.001
7	26.899	24.392	29.170	22.677	1'43.138	194,9	18:50'57.139
8	26.747	24.390	29.048	22.904	1'43.089C	194,9	18:52'40.228

14 I. STEFANOVSKI (1'41.886)							
Giro	Seg.1	Seg.2	Seg.3	Seg.4	T. Giro	km/h	Local Time
1							17:30'41.032
2	51.568	31.121	36.260	24.648	2'23.597P	147,5	17:33'04.629
3	26.992	25.427	31.090	1'53.336	3'16.845P	191,8	17:36'21.474
4	43.690	30.519	41.696	1'24.695	3'20.600CP	146,1	17:39'42.074
5	1:06'16.983	26.773	34.933	24.038	1:07'42.727P	156,3	18:47'24.801
6	26.940	24.851	29.097	22.813	1'43.701	195,3	18:49'08.502
7	26.724	24.492	28.916	22.717	1'42.849	196,0	18:50'51.351
8	26.888	24.739	28.991	1'41.279	3'01.897P	196,0	18:53'53.248
9	42.562	24.937	28.908	23.007	1'59.414P	196,0	18:55'52.662

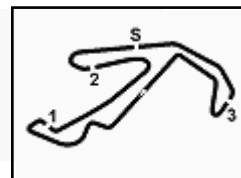
04/06/2021

P = Box In/Out - C = Tempo Invalidato



Powered by FICR PERUGIA TIMING





ACI Racing Weekend Misano, 5-6 Giugno 2021

TCR Italy - Analisi Tempi Qualifying

Misano Circuit Sic 58 4.226 m

2 / 4

10	26.448	24.208	28.700	22.530	1'41.886	196,0	18:57'34.548
11	26.577	24.352	28.811	22.648	1'42.388	194,9	18:59'16.936
12	26.567	24.268	29.712	23.248	1'43.795	191,2	19:01'00.731
13	26.545	24.360	29.058	22.857	1'42.820	195,3	19:02'43.551

16 E. LEONOV (1'43.424)

Giro	Seg.1	Seg.2	Seg.3	Seg.4	T. Giro	km/h	Local Time
1							17:30'09.153
2	1'18.146	28.166	35.736	26.449	2'48.497P	173,6	17:32'57.650
3	28.722	26.597	35.298	32.798	2'03.415	180,3	17:35'01.065
4	27.771	25.490	40.013	24.185	1'57.459	174,8	17:36'58.524
5	29.130	29.235	35.341	25.058	1:10'37.704	174,8	18:47'36.228
6	29.107	27.080	30.468	23.517	1'50.172	192,5	18:49'26.400
7	29.939	26.737	33.712	24.055	1'54.443	181,2	18:51'20.843
8	27.097	24.900	28.932	22.875	1'43.804	195,3	18:53'04.647
9	26.944	24.701	28.767	23.251	1'43.663	194,9	18:54'48.310
10	27.215	24.525	28.643	23.249	1'43.632	195,3	18:56'31.942
11	26.972	24.987	29.271	23.397	1'44.627	194,6	18:58'16.569
12	30.881	26.966	36.770	23.563	1'58.180	175,3	19:00'14.749
13	26.926	24.545	28.906	23.047	1'43.424	196,4	19:01'58.173

21 N. GUIDA (1'43.581)

Giro	Seg.1	Seg.2	Seg.3	Seg.4	T. Giro	km/h	Local Time
1		29.869	35.748	27.363		171,4	17:32'52.349
2	31.212	28.689	35.457	28.928	2'04.286	172,2	17:34'56.635
3	28.280	26.778	29.999	23.981	1'49.038	197,4	17:36'45.673
4	27.400	30.358	39.860	1'27.835	3'05.453CP	148,1	17:39'51.126
5				1:05'33.580P			18:45'24.706
6	54.518	30.090	35.028	25.780	2'25.416P	159,3	18:47'50.122
7	28.922	25.923	30.283	24.560	1'49.688	196,0	18:49'39.810
8	27.740	25.196	29.652	23.532	1'46.120	196,0	18:51'25.930
9	27.086	24.344	29.569	23.264	1'44.263	194,6	18:53'10.193
10	27.418	24.655	29.335	23.590	1'44.998	197,4	18:54'55.191
11	27.298	24.493	29.314	23.103	1'44.208	197,1	18:56'39.399
12	26.915	24.635	29.438	22.925	1'43.913	195,3	18:58'23.312
13	26.959	24.561	28.976	23.085	1'43.581	197,1	19:00'06.893
14	30.802	26.049	30.204	26.171	1'53.226	194,6	19:02'00.119
15	27.350	25.082	29.414	23.431	1'45.277	197,4	19:03'45.396

22 P. NECCHI (1'43.493)

Giro	Seg.1	Seg.2	Seg.3	Seg.4	T. Giro	km/h	Local Time
1							17:30'44.019
2	49.384	31.553	36.215	25.693	2'22.845P	146,7	17:33'06.864
3	27.316	24.714	29.881	25.059	1'46.970	197,4	17:34'53.834
4	27.186	24.520	29.065	23.037	1'43.808	196,0	17:36'37.642
5	28.600	25.156	43.415	1:10'58.004	1:12'35.175P	133,0	18:49'12.817
6	49.456	29.652	36.673	25.221	2'21.002P	174,8	18:51'33.819
7	27.690	24.748	29.026	23.169	1'44.633	193,2	18:53'18.452
8	26.772	24.304	28.794	26.042	1'45.912	193,5	18:55'04.364
9	27.128	24.456	29.153	22.847	1'43.584	183,4	18:56'47.948
10	26.806	24.570			1'44.122	196,0	18:58'32.070
11	27.085	24.547	28.994	22.867	1'43.493	194,6	19:00'15.563

24 J. GIACONO (1'43.425)

Giro	Seg.1	Seg.2	Seg.3	Seg.4	T. Giro	km/h	Local Time
1		33.673	39.820	26.998		160,0	17:32'46.998
2	29.795	29.442	39.860	25.082	2'04.179	118,4	17:34'51.177
3	32.599	33.249	41.957	25.474	2'13.279	142,3	17:37'04.456
4	34.662	28.521	34.321	24.474	1:10'27.433	186,2	18:47'31.889
5	27.323	24.563	29.282	22.748	1'43.916	193,2	18:49'15.805
6	26.912	24.469	29.079	22.965	1'43.425	193,9	18:50'59.230
7	26.791	24.473	29.096	23.025	1'43.385C	193,2	18:52'42.615

25 M. VAHTEL (1'42.938)

Giro	Seg.1	Seg.2	Seg.3	Seg.4	T. Giro	km/h	Local Time
1			26.775	32.200	23.425	150,2	17:32'12.835
2	27.101	24.998	29.286	23.090	1'44.475	194,2	17:33'57.310
3	27.002	24.751	28.947	22.872	1'43.572	195,3	17:35'40.882
4	26.622	24.434	29.034	34.948	1'55.038C	194,6	17:37'35.920
5	1'07.495	26.842	34.213	24.729	1:10'00.949	187,5	18:47'36.869
6	27.556	24.917	29.263	22.801	1'44.537	195,7	18:49'21.406
7	26.915	24.482	29.121	22.796	1'43.314	195,3	18:51'04.720
8	27.428	26.106	29.061	2'06.457	3'29.052P	196,4	18:54'33.772
9	43.491	24.891	29.234	22.477	2'00.093P	196,0	18:56'33.865
10	26.621	24.505	29.262	22.575	1'42.963	195,3	18:58'16.828
11	26.852	24.527	28.888	22.671	1'42.938	196,0	18:59'59.766

27 V. RUBEN (1'42.330)

Giro	Seg.1	Seg.2	Seg.3	Seg.4	T. Giro	km/h	Local Time
1		29.045	35.481	25.223		184,0	17:32'55.240
2	28.549	26.242	30.381	23.699	1'48.871	194,6	17:34'44.111
3	27.144	24.346	28.881	23.020	1'43.391	195,3	17:36'27.502
4	26.930	29.972	35.142	25.382	1:11'11.349	171,7	18:47'38.851
5	27.482	24.551	29.474	22.925	1'44.432	195,3	18:49'23.283
6	26.842	24.387	29.044	22.649	1'42.922	194,9	18:51'06.205
7	26.968	24.445	28.884	1'52.204	3'12.501P	195,3	18:54'18.706
8	43.176	25.197	29.277	22.992	2'00.642P	194,2	18:56'19.348
9	26.761	24.617	28.929	22.961	1'43.268	194,2	18:58'02.616
10	26.517	24.838	29.023	22.721	1'43.099	195,3	18:59'45.715
11	26.582	24.214	28.651	22.883	1'42.330	195,3	19:01'28.045

31 K. CECCON (1'42.326)

Giro	Seg.1	Seg.2	Seg.3	Seg.4	T. Giro	km/h	Local Time
1		28.153	31.697	24.367		190,5	17:32'16.871
2	26.832	24.574	29.032	22.644	1'43.082	193,9	17:33'59.953
3	26.589	24.361	28.836	22.644	1'42.430	195,7	17:35'42.383
4	32.564	28.366	38.456	45.210	2'24.596CP	117,6	17:38'06.979
5	1:07'42.947	26.341	30.900	23.757	1:09'03.945P	192,5	18:47'10.924
6	26.709	24.229	28.813	22.575	1'42.326	197,1	18:48'53.250
7	26.633	24.454	28.727	22.733	1'42.547	195,7	18:50'35.797
8	27.644	25.139	29.540	37.216	1'59.539P	194,6	18:52'35.336
9	2'25.130	28.519	30.353	23.050	3'47.052P	191,5	18:56'22.388
10	26.365	24.094	28.551	22.653	1'41.663C	197,1	18:58'04.051
11	30.112	26.940	31.277	23.074	1'51.403	183,4	18:59'55.454
12	26.488	24.658	31.423	23.516	1'46.085C	196,4	19:01'41.539

33 R. ROMAGNOLI (1'42.428)

Giro	Seg.1	Seg.2	Seg.3	Seg.4	T. Giro	km/h	Local Time
1							17:30'39.251
2	51.442	30.902	35.066	24.607	2'22.017P	154,3	17:33'01.268
3	28.413	25.613	32.353	24.436	1'50.815	191,5	17:34'52.083
4	27.486	24.599	29.119	23.318	1'44.522	194,2	17:36'36.605
5	26.859	28.940	34.083	24.751	1:10'56.084	170,1	18:47'32.689
6	27.078	24.763	29.095	23.109	1'44.045C	194,9	18:49'16.734
7	26.792	24.555	29.139	23.277	1'43.763	194,2	18:51'00.497
8	26.682	24.715	29.340	1'58.390	3'19.127P	194,6	18:54'19.624
9	43.196	27.382	30.018	23.247	2'03.843P	186,5	18:56'23.467
10	26.554	24.319	28.971	22.796	1'42.640	194,6	18:58'06.107
11	26.556	24.538	28.739	22.701	1'42.534	195,7	18:59'48.641
12	26.474	24.429	28.755	22.770	1'42.428	195,7	19:01'31.069
13	26.700	25.266	29.163	23.161	1'44.290C	194,2	19:03'15.359

44 M. IMBERTI (1'43.003)

Giro	Seg.1	Seg.2	Seg.3	Seg.4	T. Giro	km/h	Local Time
------	-------	-------	-------	-------	---------	------	------------

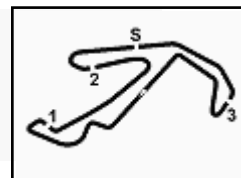
04/06/2021

P = Box In/Out - C = Tempo Invalidato



Powered by FICr PERUGIA TIMING





ACI Racing Weekend Misano, 5-6 Giugno 2021

TCR Italy - Analisi Tempi Qualifying

Misano Circuit Sic 58 4.226 m

3 / 4

1	29.259	34.367	26.917		173,6	17:32'48.166	6	44.074	29.934	36.789	29.868	2'20.665P	193,9	18:49'02.811	
2	28.956	26.073	29.779	23.426	1'48.234	192,9	17:34'36.400	7	30.129	25.187	29.478	23.412	1'48.206	196,7	18:50'51.017
3	26.916	24.499	29.146	22.772	1'43.333	194,6	17:36'19.733	8	26.957	24.409	28.713	22.613	1'42.692	196,7	18:52'33.709
4	27.031	25.088	45.759	1:14'49.497	1:16'27.375P	120,5	18:52'47.108	9	26.678	24.422	28.867	22.626	1'42.593	196,4	18:54'16.302
5	45.777	29.934	33.987	24.027	2'13.725P	160,7	18:55'00.833	10	26.950	24.549	31.004	24.802	1'47.305	196,7	18:56'03.607
6	27.211	24.844	29.122	22.575	1'43.752	194,6	18:56'44.585	11	26.674	24.367	28.867	22.761	1'42.669	196,4	18:57'46.276
7	26.799	24.571	28.991	23.317	1'43.678	195,3	18:58'28.263	12	27.005	28.707	40.130	28.344	2'04.186	130,0	18:59'50.462
8	26.702	24.507	28.996	22.798	1'43.003	194,6	19:00'11.266	13	34.155	30.542	31.943	23.800	2'00.440	188,8	19:01'50.902
9	26.961	24.568	28.986	23.011	1'43.526	194,6	19:01'54.792								
10	26.716	24.649	28.987	23.309	1'43.661	196,4	19:03'38.453								

72 F. GIROLAMI (1'40.813)

Giro	Seg.1	Seg.2	Seg.3	Seg.4	T. Giro	km/h	Local Time
1		27.454	33.169	37.749		189,8	17:32'58.231
2	2'18.993	25.411	29.539	23.048	3'36.991P	193,5	17:36'35.222
3	26.262	27.898	44.240	57.122	2'35.522CP	123,1	17:39'10.744
4	1:06'35.427	27.122	30.290	23.624	1:07'56.463P	188,5	18:47'07.207
5	26.575	24.509	28.748	22.451	1'42.283C	194,2	18:48'49.490
6	26.436	24.053	28.711	22.338	1'41.538	195,3	18:50'31.028
7	27.722	24.599	29.184	36.021	1'57.526P	195,3	18:52'28.554
8	1'46.982	29.436	29.614	22.657	3'08.689P	191,8	18:55'37.243
9	26.045	23.944	28.508	22.316	1'40.813	195,7	18:57'18.056
10	31.237	27.722	29.950	22.641	1'51.550	193,9	18:59'09.606
11	26.291	23.960	28.402	22.401	1'41.054	195,7	19:00'50.660

82 M. BUTTI (1'44.329)

Giro	Seg.1	Seg.2	Seg.3	Seg.4	T. Giro	km/h	Local Time
1		28.806	42.917	32.825		138,1	17:33'09.356
2	29.866	30.245	30.190	23.699	1'54.000	191,8	17:35'03.356
3	27.349	24.891	29.588	23.168	1'44.996	195,3	17:36'48.352
4	27.497	34.168	46.566	1:08'01.757	1:09'49.988P	128,0	18:46'38.340
5	46.819	29.764	37.338	32.673	2'26.594P	147,5	18:49'04.934
6	28.740	26.704	29.615	23.153	1'48.212	193,9	18:50'53.146
7	27.264	24.772	29.313	22.980	1'44.329	192,5	18:52'37.475
8	27.221	24.797	29.619	22.996	1'44.633	192,9	18:54'22.108
9	27.387	24.879	30.401	23.423	1'46.090	192,5	18:56'08.198
10	27.287	27.570	30.542	23.034	1'48.433	192,2	18:57'56.631
11	27.206	24.718	29.648	22.946	1'44.518	192,9	18:59'41.149
12	27.389	24.870	29.502	23.096	1'44.857	192,5	19:01'26.006
13	27.321	24.829	29.662	23.145	1'44.957	192,9	19:03'10.963

84 S. DI MARE (1'44.607)

Giro	Seg.1	Seg.2	Seg.3	Seg.4	T. Giro	km/h	Local Time
1		27.230	30.850	25.175		190,5	17:32'22.475
2	27.995	25.280	29.887	23.613	1'46.775	192,2	17:34'09.250
3	27.449	24.714	29.357	23.087	1'44.607	191,5	17:35'53.857
4	27.428	27.360	35.840	24.580	1:11'47.852	189,8	18:47'41.709
5	27.443	24.815	29.668	23.393	1'45.319	192,5	18:49'27.028
6	28.318	24.880	29.605	23.227	1'46.030	190,8	18:51'13.058
7	28.313	31.701	31.538	23.676	1'55.228	191,5	18:53'08.286
8	27.374	24.930	29.633	3'16.683	4'38.620P	190,5	18:57'46.906
9	49.045	27.977	36.353	23.631	2'17.006P	156,5	19:00'03.912
10	29.378	26.128	29.709	22.922	1'48.137	190,8	19:01'52.049
11	27.065	24.696	29.350	24.986	1'46.097	192,9	19:03'38.146

85 G. FANTILLI (1'47.228)

Giro	Seg.1	Seg.2	Seg.3	Seg.4	T. Giro	km/h	Local Time
1		29.488	36.554	27.590		165,4	17:32'50.741
2	30.133	26.531	33.937	25.547	1'56.148	188,2	17:34'46.889
3	29.003	25.645	30.514	25.419	1'50.581	184,9	17:36'37.470
4	29.133	25.811	43.955	1:07'39.210	1:09'18.109P	127,7	18:45'55.579
5	1'03.923	28.939	33.549	25.763	2'32.174P	186,5	18:48'27.753
6	29.835	26.169	30.839	24.624	1'51.467	191,8	18:50'19.220
7	28.778	25.605	30.592	24.422	1'49.397	192,2	18:52'08.617
8	28.652	25.508	30.738	24.032	1'48.930	186,9	18:53'57.547

47 E. CARMINATI (1'42.801)

Giro	Seg.1	Seg.2	Seg.3	Seg.4	T. Giro	km/h	Local Time
1		26.836	30.960	25.133		192,2	17:32'20.791
2	28.161	25.070	29.482	23.385	1'46.098	197,8	17:34'06.889
3	27.084	24.424	29.187	23.262	1'43.957	196,7	17:35'50.846
4	27.200	24.348	29.206	44.966	2'05.720CP	197,4	17:37'56.566
5	1:07'54.297	26.496	31.031	24.721	1:09'16.545P	191,8	18:47'13.111
6	27.528	25.295	29.627	23.325	1'45.775	196,7	18:48'58.886
7	27.280	24.550	29.115	23.039	1'43.984	197,8	18:50'42.870
8	26.896	24.330	29.034	23.113	1'43.373	197,4	18:52'26.243
9	26.955	24.372	29.121	22.883	1'43.331	198,2	18:54'09.574
10	27.190	24.639	29.310	36.743	1'57.882P	198,5	18:56'07.456
11	2'03.829	27.048	30.542	23.448	3'24.867P	193,2	18:59'32.323
12	26.851	24.204	29.004	22.781	1'42.840	197,8	19:01'15.163
13	27.705	24.784	29.206	23.339	1'45.034	197,4	19:03'00.197
14	26.898	24.176	28.848	22.879	1'42.801	198,5	19:04'42.998

59 D. KOURIL (1'42.104)

Giro	Seg.1	Seg.2	Seg.3	Seg.4	T. Giro	km/h	Local Time
1		31.365	33.467	24.975		188,2	17:33'20.445
2	27.990	25.334	29.526	23.485	1'46.335	195,3	17:35'06.780
3	26.984	24.765	28.993	23.099	1'43.841	196,0	17:36'50.621
4	26.924	33.385	46.885	1'42.830	3'30.024CP	128,1	17:40'20.645
5	1:06'37.395	27.606	30.317	23.482	1:07'58.800P	189,8	18:48'19.445
6	27.157	24.659	29.059	22.823	1'43.698	196,0	18:50'03.143
7	26.637	24.183	28.742	23.101	1'42.663	196,4	18:51'45.806
8	26.379	24.375	28.621	22.729	1'42.104	196,0	18:53'27.910
9	26.546	25.496	31.101	23.396	1'46.539C	180,3	18:55'14.449
10	26.723	24.376	28.970	22.824	1'42.893	195,3	18:56'57.342
11	27.670	28.740	29.323	35.732	2'01.465P	192,5	18:58'58.807
12	1'44.067	26.300	30.732	24.134	3'05.233P	185,2	19:02'04.040

62 J. YOUNG (1'41.824)

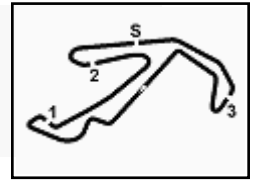
Giro	Seg.1	Seg.2	Seg.3	Seg.4	T. Giro	km/h	Local Time
1		27.602	32.674	36.324		189,1	17:32'54.709
2	2'18.785	25.696	29.499	22.678	3'36.658P	189,8	17:36'31.367
3	26.407	27.959	45.813	55.714	2'35.893CP	106,8	17:39'07.260
4	1:07'24.457	25.671	31.341	34.729	1:08'56.198P	188,5	18:48'03.458
5	2'16.333	25.485	30.339	23.267	3'35.424P	192,2	18:51'38.882
6	26.406	24.069	28.848	22.501	1'41.824	196,0	18:53'20.706
7	27.600	24.706	29.726	34.255	1'56.287P	194,9	18:55'16.993
8	1'45.467	29.564	30.666	23.245	3'08.942P	186,5	18:58'25.935
9	26.128	24.071	28.377	22.490	1'41.066C	197,4	19:00'07.001
10	32.866	27.167	34.479	24.458	1'58.970	194,6	19:02'05.971

68 E. BRIGLIADORI (1'42.593)

Giro	Seg.1	Seg.2	Seg.3	Seg.4	T. Giro	km/h	Local Time
1		26.163	29.984	23.851		194,6	17:32'11.964
2	26.965	24.544	28.977	22.714	1'43.200	195,7	17:33'55.164
3	26.785	24.499	28.858	22.930	1'43.072	195,7	17:35'38.236
4	26.850	24.574	28.943	34.717	1'55.084C	196,0	17:37'33.320
5	1'06.170	1'09.398	1'22.971	1:05'30.287	1:09'08.826P	46,6	18:46'42.146

04/06/2021 P = Box In/Out - C = Tempo Invalidato





ACI Racing Weekend Misano, 5-6 Giugno 2021
TCR Italy - Analisi Tempi Qualifying

Misano Circuit Sic 58 4.226 m

4 / 4

9	28.329	25.411	29.996	24.083	1'47.819	191,2	18:55'45.366
10	27.966	25.499	30.306	23.457	1'47.228	186,9	18:57'32.594
11	30.161	28.814	30.975	23.784	1'53.734	187,5	18:59'26.328
12	28.108	26.003	30.249	23.765	1'48.125	188,2	19:01'14.453
13	28.687	25.771	30.581	23.784	1'48.823	181,5	19:03'03.276

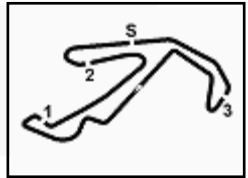
90 D. BABUIN (1'43.555)

Giro	Seg.1	Seg.2	Seg.3	Seg.4	T. Giro	km/h	Local Time
1							17:30'49.902
2	53.727	32.535	32.496	25.518	2'24.276P	188,8	17:33'14.178
3	27.831	25.918	29.969	24.203	1'47.921	191,8	17:35'02.099
4	27.517	24.944	29.665	23.431	1'45.557	192,9	17:36'47.656
5	27.008	26.959	31.995	24.190	1:10'31.327	188,8	18:47'18.983
6	27.200	24.932	29.328	23.501	1'44.961	193,9	18:49'03.944
7	26.959	24.603	29.315	22.949	1'43.826	192,5	18:50'47.770
8	26.751	24.639	29.139	23.193	1'43.722	192,9	18:52'31.492
9	26.961	25.667	39.203	1'37.820	3'09.651P	157,2	18:55'41.143
10	52.113	34.746	39.311	24.024	2'30.194P	141,0	18:58'11.337
11	27.116	25.582	30.671	23.963	1'47.332	193,2	18:59'58.669
12	26.964	25.197	30.327	23.274	1'45.762	193,2	19:01'44.431
13	26.801	24.792	29.047	22.915	1'43.555	192,5	19:03'27.986

93 O. FIORUCCI (1'46.779)

Giro	Seg.1	Seg.2	Seg.3	Seg.4	T. Giro	km/h	Local Time
1		32.368	35.520	26.815		172,5	17:32'37.811
2	28.794	25.884	30.855	24.704	1'50.237	190,1	17:34'28.048
3	28.339	25.911	30.226	24.061	1'48.537	191,2	17:36'16.585
4	27.921	26.785	44.753	1:07'36.996	1:09'16.455P	120,1	18:45'33.040
5	51.479	34.100	36.917	27.262	2'29.758P	154,1	18:48'02.798
6	30.192	26.793	32.050	25.220	1'54.255	189,5	18:49'57.053
7	28.815	25.819	30.369	24.764	1'49.767	192,5	18:51'46.820
8	28.023	26.209	30.552	23.826	1'48.610	191,2	18:53'35.430
9	27.959	25.347	30.229	23.668	1'47.203	191,5	18:55'22.633
10	27.760	25.294	30.110	23.615	1'46.779	191,5	18:57'09.412
11	27.782	25.848	30.428	23.870	1'47.928	191,2	18:58'57.340
12	27.832	25.174	30.227	24.125	1'47.358	191,2	19:00'44.698
13	40.319	32.551	33.674	27.794	2'14.338	178,5	19:02'59.036





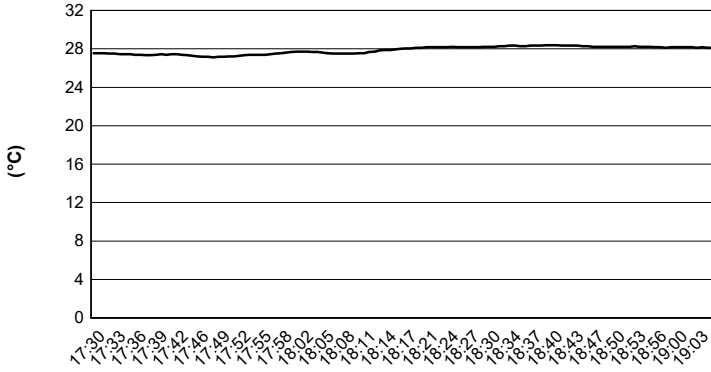
Misano Circuit Sic 58 4.226 m

ACI Racing Weekend Misano, 5-6 Giugno 2021

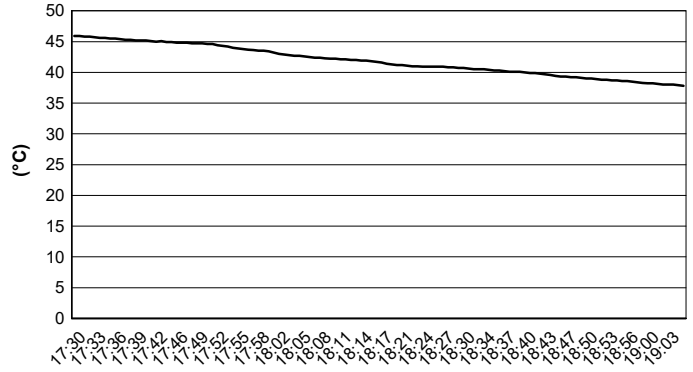
TCR Italy - Meteo Qualifying

Session started 17:30 - Session ended 19:05


Air Temperature



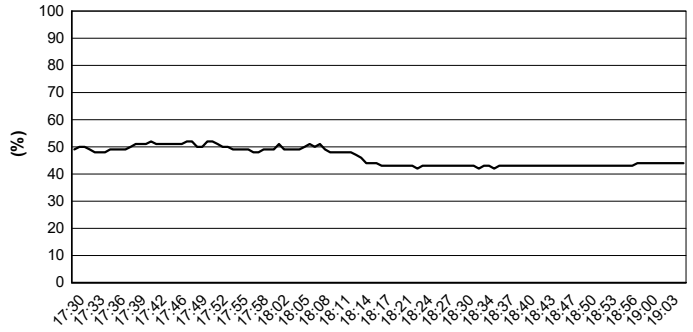
Track Temperature



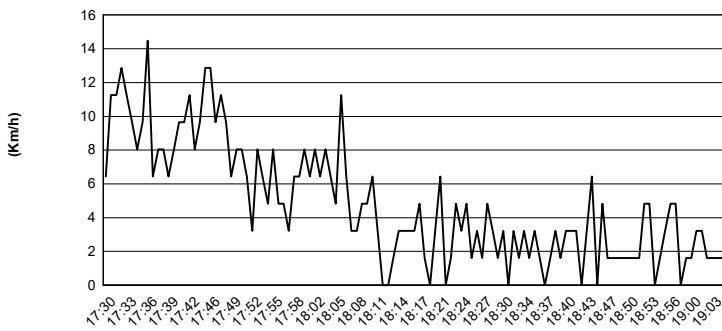
Air Pressure



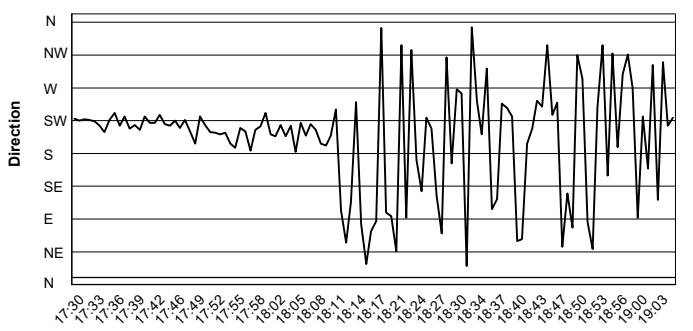
Humidity



Wind Speed



Wind Direction



04/06/2021

