

# ACI Racing Weekend Imola, 24-25 Luglio 2021

## TCR Italy - Classifica Free Practice 1

Imola Circuit 4.909 m

1 / 2

Num.	Conduuttore	Naz	Concorrente	Team	Auto	Classe	Tempo	Dist.	Rel.	Giri
1	<b>69 AZCONA TROYAS</b> Mikel	ESP	Volcano Motorsport	Victory Asserto SL	Cupra Leon Competicion	TCR	<b>1'51.615</b>			3
2	<b>4 TAVANO</b> Salvatore	ITA	Girasole	Girasole	Cupra Leon Competicion	TCR	<b>1'52.032</b>	0.417	0.417	8
3	<b>31 CECCON</b> Kevin	ITA	Ceccon Kevin	Aggressive Team	Hyundai i30 N TCR	TCR	<b>1'52.405</b>	0.790	0.373	8
4	<b>68 BRIGLIADORI</b> Eric	ITA	Brigliadori Eric	BF Motorsport	Audi Rs3 LMS	TCR	<b>1'52.473</b>	0.858	0.068	10
5	<b>44 IMBERTI</b> Michele	ITA	Imberti Michele	Elite Motorsport	Cupra Leon Competicion	TCR	<b>1'52.834</b>	1.219	0.361	8
6	<b>8 BALDAN</b> Nicola	ITA	Target	Target	Hyundai i30 N TCR	TCR	<b>1'53.089</b>	1.474	0.255	9
7	<b>27 RUBEN</b> Volt	EST	ALM Honda Racing	ALM Honda Racing	Honda Civic FK7 H70	TCR	<b>1'53.522</b>	1.907	0.433	9
8	<b>16 LEONOV</b> Evgenii	RUS	Volcano Motorsport	Victory Asserto SL	Cupra Leon Competicion	TCR	<b>1'53.810</b>	2.195	0.288	10
9	<b>25 VAHEL</b> Mattias	EST	ALM Honda Racing	ALM Honda Racing	Honda Civic FK7 H70	TCR	<b>1'53.812</b>	2.197	0.002	9
10	<b>63 AKHAMADOV</b> Ibragim	RUS	Alborghetti Emanuele	MM Motorsport	Honda Civic FK7 H70	TCR	<b>1'54.106</b>	2.491	0.294	9
11	<b>17 RYBA</b> Martin	SVN	Brutal Fish Racing Team	MM Motorsport	Honda Civic FK7 H70	TCR	<b>1'54.208</b>	2.593	0.102	9
12	<b>14 STEFANOVSKI</b> Igor	MKD	Stefanovski Igor	AKK Stefanovski	Hyundai i30 N TCR	TCR	<b>1'54.260</b>	2.645	0.052	8
13	<b>56 BRUSA</b> Cesare	ITA	Target	Target	Hyundai i30 N TCR	TCR	<b>1'54.260</b>	2.645		10
14	<b>13 BURI</b> Antti	FIN	Target	Target	Hyundai i30 N TCR	TCR	<b>1'54.480</b>	2.865	0.220	10
15	<b>59 KOURIL</b> Dusan Jr.	CZE	K2 Engine	K2 Engine	Hyundai i30 N TCR	TCR	<b>1'54.489</b>	2.874	0.009	9
16	<b>33 ROMAGNOLI</b> Riccardo	ITA	Proteam Race	Proteam Race	Cupra Leon TCR	TCR	<b>1'54.642</b>	3.027	0.153	9
17	<b>90 BABUIN</b> Denis	ITA	Babuin Denis		Cupra TCR DSG	TCDS	<b>1'54.807</b>	3.192	0.165	10
18	<b>47 CARMINATI</b> Ettore	ITA	Carminati Ettore		Hyundai i30 N TCR	TCR	<b>1'54.905</b>	3.290	0.098	7
19	<b>82 BUTTI</b> Marco	ITA	DMAX Suisse	Elite Motorsport	VW Golf TCR	TCDS	<b>1'55.155</b>	3.540	0.250	9
20	<b>6 GURRIERI</b> Raffaele	ITA	Gurrieri Raffaele	Girasole	Cupra Leon TCR	TCR	<b>1'55.439</b>	3.824	0.284	9
21	<b>84 DI MARE</b> Sabatino	ITA	Di Mare Sabatino	Scuderia Vesuvio	Cupra TCR DSG	TCDS	<b>1'56.557</b>	4.942	1.118	8
22	<b>21 GUIDA</b> Nicola	ITA	Guida Nicola	Girasole	Cupra Leon Competicion	TCR	<b>1'56.803</b>	5.188	0.246	8
23	<b>93 'LINOS'</b>	ITA	Linos	Elite Motorsport	VW Golf GTI	TCDS	<b>1'58.823</b>	7.208	2.020	9
24	<b>10 PAOLINO</b> Federico	ITA	Paolino Federico	Girasole	Cupra Leon Competicion	TCR	<b>1'59.793</b>	8.178	0.970	6
25	<b>85 FANTILLI</b> Giorgio	ITA	Fantilli Giorgio		Cupra TCR DSG	TCDS	<b>1'59.876</b>	8.261	0.083	8
26	<b>97 TAPPARO</b> Alberto	ITA	Tablò Fabrizio Paolo		VW Golf GTI	TCDS	<b>2'14.716</b>	23.101	14.840	3
27	<b>11 REDUZZI</b> Damiano	ITA	Reduzzi Damiano	Trico WRT	Hyundai i30 N TCR	TCR				0
28	<b>18 NATALONI</b> Nello	ITA	Nataloni Nello		Opel Astra TCR	TCR				0

Umidità	65%	ARIA	27°C
Condizioni	DRY	Pista	35°C

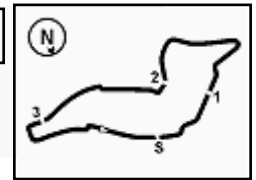
Direttore di Gara : Massimiliano Ghinassi

Direttore di Prova : Alessandro Ferrari

Inizio	Fine
23/07/2021 08:59	09:25

Esposta alle: .....





# ACI Racing Weekend Imola, 24-25 Luglio 2021

## TCR Italy - Classifica Free Practice 1

Imola Circuit 4.909 m

2 / 2

### Penalty and Infringement

09.11	16 Volcano Motorsport	Time deleted (1'52.231) last lap exceeded track - Turn 9
09.11	17 Brutal Fish Racing	Time deleted (2'05.654) last lap exceeded track limits - Turn 9
09.11	8 Target	Time deleted (1'53.995) last lap exceeded track limits - Turn 9
09.13	68 Brigliaiori Eric	Time deleted current lap exceeded track limits - Turn 9
09.15	84 Di Mare Sabatino	Time deleted current lap exceeded track limits - Turn 13
09.16	6 Gurrieri Raffaele	Time deleted current lap exceeded track limits - Turn 9
09.16	16 Volcano Motorsport	Time deleted current lap exceeded track limits - Turn 3
09.18	16 Volcano Motorsport	Time deleted current lap exceeded track limits - Turn 13
09.19	84 Di Mare Sabatino	Time deleted current lap exceeded track limits - Turn 13
09.22	47 Carminati Ettore	Time deleted current lap exceeded track limits - Turn 9

### Fastest Laps Sequence

Num.	Concorrente	Naz	Team	Auto	Local Time	Tempo	Dist.	Media
68	E. BRIGLIADORI	ITA	BF Motorsport	Audi Rs3 LMS	09:04'35.901	<b>2'04.297</b>		142,179
16	E. LEONOV	RUS	Victory Asserto SL	Cupra Leon Competicion	09:05'00.568	<b>1'57.036</b>	-7.261	151,000
68	E. BRIGLIADORI	ITA	BF Motorsport	Audi Rs3 LMS	09:06'31.925	<b>1'56.024</b>	-1.012	152,317
16	E. LEONOV	RUS	Victory Asserto SL	Cupra Leon Competicion	09:06'54.397	<b>1'53.829</b>	-2.195	155,254
68	E. BRIGLIADORI	ITA	BF Motorsport	Audi Rs3 LMS	09:10'19.788	<b>1'53.728</b>	-0.101	155,392
4	S. TAVANO	ITA	Girasole	Cupra Leon Competicion	09:11'35.861	<b>1'53.476</b>	-0.252	155,737
68	E. BRIGLIADORI	ITA	BF Motorsport	Audi Rs3 LMS	09:12'12.541	<b>1'52.753</b>	-0.723	156,736
4	S. TAVANO	ITA	Girasole	Cupra Leon Competicion	09:15'21.205	<b>1'52.530</b>	-0.223	157,046
31	K. CECCON	ITA	Aggressive Team	Hyundai i30 N TCR	09:15'31.092	<b>1'52.492</b>	-0.038	157,099
4	S. TAVANO	ITA	Girasole	Cupra Leon Competicion	09:17'13.237	<b>1'52.032</b>	-0.460	157,744
69	M. AZCONA TROYAS	ESP	Victory Asserto SL	Cupra Leon Competicion	09:18'20.684	<b>1'51.615</b>	-0.417	158,334

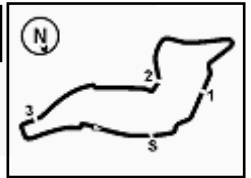
Direttore di Gara : Massimiliano Ghinassi

Direttore di Prova : Alessandro Ferrari

23/07/2021 Inizio 08:59 Fine 09:25

Esposta alle: .....





Imola Circuit 4.909 m

**ACI Racing Weekend Imola, 24-25 Luglio 2021**  
**TCR Italy - Best Sectors & Speed Free Practice 1**

**MIGLIOR GIRO**

1	69 AZCONA TROYAS Mikel	Cupra Leon Competicion	1'51.615
2	4 TAVANO Salvatore	Cupra Leon Competicion	1'52.032
3	31 CECCON Kevin	Hundai i30 N TCR	1'52.405
4	68 BRIGLIADORI Eric	Audi Rs3 LMS	1'52.473
5	44 IMBERTI Michele	Cupra Leon Competicion	1'52.834
6	8 BALDAN Nicola	Hundai i30 N TCR	1'53.089
7	27 RUBEN Volt	Honda Civic FK7 H70	1'53.522
8	16 LEONOV Evgenii	Cupra Leon Competicion	1'53.810
9	25 VAHTEL Mattias	Honda Civic FK7 H70	1'53.812
10	63 AKHAMADOV Ibragim	Honda Civic FK7 H70	1'54.106
11	17 RYBA Martin	Honda Civic FK7 H70	1'54.208
12	14 STEFANOVSKI Igor	Hundai i30 N TCR	1'54.260
13	56 BRUSA Cesare	Hundai i30 N TCR	1'54.260
14	13 BURI Antti	Hundai i30 N TCR	1'54.480
15	59 KOURIL Dusan Jr.	Hundai i30 N TCR	1'54.489
16	33 ROMAGNOLI Riccardo	Cupra Leon TCR	1'54.642
17	90 BABUIN Denis	Cupra TCR DSG	1'54.807
18	47 CARMINATI Ettore	Hundai i30 N TCR	1'54.905
19	82 BUTTI Marco	VW Golf TCR	1'55.155
20	6 GURRIERI Raffaele	Cupra Leon TCR	1'55.439
21	84 DI MARE Sabatino	Cupra TCR DSG	1'56.557
22	21 GUIDA Nicola	Cupra Leon Competicion	1'56.803
23	93 'LINOS'	VW Golf GTI	1'58.823
24	10 PAOLINO Federico	Cupra Leon Competicion	1'59.793
25	85 FANTILLI Giorgio	Cupra TCR DSG	1'59.876
26	97 TAPPARO Alberto	VW Golf GTI	2'14.716
27	11 REDUZZI Damiano	Hundai i30 N TCR	
28	18 NATALONI Nello	Opel Astra TCR	

**SPEED**

1	16 LEONOV Evgenii	Cupra Leon Competicion	250,0
2	4 TAVANO Salvatore	Cupra Leon Competicion	247,7
3	68 BRIGLIADORI Eric	Audi Rs3 LMS	247,1
4	21 GUIDA Nicola	Cupra Leon Competicion	247,1
5	44 IMBERTI Michele	Cupra Leon Competicion	246,6
6	6 GURRIERI Raffaele	Cupra Leon TCR	244,9
7	8 BALDAN Nicola	Hundai i30 N TCR	243,8
8	82 BUTTI Marco	VW Golf TCR	243,8
9	69 AZCONA TROYAS Mikel	Cupra Leon Competicion	243,8
10	56 BRUSA Cesare	Hundai i30 N TCR	243,8
11	13 BURI Antti	Hundai i30 N TCR	243,2
12	14 STEFANOVSKI Igor	Hundai i30 N TCR	243,2
13	47 CARMINATI Ettore	Hundai i30 N TCR	243,2
14	27 RUBEN Volt	Honda Civic FK7 H70	243,2
15	33 ROMAGNOLI Riccardo	Cupra Leon TCR	242,7
16	63 AKHAMADOV Ibragim	Honda Civic FK7 H70	242,7
17	85 FANTILLI Giorgio	Cupra TCR DSG	242,7
18	90 BABUIN Denis	Cupra TCR DSG	242,7
19	25 VAHTEL Mattias	Honda Civic FK7 H70	242,2
20	59 KOURIL Dusan Jr.	Hundai i30 N TCR	242,2
21	17 RYBA Martin	Honda Civic FK7 H70	242,2
22	31 CECCON Kevin	Hundai i30 N TCR	242,2
23	93 'LINOS'	VW Golf GTI	239,5
24	10 PAOLINO Federico	Cupra Leon Competicion	237,4
25	84 DI MARE Sabatino	Cupra TCR DSG	235,3
26	97 TAPPARO Alberto	VW Golf GTI	217,7

**SEG. 1**

1	4 TAVANO Salvatore	23.713
2	68 BRIGLIADORI Eric	23.782
3	69 AZCONA TROYAS Mike	23.813
4	31 CECCON Kevin	23.922
5	14 STEFANOVSKI Igor	23.938
6	44 IMBERTI Michele	23.953
7	16 LEONOV Evgenii	23.956
8	17 RYBA Martin	23.962
9	27 RUBEN Volt	24.040
10	25 VAHTEL Mattias	24.044
11	82 BUTTI Marco	24.127
12	56 BRUSA Cesare	24.179
13	6 GURRIERI Raffaele	24.191
14	13 BURI Antti	24.192
15	8 BALDAN Nicola	24.213
16	33 ROMAGNOLI Riccardo	24.255
17	63 AKHAMADOV Ibragim	24.296
18	59 KOURIL Dusan Jr.	24.362
19	90 BABUIN Denis	24.392
20	47 CARMINATI Ettore	24.428
21	84 DI MARE Sabatino	24.563
22	21 GUIDA Nicola	24.635
23	93 'LINOS'	25.057
24	85 FANTILLI Giorgio	25.100
25	10 PAOLINO Federico	25.266
26	97 TAPPARO Alberto	27.324

**SEG. 2**

1	69 AZCONA TROYAS Mike	36.603
2	16 LEONOV Evgenii	36.732
3	31 CECCON Kevin	36.767
4	4 TAVANO Salvatore	36.780
5	8 BALDAN Nicola	36.786
6	44 IMBERTI Michele	36.819
7	68 BRIGLIADORI Eric	36.848
8	27 RUBEN Volt	37.012
9	33 ROMAGNOLI Riccardo	37.232
10	13 BURI Antti	37.331
11	63 AKHAMADOV Ibragim	37.361
12	56 BRUSA Cesare	37.373
13	17 RYBA Martin	37.380
14	59 KOURIL Dusan Jr.	37.410
15	6 GURRIERI Raffaele	37.427
16	47 CARMINATI Ettore	37.441
17	90 BABUIN Denis	37.484
18	14 STEFANOVSKI Igor	37.507
19	25 VAHTEL Mattias	37.530
20	82 BUTTI Marco	37.595
21	84 DI MARE Sabatino	37.760
22	93 'LINOS'	38.493
23	21 GUIDA Nicola	38.717
24	85 FANTILLI Giorgio	39.262
25	10 PAOLINO Federico	39.487
26	97 TAPPARO Alberto	44.987

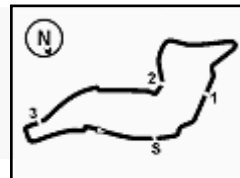
**SEG. 3**

1	69 AZCONA TROYAS Mike	31.718
2	4 TAVANO Salvatore	31.818
3	16 LEONOV Evgenii	31.906
4	59 KOURIL Dusan Jr.	31.928
5	31 CECCON Kevin	31.979
6	68 BRIGLIADORI Eric	32.030
7	8 BALDAN Nicola	32.148
8	44 IMBERTI Michele	32.150
9	13 BURI Antti	32.333
10	17 RYBA Martin	32.429
11	56 BRUSA Cesare	32.441
12	25 VAHTEL Mattias	32.451
13	63 AKHAMADOV Ibragim	32.469
14	33 ROMAGNOLI Riccardo	32.533
15	27 RUBEN Volt	32.548
16	14 STEFANOVSKI Igor	32.586
17	90 BABUIN Denis	32.642
18	47 CARMINATI Ettore	32.757
19	6 GURRIERI Raffaele	32.802
20	82 BUTTI Marco	33.073
21	84 DI MARE Sabatino	33.080
22	21 GUIDA Nicola	33.128
23	10 PAOLINO Federico	33.764
24	93 'LINOS'	33.990
25	85 FANTILLI Giorgio	34.257
26	97 TAPPARO Alberto	37.643

**SEG. 4**

1	69 AZCONA TROYAS Mike	19.481
2	31 CECCON Kevin	19.552
3	63 AKHAMADOV Ibragim	19.606
4	4 TAVANO Salvatore	19.666
5	16 LEONOV Evgenii	19.670
6	13 BURI Antti	19.736
7	25 VAHTEL Mattias	19.742
8	56 BRUSA Cesare	19.747
9	27 RUBEN Volt	19.750
10	68 BRIGLIADORI Eric	19.763
11	8 BALDAN Nicola	19.780
12	44 IMBERTI Michele	19.785
13	17 RYBA Martin	19.854
14	47 CARMINATI Ettore	19.945
15	33 ROMAGNOLI Riccardo	19.954
16	14 STEFANOVSKI Igor	19.977
17	59 KOURIL Dusan Jr.	19.986
18	90 BABUIN Denis	20.024
19	82 BUTTI Marco	20.026
20	21 GUIDA Nicola	20.067
21	6 GURRIERI Raffaele	20.199
22	84 DI MARE Sabatino	20.249
23	85 FANTILLI Giorgio	20.330
24	10 PAOLINO Federico	20.611
25	93 'LINOS'	20.636
26	97 TAPPARO Alberto	21.940





# ACI Racing Weekend Imola, 24-25 Luglio 2021

## TCR Italy - Ideal Time Free Practice 1

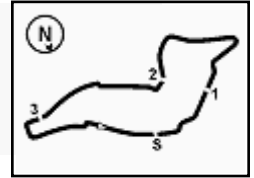
Imola Circuit 4.909 m

Num.	Conditore	Auto	Seg. 1	Seg. 2	Seg. 3	Seg. 4	Ideal Time		
			Diff. 1	Diff. 2	Diff. 3	Diff. 4	Miglior Giro	Pos.	Diff.
1	<b>69 AZCONA TROYAS</b> M. (E)	Cupra Leon Competicion	23.813	36.603	31.718	19.481	<b>1'51.615</b>		
2	<b>4 TAVANO</b> S. (ITA)	Cupra Leon Competicion	23.713	36.780	31.818 +0.020	19.666 +0.035	<b>1'51.977</b>	1	
3	<b>31 CECCON</b> K. (ITA)	Hyundai i30 N TCR	23.922	36.767	31.979 +0.185	19.552	<b>1'52.220</b>	2	0.055
4	<b>16 LEONOV</b> E. (RUS)	Cupra Leon Competicion	23.956 +0.070	36.732 +0.722	31.906 +0.314	19.670 +0.440	<b>1'52.264</b>	3	0.185
5	<b>68 BRIGLIADORI</b> E. (ITA)	Audi Rs3 LMS	23.782	36.848	32.030	19.763 +0.050	<b>1'52.423</b>	8	1.546
6	<b>44 IMBERTI</b> M. (ITA)	Cupra Leon Competicion	23.953 +0.127	36.819	32.150	19.785	<b>1'52.707</b>	4	0.050
7	<b>8 BALDAN</b> N. (ITA)	Hyundai i30 N TCR	24.213 +0.009	36.786 +0.113	32.148 +0.040	19.780	<b>1'52.927</b>	5	0.127
8	<b>27 RUBEN</b> V. (EST)	Honda Civic FK7 H70	24.040	37.012	32.548	19.750 +0.172	<b>1'53.350</b>	6	0.162
9	<b>13 BURI</b> A. (FIN)	Hyundai i30 N TCR	24.192 +0.162	37.331 +0.287	32.333 +0.317	19.736 +0.122	<b>1'53.592</b>	7	0.172
10	<b>17 RYBA</b> M. (SVN)	Honda Civic FK7 H70	23.962 +0.301	37.380 +0.231	32.429	19.854 +0.051	<b>1'53.625</b>	14	0.888
11	<b>59 KOURIL</b> D. (CZE)	Hyundai i30 N TCR	24.362	37.410 +0.535	31.928 +0.268	19.986	<b>1'53.686</b>	11	0.583
12	<b>63 AKHAMADOV</b> I. (RUS)	Honda Civic FK7 H70	24.296 +0.050	37.361 +0.157	32.469 +0.018	19.606 +0.149	<b>1'53.732</b>	15	0.803
13	<b>56 BRUSA</b> C. (ITA)	Hyundai i30 N TCR	24.179 +0.447	37.373	32.441	19.747 +0.073	<b>1'53.740</b>	10	0.374
14	<b>25 VAHTEL</b> M. (EST)	Honda Civic FK7 H70	24.044 +0.045	37.530	32.451	19.742	<b>1'53.767</b>	12	0.520
15	<b>33 ROMAGNOLI</b> R. (ITA)	Cupra Leon TCR	24.255 +0.186	37.232 +0.266	32.533 +0.216	19.954	<b>1'53.974</b>	9	0.045
16	<b>14 STEFANOVSKI</b> I. (MKD)	Hyundai i30 N TCR	23.938	37.507 +0.109	32.586	19.977 +0.143	<b>1'54.008</b>	16	0.668
17	<b>90 BABUIN</b> D. (ITA)	Cupra TCR DSG	24.392	37.484	32.642 +0.224	20.024 +0.041	<b>1'54.542</b>	17	0.265
18	<b>47 CARMINATI</b> E. (ITA)	Hyundai i30 N TCR	24.428	37.441 +0.156	32.757 +0.075	19.945 +0.103	<b>1'54.571</b>	13	0.252
19	<b>6 GURRIERI</b> R. (ITA)	Cupra Leon TCR	24.191 +0.445	37.427 +0.375	32.802	20.199	<b>1'54.619</b>	18	0.334
20	<b>82 BUTTI</b> M. (ITA)	VW Golf TCR	24.127 +0.113	37.595 +0.221	33.073	20.026	<b>1'54.821</b>	20	0.820
21	<b>84 DI MARE</b> S. (ITA)	Cupra TCR DSG	24.563	37.760 +0.515	33.080 +0.339	20.249 +0.051	<b>1'55.652</b>	19	0.334
22	<b>21 GUIDA</b> N. (ITA)	Cupra Leon Competicion	24.635 +0.256	38.717	33.128	20.067	<b>1'56.547</b>	21	0.905
23	<b>93 'LINOS'</b> (ITA)	VW Golf GTI	25.057 +0.234	38.493 +0.370	33.990	20.636 +0.043	<b>1'58.176</b>	22	0.256
24	<b>85 FANTILLI</b> G. (ITA)	Cupra TCR DSG	25.100 +0.304	39.262 +0.623	34.257	20.330	<b>1'58.949</b>	23	0.647
25	<b>10 PAOLINO</b> F. (ITA)	Cupra Leon Competicion	25.266	39.487	33.764	20.611 +0.665	<b>1'59.128</b>	24	0.665
26	<b>97 TAPPARO</b> A. (ITA)	VW Golf GTI	27.324 +1.295	44.987 +1.527	37.643	21.940	<b>2'11.894</b>	25	0.927
	<b>11 REDUZZI</b> D. (ITA)	Hyundai i30 N TCR					<b>2'14.716</b>	26	2.822
	<b>18 NATALONI</b> N. (ITA)	Opel Astra TCR							

**Ideal Time Assoluto**

23.713    36.603    31.718    19.481

**1'51.515**

ACI Racing Weekend Imola, 24-25 Luglio 2021  
TCR Italy - Analisi Tempi Free Practice 1

Imola Circuit 4.909 m

Start at 17:51'53.478

1 / 3

4 S. TAVANO (1'52.032)								14 I. STEFANOVSKI (1'54.260)							
Giro	Seg.1	Seg.2	Seg.3	Seg.4	T. Giro	km/h	Local Time	Giro	Seg.1	Seg.2	Seg.3	Seg.4	T. Giro	km/h	Local Time
1		44.062	38.615	21.543	101,7	9:02'28.539		1		46.475	38.462	21.474	117,6	9:02'29.694	
2	27.323	41.491	35.963	2'58.868	4'43.645P	202,6	9:07'12.184	2	27.089	41.058	36.132	2'59.407	4'43.686P	228,3	9:07'13.380
3	41.013	38.812	49.562	20.814	2'30.201P	151,9	9:09'42.385	3	40.616	39.370	34.818	20.481	2'15.285P	152,8	9:09'28.665
4	24.052	37.513	32.135	19.776	1'53.476	246,0	9:11'35.861	4	24.509	38.009	34.782	20.142	1'57.442	237,9	9:11'26.107
5	23.950	37.211	<b>31.818</b>	19.835	1'52.814	247,1	9:13'28.675	5	23.993	37.745	33.378	20.122	1'55.238	<b>243,2</b>	9:13'21.345
6	23.793	37.013	32.058	<b>19.666</b>	1'52.530	<b>247,7</b>	9:15'21.205	6	<b>23.938</b>	37.616	<b>32.586</b>	20.120	<b>1'54.260</b>	240,5	9:15'15.605
7	<b>23.713</b>	<b>36.780</b>	31.838	19.701	<b>1'52.032</b>	247,1	9:17'13.237	7	24.177	39.225	36.417	20.078	1'59.897	240,0	9:17'15.502
8	26.935	40.028	34.700	2'38.362	4'20.025P	218,2	9:21'33.262	8	24.088	<b>37.507</b>	32.617	2'21.563	3'55.775P	242,2	9:21'11.277
9	40.418	38.304	34.888	19.801	2'13.411P	153,6	9:23'46.673	9	40.453	38.710	33.119	<b>19.977</b>	2'12.259P	157,9	9:23'23.536

6 R. GURRIERI (1'55.439)								16 E. LEONOV (1'53.810)							
Giro	Seg.1	Seg.2	Seg.3	Seg.4	T. Giro	km/h	Local Time	Giro	Seg.1	Seg.2	Seg.3	Seg.4	T. Giro	km/h	Local Time
1		44.533	42.036	22.612	136,9	9:02'42.854		1		45.541	38.883	21.791	114,4	9:03'03.532	
2	27.840	43.500	37.198	2'13.173	4'01.711P	217,7	9:06'44.565	2	24.729	39.080	33.207	20.020	1'57.036	242,2	9:05'00.568
3	42.196	41.213	35.208	21.322	2'19.939P	152,3	9:09'04.504	3	24.013	37.482	32.664	<b>19.670</b>	1'53.829	246,0	9:06'54.397
4	24.870	38.409	33.839	20.221	1'57.339	241,6	9:11'01.843	4	<b>23.956</b>	<b>36.732</b>	<b>31.906</b>	19.637	1'52.231C	244,3	9:08'46.628
5	24.437	38.258	33.273	20.346	1'56.314	243,8	9:12'58.157	5	25.374				4'21.300	226,4	9:13'07.928
6	24.406	37.773	33.227	20.301	1'55.707	244,3	9:14'53.864	6	24.026	37.454	32.220	20.110	<b>1'53.810</b>	246,6	9:15'01.738
7	<b>24.191</b>	37.718	36.330	20.586	1'58.825C	242,2	9:16'52.689	7	24.079	36.970	33.027	19.841	1'53.917C	247,7	9:16'55.655
8	24.636	37.802	<b>32.802</b>	<b>20.199</b>	<b>1'55.439</b>	241,6	9:18'48.128	8	23.964	37.034	32.766	20.043	1'53.807C	246,6	9:18'49.462
9	24.431	<b>37.427</b>	33.058	20.542	1'55.458	244,3	9:20'43.586	9	23.981	37.945	34.684	20.913	1'57.523	248,8	9:20'46.985
10	25.823	38.748	37.294	20.548	2'02.413	244,3	9:22'45.999	10	24.264	37.393	32.847	19.790	1'54.294	<b>250,0</b>	9:22'41.279
								11	24.164	37.864	32.264	42.116	2'16.408P	249,4	9:24'57.687

8 N. BALDAN (1'53.089)								17 M. RYBA (1'54.208)							
Giro	Seg.1	Seg.2	Seg.3	Seg.4	T. Giro	km/h	Local Time	Giro	Seg.1	Seg.2	Seg.3	Seg.4	T. Giro	km/h	Local Time
1							9:01'06.664	1		51.606	45.280	22.529	109,3	9:03'08.804	
2	55.985	43.293	36.902	21.464	2'37.644P	150,4	9:03'44.308	2	28.495	45.496	36.710	20.944	2'11.645	187,2	9:05'20.449
3	25.267	38.877	33.110	20.303	1'57.557	240,0	9:05'41.865	3	25.265	38.809	33.465	20.012	1'57.551	238,9	9:07'18.000
4	24.505	37.561	32.416	20.145	1'54.627	241,6	9:07'36.492	4	24.381	39.145	32.988	<b>19.854</b>	1'56.368	241,1	9:09'14.368
5	24.558	37.562	32.613	20.025	1'54.758	240,0	9:09'31.250	5	24.407	39.460	40.908	20.879	2'05.654C	241,6	9:11'20.022
6	<b>24.213</b>	37.330	32.416	20.036	1'53.995C	243,2	9:11'25.245	6	24.040	37.794	32.838	20.362	1'55.034	<b>242,2</b>	9:13'15.056
7	24.244	44.271	43.773	22.264	2'14.552	<b>243,8</b>	9:13'39.797	7	26.360	42.558	34.704	38.764	2'22.386P	225,0	9:15'37.442
8	24.224	<b>36.786</b>	<b>32.148</b>	19.952	1'53.110	242,7	9:15'32.907	8	1'49.989	40.275	34.197	20.217	3'24.678P	121,2	9:19'02.120
9	24.222	36.899	32.188	<b>19.780</b>	<b>1'53.089</b>	242,7	9:17'25.996	9	24.263	37.611	<b>32.429</b>	19.905	<b>1'54.208</b>	240,0	9:20'56.328
10	28.584	40.243	34.385	3'04.707	4'47.919P	196,0	9:22'13.915	10	24.262	38.514	35.705	20.207	1'58.688	<b>242,2</b>	9:22'55.016

10 F. PAOLINO (1'59.793)								21 N. GUIDA (1'56.803)							
Giro	Seg.1	Seg.2	Seg.3	Seg.4	T. Giro	km/h	Local Time	Giro	Seg.1	Seg.2	Seg.3	Seg.4	T. Giro	km/h	Local Time
1		50.061	40.935	23.051	107,2	9:02'40.009		1		46.340	40.459	24.304	138,3	9:02'45.607	
2	28.089	45.030	36.319	2'55.143	4'44.581P	211,8	9:07'24.590	2	28.551	41.766	36.585	24.267	2'11.169	208,5	9:04'56.776
3	43.565	41.752	34.955	21.597	2'21.869P	143,2	9:09'46.459	3	25.484	39.473	35.398	20.523	2'00.878	241,6	9:06'57.654
4	26.189	39.895	35.207	<b>20.611</b>	2'01.902	230,3	9:11'48.361	4	25.217	39.101	33.508	20.484	1'58.310	245,5	9:08'55.964
5	<b>25.266</b>	<b>39.487</b>	<b>33.764</b>	21.276	<b>1'59.793</b>	<b>237,4</b>	9:13'48.154	5	25.278	39.249	33.408	20.454	1'58.389	246,6	9:10'54.353
6	34.690	45.951	42.191	3'04.104	5'06.936P	155,0	9:18'55.090	6	24.891	<b>38.717</b>	<b>33.128</b>	<b>20.067</b>	<b>1'56.803</b>	245,5	9:12'51.156
7	40.257	40.190	38.388	21.676	2'20.511P	158,6	9:21'15.601	7	24.950	38.731	35.298	1'30.316	3'09.295P	243,8	9:16'00.451
								8	57.777	40.065	33.953	20.275	2'32.070P	127,4	9:18'32.521
								9	<b>24.635</b>	39.271	33.738	20.080	1'57.724	<b>247,1</b>	9:20'30.245

13 A. BURI (1'54.480)								25 M. VAHTEL (1'53.812)							
Giro	Seg.1	Seg.2	Seg.3	Seg.4	T. Giro	km/h	Local Time	Giro	Seg.1	Seg.2	Seg.3	Seg.4	T. Giro	km/h	Local Time
1							9:01'04.275	1		58.890	47.700	26.966	89,9	9:03'23.754	
2	57.704	43.399	36.647	21.025	2'38.775P	137,6	9:03'43.050	2	28.301	42.896	38.969	21.139	2'11.305	219,1	9:05'35.059
3	25.294	39.354	35.221	20.277	2'00.146	237,4	9:05'43.196	3	25.913	41.780	36.715	3'02.356	4'46.764P	237,9	9:10'21.823
4	24.683	38.451	33.503	20.539	1'57.176	241,6	9:07'40.372	4	43.995	39.974	34.025	20.589	2'18.583P	115,1	9:12'40.406
5	24.422	37.685	33.138	19.926	1'55.171	240,5	9:09'35.543	5	24.901	38.531	33.119	20.275	1'56.826	238,4	9:14'37.232
6	24.401	37.587	32.687	19.921	1'54.596	242,2	9:11'30.139	6	24.538	37.985	32.809	19.968	1'55.300	239,5	9:16'32.532
7	24.354	37.618	32.650	19.858	<b>1'54.480</b>	<b>243,2</b>	9:13'24.619	7	25.064	37.627	32.719	19.884	1'55.294	239,5	9:18'27.826
8	<b>24.192</b>	37.871	32.848	19.989	1'54.900	242,2	9:15'19.519	8	24.312	37.693	32.504	19.804	1'54.313	240,0	9:20'22.139
9	24.429	38.530	<b>32.333</b>	<b>19.736</b>	1'55.028	239,5	9:17'14.547	9	24.089	<b>37.530</b>	<b>32.451</b>	<b>19.742</b>	<b>1'53.812</b>	240,5	9:22'15.951
10	24.532	<b>37.331</b>	32.350	3'12.076	4'46.289P	240,5	9:22'00.836								
11	41.939	37.845	33.310	21.727	2'14.821P	144,0	9:24'15.657								

23/07/2021

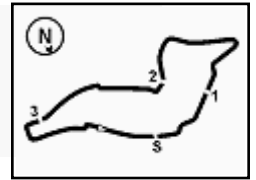
P = Box In/Out - C = Tempo Invalidato



Powered by FICr PERUGIA TIMING







# ACI Racing Weekend Imola, 24-25 Luglio 2021

## TCR Italy - Analisi Tempi Free Practice 1

Imola Circuit 4.909 m

Start at 17:51'53.478

2 / 3

10 **24.044** 37.929 34.361 21.655 1'57.989 **242,2** 9:24'13.940

27 V. RUBEN (1'53.522)								56 C. BRUSA (1'54.260)							
Giro	Seg.1	Seg.2	Seg.3	Seg.4	T. Giro	km/h	Local Time	Giro	Seg.1	Seg.2	Seg.3	Seg.4	T. Giro	km/h	Local Time
1		50.044	41.666	24.794		123,4	9:02'43.595	2	57.661	45.699	37.214	22.090	2'42.664P	118,9	9:03'41.520
2	30.999	43.101	41.157	22.680	2'17.937	208,1	9:05'01.532	3	26.126	39.742	33.306	20.338	1'59.512	235,8	9:05'41.032
3	26.819	46.944	34.601	2'40.157	4'28.521P	223,1	9:09'30.053	4	24.592	38.834	33.044	20.210	1'56.680	238,9	9:07'37.712
4	43.844	38.911	34.010	20.191	2'16.956P	157,4	9:11'47.009	5	24.251	37.849	33.157	19.981	1'55.238	241,6	9:09'32.950
5	24.303	37.833	32.798	19.940	1'54.874	242,2	9:13'41.883	6	24.279	37.958	32.845	20.129	1'55.211	<b>243,8</b>	9:11'28.161
6	<b>24.040</b>	<b>37.012</b>	<b>32.548</b>	19.922	<b>1'53.522</b>	<b>243,2</b>	9:15'35.405	7	24.717	42.301	38.257	2'09.561	3'54.836P	<b>243,8</b>	9:15'22.997
7	24.135	37.351	32.644	<b>19.750</b>	1'53.880	242,7	9:17'29.285	8	1'06.775	41.588	33.428	20.162	2'41.953P	143,6	9:18'04.950
8	24.640	37.233	32.873	19.857	1'54.603	241,1	9:19'23.888	9	24.784	38.078	32.503	19.875	1'55.240	238,4	9:20'00.190
9	24.399	37.695	32.749	19.918	1'54.761	241,1	9:21'18.649	10	24.485	37.708	32.613	<b>19.747</b>	1'54.553	239,5	9:21'54.743
10	24.919	37.877	38.732	20.726	2'02.254	240,5	9:23'20.903	11	24.626	<b>37.373</b>	<b>32.441</b>	19.820	<b>1'54.260</b>	240,5	9:23'49.003

31 K. CECCON (1'52.405)								59 D. KOURIL (1'54.489)							
Giro	Seg.1	Seg.2	Seg.3	Seg.4	T. Giro	km/h	Local Time	Giro	Seg.1	Seg.2	Seg.3	Seg.4	T. Giro	km/h	Local Time
1		47.045	40.056	23.595		130,6	9:03'04.481	1							9:00'46.833
2	26.116	39.850	34.415	20.564	2'00.945	240,0	9:05'05.426	2	56.282	45.857	39.888	21.243	2'43.270P	91,9	9:03'30.103
3	24.887	38.443	33.004	37.018	2'13.352P	240,5	9:07'18.778	3	25.868	41.544	33.919	20.825	2'02.156	229,3	9:05'32.259
4	2'49.741	39.236	36.207	20.935	4'26.119P	135,0	9:11'44.897	4	25.399	42.416	32.914	1'42.331	3'23.060P	238,4	9:08'55.319
5	24.339	37.047	32.373	19.944	1'53.703	<b>242,2</b>	9:13'38.600	5	41.684	38.547	32.306	20.005	2'12.542P	135,3	9:11'07.861
6	23.973	36.968	<b>31.979</b>	19.572	1'52.492	241,1	9:15'31.092	6	24.813	38.292	32.441	20.805	1'56.351	241,1	9:13'04.212
7	28.047	44.237	36.636	19.762	2'08.682	233,3	9:17'39.774	7	24.392	37.707	<b>31.928</b>	20.492	1'54.519	241,1	9:14'58.731
8	<b>23.922</b>	<b>36.767</b>	32.164	<b>19.552</b>	<b>1'52.405</b>	241,1	9:19'32.179	8	24.634	<b>37.410</b>	32.337	1'34.722	3'09.103P	240,5	9:18'07.834
9	24.020	37.014	32.155	37.069	2'10.258P	241,1	9:21'42.437	9	41.625	43.136	33.718	20.826	2'19.305P	134,5	9:20'27.139
								10	<b>24.362</b>	37.945	32.196	<b>19.986</b>	<b>1'54.489</b>	241,1	9:22'21.628

33 R. ROMAGNOLI (1'54.642)								63 I. AKHAMADOV (1'54.106)							
Giro	Seg.1	Seg.2	Seg.3	Seg.4	T. Giro	km/h	Local Time	Giro	Seg.1	Seg.2	Seg.3	Seg.4	T. Giro	km/h	Local Time
1		46.595	38.460	21.379		108,2	9:02'30.357	1							9:02'59.414
2	26.836	41.330	36.563	21.089	2'05.818	209,7	9:04'36.175	2	29.552	44.969	36.481	43.061	2'34.063P	213,0	9:05'33.477
3	24.971	38.195	33.213	34.192	2'10.571	240,0	9:06'46.746	3	2'16.833	45.852	40.970	20.870	4'04.525P	153,4	9:09'38.002
4	24.833	37.917	33.190	20.443	1'56.383	241,1	9:08'43.129	4	25.181	38.995	37.199	20.359	2'01.734	241,1	9:11'39.736
5	24.609	37.767	32.852	20.144	1'55.372	240,5	9:10'38.501	5	24.785	38.175	32.743	19.852	1'55.555	241,6	9:13'35.291
6	24.550	37.508	32.825	20.060	1'54.943	239,5	9:12'33.444	6	24.587	37.867	32.696	19.857	1'55.007	241,6	9:15'30.298
7	24.723	38.696	33.881	2'09.762	3'47.062P	242,2	9:16'20.506	7	28.070	40.360	33.526	19.991	2'01.947	177,6	9:17'32.245
8	41.803	44.180	38.984	20.075	2'25.042P	161,2	9:18'45.548	8	24.369	38.802	32.553	<b>19.606</b>	1'55.330	241,6	9:19'27.575
9	24.441	37.498	32.749	<b>19.954</b>	<b>1'54.642</b>	241,6	9:20'40.190	9	24.346	37.518	32.487	19.755	<b>1'54.106</b>	241,1	9:21'21.681
10	<b>24.255</b>	37.792	36.009	20.451	1'58.507	<b>242,7</b>	9:22'38.697	10	<b>24.296</b>	37.694	<b>32.469</b>	19.803	1'54.262	<b>242,7</b>	9:23'15.943

44 M. IMBERTI (1'52.834)								68 E. BRIGLIADORI (1'52.473)							
Giro	Seg.1	Seg.2	Seg.3	Seg.4	T. Giro	km/h	Local Time	Giro	Seg.1	Seg.2	Seg.3	Seg.4	T. Giro	km/h	Local Time
1		49.947	38.754	21.904		125,7	9:03'00.831	1							9:02'31.604
2	26.407	41.310	35.432	20.722	2'03.871	234,3	9:05'04.702	2	26.149	45.236	37.682	21.886		132,8	9:02'31.604
3	25.085	39.601	33.902	20.176	1'58.764	241,6	9:07'03.466	2	26.149	45.236	37.682	21.886	2'04.297	237,9	9:04'35.901
4	24.573	37.853	32.834	20.250	1'55.510	243,2	9:08'58.976	3	24.751	38.077	33.059	20.137	1'56.024	244,3	9:06'31.925
5	25.520	39.885	35.022	2'54.290	4'34.717P	240,0	9:13'33.693	4	24.306	37.306	32.559	19.964	1'54.135	244,9	9:08'26.060
6	39.376	38.257	32.825	20.186	2'10.644P	161,0	9:15'44.337	5	24.197	37.307	32.400	19.824	1'53.728	244,3	9:10'19.788
7	24.612	37.570	32.513	2'11.012	3'45.707P	242,7	9:19'30.044	6	23.995	36.901	32.094	<b>19.763</b>	1'52.753	246,6	9:12'12.541
8	41.984	39.608	34.150	20.075	2'15.817P	160,2	9:21'45.861	7	23.840	36.924	32.095	19.859	1'52.718C	246,0	9:14'05.259
9	24.080	<b>36.819</b>	<b>32.150</b>	<b>19.785</b>	<b>1'52.834</b>	244,3	9:23'38.695	8	24.801	39.455	35.467	1'41.461	3'21.184P	246,6	9:17'26.443
								9	42.219	39.644	38.153	20.920	2'20.936P	126,8	9:19'47.379
								10	23.947	37.092	33.921	20.031	1'54.991	244,9	9:21'42.370
								11	<b>23.782</b>	<b>36.848</b>	<b>32.030</b>	19.813	<b>1'52.473</b>	<b>247,1</b>	9:23'34.843

47 E. CARMINATI (1'54.905)								69 M. AZCONA TROYAS (1'51.615)							
Giro	Seg.1	Seg.2	Seg.3	Seg.4	T. Giro	km/h	Local Time	Giro	Seg.1	Seg.2	Seg.3	Seg.4	T. Giro	km/h	Local Time
1		40.310	35.011	41.760			9:07'46.706	1							9:16'29.069
2	2'31.079	40.079	34.467	20.695	4'06.320P	153,0	9:11'53.026	2	<b>23.813</b>	<b>36.603</b>	<b>31.718</b>	<b>19.481</b>	<b>1'51.615</b>	<b>243,8</b>	9:18'20.684
3	24.904	38.519	33.345	20.234	1'57.002	239,5	9:13'50.028	3	26.688	41.052	36.541	36.794	2'21.075P	226,9	9:20'41.759
4	24.785	37.693	33.006	<b>19.945</b>	1'55.429	239,5	9:15'45.457	4	2'04.882	43.791	38.379	42.031	4'09.083P	134,7	9:24'50.842
5	24.702	<b>37.441</b>	<b>32.757</b>	20.082	1'54.982	242,2	9:17'40.439								
6	<b>24.428</b>	37.597	32.832	20.048	<b>1'54.905</b>	<b>243,2</b>	9:19'35.344								
7	24.582	37.509	33.332	19.977	1'55.400	<b>240,0</b>	9:21'30.744								
8	24.475	38.287	33.722	40.071	2'16.555CP	240,0	9:23'47.299								

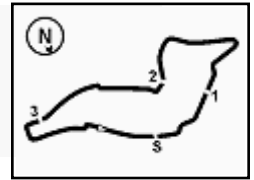
23/07/2021

P = Box In/Out - C = Tempo Invalidato



Powered by FICr PERUGIA TIMING





Imola Circuit 4.909 m

# ACI Racing Weekend Imola, 24-25 Luglio 2021

## TCR Italy - Analisi Tempi Free Practice 1

Start at 17:51'53.478

3 / 3

82 M. BUTTI (1'55.155)							
Giro	Seg.1	Seg.2	Seg.3	Seg.4	T. Giro	km/h	Local Time
1		54.525	41.676	23.085		137,6	9:03'11.299
2	26.348	42.585	35.856	20.985	2'05.774	238,9	9:05'17.073
3	25.515	39.452	38.376	20.699	2'04.042	240,5	9:07'21.115
4	24.527	39.385	34.255	20.583	1'58.750	242,7	9:09'19.865
5	24.360	38.815	33.440	20.345	1'56.960	243,2	9:11'16.825
6	24.326	37.762	33.650	20.186	1'55.924	<b>243,8</b>	9:13'12.749
7	26.243	46.673	41.513	2'03.396	3'57.825P	<b>243,8</b>	9:17'10.574
8	45.233	48.217	33.954	20.349	2'27.753P	107,1	9:19'38.327
9	24.322	<b>37.595</b>	33.294	20.065	1'55.276	241,6	9:21'33.603
10	24.240	37.816	<b>33.073</b>	<b>20.026</b>	<b>1'55.155</b>	242,2	9:23'28.758

10	<b>25.057</b>	39.416	35.404	21.796	2'01.673	<b>239,5</b>	9:24'14.810
----	---------------	--------	--------	--------	----------	--------------	-------------

97 A. TAPPARO (2'14.716)							
Giro	Seg.1	Seg.2	Seg.3	Seg.4	T. Giro	km/h	Local Time
1							9:15'20.423
2	56.378	51.165	42.861	26.953	2'57.357P	117,0	9:18'17.780
3	32.038	48.875	39.917	27.260	2'28.090	202,2	9:20'45.870
4	28.619	46.514	<b>37.643</b>	<b>21.940</b>	<b>2'14.716</b>		9:23'00.586

84 S. DI MARE (1'56.557)							
Giro	Seg.1	Seg.2	Seg.3	Seg.4	T. Giro	km/h	Local Time
1		51.395	37.838	22.919		130,8	9:03'05.933
2	25.966	39.731	34.478	20.575	2'00.750	228,3	9:05'06.683
3	25.243	40.600	34.555	20.995	2'01.393	234,3	9:07'08.076
4	25.666	41.481	41.514	3'08.026	4'56.687P	228,8	9:12'04.763
5	40.806	38.938	33.318	20.835	2'13.897P	151,7	9:14'18.660
6	25.033	38.341	33.379	20.365	1'57.118C	<b>235,3</b>	9:16'15.778
7	24.926	38.416	<b>33.080</b>	<b>20.249</b>	1'56.671	230,3	9:18'12.449
8	24.814	<b>37.760</b>	32.661	20.415	1'55.650C	234,3	9:20'08.099
9	<b>24.563</b>	38.275	33.419	20.300	<b>1'56.557</b>	<b>235,3</b>	9:22'04.656

85 G. FANTILLI (1'59.876)							
Giro	Seg.1	Seg.2	Seg.3	Seg.4	T. Giro	km/h	Local Time
1		45.906	39.510	22.634		131,1	9:02'50.564
2	28.290	42.600	36.542	22.202	2'09.634	200,7	9:05'00.198
3	27.299	44.106	35.030	21.106	2'07.541	199,6	9:07'07.739
4	26.064	51.739	34.824	21.832	2'14.459	230,8	9:09'22.198
5	25.404	39.885	<b>34.257</b>	<b>20.330</b>	<b>1'59.876</b>	236,3	9:11'22.074
6	<b>25.100</b>	<b>39.262</b>	35.456	20.563	2'00.381	<b>242,7</b>	9:13'22.455
7	25.165	39.796	35.075	20.727	2'00.763	235,8	9:15'23.218
8	26.209	42.821	39.313	2'53.711	4'42.054P	241,1	9:20'05.272
9	53.442	45.134	35.234	21.080	2'34.890P	102,7	9:22'40.162

90 D. BABUIN (1'54.807)							
Giro	Seg.1	Seg.2	Seg.3	Seg.4	T. Giro	km/h	Local Time
1		45.553	39.480	21.817		124,4	9:03'12.020
2	26.439	41.102	34.231	20.521	2'02.293	216,0	9:05'14.313
3	25.074	38.670	33.548	20.254	1'57.546	239,5	9:07'11.859
4	24.658	40.457	33.455	20.360	1'58.930	<b>242,7</b>	9:09'10.789
5	24.701	38.513	32.913	20.269	1'56.396	236,8	9:11'07.185
6	24.762	40.166	35.838	21.051	2'01.817	239,5	9:13'09.002
7	24.510	37.863	32.977	20.267	1'55.617	239,5	9:15'04.619
8	<b>24.392</b>	<b>37.484</b>	32.866	20.065	<b>1'54.807</b>	237,4	9:16'59.426
9	24.426	44.811	47.018	20.445	2'16.700	240,0	9:19'16.126
10	24.469	37.889	33.707	20.201	1'56.266	238,9	9:21'12.392
11	24.578	37.640	<b>32.642</b>	<b>20.024</b>	1'54.884	241,1	9:23'07.276

93 . 'LINOS' (1'58.823)							
Giro	Seg.1	Seg.2	Seg.3	Seg.4	T. Giro	km/h	Local Time
1		45.834	37.472	22.073		147,7	9:02'58.314
2	27.534	41.855	36.577	21.088	2'07.054	214,3	9:05'05.368
3	26.200	40.504	35.867	20.866	2'03.437	230,3	9:07'08.805
4	25.977	42.301	34.905	21.072	2'04.255	235,3	9:09'13.060
5	25.461	39.296	34.376	20.746	1'59.879	232,3	9:11'12.939
6	25.480	39.166	35.926	2'32.047	4'12.619P	236,3	9:15'25.558
7	1'13.743	40.563	34.505	20.833	2'49.644P	155,0	9:18'15.202
8	25.291	38.863	<b>33.990</b>	20.679	<b>1'58.823</b>	238,4	9:20'14.025
9	25.424	<b>38.493</b>	34.559	<b>20.636</b>	1'59.112	233,8	9:22'13.137

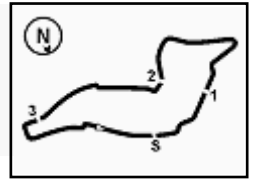
23/07/2021

P = Box In/Out - C = Tempo Invalidato



Powered by FICr PERUGIA TIMING





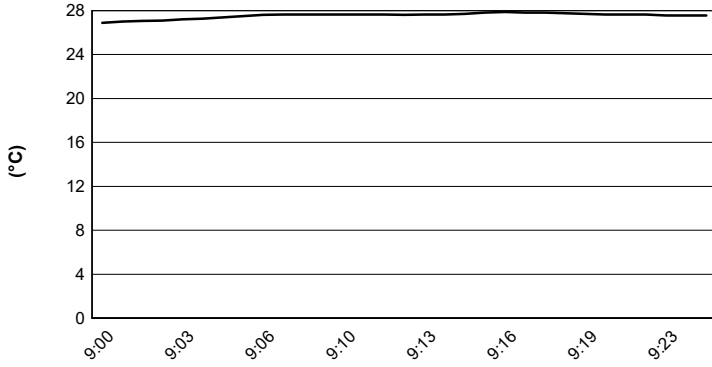
Imola Circuit 4.909 m

# ACI Racing Weekend Imola, 24-25 Luglio 2021

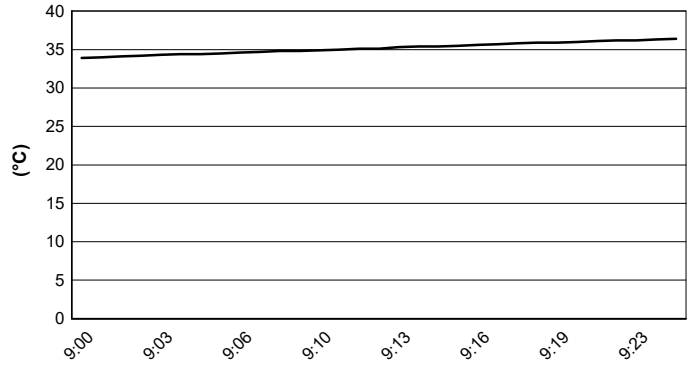
## TCR Italy - Meteo Free Practice 1

Session started 09:00 - Session ended 9:25

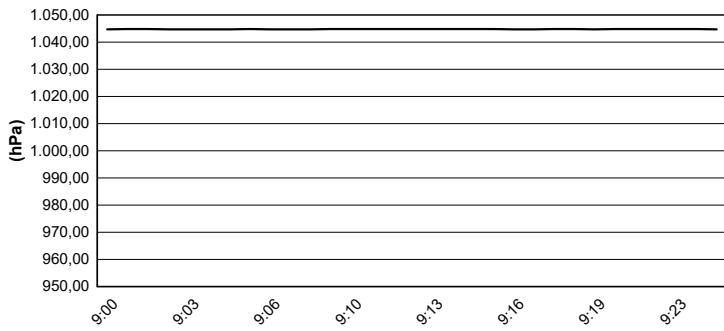
### Air Temperature



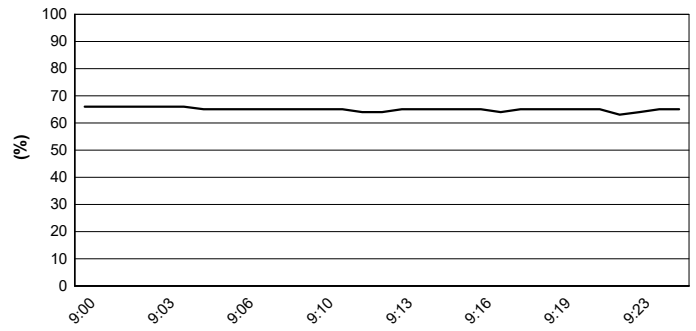
### Track Temperature



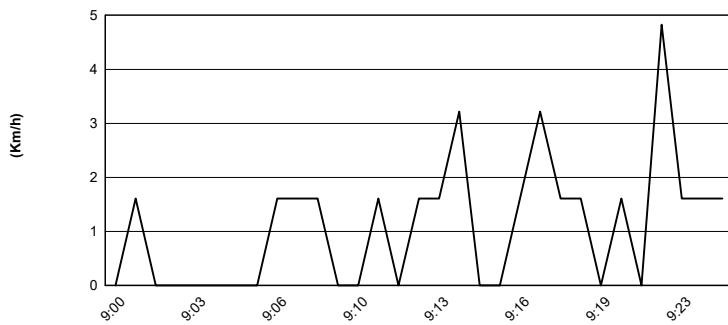
### Air Pressure



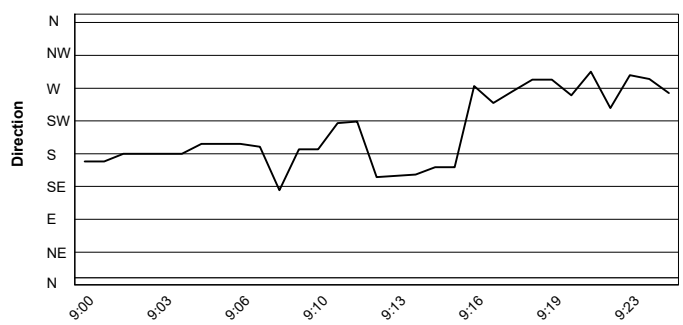
### Humidity



### Wind Speed



### Wind Direction



23/07/2021

