

ACI Racing Weekend Imola, 24-25 Luglio 2021

TCR Italy - Classifica Free Practice 2

Imola Circuit 4.909 m

1 / 2

Num.	Conduuttore	Naz	Concorrente	Team	Auto	Classe	Tempo	Dist.	Rel.	Giri
1	69 AZCONA TROYAS Mikel	ESP	Volcano Motorsport	Victory Asserto SL	Cupra Leon Competicion	TCR	1'52.309			9
2	14 STEFANOVSKI Igor	MKD	Stefanovski Igor	AKK Stefanovski	Hyundai i30 N TCR	TCR	1'52.480	0.171	0.171	8
3	31 CECCON Kevin	ITA	Cecon Kevin	Aggressive Team	Hyundai i30 N TCR	TCR	1'52.483	0.174	0.003	10
4	8 BALDAN Nicola	ITA	Target	Target	Hyundai i30 N TCR	TCR	1'52.923	0.614	0.440	9
5	16 LEONOV Evgenii	RUS	Volcano Motorsport	Victory Asserto SL	Cupra Leon Competicion	TCR	1'53.082	0.773	0.159	9
6	27 RUBEN Volt	EST	ALM Honda Racing	ALM Honda Racing	Honda Civic FK7 H70	TCR	1'53.183	0.874	0.101	10
7	4 TAVANO Salvatore	ITA	Girasole	Girasole	Cupra Leon Competicion	TCR	1'53.201	0.892	0.018	10
8	63 AKHAMADOV Ibragim	RUS	Alborghetti Emanuele	MM Motorsport	Honda Civic FK7 H70	TCR	1'53.212	0.903	0.011	10
9	13 BURI Antti	FIN	Target	Target	Hyundai i30 N TCR	TCR	1'53.605	1.296	0.393	10
10	17 RYBA Martin	SVN	Brutal Fish Racing Team	MM Motorsport	Honda Civic FK7 H70	TCR	1'53.921	1.612	0.316	9
11	56 BRUSA Cesare	ITA	Target	Target	Hyundai i30 N TCR	TCR	1'53.972	1.663	0.051	12
12	44 IMBERTI Michele	ITA	Imberti Michele	Elite Motorsport	Cupra Leon Competicion	TCR	1'53.995	1.686	0.023	9
13	25 VAHTEL Mattias	EST	ALM Honda Racing	ALM Honda Racing	Honda Civic FK7 H70	TCR	1'54.057	1.748	0.062	10
14	33 ROMAGNOLI Riccardo	ITA	Proteam Race	Proteam Race	Cupra Leon TCR	TCR	1'54.199	1.890	0.142	11
15	47 CARMINATI Ettore	ITA	Carminati Ettore		Hyundai i30 N TCR	TCR	1'54.209	1.900	0.010	9
16	59 KOURIL Dusan Jr.	CZE	K2 Engine	K2 Engine	Hyundai i30 N TCR	TCR	1'54.257	1.948	0.048	9
17	90 BABUIN Denis	ITA	Babuin Denis		Cupra TCR DSG	TCDS	1'54.532	2.223	0.275	11
18	21 GUIDA Nicola	ITA	Guida Nicola	Girasole	Cupra Leon Competicion	TCR	1'54.658	2.349	0.126	10
19	68 BRIGLIADORI Eric	ITA	Brigliadori Eric	BF Motorsport	Audi Rs3 LMS	TCR	1'54.824	2.515	0.166	5
20	82 BUTTI Marco	ITA	DMAX Suisse	Elite Motorsport	VW Golf TCR	TCDS	1'55.331	3.022	0.507	10
21	6 GURRIERI Raffaele	ITA	Gurrieri Raffaele	Girasole	Cupra Leon TCR	TCR	1'55.334	3.025	0.003	10
22	84 DI MARE Sabatino	ITA	Di Mare Sabatino	Scuderia Vesuvio	Cupra TCR DSG	TCDS	1'56.550	4.241	1.216	10
23	93 'LINOS'	ITA	Linos	Elite Motorsport	VW Golf GTI	TCDS	1'58.149	5.840	1.599	10
24	85 FANTILLI Giorgio	ITA	Fantilli Giorgio		Cupra TCR DSG	TCDS	1'59.326	7.017	1.177	11
25	97 TAPPARO Alberto	ITA	Tablò Fabrizio Paolo		VW Golf GTI	TCDS	2'03.001	10.692	3.675	10
26	10 PAOLINO Federico	ITA	Paolino Federico	Girasole	Cupra Leon Competicion	TCR				3
27	11 REDUZZI Damiano	ITA	Reduzzi Damiano	Trico WRT	Hyundai i30 N TCR	TCR				0
28	18 NATALONI Nello	ITA	Nataloni Nello		Opel Astra TCR	TCR				0

Umidità	48%	ARIA	31°C
Condizioni	DRY	Pista	55°C

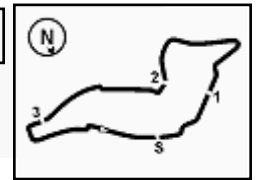
Direttore di Gara : Massimiliano Ghinassi

Direttore di Prova : Alessandro Ferrari

Inizio 23/07/2021 13:04
Fine 13:32

Esposta alle:





ACI Racing Weekend Imola, 24-25 Luglio 2021

TCR Italy - Classifica Free Practice 2

Imola Circuit 4.909 m

2 / 2

Penalty and Infringement

13.11	16	Volcano Motorsport	Time deleted current lap exceeded track limits - Turn 13
13.15	31	Cecon Kevin	Time deleted current lap exceeded track limits - Turn 9
13.19	82	DMAX Suisse	Time deleted current lap exceeded track limits - Turn 9
13.19	13	Target	Time deleted current lap exceeded track limits - Turn 9
13.27	6	Gurrieri Raffaele	Time deleted current lap exceeded track limits - Turn 9
13.29	33	Proteam Race	Time deleted current lap exceeded track limits - Turn 9
13.29	13	Target	Time deleted current lap exceeded track limits - Turn 9
13.31	33	Proteam Race	Time deleted current lap exceeded track limits - Turn 9

Fastest Laps Sequence

Num.	Concorrente	Naz	Team	Auto	Local Time	Tempo	Dist.	Media
16	E. LEONOV	RUS	Victory Asserto SL	Cupra Leon Competicion	13:09'45.248	1'56.453		151,756
8	N. BALDAN	ITA	Target	Hyundai i30 N TCR	13:11'06.033	1'54.590	-1.863	154,223
13	A. BURI	FIN	Target	Hyundai i30 N TCR	13:11'06.898	1'54.523	-0.067	154,313
13	A. BURI	FIN	Target	Hyundai i30 N TCR	13:13'00.503	1'53.605	-0.918	155,560
69	M. AZCONA TROYAS	ESP	Victory Asserto SL	Cupra Leon Competicion	13:14'24.757	1'52.733	-0.872	156,763
69	M. AZCONA TROYAS	ESP	Victory Asserto SL	Cupra Leon Competicion	13:16'17.066	1'52.309	-0.424	157,355

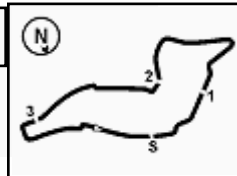
Direttore di Gara : Massimiliano Ghinassi

Direttore di Prova : Alessandro Ferrari

23/07/2021 Inizio 13:04 Fine 13:32

Esposta alle:





ACI Racing Weekend Imola, 24-25 Luglio 2021

TCR Italy - Riepilogativa Libere

Imola Circuit 4.909 m

Num. Conducente	Naz	Concorrente	Team	Auto	Classe	Sess. 1	Sess. 2	Tempo	Dist.	Rel.	Giri
1	69	AZCONA TROYAS Mikel	ESP	Volcano Motorsport	Victory Asserto SL	Cupra Leon Competicion	TCR	1'51.615	1'52.309	1'51.615	12
2	4	TAVANO Salvatore	ITA	Girasole	Girasole	Cupra Leon Competicion	TCR	1'52.032	1'53.201	1'52.032	0.417 0.417 18
3	31	CECCON Kevin	ITA	Cecon Kevin	Aggressive Team	Hyundai i30 N TCR	TCR	1'52.405	1'52.483	1'52.405	0.790 0.373 18
4	68	BRIGLIADORI Eric	ITA	Brigliadori Eric	BF Motorsport	Audi Rs3 LMS	TCR	1'52.473	1'54.824	1'52.473	0.858 0.068 15
5	14	STEFANOVSKI Igor	MKD	Stefanovski Igor	AKK Stefanovski	Hyundai i30 N TCR	TCR	1'54.260	1'52.480	1'52.480	0.865 0.007 16
6	44	IMBERTI Michele	ITA	Imberti Michele	Elite Motorsport	Cupra Leon Competicion	TCR	1'52.834	1'53.995	1'52.834	1.219 0.354 17
7	8	BALDAN Nicola	ITA	Target	Target	Hyundai i30 N TCR	TCR	1'53.089	1'52.923	1'52.923	1.308 0.089 18
8	16	LEONOV Evgenii	RUS	Volcano Motorsport	Victory Asserto SL	Cupra Leon Competicion	TCR	1'53.810	1'53.082	1'53.082	1.467 0.159 19
9	27	RUBEN Volt	EST	ALM Honda Racing	ALM Honda Racing	Honda Civic FK7 H70	TCR	1'53.522	1'53.183	1'53.183	1.568 0.101 19
10	63	AKHAMADOV Ibragim	RUS	Alborghetti Emanuele	MM Motorsport	Honda Civic FK7 H70	TCR	1'54.106	1'53.212	1'53.212	1.597 0.029 19
11	13	BURI Antti	FIN	Target	Target	Hyundai i30 N TCR	TCR	1'54.480	1'53.605	1'53.605	1.990 0.393 20
12	25	VAHTEL Mattias	EST	ALM Honda Racing	ALM Honda Racing	Honda Civic FK7 H70	TCR	1'53.812	1'54.057	1'53.812	2.197 0.207 19
13	17	RYBA Martin	SVN	Brutal Fish Racing Team	MM Motorsport	Honda Civic FK7 H70	TCR	1'54.208	1'53.921	1'53.921	2.306 0.109 18
14	56	BRUSA Cesare	ITA	Target	Target	Hyundai i30 N TCR	TCR	1'54.260	1'53.972	1'53.972	2.357 0.051 22
15	33	ROMAGNOLI Riccardo	ITA	Proteam Race	Proteam Race	Cupra Leon TCR	TCR	1'54.642	1'54.199	1'54.199	2.584 0.227 20
16	47	CARMINATI Ettore	ITA	Carminati Ettore		Hyundai i30 N TCR	TCR	1'54.905	1'54.209	1'54.209	2.594 0.010 16
17	59	KOURIL Dusan Jr.	CZE	K2 Engine	K2 Engine	Hyundai i30 N TCR	TCR	1'54.489	1'54.257	1'54.257	2.642 0.048 18
18	90	BABUIN Denis	ITA	Babuini Denis		Cupra TCR DSG	TCDS	1'54.807	1'54.532	1'54.532	2.917 0.275 21
19	21	GUIDA Nicola	ITA	Guida Nicola	Girasole	Cupra Leon Competicion	TCR	1'56.803	1'54.658	1'54.658	3.043 0.126 18
20	82	BUTTI Marco	ITA	DMAX Suisse	Elite Motorsport	VW Golf TCR	TCDS	1'55.155	1'55.331	1'55.155	3.540 0.497 19
21	6	GURRIERI Raffaele	ITA	Gurrieri Raffaele	Girasole	Cupra Leon TCR	TCR	1'55.439	1'55.334	1'55.334	3.719 0.179 19
22	84	DI MARE Sabatino	ITA	Di Mare Sabatino	Scuderia Vesuvio	Cupra TCR DSG	TCDS	1'56.557	1'56.550	1'56.550	4.935 1.216 18
23	93	'LINOS'	ITA	Linos	Elite Motorsport	VW Golf GTI	TCDS	1'58.823	1'58.149	1'58.149	6.534 1.599 19
24	85	FANTILLI Giorgio	ITA	Fantilli Giorgio		Cupra TCR DSG	TCDS	1'59.876	1'59.326	1'59.326	7.711 1.177 19
25	10	PAOLINO Federico	ITA	Paolino Federico	Girasole	Cupra Leon Competicion	TCR	1'59.793		1'59.793	8.178 0.467 9
26	97	TAPPARO Alberto	ITA	Tablò Fabrizio Paolo		VW Golf GTI	TCDS	2'14.716	2'03.001	2'03.001	11.386 3.208 13
27	18	NATALONI Nello	ITA	Nataloni Nello		Opel Astra TCR	TCR				0
28	11	REDUZZI Damiano	ITA	Reduzzi Damiano	Trico WRT	Hyundai i30 N TCR	TCR				0

Direttore di Gara : Massimiliano Ghinassi

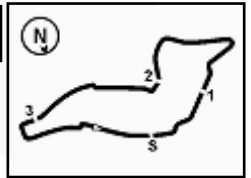
Direttore di Prova : Alessandro Ferrari

23/07/2021



Powered by FICR PERUGIA TIMING





Imola Circuit 4.909 m

ACI Racing Weekend Imola, 24-25 Luglio 2021
TCR Italy - Best Sectors & Speed Free Practice 2

MIGLIOR GIRO

1	69	AZCONA TROYAS Mikel	Cupra Leon Competicion	1'52.309
2	14	STEFANOVSKI Igor	Hyundai i30 N TCR	1'52.480
3	31	CECCON Kevin	Hyundai i30 N TCR	1'52.483
4	8	BALDAN Nicola	Hyundai i30 N TCR	1'52.923
5	16	LEONOV Evgenii	Cupra Leon Competicion	1'53.082
6	27	RUBEN Volt	Honda Civic FK7 H70	1'53.183
7	4	TAVANO Salvatore	Cupra Leon Competicion	1'53.201
8	63	AKHAMADOV Ibragim	Honda Civic FK7 H70	1'53.212
9	13	BURI Antti	Hyundai i30 N TCR	1'53.605
10	17	RYBA Martin	Honda Civic FK7 H70	1'53.921
11	56	BRUSA Cesare	Hyundai i30 N TCR	1'53.972
12	44	IMBERTI Michele	Cupra Leon Competicion	1'53.995
13	25	VAHTEL Mattias	Honda Civic FK7 H70	1'54.057
14	33	ROMAGNOLI Riccardo	Cupra Leon TCR	1'54.199
15	47	CARMINATI Ettore	Hyundai i30 N TCR	1'54.209
16	59	KOURIL Dusan Jr.	Hyundai i30 N TCR	1'54.257
17	90	BABUIN Denis	Cupra TCR DSG	1'54.532
18	21	GUIDA Nicola	Cupra Leon Competicion	1'54.658
19	68	BRIGLIADORI Eric	Audi Rs3 LMS	1'54.824
20	82	BUTTI Marco	VW Golf TCR	1'55.331
21	6	GURRIERI Raffaele	Cupra Leon TCR	1'55.334
22	84	DI MARE Sabatino	Cupra TCR DSG	1'56.550
23	93	'LINOS'	VW Golf GTI	1'58.149
24	85	FANTILLI Giorgio	Cupra TCR DSG	1'59.326
25	97	TAPPARO Alberto	VW Golf GTI	2'03.001
26	10	PAOLINO Federico	Cupra Leon Competicion	
27	11	REDUZZI Damiano	Hyundai i30 N TCR	
28	18	NATALONI Nello	Opel Astra TCR	

SPEED

1	16	LEONOV Evgenii	Cupra Leon Competicion	250,6
2	21	GUIDA Nicola	Cupra Leon Competicion	248,8
3	33	ROMAGNOLI Riccardo	Cupra Leon TCR	248,3
4	13	BURI Antti	Hyundai i30 N TCR	248,3
5	31	CECCON Kevin	Hyundai i30 N TCR	248,3
6	4	TAVANO Salvatore	Cupra Leon Competicion	247,7
7	69	AZCONA TROYAS Mikel	Cupra Leon Competicion	247,7
8	6	GURRIERI Raffaele	Cupra Leon TCR	246,6
9	68	BRIGLIADORI Eric	Audi Rs3 LMS	246,0
10	82	BUTTI Marco	VW Golf TCR	246,0
11	59	KOURIL Dusan Jr.	Hyundai i30 N TCR	245,5
12	90	BABUIN Denis	Cupra TCR DSG	245,5
13	47	CARMINATI Ettore	Hyundai i30 N TCR	245,5
14	84	DI MARE Sabatino	Cupra TCR DSG	245,5
15	17	RYBA Martin	Honda Civic FK7 H70	244,9
16	27	RUBEN Volt	Honda Civic FK7 H70	244,9
17	44	IMBERTI Michele	Cupra Leon Competicion	244,3
18	25	VAHTEL Mattias	Honda Civic FK7 H70	243,8
19	63	AKHAMADOV Ibragim	Honda Civic FK7 H70	243,2
20	85	FANTILLI Giorgio	Cupra TCR DSG	242,7
21	56	BRUSA Cesare	Hyundai i30 N TCR	242,7
22	8	BALDAN Nicola	Hyundai i30 N TCR	242,7
23	14	STEFANOVSKI Igor	Hyundai i30 N TCR	242,2
24	93	'LINOS'	VW Golf GTI	240,5
25	97	TAPPARO Alberto	VW Golf GTI	233,8
26	10	PAOLINO Federico	Cupra Leon Competicion	154,3

SEG. 1

1	16	LEONOV Evgenii	23.593
2	17	RYBA Martin	23.695
3	14	STEFANOVSKI Igor	23.715
4	13	BURI Antti	23.750
5	69	AZCONA TROYAS Mike	23.786
6	4	TAVANO Salvatore	23.860
7	31	CECCON Kevin	23.885
8	44	IMBERTI Michele	23.969
9	8	BALDAN Nicola	23.991
10	63	AKHAMADOV Ibragim	23.998
11	68	BRIGLIADORI Eric	24.026
12	27	RUBEN Volt	24.048
13	56	BRUSA Cesare	24.050
14	25	VAHTEL Mattias	24.068
15	59	KOURIL Dusan Jr.	24.079
16	82	BUTTI Marco	24.099
17	33	ROMAGNOLI Riccardo	24.124
18	90	BABUIN Denis	24.158
19	21	GUIDA Nicola	24.188
20	6	GURRIERI Raffaele	24.263
21	84	DI MARE Sabatino	24.320
22	47	CARMINATI Ettore	24.326
23	85	FANTILLI Giorgio	24.953
24	93	'LINOS'	24.967
25	97	TAPPARO Alberto	25.460

SEG. 2

1	69	AZCONA TROYAS Mike	36.872
2	16	LEONOV Evgenii	36.913
3	13	BURI Antti	36.958
4	8	BALDAN Nicola	36.977
5	68	BRIGLIADORI Eric	36.991
6	31	CECCON Kevin	36.994
7	14	STEFANOVSKI Igor	37.015
8	27	RUBEN Volt	37.087
9	4	TAVANO Salvatore	37.158
10	33	ROMAGNOLI Riccardo	37.202
11	56	BRUSA Cesare	37.236
12	25	VAHTEL Mattias	37.248
13	47	CARMINATI Ettore	37.360
14	63	AKHAMADOV Ibragim	37.404
15	17	RYBA Martin	37.422
16	44	IMBERTI Michele	37.463
17	6	GURRIERI Raffaele	37.547
18	90	BABUIN Denis	37.587
19	82	BUTTI Marco	37.605
20	59	KOURIL Dusan Jr.	37.691
21	21	GUIDA Nicola	37.764
22	84	DI MARE Sabatino	37.891
23	93	'LINOS'	38.374
24	85	FANTILLI Giorgio	38.831
25	97	TAPPARO Alberto	40.999
26	10	PAOLINO Federico	43.747

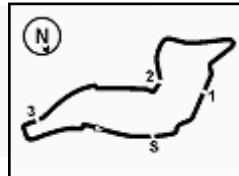
SEG. 3

1	31	CECCON Kevin	31.793
2	69	AZCONA TROYAS Mike	31.920
3	8	BALDAN Nicola	31.997
4	4	TAVANO Salvatore	32.023
5	16	LEONOV Evgenii	32.026
6	14	STEFANOVSKI Igor	32.049
7	13	BURI Antti	32.080
8	63	AKHAMADOV Ibragim	32.089
9	47	CARMINATI Ettore	32.368
10	27	RUBEN Volt	32.375
11	44	IMBERTI Michele	32.381
12	59	KOURIL Dusan Jr.	32.406
13	56	BRUSA Cesare	32.451
14	17	RYBA Martin	32.535
15	33	ROMAGNOLI Riccardo	32.572
16	25	VAHTEL Mattias	32.654
17	90	BABUIN Denis	32.696
18	21	GUIDA Nicola	32.769
19	84	DI MARE Sabatino	32.781
20	68	BRIGLIADORI Eric	32.798
21	6	GURRIERI Raffaele	32.948
22	82	BUTTI Marco	33.041
23	93	'LINOS'	33.519
24	85	FANTILLI Giorgio	34.254
25	97	TAPPARO Alberto	34.931
26	10	PAOLINO Federico	36.639

SEG. 4

1	69	AZCONA TROYAS Mike	19.538
2	31	CECCON Kevin	19.629
3	16	LEONOV Evgenii	19.646
4	14	STEFANOVSKI Igor	19.657
5	27	RUBEN Volt	19.673
6	17	RYBA Martin	19.679
7	63	AKHAMADOV Ibragim	19.721
8	90	BABUIN Denis	19.731
9	21	GUIDA Nicola	19.735
10	8	BALDAN Nicola	19.745
11	33	ROMAGNOLI Riccardo	19.748
12	4	TAVANO Salvatore	19.754
13	13	BURI Antti	19.764
14	68	BRIGLIADORI Eric	19.803
15	47	CARMINATI Ettore	19.835
16	25	VAHTEL Mattias	19.853
17	56	BRUSA Cesare	19.872
18	44	IMBERTI Michele	19.879
19	84	DI MARE Sabatino	19.927
20	82	BUTTI Marco	19.929
21	59	KOURIL Dusan Jr.	19.992
22	6	GURRIERI Raffaele	20.018
23	93	'LINOS'	20.414
24	85	FANTILLI Giorgio	20.464
25	97	TAPPARO Alberto	21.035
26	10	PAOLINO Federico	23.647





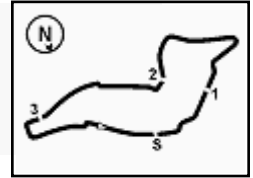
ACI Racing Weekend Imola, 24-25 Luglio 2021

TCR Italy - Ideal Time Free Practice 2

Imola Circuit 4.909 m

Num. Conducente	Auto	Seg. 1	Seg. 2	Seg. 3	Seg. 4	Ideal Time			
		Diff. 1	Diff. 2	Diff. 3	Diff. 4	Miglior Giro	Pos.	Diff.	
1	69 AZCONA TROYAS M. (E)	Cupra Leon Competicion	23.786	36.872	31.920 +0.081	19.538 +0.112	1'52.116 1'52.309	1	0.193
2	16 LEONOV E. (RUS)	Cupra Leon Competicion	23.593 +0.524	36.913 +0.251	32.026 +0.129	19.646	1'52.178 1'53.082	5	0.904
3	31 CECCON K. (ITA)	Hyundai i30 N TCR	23.885	36.994 +0.182	31.793	19.629	1'52.301 1'52.483	3	0.182
4	14 STEFANOVSKI I. (MKD)	Hyundai i30 N TCR	23.715	37.015	32.049 +0.044	19.657	1'52.436 1'52.480	2	0.044
5	13 BURI A. (FIN)	Hyundai i30 N TCR	23.750 +0.467	36.958 +0.311	32.080 +0.170	19.764 +0.105	1'52.552 1'53.605	9	1.053
6	8 BALDAN N. (ITA)	Hyundai i30 N TCR	23.991	36.977 +0.130	31.997 +0.015	19.745 +0.068	1'52.710 1'52.923	4	0.213
7	4 TAVANO S. (ITA)	Cupra Leon Competicion	23.860 +0.070	37.158 +0.252	32.023	19.754 +0.084	1'52.795 1'53.201	7	0.406
8	27 RUBEN V. (EST)	Honda Civic FK7 H70	24.048	37.087	32.375	19.673	1'53.183 1'53.183	6	
9	63 AKHAMADOV I. (RUS)	Honda Civic FK7 H70	23.998	37.404	32.089	19.721	1'53.212 1'53.212	8	
10	17 RYBA M. (SVN)	Honda Civic FK7 H70	23.695	37.422 +0.384	32.535	19.679 +0.206	1'53.331 1'53.921	10	0.590
11	56 BRUSA C. (ITA)	Hyundai i30 N TCR	24.050 +0.070	37.236	32.451 +0.142	19.872 +0.151	1'53.609 1'53.972	11	0.363
12	68 BRIGLIADORI E. (ITA)	Audi Rs3 LMS	24.026 +0.528	36.991 +0.656	32.798 +0.022	19.803	1'53.618 1'54.824	19	1.206
13	33 ROMAGNOLI R. (ITA)	Cupra Leon TCR	24.124 +0.045	37.202 +0.156	32.572 +0.099	19.748 +0.253	1'53.646 1'54.199	14	0.553
14	44 IMBERTI M. (ITA)	Cupra Leon Competicion	23.969	37.463 +0.015	32.381 +0.170	19.879 +0.118	1'53.692 1'53.995	12	0.303
15	25 VAHTEL M. (EST)	Honda Civic FK7 H70	24.068	37.248	32.654	19.853 +0.234	1'53.823 1'54.057	13	0.234
16	47 CARMINATI E. (ITA)	Hyundai i30 N TCR	24.326 +0.320	37.360	32.368	19.835	1'53.889 1'54.209	15	0.320
17	59 KOURIL D. (CZE)	Hyundai i30 N TCR	24.079	37.691	32.406	19.992 +0.089	1'54.168 1'54.257	16	0.089
18	90 BABUIN D. (ITA)	Cupra TCR DSG	24.158 +0.127	37.587 +0.016	32.696 +0.217	19.731	1'54.172 1'54.532	17	0.360
19	21 GUIDA N. (ITA)	Cupra Leon Competicion	24.188 +0.202	37.764	32.769	19.735	1'54.456 1'54.658	18	0.202
20	82 BUTTI M. (ITA)	VW Golf TCR	24.099 +0.110	37.605 +0.547	33.041	19.929	1'54.674 1'55.331	20	0.657
21	6 GURRIERI R. (ITA)	Cupra Leon TCR	24.263 +0.284	37.547	32.948 +0.110	20.018 +0.164	1'54.776 1'55.334	21	0.558
22	84 DI MARE S. (ITA)	Cupra TCR DSG	24.320 +0.781	37.891	32.781	19.927 +0.850	1'54.919 1'56.550	22	1.631
23	93 'LINOS' (ITA)	VW Golf GTI	24.967 +0.056	38.374 +0.559	33.519 +0.260	20.414	1'57.274 1'58.149	23	0.875
24	85 FANTILLI G. (ITA)	Cupra TCR DSG	24.953 +0.248	38.831 +0.323	34.254	20.464 +0.253	1'58.502 1'59.326	24	0.824
25	97 TAPPARO A. (ITA)	VW Golf GTI	25.460 +0.287	40.999 +0.289	34.931	21.035	2'02.425 2'03.001	25	0.576
	10 PAOLINO F. (ITA)	Cupra Leon Competicion							
	11 REDUZZI D. (ITA)	Hyundai i30 N TCR							
	18 NATALONI N. (ITA)	Opel Astra TCR							
Ideal Time Assoluto			23.593	36.872	31.793	19.538	1'51.796		





ACI Racing Weekend Imola, 24-25 Luglio 2021
TCR Italy - Analisi Tempi Free Practice 2

Imola Circuit 4.909 m

1 / 3

4 S. TAVANO (1'53.201)								14 I. STEFANOVSKI (1'52.480)							
Giro	Seg.1	Seg.2	Seg.3	Seg.4	T. Giro	km/h	Local Time	Giro	Seg.1	Seg.2	Seg.3	Seg.4	T. Giro	km/h	Local Time
1		42.503	35.936	20.744		152,3	13:07'23.455	1		46.424	36.733	3'15.118		123,7	13:11'08.493
2	25.489	39.808	35.094	2'56.034	4'36.425P	243,8	13:11'59.880	2	45.697	38.293	33.100	19.910	2'17.000P	158,4	13:13'25.493
3	46.226	39.881	41.355	19.797	2'27.259P	88,2	13:14'27.139	3	24.020	37.100	32.754	19.677	1'53.551	240,5	13:15'19.044
4	23.884	37.554	32.076	19.754	1'53.268	247,1	13:16'20.407	4	23.715	37.015	32.093	19.657	1'52.480	242,2	13:17'11.524
5	24.035	39.853	33.480	20.711	1'58.079	247,7	13:18'18.486	5	23.909	37.083	32.134	19.844	1'52.970	242,2	13:19'04.494
6	24.055	37.266	32.513	20.167	1'54.001	246,0	13:20'12.487	6	25.444	39.802	33.623	2'25.656	4'04.525P	242,2	13:23'09.019
7	24.035			19.841	1'53.423	243,8	13:22'05.910	7	45.280	39.030	32.361	19.660	2'16.331P	138,8	13:25'25.350
8	23.930	37.410	32.023	19.838	1'53.201	247,1	13:23'59.111	8	23.915	37.187	32.049	19.703	1'52.854	240,5	13:27'18.204
9	24.365	38.076	34.317	1'35.099	3'11.857P	246,6	13:27'10.968	9	24.033	39.964	41.917	44.333	2'30.247P	241,6	13:29'48.451
10	40.358	39.364	40.295	19.993	2'20.010P	155,8	13:29'30.978								
11	23.860	37.158	32.367	19.851	1'53.236	244,3	13:31'24.214								

6 R. GURRIERI (1'55.334)								16 E. LEONOV (1'53.082)							
Giro	Seg.1	Seg.2	Seg.3	Seg.4	T. Giro	km/h	Local Time	Giro	Seg.1	Seg.2	Seg.3	Seg.4	T. Giro	km/h	Local Time
1		43.689	41.835	22.515		149,6	13:08'14.138	1		42.136	35.384	21.179		142,3	13:07'48.795
2	25.534	40.581	36.231	20.917	2'03.263	243,2	13:10'17.401	2	25.036	38.325	33.022	20.070	1'56.453	243,8	13:09'45.248
3	25.047	39.744	33.400	20.363	1'58.554	246,6	13:12'15.955	3	24.439	37.526	33.103	20.344	1'55.412C	245,5	13:11'40.660
4	24.655	39.044	33.594	20.891	1'58.184	246,0	13:14'14.139	4	24.706	37.857	32.461	19.834	1'54.858	244,9	13:13'35.518
5	24.263	37.937	33.478	20.465	1'56.143	244,9	13:16'10.282	5	24.354	37.553	32.848	36.258	2'11.013P	247,1	13:15'46.531
6	24.690	40.093	34.869	1'51.964	3'31.616P	243,2	13:19'41.898	6	59.524	38.684	33.395	36.715	2'48.318P	59,2	13:18'34.849
7	43.563	40.105	36.100	20.403	2'20.171P	160,2	13:22'02.069	7	4'24.459	40.330	33.830	19.818	5'58.437P	112,9	13:24'33.286
8	24.373	38.250	32.948	20.018	1'55.589	242,2	13:23'57.658	8	24.117	37.164	32.155	19.646	1'53.082	248,8	13:26'26.368
9	24.754	37.927	32.987	20.452	1'56.120	243,8	13:25'53.778	9	23.905	36.913	34.525	19.953	1'55.296	250,0	13:28'21.664
10	24.521	37.619	32.964	19.966	1'55.070C	241,1	13:27'48.848	10	23.593	36.966	32.026	37.005	2'09.590P	250,6	13:30'31.254
11	24.547	37.547	33.058	20.182	1'55.334	243,8	13:29'44.182								

8 N. BALDAN (1'52.923)								17 M. RYBA (1'53.921)							
Giro	Seg.1	Seg.2	Seg.3	Seg.4	T. Giro	km/h	Local Time	Giro	Seg.1	Seg.2	Seg.3	Seg.4	T. Giro	km/h	Local Time
1							13:06'38.630	1		54.847	40.083	24.104		106,4	13:08'26.110
2	50.828	42.685	38.393	20.907	2'32.813P	150,6	13:09'11.443	2	32.110	45.090	39.218	41.196	2'37.614P	172,0	13:11'03.724
3	24.553	37.901	32.185	19.951	1'54.590	238,9	13:11'06.033	3	2'29.077	41.303	34.368	20.136	4'04.884P	151,3	13:15'08.608
4	24.180	47.329	42.225	20.906	2'14.640	240,5	13:13'20.673	4	24.336	37.891	32.758	19.679	1'54.664	241,6	13:17'03.272
5	24.406	37.274	31.997	19.745	1'53.422	239,5	13:15'14.095	5	24.215	37.772	32.544	19.830	1'54.361	241,6	13:18'57.633
6	24.060	36.977	32.105	19.813	1'52.955	240,5	13:17'07.050	6	24.034	38.061	35.440	39.040	2'16.575P	244,3	13:21'14.208
7	23.991	37.107	32.012	19.813	1'52.923	242,7	13:18'59.973	7	1'50.328	42.793	36.794	20.685	3'30.600P	161,7	13:24'44.808
8	30.128	41.457	35.182	3'44.670	5'31.437P	196,7	13:24'31.410	8	24.491	39.918	33.569	19.811	1'57.789	242,7	13:26'42.597
9	44.392	43.574	38.066	20.292	2'26.324P	124,1	13:26'57.734	9	24.347	37.422	32.722	19.744	1'54.235	243,2	13:28'36.832
10	24.144	37.658	32.262	19.947	1'54.011	239,5	13:28'51.745	10	23.695	37.806	32.535	19.885	1'53.921	244,9	13:30'30.753

10 F. PAOLINO								21 N. GUIDA (1'54.658)							
Giro	Seg.1	Seg.2	Seg.3	Seg.4	T. Giro	km/h	Local Time	Giro	Seg.1	Seg.2	Seg.3	Seg.4	T. Giro	km/h	Local Time
1		47.265	43.593	2'54.475		146,1	13:10'43.418	1		48.370	40.308	21.387		141,7	13:08'08.791
2	44.378	43.747	36.639	3'21.799	5'26.563P	141,5	13:16'09.981	2	27.731	41.427	34.478	20.445	2'04.081	209,7	13:10'12.872
3	44.256	44.501	49.848	10'30.681	12'49.286P	154,3	13:28'59.267	3	26.461	39.754	34.545	20.336	2'01.096	242,7	13:12'13.968
4	44.793	45.459	40.109	23.647	2'34.008P	145,2	13:31'33.275	4	24.829	42.941	35.616	20.541	2'03.927	242,7	13:14'17.895
								5	25.667	39.063	35.328	20.243	2'00.301	242,2	13:16'18.196
								6	25.338	46.034	38.328	2'14.316	4'04.016P	246,0	13:20'22.212
								7	43.409	44.696	37.729	21.135	2'26.969P	157,9	13:22'49.181
								8	25.594	38.952	32.949	20.020	1'57.515	234,3	13:24'46.696
								9	24.254	38.584	35.519	20.453	1'58.810	247,1	13:26'45.506
								10	24.390	37.764	32.769	19.735	1'54.658	247,1	13:28'40.164
								11	24.188	37.944	32.970	19.791	1'54.893	248,8	13:30'35.057

13 A. BURI (1'53.605)								25 M. VAHTEL (1'54.057)							
Giro	Seg.1	Seg.2	Seg.3	Seg.4	T. Giro	km/h	Local Time	Giro	Seg.1	Seg.2	Seg.3	Seg.4	T. Giro	km/h	Local Time
1							13:06'33.761	1		51.684	48.479	24.133		126,8	13:07'50.194
2	53.892	45.640	38.584	20.498	2'38.614P	145,7	13:09'12.375	2	29.500	41.359	36.536	22.070	2'09.465	216,4	13:09'59.659
3	24.428	37.729	32.413	19.953	1'54.523	241,1	13:11'06.898	3	31.063	52.171	38.962	2'07.355	4'09.551P	220,0	13:14'09.210
4	24.217	37.269	32.250	19.869	1'53.605	244,3	13:13'00.503	4	47.281	47.303	35.354	20.378	2'30.316P	118,9	13:16'39.526
5	24.338	37.832	32.080	1'32.129	3'06.379P	242,2	13:16'06.882	5	24.441	38.149	33.267	20.579	1'56.436	241,6	13:18'35.962
6	42.336	49.867	34.381	19.764	2'26.348P	120,8	13:18'33.230	6	25.362	38.276	33.499	20.245	1'57.382	225,9	13:20'33.344
7	23.922	37.187	33.733	20.266	1'55.108C	244,3	13:20'28.338	7	24.280	37.841	32.813	19.977	1'54.911	242,7	13:22'28.255
8	23.941	41.974	38.034	20.021	2'03.970	244,3	13:22'32.308	8	24.068	37.248	32.654	20.087	1'54.057	241,1	13:24'22.312
9	24.924	37.421	33.285	2'01.158	3'36.788P	242,7	13:26'09.096								
10	41.476	38.445	33.275	19.796	2'12.992P	152,1	13:28'22.088								
11	23.750	36.958	31.986	19.673	1'52.367C	248,3	13:30'14.455								

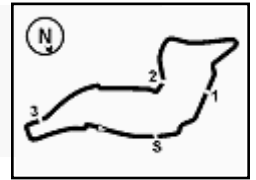
23/07/2021

P = Box In/Out - C = Tempo Invalidato



Powered by FICr PERUGIA TIMING





ACI Racing Weekend Imola, 24-25 Luglio 2021
TCR Italy - Analisi Tempi Free Practice 2

Imola Circuit 4.909 m

2 / 3

9	24.222	39.106	33.146	19.853	1'56.327	243,8	13:26'18.639
10	24.202	37.917	33.445	20.501	1'56.065	242,7	13:28'14.704
11	24.292	37.748	32.803	20.005	1'54.848	242,7	13:30'09.552

1						45.267	39.291	41.787	132,2	13:08'34.638	
2	2'30.548					40.018	34.100	21.161	4'05.827P	157,7	13:12'40.465
3	24.734					38.245	33.172	20.252	1'56.403	241,1	13:14'36.868
4	24.593					41.689	35.084	20.347	2'01.713	243,2	13:16'38.581
5	24.588					38.171	33.285	20.025	1'56.069	242,7	13:18'34.650
6	24.326					38.202	32.988	19.885	1'55.401	244,9	13:20'30.051
7	24.567					37.657	34.322	44.438	2'20.984P	245,5	13:22'51.035
8	1'34.969					39.861	33.781	20.279	3'08.890P	141,0	13:25'59.925
9	24.584					37.917	32.948	19.843	1'55.292	239,5	13:27'55.217
10	24.646					37.360	32.368	19.835	1'54.209	240,5	13:29'49.426

27 V. RUBEN (1'53.183)

Giro	Seg.1	Seg.2	Seg.3	Seg.4	T. Giro	km/h	Local Time
1		52.935	47.122	27.045		120,1	13:07'53.835
2	30.626	41.361	38.100	21.430	2'11.517	212,2	13:10'05.352
3	29.779	1'05.513	40.314	21.653	2'37.259	237,9	13:12'42.611
4	24.851	38.298	34.961	20.079	1'58.189	241,6	13:14'40.800
5	24.648	39.944	35.297	20.088	1'59.977	244,9	13:16'40.777
6	24.241	37.857	33.100	20.015	1'55.213	244,3	13:18'35.990
7	24.556	41.938	36.521	1'43.270	3'26.285P	243,8	13:22'02.275
8	44.686	40.198	33.210	20.335	2'18.429P	130,1	13:24'20.704
9	24.975	37.717	32.603	19.946	1'55.241	243,2	13:26'15.945
10	24.048	37.087	32.375	19.673	1'53.183	242,7	13:28'09.128
11	24.451	37.225	32.463	19.775	1'53.914	243,8	13:30'03.042

56 C. BRUSA (1'53.972)

Giro	Seg.1	Seg.2	Seg.3	Seg.4	T. Giro	km/h	Local Time
1							13:06'02.855
2	48.168	46.971	39.796	22.314	2'37.249P	152,3	13:08'40.104
3	29.999	47.947	38.580	21.235	2'17.761	176,5	13:10'57.865
4	24.788	38.402	32.945	19.973	1'56.108	235,8	13:12'53.973
5	24.193	37.868	32.590	19.872	1'54.523	240,5	13:14'48.496
6	24.135	37.649	33.184	1'29.130	3'04.098P	241,6	13:17'52.594
7	42.060	50.827	40.413	21.046	2'34.346P	157,9	13:20'26.940
8	24.400	37.522	32.634	20.000	1'54.556	241,1	13:22'21.496
9	24.326	37.323	32.640	20.074	1'54.363	242,7	13:24'15.859
10	24.050	37.306	32.678	20.350	1'54.384	241,6	13:26'10.243
11	24.210	37.313	32.451	20.000	1'53.974	240,5	13:28'04.217
12	24.120	37.236	32.593	20.023	1'53.972	241,1	13:29'58.189
13	24.362	37.643	32.454	20.087	1'54.546	240,0	13:31'52.735

59 D. KOURIL (1'54.257)

Giro	Seg.1	Seg.2	Seg.3	Seg.4	T. Giro	km/h	Local Time
1							13:06'07.220
2	1'00.546	45.304	36.569	20.635	2'43.054P	112,9	13:08'50.274
3	25.179	39.933	33.498	20.130	1'58.740	238,4	13:10'49.014
4	24.513	38.197	32.432	20.389	1'55.531	240,5	13:12'44.545
5	24.178	37.732	32.842	19.992	1'54.744	242,7	13:14'39.289
6	24.980	43.926	36.794	1'40.664	3'26.364P	245,5	13:18'05.653
7	39.841	38.952	33.549	20.310	2'12.652P	142,3	13:20'18.305
8	24.734	41.186	32.447	20.143	1'58.510	242,7	13:22'16.815
9	24.079	37.691	32.406	20.081	1'54.257	242,2	13:24'11.072
10	25.219	38.715	32.896	1'42.654	3'19.484P	237,9	13:27'30.556

63 I. AKHAMADOV (1'53.212)

Giro	Seg.1	Seg.2	Seg.3	Seg.4	T. Giro	km/h	Local Time
1							13:08'13.913
2	30.569	41.805	39.505	21.094	2'12.973	182,7	13:10'26.886
3	25.705	38.341	33.274	21.378	1'58.698	220,9	13:12'25.584
4	24.289	38.230	33.031	19.909	1'55.459	240,5	13:14'21.043
5	24.334	37.973	32.770	19.730	1'54.807	241,6	13:16'15.850
6	26.880	38.797	32.460	19.804	1'57.941	242,7	13:18'13.791
7	24.418	39.306	38.850	38.257	2'20.831P	241,6	13:20'34.622
8	1'01.963	38.566	32.966	38.855	2'52.350P	156,7	13:23'26.972
9	1'58.072	39.356	34.999	19.875	3'32.302P	151,5	13:26'59.274
10	24.018	39.689	32.920	19.886	1'56.513	243,2	13:28'55.787
11	23.998	37.404	32.089	19.721	1'53.212	242,7	13:30'48.999

68 E. BRIGLIADORI (1'54.824)

Giro	Seg.1	Seg.2	Seg.3	Seg.4	T. Giro	km/h	Local Time
1							13:05'19.080
2	1'14.766	41.215	36.554	21.473	2'54.008P	149,2	13:08'13.088
3	24.722	38.681	32.798	20.615	1'56.816	245,5	13:10'09.904
4	25.077	40.525	36.781	2'10.468	3'52.851P	245,5	13:14'02.755
5	49.874	49.638	35.213	19.940	2'34.665P	120,1	13:16'37.420
6	24.554	37.647	32.820	19.803	1'54.824	244,9	13:18'32.244

47 E. CARMINATI (1'54.209)

Giro	Seg.1	Seg.2	Seg.3	Seg.4	T. Giro	km/h	Local Time
------	-------	-------	-------	-------	---------	------	------------

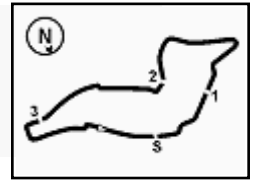
23/07/2021

P = Box In/Out - C = Tempo Invalidato



Powered by FICr PERUGIA TIMING





ACI Racing Weekend Imola, 24-25 Luglio 2021
TCR Italy - Analisi Tempi Free Practice 2

Imola Circuit 4.909 m

3 / 3

69 M. AZCONA TROYAS (1'52.309)

Giro	Seg.1	Seg.2	Seg.3	Seg.4	T. Giro	km/h	Local Time
1		45.222	36.904	21.597		145,6	13:08'17.601
2	25.373	41.250	35.086	22.289	2'03.998	224,5	13:10'21.599
3	29.507	43.937	36.757	20.224	2'10.425	172,5	13:12'32.024
4	23.884	37.391	31.920	19.538	1'52.733	246,0	13:14'24.757
5	23.786	36.872	32.001	19.650	1'52.309	247,1	13:16'17.066
6	25.961	39.616	37.199	39.200	2'21.976P	247,1	13:18'39.042
7	4'19.318	40.563	34.063	19.946	5'53.890P	94,8	13:24'32.932
8	23.805	37.278	32.107	19.683	1'52.873	246,0	13:26'25.805
9	23.883	37.131	32.673	19.674	1'53.361	247,1	13:28'19.166
10	23.792	36.884	32.102	19.903	1'52.681	247,7	13:30'11.847

4	24.262	37.987	33.536	19.983	1'55.768	242,7	13:14'31.604
5	24.285	37.603	32.913	19.731	1'54.532	244,3	13:16'26.136
6	24.790	54.785	36.765	20.486	2'16.826	243,8	13:18'42.962
7	24.574	39.609	37.151	20.126	2'01.460	240,0	13:20'44.422
8	24.345	37.923	32.881	20.023	1'55.172	239,5	13:22'39.594
9	24.249	37.744	32.696	20.007	1'54.696	240,5	13:24'34.290
10	25.063	51.206	47.231	20.654	2'24.154	244,9	13:26'58.444
11	24.474	37.587	32.721	19.966	1'54.748	242,2	13:28'53.192
12	24.158	37.750	32.998	19.926	1'54.832	243,8	13:30'48.024

82 M. BUTTI (1'55.331)

Giro	Seg.1	Seg.2	Seg.3	Seg.4	T. Giro	km/h	Local Time
1		59.127	50.322	23.877		134,5	13:07'55.665
2	30.146	42.976	38.878	23.775	2'15.775	194,9	13:10'11.440
3	29.251	47.699	43.332	25.187	2'25.469	206,1	13:12'36.909
4	25.172	38.079	33.699	20.320	1'57.270	235,8	13:14'34.179
5	24.209	38.152	33.041	19.929	1'55.331	244,9	13:16'29.510
6	24.099	38.422	33.609	20.807	1'56.937	244,3	13:18'26.447
7	24.145	37.605	32.715	20.410	1'54.875C	244,3	13:20'21.322
8	25.739	40.719	36.616	1'51.684	3'34.758P	246,0	13:23'56.080
9	42.016	41.127	33.080	20.520	2'16.743P	115,3	13:26'12.823
10	24.119	46.035	44.942	20.299	2'15.395	244,3	13:28'28.218
11	24.358	40.996	40.100	23.809	2'09.263	243,2	13:30'37.481

93 . 'LINOS' (1'58.149)

Giro	Seg.1	Seg.2	Seg.3	Seg.4	T. Giro	km/h	Local Time
1		41.772	35.366	20.853		149,4	13:07'49.461
2	26.209	39.597	34.330	20.602	2'00.738	232,3	13:09'50.199
3	24.967	38.947	34.331	20.674	1'58.919	238,9	13:11'49.118
4	31.276	44.654	33.967	20.546	2'10.443	240,5	13:13'59.561
5	25.023	38.933	33.779	20.414	1'58.149	238,9	13:15'57.710
6	45.087	40.783	33.923	21.179	2'20.972	239,5	13:18'18.682
7	25.137	38.634	34.255	20.823	1'58.849	237,4	13:20'17.531
8	26.095	42.090	34.864	1'58.963	3'42.012P	224,1	13:23'59.543
9	39.191	41.687	34.021	21.651	2'16.550P	161,2	13:26'16.093
10	25.071	38.940	33.729	20.734	1'58.474	239,5	13:28'14.567
11	25.468	38.374	33.519	21.154	1'58.515	237,4	13:30'13.082

84 S. DI MARE (1'56.550)

Giro	Seg.1	Seg.2	Seg.3	Seg.4	T. Giro	km/h	Local Time
1							13:05'01.474
2	1'31.076	45.609	37.254	21.137	3'15.076P	154,1	13:08'16.550
3	25.417	39.439	35.662	21.281	2'01.799	218,2	13:10'18.349
4	24.846	40.360	34.184	19.927	1'59.317	245,5	13:12'17.666
5	24.754	38.613	33.279	20.209	1'56.855	240,5	13:14'14.521
6	24.320	38.264	33.247	20.975	1'56.806	240,5	13:16'11.327
7	24.997	49.417	40.919	2'08.547	4'03.880P	240,0	13:20'15.207
8	45.094	48.540	43.675	21.625	2'38.934P	120,1	13:22'54.141
9	25.633	43.603	45.575	1'23.147	3'17.958P	238,9	13:26'12.099
10	43.533	40.299	53.804	20.342	2'37.978P	151,0	13:28'50.077
11	25.101	37.891	32.781	20.777	1'56.550	241,1	13:30'46.627

97 A. TAPPARO (2'03.001)

Giro	Seg.1	Seg.2	Seg.3	Seg.4	T. Giro	km/h	Local Time
1							13:07'37.244
2	51.215	44.309	37.775	22.003	2'35.302P	147,1	13:10'12.546
3	28.611	45.660	36.811	23.780	2'14.862		13:12'27.408
4	26.264	43.738	37.735	21.875	2'09.612	224,1	13:14'37.020
5	26.359	43.568	36.195	21.637	2'07.759	230,8	13:16'44.779
6	26.658	42.112	36.439	21.705	2'06.914	228,3	13:18'51.693
7	25.747	41.288	34.931	21.035	2'03.001	229,8	13:20'54.694
8	25.460	41.830	35.154	21.169	2'03.613	233,8	13:22'58.307
9	25.732	50.299	40.579	1'54.013	3'50.623P	233,8	13:26'48.930
10	41.768	42.668	36.867	22.118	2'23.421P	150,6	13:29'12.351
11	26.128	40.999	35.388	21.862	2'04.377	225,9	13:31'16.728

85 G. FANTILLI (1'59.326)

Giro	Seg.1	Seg.2	Seg.3	Seg.4	T. Giro	km/h	Local Time
1		42.297	36.458	20.878		141,7	13:07'49.212
2	29.222	40.436	34.785	20.744	2'05.187	242,7	13:09'54.399
3	25.875	40.939	47.984	21.628	2'16.426	235,3	13:12'10.825
4	25.709	39.745	34.468	20.671	2'00.593	235,8	13:14'11.418
5	24.953	38.961	34.278	21.933	2'00.125	240,0	13:16'11.543
6	25.612	39.985	34.655	20.617	2'00.869	231,8	13:18'12.412
7	25.512	39.370	34.536	20.629	2'00.047	238,9	13:20'12.459
8	25.201	39.154	34.254	20.717	1'59.326	228,8	13:22'11.785
9	25.250	42.366	39.263	21.321	2'08.200	240,0	13:24'19.985
10	25.647	39.504	35.364	21.070	2'01.585	235,3	13:26'21.570
11	25.447	39.487	36.342	20.464	2'01.740	241,6	13:28'23.310
12	25.683	38.831	34.608	20.609	1'59.731	241,6	13:30'23.041

90 D. BABUIN (1'54.532)

Giro	Seg.1	Seg.2	Seg.3	Seg.4	T. Giro	km/h	Local Time
1		43.272	36.819	21.313		144,6	13:08'18.376
2	25.558	38.893	34.307	20.653	1'59.411	218,6	13:10'17.787
3	25.129	55.508	37.010	20.402	2'18.049	245,5	13:12'35.836

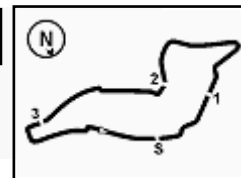
23/07/2021

P = Box In/Out - C = Tempo Invalidato



Powered by FICr PERUGIA TIMING





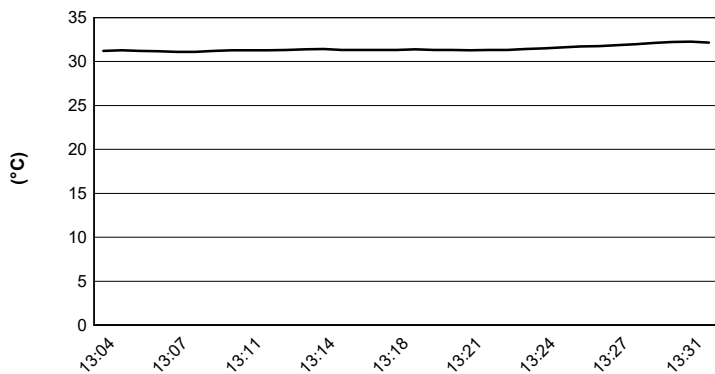
Imola Circuit 4.909 m

ACI Racing Weekend Imola, 24-25 Luglio 2021

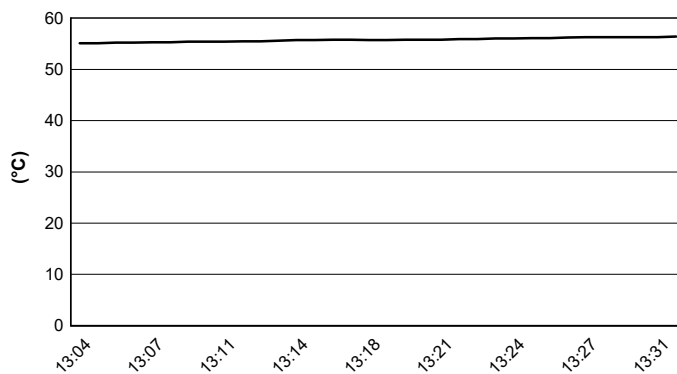
TCR Italy - Meteo Free Practice 2

Session started 13:04 - Session ended 13:32

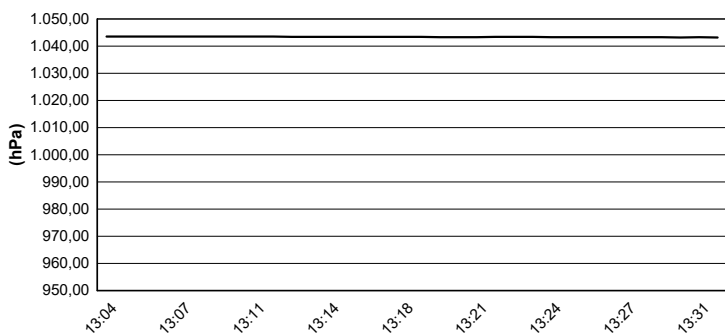
Air Temperature



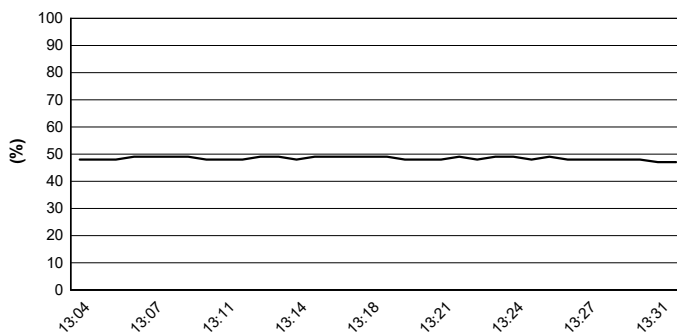
Track Temperature



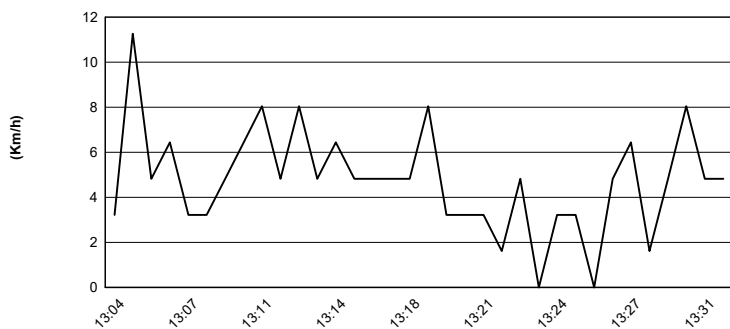
Air Pressure



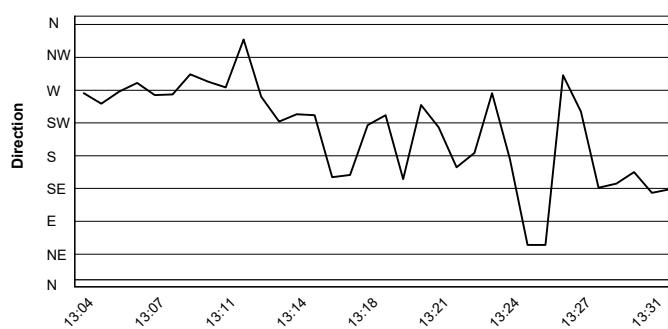
Humidity



Wind Speed



Wind Direction



23/07/2021

