

ACI Racing Weekend Monza, 30 Aprile - 2 Maggio 2021

TCR Italy - Classifica Gara 1

Monza 5.793 m

Giri 15 = 86,895 km - Media 154,678 km/h - Tempo di gara 33'42.407

| Num. | Conditore | Naz | Concorrente | Team | Auto | Classe | Giri | Tempo | Dist. | Rel. | Giro Veloce |
|------------------------------|--------------------------------|-----|----------------------|--------------------|------------------------|--------|------|-----------|-----------------|-----------------|-------------------|
| 1 | 4 TAVANO Salvatore | ITA | Girasole | Girasole | Cupra Leon Competicion | TCR | 15 | 33'42.407 | | | 8 2'13.757 |
| 2 | 68 BRIGLIADORI Eric | ITA | Brigliadori Eric | BF Motorsport | Audi Rs3 LMS | TCR | 15 | 33'49.901 | 7.494 | 7.494 | 8 2'13.877 |
| 3 | 31 CECCON Kevin | ITA | Ceccon Kevin | Aggressive Team | Hyundai i30 N TCR | TCR | 15 | 33'53.641 | 11.234 | 3.740 | 8 2'14.434 |
| 4 | 14 STEFANOVSKI Igor | MKD | Stefanovski Igor | AKK Stefanovski | Hyundai i30 N TCR | TCR | 15 | 33'55.111 | 12.704 | 1.470 | 2 2'13.846 |
| 5P | 13 BURI Antti | FIN | Target | Target Competition | Hyundai i30 N TCR | TCR | 15 | 33'55.652 | 13.245 | 0.541 | 3 2'13.785 |
| 6 | 8 BALDAN Nicola | ITA | Target | Target Competition | Hyundai i30 N TCR | TCR | 15 | 34'08.120 | 25.713 | 12.468 | 4 2'13.611 |
| 7 | 9 POLONI Matteo | ITA | Poloni Matteo | Race Lab | Audi Rs3 LMS | TCR | 15 | 34'13.333 | 30.926 | 5.213 | 3 2'15.195 |
| 8 | 24 GIACON Jonathan | ITA | Giacon Jonathan | Tecnodom Sport | Honda Civic H70 FK7 | TCR | 15 | 34'17.661 | 35.254 | 4.328 | 6 2'16.199 |
| 9 | 16 LEONOV Evgenii | RUS | Volcano Motorsport | Victory Assero SL | Cupra Leon Competicion | TCR | 15 | 34'18.119 | 35.712 | 0.458 | 12 2'14.371 |
| 10 | 47 CARMINATI Ettore | ITA | Carminati Ettore | CRM Motorsport | Hyundai i30 N TCR | TCR | 15 | 34'19.261 | 36.854 | 1.142 | 9 2'15.607 |
| 11 | 25 VAHTEL Mattias | EST | ALM Honda Racing | ALM Honda Racing | Honda Civic H56 FK7 | TCR | 15 | 34'23.507 | 41.100 | 4.246 | 13 2'15.495 |
| 12 | 61 IMBERTI Michele | ITA | Imberti Michele | Elite Motorsport | Cupra Leon Competicion | TCR | 15 | 34'35.215 | 52.808 | 11.708 | 7 2'15.705 |
| 13 | 6 GURRIERI Raffaele | ITA | Gurrieri Raffaele | | Cupra Leon TCR | TCR | 15 | 34'38.015 | 55.608 | 2.800 | 8 2'15.918 |
| 14 | 27 RUBEN Volt | EST | ALM Honda Racing | ALM Honda Racing | Honda Civic H56 FK7 | TCR | 15 | 34'41.171 | 58.764 | 3.156 | 8 2'15.494 |
| 15 | 59 KOURIL Dusan Jr. | CZE | K2 Engine | K2 Engine | Hyundai i30 N TCR | TCR | 15 | 34'42.355 | 59.948 | 1.184 | 6 2'14.612 |
| 16P | 11 REDUZZI Damiano | ITA | Reduzzi Damiano | Trico WRT | Hyundai i30 N TCR | TCR | 15 | 34'43.874 | 1'01.467 | 1.519 | 6 2'14.889 |
| 17 | 10 PAOLINO Federico | ITA | Paolino Federico | Sc. Del Girasole | Cupra Leon Competicion | TCR | 15 | 34'44.515 | 1'02.108 | 0.641 | 11 2'16.748 |
| 18 | 84 DI MARE Sabatino | ITA | Di Mare Sabatino | | Cupra TCR DSG | TCDS | 15 | 34'47.223 | 1'04.816 | 2.708 | 9 2'16.886 |
| 19 | 90 BABUIN Denis | ITA | Babuin Denis | | Cupra TCR DSG | TCDS | 15 | 34'53.987 | 1'11.580 | 6.764 | 9 2'17.237 |
| 20 | 82 BUTTI Marco | ITA | DMAX Suisse | Elite Motorsport | VW Golf TCR | TCDS | 15 | 34'57.966 | 1'15.559 | 3.979 | 9 2'17.001 |
| 21 | 21 GUIDA Nicola | ITA | Guida Nicola | Sc. Del Girasole | Cupra Leon TCR | TCR | 15 | 35'10.094 | 1'27.687 | 12.128 | 10 2'17.896 |
| 22 | 93 FIORUCCI Omar | ITA | Fiorucci Omar | BF Motorsport | Audi Rs3 LMS | TCDS | 14 | 34'33.493 | 1 Giro | 1 Giro | 10 2'21.145 |
| 23 | 91 DE VIRGILIO Giuseppe | ITA | De Virgilio Giuseppe | Faro Racing | VW Golf TCR | TCDS | 14 | 35'58.966 | 1 Giro | 1'25.473 | 3 2'22.982 |
| 24 | 33 ROMAGNOLI Riccardo | ITA | Proteam Race | Pro Team | Cupra Leon TCR | TCR | 12 | 27'42.581 | 3 Giri | 2 Giri | 9 2'16.019 |
| ----- Non Classificati ----- | | | | | | | | | | | |
| RIT | 85 FANTILLI Giorgio | ITA | Fantilli Giorgio | | Cupra TCR DSG | TCDS | 3 | 7'21.525 | 12 Giri | | 3 2'20.720 |

Partenti: 25 Classificati: 24 Non Classificati: 0 Ritirati: 1 Non Partiti: 0

Giro Veloce N. 4 Num. 8 Nicola Baldan Tempo 2'13.611 Media. 156,086 Km/h

Il Pilota n. 13 (Buri A.) penalizzato di 5 sec. per decisione 14 dei CC.SS.
Il Pilota n. 11 (Reduzzi D.) penalizzato di 25 sec per decisione n.15 dei CC.SS.

| | | | |
|------------|-----|-------|------|
| Umidità | 88% | ARIA | 16°C |
| Condizioni | WET | Temp. | 17°C |

Direttore di Gara : Fabrizio Fondacci

Direttore di Prova : Gianluca Marotta

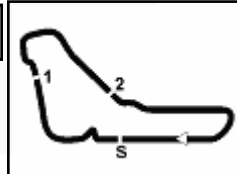
01/05/2021 Inizio 13:43 Fine 14:19

Esposta alle:



Powered by FICr PERUGIA TIMING





ACI Racing Weekend Monza, 30 Aprile - 2 Maggio 2021

TCR Italy - Classifica di Classe Gara 1

Classe TCR DSG

Giri 15 = 86,895 km - Media 149,875 km/h - Tempo di gara 34'47.223

| Num. | Conducente | Naz | Concorrente | Team | Auto | Giri | Tempo | Dist. | Rel. | Giro Veloce |
|------------------------------|--------------------------------|-----|----------------------|------------------|---------------|------|-----------|----------------|-----------------|-------------|
| 1 | 84 DI MARE Sabatino | ITA | Di Mare Sabatino | | Cupra TCR DSG | 15 | 34'47.223 | | | 9 2'16.886 |
| 2 | 90 BABUIN Denis | ITA | Babuin Denis | | Cupra TCR DSG | 15 | 34'53.987 | 6.764 | 6.764 | 9 2'17.237 |
| 3 | 82 BUTTI Marco | ITA | DMAX Suisse | Elite Motorsport | VW Golf TCR | 15 | 34'57.966 | 10.743 | 3.979 | 9 2'17.001 |
| 4 | 93 FIORUCCI Omar | ITA | Fiorucci Omar | BF Motorsport | Audi Rs3 LMS | 14 | 34'33.493 | 1 Giro | 1 Giro | 10 2'21.145 |
| 5 | 91 DE VIRGILIO Giuseppe | ITA | De Virgilio Giuseppe | Faro Racing | VW Golf TCR | 14 | 35'58.966 | 1 Giro | 1'25.473 | 3 2'22.982 |
| ----- Non Classificati ----- | | | | | | | | | | |
| RIT | 85 FANTILLI Giorgio | ITA | Fantilli Giorgio | | Cupra TCR DSG | 3 | 7'21.525 | 12 Giri | | 3 2'20.720 |

Partenti: 6 Classificati: 5 Non Classificati: 0 Ritirati: 1 Non Partiti: 0

Giro Veloce N. 9 Num. 84 Sabatino Di Mare Tempo 2'16.886 Media. 152,352 Km/h

Classe TCR

Giri 15 = 86,895 km - Media 154,678 km/h - Tempo di gara 33'42.407

| Num. | Conducente | Naz | Concorrente | Team | Auto | Giri | Tempo | Dist. | Rel. | Giro Veloce |
|------|------------------------------|-----|--------------------|--------------------|------------------------|------|-----------|-----------------|---------------|-------------|
| 1 | 4 TAVANO Salvatore | ITA | Girasole | Girasole | Cupra Leon Competicion | 15 | 33'42.407 | | | 8 2'13.757 |
| 2 | 68 BRIGLIADORI Eric | ITA | Brigliadori Eric | BF Motorsport | Audi Rs3 LMS | 15 | 33'49.901 | 7.494 | 7.494 | 8 2'13.877 |
| 3 | 31 CECCON Kevin | ITA | Ceccon Kevin | Aggressive Team | Hyundai i30 N TCR | 15 | 33'53.641 | 11.234 | 3.740 | 8 2'14.434 |
| 4 | 14 STEFANOVSKI Igor | MKD | Stefanovski Igor | AKK Stefanovski | Hyundai i30 N TCR | 15 | 33'55.111 | 12.704 | 1.470 | 2 2'13.846 |
| 5P | 13 BURI Antti | FIN | Target | Target Competition | Hyundai i30 N TCR | 15 | 33'55.652 | 13.245 | 0.541 | 3 2'13.785 |
| 6 | 8 BALDAN Nicola | ITA | Target | Target Competition | Hyundai i30 N TCR | 15 | 34'08.120 | 25.713 | 12.468 | 4 2'13.611 |
| 7 | 9 POLONI Matteo | ITA | Poloni Matteo | Race Lab | Audi Rs3 LMS | 15 | 34'13.333 | 30.926 | 5.213 | 3 2'15.195 |
| 8 | 24 GIACON Jonathan | ITA | Giacon Jonathan | Technodom Sport | Honda Civic H70 FK7 | 15 | 34'17.661 | 35.254 | 4.328 | 6 2'16.199 |
| 9 | 16 LEONOV Evgenii | RUS | Volcano Motorsport | Victory Assero SL | Cupra Leon Competicion | 15 | 34'18.119 | 35.712 | 0.458 | 12 2'14.371 |
| 10 | 47 CARMINATI Ettore | ITA | Carminati Ettore | CRM Motorsport | Hyundai i30 N TCR | 15 | 34'19.261 | 36.854 | 1.142 | 9 2'15.607 |
| 11 | 25 VAHTEL Mattias | EST | ALM Honda Racing | ALM Honda Racing | Honda Civic H56 FK7 | 15 | 34'23.507 | 41.100 | 4.246 | 13 2'15.495 |
| 12 | 61 IMBERTI Michele | ITA | Imberti Michele | Elite Motorsport | Cupra Leon Competicion | 15 | 34'35.215 | 52.808 | 11.708 | 7 2'15.705 |
| 13 | 6 GURRIERI Raffaele | ITA | Gurrieri Raffaele | | Cupra Leon TCR | 15 | 34'38.015 | 55.608 | 2.800 | 8 2'15.918 |
| 14 | 27 RUBEN Volt | EST | ALM Honda Racing | ALM Honda Racing | Honda Civic H56 FK7 | 15 | 34'41.171 | 58.764 | 3.156 | 8 2'15.494 |
| 15 | 59 KOURIL Dusan Jr. | CZE | K2 Engine | K2 Engine | Hyundai i30 N TCR | 15 | 34'42.355 | 59.948 | 1.184 | 6 2'14.612 |
| 16P | 11 REDUZZI Damiano | ITA | Reduzzi Damiano | Trico WRT | Hyundai i30 N TCR | 15 | 34'43.874 | 1'01.467 | 1.519 | 6 2'14.889 |
| 17 | 10 PAOLINO Federico | ITA | Paolino Federico | Sc. Del Girasole | Cupra Leon Competicion | 15 | 34'44.515 | 1'02.108 | 0.641 | 11 2'16.748 |
| 18 | 21 GUIDA Nicola | ITA | Guida Nicola | Sc. Del Girasole | Cupra Leon TCR | 15 | 35'10.094 | 1'27.687 | 25.579 | 10 2'17.896 |
| 19 | 33 ROMAGNOLI Riccardo | ITA | Proteam Race | Pro Team | Cupra Leon TCR | 12 | 27'42.581 | 3 Giri | 3 Giri | 9 2'16.019 |

Partenti: 19 Classificati: 19 Non Classificati: 0 Ritirati: 0 Non Partiti: 0

Giro Veloce N. 4 Num. 8 Nicola Baldan Tempo 2'13.611 Media. 156,086 Km/h

| | | | |
|------------|-----|-------|------|
| Umidità | 88% | ARIA | 16°C |
| Condizioni | WET | Temp. | 17°C |

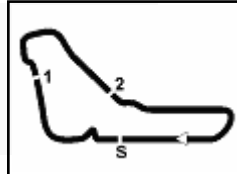
Direttore di Gara : Fabrizio Fondacci

Direttore di Prova : Gianluca Marotta

01/05/2021 Inizio 13:43 Fine 14:19

Esposta alle:





Monza 5.793 m

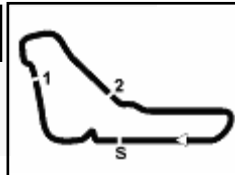
ACI Racing Weekend Monza, 30 Aprile - 2 Maggio 2021

TCR Italy - Contagiri Gara 1

| Giro | | 1 | 2 | 3 | 4 | 5 | 6 | 7 | 8 | 9 | 10 | 11 | 12 | 13 | 14 | 15 |
|------|----|----|----|----|----|----|----|----|----|----|----|----|----|----|----|----|
| 1 | 14 | 14 | 14 | 4 | 4 | 4 | 4 | 4 | 4 | 4 | 4 | 4 | 4 | 4 | 4 | 4 |
| 2 | 9 | 4 | 4 | 14 | 14 | 14 | 14 | 14 | 14 | 14 | 14 | 14 | 13 | 13 | 13 | 68 |
| 3 | 4 | 31 | 31 | 31 | 31 | 31 | 31 | 31 | 31 | 31 | 31 | 31 | 14 | 68 | 68 | 13 |
| 4 | 24 | 9 | 9 | 13 | 13 | 13 | 13 | 13 | 13 | 13 | 13 | 13 | 31 | 14 | 31 | 31 |
| 5 | 31 | 24 | 13 | 9 | 9 | 68 | 68 | 68 | 68 | 68 | 68 | 68 | 68 | 31 | 14 | 14 |
| 6 | 25 | 16 | 24 | 68 | 68 | 9 | 9 | 9 | 9 | 9 | 9 | 9 | 9 | 8 | 8 | 8 |
| 7 | 68 | 13 | 68 | 24 | 24 | 24 | 24 | 16 | 24 | 24 | 8 | 8 | 8 | 9 | 9 | 9 |
| 8 | 16 | 11 | 16 | 16 | 16 | 16 | 16 | 24 | 16 | 16 | 24 | 16 | 16 | 16 | 16 | 24 |
| 9 | 11 | 68 | 25 | 8 | 59 | 59 | 59 | 59 | 8 | 8 | 16 | 24 | 24 | 24 | 16 | 16 |
| 10 | 13 | 25 | 59 | 59 | 11 | 11 | 8 | 8 | 59 | 11 | 11 | 11 | 11 | 11 | 11 | 11 |
| 11 | 8 | 59 | 11 | 11 | 8 | 8 | 11 | 11 | 11 | 47 | 47 | 47 | 61 | 61 | 47 | 47 |
| 12 | 59 | 47 | 8 | 47 | 47 | 47 | 47 | 47 | 47 | 61 | 61 | 61 | 61 | 47 | 47 | 25 |
| 13 | 47 | 8 | 47 | 61 | 61 | 61 | 61 | 61 | 61 | 25 | 25 | 25 | 25 | 25 | 25 | 61 |
| 14 | 61 | 61 | 61 | 25 | 25 | 25 | 25 | 25 | 25 | 6 | 6 | 33 | 6 | 6 | 6 | 6 |
| 15 | 84 | 84 | 27 | 84 | 84 | 84 | 84 | 6 | 6 | 33 | 33 | 6 | 27 | 27 | 27 | 27 |
| 16 | 90 | 27 | 84 | 33 | 33 | 33 | 33 | 33 | 33 | 84 | 84 | 27 | 59 | 59 | 59 | 59 |
| 17 | 6 | 33 | 33 | 27 | 6 | 6 | 6 | 84 | 84 | 27 | 27 | 59 | 10 | 10 | 10 | 10 |
| 18 | 27 | 6 | 6 | 6 | 10 | 10 | 27 | 27 | 27 | 59 | 59 | 84 | 84 | 84 | 84 | 84 |
| 19 | 33 | 90 | 10 | 10 | 90 | 27 | 10 | 10 | 10 | 10 | 10 | 10 | 10 | 90 | 90 | 90 |
| 20 | 10 | 10 | 90 | 90 | 27 | 90 | 90 | 90 | 90 | 90 | 90 | 90 | 90 | 82 | 82 | 82 |
| 21 | 21 | 21 | 82 | 82 | 82 | 82 | 82 | 82 | 82 | 82 | 82 | 82 | 82 | 21 | 21 | 21 |
| 22 | 82 | 82 | 21 | 21 | 21 | 21 | 21 | 21 | 21 | 21 | 21 | 21 | 21 | 93 | 93 | 93 |
| 23 | 91 | 85 | 85 | 91 | 91 | 91 | 91 | 91 | 91 | 93 | 93 | 93 | 93 | 91 | 91 | 91 |
| 24 | 85 | 91 | 91 | 93 | 93 | 93 | 93 | 93 | 91 | 91 | 91 | 91 | 91 | 91 | 91 | 91 |
| 25 | 93 | 93 | 93 | | | | | | | | | | | | | |

| Final Result | | |
|--------------|-------------------|----------|
| 1 | 4 TAVANO S. | Giri 15 |
| 2 | 68 BRIGLIADORI E. | 7.494 |
| 3 | 31 CECCON K. | 11.234 |
| 4 | 14 STEFANOVSKI I. | 12.704 |
| 5 | 13 BURI A. (P) | 13.245 |
| 6 | 8 BALDAN N. | 25.713 |
| 7 | 9 POLONI M. | 30.926 |
| 8 | 24 GIACON J. | 35.254 |
| 9 | 16 LEONOV E. | 35.712 |
| 10 | 47 CARMINATI E. | 36.854 |
| 11 | 25 VAHEL M. | 41.100 |
| 12 | 61 IMBERTI M. | 52.808 |
| 13 | 6 GURRIERI R. | 55.608 |
| 14 | 27 RUBEN V. | 58.764 |
| 15 | 59 KOURIL D. | 59.948 |
| 16 | 11 REDUZZI D. (P) | 1'01.467 |
| 17 | 10 PAOLINO F. | 1'02.108 |
| 18 | 84 DI MARE S. | 1'04.816 |
| 19 | 90 BABUIN D. | 1'11.580 |
| 20 | 82 BUTTI M. | 1'15.559 |
| 21 | 21 GUIDA N. | 1'27.687 |
| 22 | 93 FIORUCCI O. | 1 Giro |
| 23 | 91 DE VIRGILIO G. | 1 Giro |
| 24 | 33 ROMAGNOLI R. | 3 Giri |
| RIT | 85 FANTILLI G. | 12 Giri |





ACI Racing Weekend Monza, 30 Aprile - 2 Maggio 2021
TCR Italy - Best Sectors & Speed Gara 1

Monza 5.793 m

CLASSIFICA

| | | | | |
|-----|----|----------------------|------------------------|----------|
| 1 | 4 | TAVANO Salvatore | Cupra Leon Competicion | Giri 15 |
| 2 | 68 | BRIGLIADORI Eric | Audi Rs3 LMS | 7.494 |
| 3 | 31 | CECCON Kevin | Hvundai i30 N TCR | 11.234 |
| 4 | 14 | STEFANOVSKI Igor | Hvundai i30 N TCR | 12.704 |
| 5 | 13 | BURI Antti | Hvundai i30 N TCR | 13.245 |
| 6 | 8 | BALDAN Nicola | Hvundai i30 N TCR | 25.713 |
| 7 | 9 | POLONI Matteo | Audi Rs3 LMS | 30.926 |
| 8 | 24 | GIACON Jonathan | Honda Civic H70 FK7 | 35.254 |
| 9 | 16 | LEONOV Evgenii | Cupra Leon Competicion | 35.712 |
| 10 | 47 | CARMINATI Ettore | Hvundai i30 N TCR | 36.854 |
| 11 | 25 | VAHTEL Mattias | Honda Civic H56 FK7 | 41.100 |
| 12 | 61 | IMBERTI Michele | Cupra Leon Competicion | 52.808 |
| 13 | 6 | GURRIERI Raffaele | Cupra Leon TCR | 55.608 |
| 14 | 27 | RUBEN Volt | Honda Civic H56 FK7 | 58.764 |
| 15 | 59 | KOURIL Dusan Jr. | Hvundai i30 N TCR | 59.948 |
| 16 | 11 | REDUZZI Damiano | Hvundai i30 N TCR | 1'01.467 |
| 17 | 10 | PAOLINO Federico | Cupra Leon Competicion | 1'02.108 |
| 18 | 84 | DI MARE Sabatino | Cupra TCR DSG | 1'04.816 |
| 19 | 90 | BABUIN Denis | Cupra TCR DSG | 1'11.580 |
| 20 | 82 | BUTTI Marco | VW Golf TCR | 1'15.559 |
| 21 | 21 | GUIDA Nicola | Cupra Leon TCR | 1'27.687 |
| 22 | 93 | FIORUCCI Omar | Audi Rs3 LMS | 1 Giro |
| 23 | 91 | DE VIRGILIO Giuseppe | VW Golf TCR | 1 Giro |
| 24 | 33 | ROMAGNOLI Riccardo | Cupra Leon TCR | 3 Giri |
| RIT | 85 | FANTILLI Giorgio | Cupra TCR DSG | 12 Giri |

SPEED

| | | | | |
|----|----|----------------------|------------------------|-------|
| 1 | 11 | REDUZZI Damiano | Hyundai i30 N TCR | 222,2 |
| 2 | 14 | STEFANOVSKI Igor | Hyundai i30 N TCR | 220,4 |
| 3 | 59 | KOURIL Dusan Jr. | Hyundai i30 N TCR | 220,4 |
| 4 | 27 | RUBEN Volt | Honda Civic H56 FK7 | 219,1 |
| 5 | 6 | GURRIERI Raffaele | Cupra Leon TCR | 218,6 |
| 6 | 13 | BURI Antti | Hyundai i30 N TCR | 212,2 |
| 7 | 8 | BALDAN Nicola | Hyundai i30 N TCR | 209,3 |
| 8 | 16 | LEONOV Evgenii | Cupra Leon Competicion | 209,3 |
| 9 | 4 | TAVANO Salvatore | Cupra Leon Competicion | 208,9 |
| 10 | 31 | CECCON Kevin | Hyundai i30 N TCR | 208,1 |
| 11 | 25 | VAHTEL Mattias | Honda Civic H56 FK7 | 206,5 |
| 12 | 93 | FIORUCCI Omar | Audi Rs3 LMS | 206,1 |
| 13 | 24 | GIACON Jonathan | Honda Civic H70 FK7 | 203,8 |
| 14 | 68 | BRIGLIADORI Eric | Audi Rs3 LMS | 201,5 |
| 15 | 21 | GUIDA Nicola | Cupra Leon TCR | 201,1 |
| 16 | 9 | POLONI Matteo | Audi Rs3 LMS | 200,7 |
| 17 | 61 | IMBERTI Michele | Cupra Leon Competicion | 200,4 |
| 18 | 33 | ROMAGNOLI Riccardo | Cupra Leon TCR | 198,5 |
| 19 | 10 | PAOLINO Federico | Cupra Leon Competicion | 197,1 |
| 20 | 91 | DE VIRGILIO Giuseppe | VW Golf TCR | 196,0 |
| 21 | 82 | BUTTI Marco | VW Golf TCR | 193,9 |
| 22 | 90 | BABUIN Denis | Cupra TCR DSG | 192,2 |
| 23 | 47 | CARMINATI Ettore | Hyundai i30 N TCR | 191,2 |
| 24 | 84 | DI MARE Sabatino | Cupra TCR DSG | 188,2 |
| 25 | 85 | FANTILLI Giorgio | Cupra TCR DSG | 174,5 |

SEG. 1

| | | | |
|----|----|----------------------|--------|
| 1 | 59 | KOURIL Dusan Jr. | 40.485 |
| 2 | 8 | BALDAN Nicola | 40.724 |
| 3 | 68 | BRIGLIADORI Eric | 41.286 |
| 4 | 61 | IMBERTI Michele | 41.519 |
| 5 | 4 | TAVANO Salvatore | 41.563 |
| 6 | 33 | ROMAGNOLI Riccardo | 41.643 |
| 7 | 6 | GURRIERI Raffaele | 41.715 |
| 8 | 13 | BURI Antti | 41.762 |
| 9 | 11 | REDUZZI Damiano | 41.811 |
| 10 | 31 | CECCON Kevin | 41.818 |
| 11 | 16 | LEONOV Evgenii | 41.848 |
| 12 | 9 | POLONI Matteo | 41.923 |
| 13 | 14 | STEFANOVSKI Igor | 41.960 |
| 14 | 25 | VAHTEL Mattias | 42.192 |
| 15 | 47 | CARMINATI Ettore | 42.273 |
| 16 | 10 | PAOLINO Federico | 42.277 |
| 17 | 84 | DI MARE Sabatino | 42.303 |
| 18 | 21 | GUIDA Nicola | 42.386 |
| 19 | 27 | RUBEN Volt | 42.442 |
| 20 | 24 | GIACON Jonathan | 42.467 |
| 21 | 82 | BUTTI Marco | 42.472 |
| 22 | 90 | BABUIN Denis | 42.851 |
| 23 | 85 | FANTILLI Giorgio | 43.397 |
| 24 | 91 | DE VIRGILIO Giuseppe | 43.538 |
| 25 | 93 | FIORUCCI Omar | 43.754 |

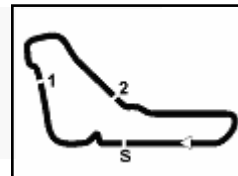
SEG. 2

| | | | |
|----|----|----------------------|--------|
| 1 | 8 | BALDAN Nicola | 44.616 |
| 2 | 13 | BURI Antti | 44.881 |
| 3 | 14 | STEFANOVSKI Igor | 45.091 |
| 4 | 59 | KOURIL Dusan Jr. | 45.394 |
| 5 | 4 | TAVANO Salvatore | 45.401 |
| 6 | 31 | CECCON Kevin | 45.416 |
| 7 | 25 | VAHTEL Mattias | 45.461 |
| 8 | 68 | BRIGLIADORI Eric | 45.506 |
| 9 | 24 | GIACON Jonathan | 45.646 |
| 10 | 16 | LEONOV Evgenii | 45.664 |
| 11 | 11 | REDUZZI Damiano | 45.721 |
| 12 | 47 | CARMINATI Ettore | 45.795 |
| 13 | 9 | POLONI Matteo | 45.893 |
| 14 | 61 | IMBERTI Michele | 45.926 |
| 15 | 27 | RUBEN Volt | 46.449 |
| 16 | 10 | PAOLINO Federico | 46.459 |
| 17 | 6 | GURRIERI Raffaele | 46.529 |
| 18 | 21 | GUIDA Nicola | 46.557 |
| 19 | 90 | BABUIN Denis | 46.631 |
| 20 | 33 | ROMAGNOLI Riccardo | 46.867 |
| 21 | 82 | BUTTI Marco | 46.968 |
| 22 | 84 | DI MARE Sabatino | 47.090 |
| 23 | 93 | FIORUCCI Omar | 48.135 |
| 24 | 85 | FANTILLI Giorgio | 48.299 |
| 25 | 91 | DE VIRGILIO Giuseppe | 48.911 |

SEG. 3

| | | | |
|----|----|----------------------|--------|
| 1 | 8 | BALDAN Nicola | 46.125 |
| 2 | 27 | RUBEN Volt | 46.297 |
| 3 | 14 | STEFANOVSKI Igor | 46.307 |
| 4 | 4 | TAVANO Salvatore | 46.341 |
| 5 | 25 | VAHTEL Mattias | 46.356 |
| 6 | 13 | BURI Antti | 46.438 |
| 7 | 68 | BRIGLIADORI Eric | 46.438 |
| 8 | 16 | LEONOV Evgenii | 46.439 |
| 9 | 31 | CECCON Kevin | 46.589 |
| 10 | 47 | CARMINATI Ettore | 46.693 |
| 11 | 11 | REDUZZI Damiano | 46.722 |
| 12 | 6 | GURRIERI Raffaele | 46.834 |
| 13 | 33 | ROMAGNOLI Riccardo | 46.940 |
| 14 | 61 | IMBERTI Michele | 46.946 |
| 15 | 59 | KOURIL Dusan Jr. | 46.956 |
| 16 | 24 | GIACON Jonathan | 47.088 |
| 17 | 9 | POLONI Matteo | 47.120 |
| 18 | 10 | PAOLINO Federico | 47.171 |
| 19 | 84 | DI MARE Sabatino | 47.493 |
| 20 | 82 | BUTTI Marco | 47.497 |
| 21 | 90 | BABUIN Denis | 47.572 |
| 22 | 21 | GUIDA Nicola | 48.518 |
| 23 | 93 | FIORUCCI Omar | 48.884 |
| 24 | 85 | FANTILLI Giorgio | 49.024 |
| 25 | 91 | DE VIRGILIO Giuseppe | 49.284 |





ACI Racing Weekend Monza, 30 Aprile - 2 Maggio 2021

TCR Italy - Analisi Tempi Gara 1

Monza 5.793 m

Start at 13:43'01.696

1 / 4

| 4 S. TAVANO (2'13.757) | | | | | | |
|------------------------|---------------|---------------|---------------|-----------------|--------------|--------------|
| Giro | Seg.1 | Seg.2 | Seg.3 | T. Giro | km/h | Local Time |
| 1 | | 46.696 | 46.990 | 2'18.824 | | 13:45'20.520 |
| 2 | 41.909 | 45.401 | 46.501 | 2'13.811 | 174,8 | 13:47'34.331 |
| 3 | 41.563 | 45.808 | 47.139 | 2'14.510 | 190,8 | 13:49'48.841 |
| 4 | 41.988 | 45.768 | 46.516 | 2'14.272 | 183,4 | 13:52'03.113 |
| 5 | 42.056 | 45.468 | 46.341 | 2'13.865 | 187,2 | 13:54'16.978 |
| 6 | 41.972 | 45.870 | 46.745 | 2'14.587 | 188,2 | 13:56'31.565 |
| 7 | 41.947 | 45.480 | 46.574 | 2'14.001 | 196,0 | 13:58'45.566 |
| 8 | 41.582 | 45.505 | 46.670 | 2'13.757 | 208,9 | 14:00'59.323 |
| 9 | 41.914 | 46.231 | 46.667 | 2'14.812 | 204,9 | 14:03'14.135 |
| 10 | 41.610 | 45.584 | 46.709 | 2'13.903 | 200,7 | 14:05'28.038 |
| 11 | 41.735 | 46.069 | 46.528 | 2'14.332 | 198,9 | 14:07'42.370 |
| 12 | 41.964 | 46.743 | 46.626 | 2'15.333 | 187,5 | 14:09'57.703 |
| 13 | 41.843 | 45.864 | 46.743 | 2'14.450 | 199,3 | 14:12'12.153 |
| 14 | 41.820 | 46.312 | 47.420 | 2'15.552 | 197,4 | 14:14'27.705 |
| 15 | 41.974 | 46.768 | 47.656 | 2'16.398 | 189,5 | 14:16'44.103 |

Tempo di gara 33'42.407

| 6 R. GURRIERI (2'15.918) | | | | | | |
|--------------------------|---------------|---------------|---------------|-----------------|--------------|--------------|
| Giro | Seg.1 | Seg.2 | Seg.3 | T. Giro | km/h | Local Time |
| 1 | | 48.723 | 47.769 | 2'27.833 | | 13:45'29.529 |
| 2 | 45.078 | 47.851 | 48.540 | 2'21.469 | 181,5 | 13:47'50.998 |
| 3 | 42.486 | 47.515 | 47.931 | 2'17.932 | 183,1 | 13:50'08.930 |
| 4 | 42.972 | 48.258 | 47.835 | 2'19.065 | 193,2 | 13:52'27.995 |
| 5 | 42.832 | 48.503 | 48.160 | 2'19.495 | 176,5 | 13:54'47.490 |
| 6 | 42.439 | 46.743 | 48.071 | 2'17.253 | 175,9 | 13:57'04.743 |
| 7 | 41.906 | 47.064 | 47.757 | 2'16.727 | 184,0 | 13:59'21.470 |
| 8 | 42.176 | 46.908 | 46.834 | 2'15.918 | 191,5 | 14:01'37.388 |
| 9 | 41.715 | 47.064 | 47.546 | 2'16.325 | 218,6 | 14:03'53.713 |
| 10 | 42.328 | 46.529 | 47.552 | 2'16.409 | 206,9 | 14:06'10.122 |
| 11 | 42.404 | 47.254 | 47.139 | 2'16.797 | 202,2 | 14:08'26.919 |
| 12 | 43.032 | 47.100 | 47.428 | 2'17.560 | 201,5 | 14:10'44.479 |
| 13 | 42.294 | 47.173 | 48.559 | 2'18.026 | 179,1 | 14:13'02.505 |
| 14 | 42.597 | 47.797 | 48.611 | 2'19.005 | 197,1 | 14:15'21.510 |
| 15 | 43.009 | 47.342 | 47.850 | 2'18.201 | 185,6 | 14:17'39.711 |

Tempo di gara 34'38.015

| 8 N. BALDAN (2'13.611) | | | | | | |
|------------------------|---------------|---------------|---------------|-----------------|--------------|--------------|
| Giro | Seg.1 | Seg.2 | Seg.3 | T. Giro | km/h | Local Time |
| 1 | | 47.438 | 48.278 | 2'22.442 | | 13:45'24.138 |
| 2 | 44.629 | 46.362 | 47.995 | 2'18.986 | 145,6 | 13:47'43.124 |
| 3 | 43.268 | 45.915 | 47.477 | 2'16.660 | 169,3 | 13:49'59.784 |
| 4 | 40.724 | 46.160 | 46.727 | 2'13.611 | 209,3 | 13:52'13.395 |
| 5 | 47.830 | 46.471 | 47.203 | 2'21.504 | 140,1 | 13:54'34.899 |
| 6 | 42.786 | 45.616 | 46.411 | 2'14.813 | 177,9 | 13:56'49.712 |
| 7 | 43.855 | 44.616 | 46.218 | 2'14.689 | 170,1 | 13:59'04.401 |
| 8 | 42.579 | 44.941 | 47.274 | 2'14.794 | 175,3 | 14:01'19.195 |
| 9 | 42.912 | 47.005 | 46.125 | 2'16.042 | 181,2 | 14:03'35.237 |
| 10 | 42.731 | 45.942 | 47.952 | 2'16.625 | 172,8 | 14:05'51.862 |
| 11 | 42.453 | 46.241 | 46.864 | 2'15.558 | 184,9 | 14:08'07.420 |
| 12 | 42.405 | 46.681 | 46.470 | 2'15.556 | 191,5 | 14:10'22.976 |
| 13 | 42.286 | 46.179 | 46.943 | 2'15.408 | 194,6 | 14:12'38.384 |
| 14 | 42.223 | 46.186 | 47.118 | 2'15.527 | 191,5 | 14:14'53.911 |
| 15 | 42.118 | 46.284 | 47.503 | 2'15.905 | 204,9 | 14:17'09.816 |

Tempo di gara 34'08.120

| 9 M. POLONI (2'15.195) | | | | | | |
|------------------------|--------|---------------|--------|-----------------|-------|--------------|
| Giro | Seg.1 | Seg.2 | Seg.3 | T. Giro | km/h | Local Time |
| 1 | | 46.023 | 47.319 | 2'17.988 | | 13:45'19.684 |
| 2 | 43.405 | 46.941 | 47.375 | 2'17.721 | 181,2 | 13:47'37.405 |
| 3 | 41.930 | 46.065 | 47.200 | 2'15.195 | 189,5 | 13:49'52.600 |
| 4 | 42.076 | 45.893 | 49.019 | 2'16.988 | 185,6 | 13:52'09.588 |
| 5 | 42.355 | 46.101 | 47.390 | 2'15.846 | 186,2 | 13:54'25.434 |

| | | | | | | |
|----|---------------|--------|---------------|----------|--------------|--------------|
| 6 | 42.394 | 47.133 | 47.320 | 2'16.847 | 184,9 | 13:56'42.281 |
| 7 | 41.923 | 46.999 | 47.447 | 2'16.369 | 195,7 | 13:58'58.650 |
| 8 | 42.111 | 46.614 | 47.120 | 2'15.845 | 200,7 | 14:01'14.495 |
| 9 | 42.167 | 46.845 | 47.475 | 2'16.487 | 193,2 | 14:03'30.982 |
| 10 | 42.321 | 47.068 | 47.761 | 2'17.150 | 200,7 | 14:05'48.132 |
| 11 | 42.449 | 46.883 | 47.609 | 2'16.941 | 184,3 | 14:08'05.073 |
| 12 | 41.982 | 46.985 | 47.617 | 2'16.584 | 199,6 | 14:10'21.657 |
| 13 | 42.545 | 46.778 | 48.017 | 2'17.340 | 187,8 | 14:12'38.997 |
| 14 | 42.457 | 47.134 | 47.587 | 2'17.178 | 174,2 | 14:14'56.175 |
| 15 | 42.281 | 48.407 | 48.166 | 2'18.854 | 196,4 | 14:17'15.029 |

Tempo di gara 34'13.333

| 10 F. PAOLINO (2'16.748) | | | | | | |
|--------------------------|---------------|---------------|---------------|-----------------|--------------|--------------|
| Giro | Seg.1 | Seg.2 | Seg.3 | T. Giro | km/h | Local Time |
| 1 | | 48.662 | 49.149 | 2'30.355 | | 13:45'32.051 |
| 2 | 43.691 | 47.514 | 49.179 | 2'20.384 | 162,2 | 13:47'52.435 |
| 3 | 43.342 | 46.459 | 48.687 | 2'18.488 | 164,1 | 13:50'10.923 |
| 4 | 42.964 | 48.168 | 48.851 | 2'19.983 | 180,9 | 13:52'30.906 |
| 5 | 43.215 | 47.855 | 48.879 | 2'19.949 | 193,2 | 13:54'50.855 |
| 6 | 42.299 | 47.365 | 48.260 | 2'17.924 | 190,8 | 13:57'08.779 |
| 7 | 42.509 | 47.315 | 47.955 | 2'17.779 | 197,1 | 13:59'26.558 |
| 8 | 43.087 | 46.978 | 47.519 | 2'17.584 | 170,3 | 14:01'44.142 |
| 9 | 42.446 | 47.184 | 47.831 | 2'17.461 | 182,7 | 14:04'01.603 |
| 10 | 42.890 | 47.438 | 47.716 | 2'18.044 | 183,7 | 14:06'19.647 |
| 11 | 42.277 | 46.856 | 47.615 | 2'16.748 | 182,7 | 14:08'36.395 |
| 12 | 43.208 | 46.618 | 47.639 | 2'17.465 | 182,4 | 14:10'53.860 |
| 13 | 42.708 | 47.150 | 47.171 | 2'17.029 | 166,2 | 14:13'10.889 |
| 14 | 42.446 | 47.317 | 47.954 | 2'17.717 | 177,3 | 14:15'28.606 |
| 15 | 42.371 | 46.514 | 48.720 | 2'17.605 | 180,3 | 14:17'46.211 |

Tempo di gara 34'44.515

| 11 D. REDUZZI (2'14.889) | | | | | | |
|--------------------------|---------------|---------------|---------------|-----------------|--------------|--------------|
| Giro | Seg.1 | Seg.2 | Seg.3 | T. Giro | km/h | Local Time |
| 1 | | 47.403 | 46.722 | 2'22.029 | | 13:45'23.725 |
| 2 | 43.497 | 46.114 | 47.054 | 2'16.665 | 163,4 | 13:47'40.390 |
| 3 | 43.443 | 45.984 | 48.532 | 2'17.959 | 163,4 | 13:49'58.349 |
| 4 | 44.470 | 45.839 | 47.916 | 2'18.225 | 181,2 | 13:52'16.574 |
| 5 | 42.962 | 45.875 | 47.897 | 2'16.734 | 191,5 | 13:54'33.308 |
| 6 | 41.811 | 45.721 | 47.357 | 2'14.889 | 198,2 | 13:56'48.197 |
| 7 | 45.679 | 45.874 | 47.262 | 2'18.815 | 149,0 | 13:59'07.012 |
| 8 | 43.099 | 46.564 | 47.057 | 2'16.720 | 188,8 | 14:01'23.732 |
| 9 | 42.259 | 46.097 | 47.177 | 2'15.533 | 188,8 | 14:03'39.265 |
| 10 | 43.429 | 46.198 | 47.160 | 2'16.787 | 222,2 | 14:05'56.052 |
| 11 | 42.493 | 46.439 | 47.302 | 2'16.234 | 198,5 | 14:08'12.286 |
| 12 | 42.422 | 46.731 | 47.571 | 2'16.724 | 213,0 | 14:10'29.010 |
| 13 | 43.102 | 46.215 | 46.839 | 2'16.156 | 191,8 | 14:12'45.166 |
| 14 | 42.598 | 46.583 | 48.482 | 2'17.663 | 206,5 | 14:15'02.829 |
| 15 | 42.800 | 47.002 | 47.939 | 2'17.741 | 203,8 | 14:17'20.570 |

Tempo di gara 34'18.874 + 25.000Pen

| 13 A. BURI (2'13.785) | | | | | | |
|-----------------------|---------------|---------------|---------------|-----------------|--------------|--------------|
| Giro | Seg.1 | Seg.2 | Seg.3 | T. Giro | km/h | Local Time |
| 1 | | 47.585 | 48.218 | 2'22.116 | | 13:45'23.812 |
| 2 | 42.699 | 46.500 | 46.592 | 2'15.791 | 174,2 | 13:47'39.603 |
| 3 | 41.762 | 44.881 | 47.142 | 2'13.785 | 189,5 | 13:49'53.388 |
| 4 | 41.793 | 45.745 | 47.006 | 2'14.544 | 212,2 | 13:52'07.932 |
| 5 | 42.341 | 46.255 | 47.167 | 2'15.763 | 190,1 | 13:54'23.695 |
| 6 | 42.167 | 45.241 | 46.681 | 2'14.089 | 201,1 | 13:56'37.784 |
| 7 | 41.926 | 45.159 | 46.843 | 2'13.928 | 210,5 | 13:58'51.712 |
| 8 | 42.499 | 45.660 | 46.703 | 2'14.862 | 195,7 | 14:01'06.574 |
| 9 | 42.050 | 45.883 | 46.676 | 2'14.609 | 204,2 | 14:03'21.183 |
| 10 | 42.143 | 45.737 | 46.666 | 2'14.546 | 196,7 | 14:05'35.729 |
| 11 | 42.469 | 46.272 | 46.874 | 2'15.615 | 196,0 | 14:07'51.344 |
| 12 | 42.230 | 46.159 | 46.438 | 2'14.827 | 194,2 | 14:10'06.171 |

01/05/2021

P = Box In/Out - C = Tempo Invalidato



Powered by FICr PERUGIA TIMING





ACI Racing Weekend Monza, 30 Aprile - 2 Maggio 2021

TCR Italy - Analisi Tempi Gara 1

Monza 5.793 m

Start at 13:43'01.696

2 / 4

| | | | | | | | | | | | | |
|----|--------|--------|--------|----------|-------|--------------|---|---------------|---------------|--------|----------|--------------------|
| 13 | 42.625 | 45.933 | 47.127 | 2'15.685 | 197,1 | 14:12'21.856 | 1 | | 46.690 | 47.851 | 2'19.568 | 13:45'21.264 |
| 14 | 42.073 | 45.709 | 47.086 | 2'14.868 | 197,8 | 14:14'36.724 | 2 | 43.608 | 45.646 | 47.340 | 2'16.594 | 176,5 13:47'37.858 |
| 15 | 42.336 | 46.076 | 47.212 | 2'15.624 | 182,1 | 14:16'52.348 | 3 | 42.467 | 45.985 | 47.843 | 2'16.295 | 186,2 13:49'54.153 |

Tempo di gara 33'50.652 + 5.000Pen

14 I. STEFANOVSKI (2'13.846)

| Giro | Seg.1 | Seg.2 | Seg.3 | T. Giro | km/h | Local Time |
|------|---------------|---------------|---------------|-----------------|--------------|--------------|
| 1 | | 45.478 | 47.446 | 2'17.268 | | 13:45'18.964 |
| 2 | 41.960 | 45.579 | 46.307 | 2'13.846 | 196,7 | 13:47'32.810 |
| 3 | 42.415 | 46.114 | 47.059 | 2'15.588 | 196,4 | 13:49'48.398 |
| 4 | 42.164 | 46.349 | 47.020 | 2'15.533 | 197,1 | 13:52'03.931 |
| 5 | 42.684 | 46.008 | 46.716 | 2'15.408 | 172,8 | 13:54'19.339 |
| 6 | 42.499 | 45.091 | 46.433 | 2'14.023 | 190,1 | 13:56'33.362 |
| 7 | 42.099 | 45.611 | 46.870 | 2'14.580 | 185,9 | 13:58'47.942 |
| 8 | 42.729 | 45.197 | 46.793 | 2'14.719 | 194,6 | 14:01'02.661 |
| 9 | 42.370 | 46.919 | 46.836 | 2'16.125 | 220,4 | 14:03'18.786 |
| 10 | 42.263 | 45.768 | 46.990 | 2'15.021 | 196,0 | 14:05'33.807 |
| 11 | 42.435 | 46.516 | 46.947 | 2'15.898 | 212,2 | 14:07'49.705 |
| 12 | 42.718 | 46.647 | 47.522 | 2'16.887 | 191,5 | 14:10'06.592 |
| 13 | 43.348 | 46.845 | 47.966 | 2'18.159 | 198,2 | 14:12'24.751 |
| 14 | 42.729 | 46.969 | 47.239 | 2'16.937 | 184,0 | 14:14'41.688 |
| 15 | 42.078 | 46.003 | 47.038 | 2'15.119 | 189,8 | 14:16'56.807 |

Tempo di gara 33'55.111

16 E. LEONOV (2'14.371)

| Giro | Seg.1 | Seg.2 | Seg.3 | T. Giro | km/h | Local Time |
|------|---------------|---------------|---------------|-----------------|--------------|--------------|
| 1 | | 47.209 | 47.247 | 2'21.563 | | 13:45'23.259 |
| 2 | 42.181 | 46.394 | 47.202 | 2'15.777 | 188,5 | 13:47'39.036 |
| 3 | 43.945 | 46.519 | 47.375 | 2'17.839 | 196,0 | 13:49'56.875 |
| 4 | 42.451 | 46.123 | 47.055 | 2'15.629 | 164,9 | 13:52'12.504 |
| 5 | 43.445 | 45.668 | 46.808 | 2'15.921 | 165,4 | 13:54'28.425 |
| 6 | 43.487 | 46.643 | 46.439 | 2'16.569 | 157,9 | 13:56'44.994 |
| 7 | 41.848 | 46.238 | 47.406 | 2'15.492 | 177,3 | 13:59'00.486 |
| 8 | 42.073 | 47.278 | 47.340 | 2'16.691 | 182,4 | 14:01'17.177 |
| 9 | 43.960 | 45.683 | 47.581 | 2'17.224 | 209,3 | 14:03'34.401 |
| 10 | 42.083 | 47.634 | 47.425 | 2'17.142 | 190,1 | 14:05'51.543 |
| 11 | 42.077 | 47.462 | 48.060 | 2'17.599 | 189,1 | 14:08'09.142 |
| 12 | 42.207 | 45.664 | 46.500 | 2'14.371 | 177,0 | 14:10'23.513 |
| 13 | 43.519 | 46.226 | 46.990 | 2'16.735 | 198,9 | 14:12'40.248 |
| 14 | 42.074 | 47.178 | 47.368 | 2'16.620 | 182,4 | 14:14'56.868 |
| 15 | 41.950 | 52.620 | 48.377 | 2'22.947 | 184,9 | 14:17'19.815 |

Tempo di gara 34'18.119

21 N. GUIDA (2'17.896)

| Giro | Seg.1 | Seg.2 | Seg.3 | T. Giro | km/h | Local Time |
|------|---------------|---------------|---------------|-----------------|--------------|--------------|
| 1 | | 49.570 | 49.792 | 2'32.148 | | 13:45'33.844 |
| 2 | 44.150 | 46.841 | 49.804 | 2'20.795 | 164,1 | 13:47'54.639 |
| 3 | 43.045 | 47.135 | 50.386 | 2'20.566 | 186,9 | 13:50'15.205 |
| 4 | 43.798 | 48.335 | 50.515 | 2'22.648 | 160,5 | 13:52'37.853 |
| 5 | 43.203 | 48.198 | 49.592 | 2'20.993 | 179,1 | 13:54'58.846 |
| 6 | 43.294 | 48.180 | 49.973 | 2'21.447 | 182,1 | 13:57'20.293 |
| 7 | 43.395 | 47.851 | 49.564 | 2'20.810 | 184,9 | 13:59'41.103 |
| 8 | 42.670 | 47.509 | 49.293 | 2'19.472 | 195,3 | 14:02'00.575 |
| 9 | 42.591 | 46.730 | 49.270 | 2'18.591 | 191,2 | 14:04'19.166 |
| 10 | 42.496 | 46.857 | 48.543 | 2'17.896 | 201,1 | 14:06'37.062 |
| 11 | 42.386 | 47.395 | 48.518 | 2'18.299 | 197,8 | 14:08'55.361 |
| 12 | 43.336 | 46.623 | 48.620 | 2'18.579 | 188,5 | 14:11'13.940 |
| 13 | 42.917 | 46.838 | 49.878 | 2'19.633 | 188,8 | 14:13'33.573 |
| 14 | 43.070 | 47.240 | 49.233 | 2'19.543 | 193,2 | 14:15'53.116 |
| 15 | 42.781 | 46.557 | 49.336 | 2'18.674 | 197,4 | 14:18'11.790 |

Tempo di gara 35'10.094

24 J. GIACON (2'16.199)

| Giro | Seg.1 | Seg.2 | Seg.3 | T. Giro | km/h | Local Time |
|------|-------|-------|-------|---------|------|------------|
|------|-------|-------|-------|---------|------|------------|

25 M. VAHTEL (2'15.495)

| Giro | Seg.1 | Seg.2 | Seg.3 | T. Giro | km/h | Local Time |
|------|---------------|---------------|---------------|-----------------|--------------|--------------|
| 1 | | 47.022 | 46.745 | 2'19.870 | | 13:45'21.566 |
| 2 | 43.536 | 48.837 | 48.010 | 2'20.383 | 167,7 | 13:47'41.949 |
| 3 | 42.819 | 45.461 | 47.467 | 2'15.747 | 169,3 | 13:49'57.696 |
| 4 | 49.404 | 46.314 | 46.933 | 2'22.651 | 158,1 | 13:52'20.347 |
| 5 | 42.997 | 47.313 | 46.778 | 2'17.088 | 180,6 | 13:54'37.435 |
| 6 | 46.025 | 46.570 | 46.718 | 2'19.313 | 122,9 | 13:56'56.748 |
| 7 | 44.005 | 46.125 | 46.356 | 2'16.486 | 194,6 | 13:59'13.234 |
| 8 | 42.641 | 47.509 | 46.873 | 2'17.023 | 190,5 | 14:01'30.257 |
| 9 | 42.192 | 46.955 | 46.663 | 2'15.810 | 206,5 | 14:03'46.067 |
| 10 | 42.963 | 46.941 | 46.413 | 2'16.317 | 188,8 | 14:06'02.384 |
| 11 | 43.097 | 46.863 | 46.579 | 2'16.539 | 161,2 | 14:08'18.923 |
| 12 | 42.829 | 46.552 | 46.475 | 2'15.856 | 175,0 | 14:10'34.779 |
| 13 | 42.438 | 46.532 | 46.525 | 2'15.495 | 182,4 | 14:12'50.274 |
| 14 | 42.202 | 46.704 | 48.166 | 2'17.072 | 192,5 | 14:15'07.346 |
| 15 | 42.937 | 47.575 | 47.345 | 2'17.857 | 163,9 | 14:17'25.203 |

Tempo di gara 34'23.507

27 V. RUBEN (2'15.494)

| Giro | Seg.1 | Seg.2 | Seg.3 | T. Giro | km/h | Local Time |
|------|---------------|---------------|---------------|-----------------|--------------|--------------|
| 1 | | 48.845 | 48.033 | 2'28.275 | | 13:45'29.971 |
| 2 | 42.751 | 47.163 | 47.160 | 2'17.074 | 180,6 | 13:47'47.045 |
| 3 | 43.718 | 46.477 | 47.651 | 2'17.846 | 158,4 | 13:50'04.891 |
| 4 | 46.651 | 47.821 | 47.603 | 2'22.075 | 210,9 | 13:52'26.966 |
| 5 | 43.298 | 54.493 | 47.309 | 2'25.100 | 173,1 | 13:54'52.066 |
| 6 | 44.049 | 46.944 | 46.767 | 2'17.760 | 179,7 | 13:57'09.826 |
| 7 | 42.442 | 46.857 | 47.126 | 2'16.425 | 211,4 | 13:59'26.251 |
| 8 | 42.446 | 46.449 | 46.599 | 2'15.494 | 186,5 | 14:01'41.745 |
| 9 | 42.510 | 46.751 | 46.891 | 2'16.152 | 219,1 | 14:03'57.897 |
| 10 | 43.786 | 47.033 | 47.033 | 2'17.852 | 167,4 | 14:06'15.749 |
| 11 | 43.559 | 47.662 | 47.154 | 2'18.375 | 171,2 | 14:08'34.124 |
| 12 | 43.101 | 47.494 | 46.297 | 2'16.892 | 175,9 | 14:10'51.016 |
| 13 | 42.931 | 46.645 | 46.695 | 2'16.271 | 179,4 | 14:13'07.287 |
| 14 | 43.016 | 47.132 | 47.612 | 2'17.760 | 173,4 | 14:15'25.047 |
| 15 | 42.812 | 47.062 | 47.946 | 2'17.820 | 175,3 | 14:17'42.867 |

Tempo di gara 34'41.171

31 K. CECCON (2'14.434)

| Giro | Seg.1 | Seg.2 | Seg.3 | T. Giro | km/h | Local Time |
|------|--------|---------------|---------------|----------|-------|--------------|
| 1 | | 46.794 | 47.190 | 2'19.592 | | 13:45'21.288 |
| 2 | 42.562 | 45.766 | 46.589 | 2'14.917 | 185,9 | 13:47'36.205 |
| 3 | 41.821 | 45.416 | 47.278 | 2'14.515 | 198,5 | 13:49'50.720 |
| 4 | 42.233 | 45.530 | 46.841 | 2'14.604 | 189,5 | 13:52'05.324 |
| 5 | 42.849 | 45.602 | 47.194 | 2'15.645 | 171,2 | 13:54'20.969 |
| 6 | 42.762 | 45.871 | 46.654 | 2'15.287 | 171,2 | 13:56'36.256 |
| 7 | 42.089 | 46.388 | 46.734 | 2'15.211 | 205,7 | 13:58'51.467 |

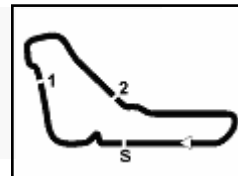
01/05/2021

P = Box In/Out - C = Tempo Invalidato



Powered by FICr PERUGIA TIMING





ACI Racing Weekend Monza, 30 Aprile - 2 Maggio 2021

TCR Italy - Analisi Tempi Gara 1

Start at 13:43'01.696

3 / 4

| | | | | | | |
|----|---------------|--------|--------|-----------------|--------------|--------------|
| 8 | 41.997 | 45.570 | 46.867 | 2'14.434 | 193,9 | 14:01'05.901 |
| 9 | 41.818 | 45.483 | 47.191 | 2'14.492 | 194,2 | 14:03'20.393 |
| 10 | 42.241 | 45.913 | 46.747 | 2'14.901 | 194,6 | 14:05'35.294 |
| 11 | 41.967 | 46.495 | 47.442 | 2'15.904 | 208,1 | 14:07'51.198 |
| 12 | 42.185 | 45.937 | 47.467 | 2'15.589 | 201,1 | 14:10'06.787 |
| 13 | 42.595 | 47.287 | 48.107 | 2'17.989 | 181,8 | 14:12'24.776 |
| 14 | 42.346 | 45.599 | 46.962 | 2'14.907 | 191,2 | 14:14'39.683 |
| 15 | 41.840 | 46.242 | 47.572 | 2'15.654 | 204,2 | 14:16'55.337 |

Tempo di gara 33'53.641

33 R. ROMAGNOLI (2'16.019)

| Giro | Seg.1 | Seg.2 | Seg.3 | T. Giro | km/h | Local Time |
|------|--------|---------------|---------------|-----------------|--------------|--------------|
| 1 | | 48.830 | 48.636 | 2'29.358 | | 13:45'31.054 |
| 2 | 42.928 | 48.182 | 48.334 | 2'19.444 | 171,2 | 13:47'50.498 |
| 3 | 41.990 | 47.874 | 47.908 | 2'17.772 | 198,5 | 13:50'08.270 |
| 4 | 42.953 | 47.367 | 48.320 | 2'18.640 | 197,1 | 13:52'26.910 |
| 5 | 43.482 | 48.569 | 47.883 | 2'19.934 | 180,3 | 13:54'46.844 |
| 6 | 42.196 | 47.425 | 47.606 | 2'17.227 | 193,2 | 13:57'04.071 |
| 7 | 42.180 | 47.282 | 47.315 | 2'16.777 | 189,5 | 13:59'20.848 |
| 8 | 42.549 | 48.546 | 47.264 | 2'18.359 | 183,4 | 14:01'39.207 |
| 9 | 42.113 | 46.879 | 47.027 | 2'16.019 | 197,1 | 14:03'55.226 |
| 10 | 42.207 | 47.064 | 47.170 | 2'16.441 | 196,7 | 14:06'11.667 |
| 11 | 42.418 | 46.867 | 46.940 | 2'16.225 | 182,4 | 14:08'27.892 |
| 12 | 42.446 | 46.939 | 47.000 | 2'16.385 | 197,4 | 14:10'44.277 |

Tempo di gara 27'42.581

47 E. CARMINATI (2'15.607)

| Giro | Seg.1 | Seg.2 | Seg.3 | T. Giro | km/h | Local Time |
|------|---------------|---------------|---------------|-----------------|--------------|--------------|
| 1 | | 46.908 | 47.412 | 2'23.193 | | 13:45'24.889 |
| 2 | 43.757 | 46.537 | 47.709 | 2'18.003 | 160,7 | 13:47'42.892 |
| 3 | 43.181 | 45.997 | 48.421 | 2'17.599 | 169,8 | 13:50'00.491 |
| 4 | 43.299 | 46.029 | 47.695 | 2'17.023 | 162,7 | 13:52'17.514 |
| 5 | 43.206 | 46.576 | 48.309 | 2'18.091 | 166,4 | 13:54'35.605 |
| 6 | 43.255 | 46.533 | 47.322 | 2'17.110 | 172,0 | 13:56'52.715 |
| 7 | 42.899 | 45.795 | 46.919 | 2'15.613 | 177,0 | 13:59'08.328 |
| 8 | 42.496 | 46.421 | 47.524 | 2'16.441 | 175,9 | 14:01'24.769 |
| 9 | 42.765 | 45.895 | 46.947 | 2'15.607 | 179,7 | 14:03'40.376 |
| 10 | 42.706 | 47.385 | 46.693 | 2'16.784 | 191,2 | 14:05'57.160 |
| 11 | 42.273 | 45.857 | 47.580 | 2'15.710 | 187,5 | 14:08'12.870 |
| 12 | 42.376 | 46.496 | 47.472 | 2'16.344 | 182,4 | 14:10'29.214 |
| 13 | 44.793 | 46.223 | 46.818 | 2'17.834 | 191,2 | 14:12'47.048 |
| 14 | 42.312 | 46.691 | 47.620 | 2'16.623 | 173,4 | 14:15'03.671 |
| 15 | 42.512 | 47.213 | 47.561 | 2'17.286 | 176,2 | 14:17'20.957 |

Tempo di gara 34'19.261

59 D. KOURIL (2'14.612)

| Giro | Seg.1 | Seg.2 | Seg.3 | T. Giro | km/h | Local Time |
|------|---------------|---------------|---------------|-----------------|--------------|--------------|
| 1 | | 47.946 | 46.956 | 2'22.887 | | 13:45'24.583 |
| 2 | 43.326 | 45.857 | 48.923 | 2'18.106 | 162,9 | 13:47'42.689 |
| 3 | 42.723 | 45.394 | 47.175 | 2'15.292 | 169,5 | 13:49'57.981 |
| 4 | 43.583 | 46.320 | 47.277 | 2'17.180 | 178,2 | 13:52'15.161 |
| 5 | 43.951 | 45.847 | 47.110 | 2'16.908 | 159,1 | 13:54'32.069 |
| 6 | 41.707 | 45.854 | 47.051 | 2'14.612 | 200,4 | 13:56'46.681 |
| 7 | 41.967 | 48.128 | 47.105 | 2'17.200 | 208,1 | 13:59'03.881 |
| 8 | 40.485 | 47.150 | 47.633 | 2'15.268 | 220,4 | 14:01'19.149 |
| 9 | 43.256 | 47.203 | 47.273 | 2'17.732 | 170,9 | 14:03'36.881 |
| 10 | 1'06.778 | 45.961 | 47.846 | 2'40.585 | 158,8 | 14:06'17.466 |
| 11 | 43.746 | 46.846 | 47.070 | 2'17.662 | 183,7 | 14:08'35.128 |
| 12 | 42.904 | 47.512 | 47.058 | 2'17.474 | 188,5 | 14:10'52.602 |
| 13 | 42.900 | 47.658 | 47.024 | 2'17.582 | 178,2 | 14:13'10.184 |
| 14 | 42.286 | 46.902 | 47.275 | 2'16.463 | 220,0 | 14:15'26.647 |
| 15 | 42.731 | 47.171 | 47.502 | 2'17.404 | 171,2 | 14:17'44.051 |

Tempo di gara 34'42.355

61 M. IMBERTI (2'15.705)

| Giro | Seg.1 | Seg.2 | Seg.3 | T. Giro | km/h | Local Time |
|------|---------------|---------------|---------------|-----------------|--------------|--------------|
| 1 | | 47.236 | 48.442 | 2'24.674 | | 13:45'26.370 |
| 2 | 42.769 | 46.229 | 48.163 | 2'17.161 | 173,1 | 13:47'43.531 |
| 3 | 43.869 | 46.643 | 47.289 | 2'17.801 | 157,4 | 13:50'01.332 |
| 4 | 43.050 | 46.501 | 47.797 | 2'17.348 | 161,4 | 13:52'18.680 |
| 5 | 43.188 | 47.734 | 47.311 | 2'18.233 | 171,7 | 13:54'36.913 |
| 6 | 42.932 | 46.436 | 47.301 | 2'16.669 | 165,9 | 13:56'53.582 |
| 7 | 42.779 | 45.926 | 47.000 | 2'15.705 | 164,4 | 13:59'09.287 |
| 8 | 42.736 | 46.449 | 47.204 | 2'16.389 | 187,5 | 14:01'25.676 |
| 9 | 42.395 | 46.481 | 47.791 | 2'16.667 | 167,2 | 14:03'42.343 |
| 10 | 42.238 | 46.791 | 46.946 | 2'15.975 | 175,3 | 14:05'58.318 |
| 11 | 42.274 | 47.044 | 46.950 | 2'16.268 | 181,5 | 14:08'14.586 |
| 12 | 42.197 | 46.688 | 47.091 | 2'15.976 | 180,9 | 14:10'30.562 |
| 13 | 42.048 | 46.094 | 47.827 | 2'15.969 | 182,7 | 14:12'46.531 |
| 14 | 41.887 | 46.320 | 48.242 | 2'16.449 | 190,1 | 14:15'02.980 |
| 15 | 41.519 | 1'04.107 | 48.305 | 2'33.931 | 200,4 | 14:17'36.911 |

Tempo di gara 34'35.215

68 E. BRIGLIADORI (2'13.877)

| Giro | Seg.1 | Seg.2 | Seg.3 | T. Giro | km/h | Local Time |
|------|---------------|---------------|---------------|-----------------|--------------|--------------|
| 1 | | 47.655 | 46.933 | 2'20.666 | | 13:45'22.362 |
| 2 | 43.181 | 47.622 | 47.520 | 2'18.323 | 166,2 | 13:47'40.685 |
| 3 | 41.940 | 45.506 | 47.122 | 2'14.568 | 169,3 | 13:49'55.253 |
| 4 | 41.825 | 45.557 | 47.455 | 2'14.837 | 184,9 | 13:52'10.090 |
| 5 | 42.171 | 46.340 | 47.131 | 2'15.642 | 191,5 | 13:54'25.732 |
| 6 | 42.898 | 45.646 | 46.553 | 2'15.097 | 195,7 | 13:56'40.829 |
| 7 | 41.482 | 45.765 | 46.703 | 2'13.950 | 196,7 | 13:58'54.779 |
| 8 | 41.501 | 45.714 | 46.662 | 2'13.877 | 187,5 | 14:01'08.656 |
| 9 | 41.565 | 46.114 | 46.616 | 2'14.295 | 197,4 | 14:03'22.951 |
| 10 | 41.286 | 46.393 | 46.438 | 2'14.117 | 201,5 | 14:05'37.068 |
| 11 | 41.589 | 46.409 | 46.609 | 2'14.607 | 191,2 | 14:07'51.675 |
| 12 | 41.875 | 46.893 | 46.465 | 2'15.233 | 182,1 | 14:10'06.908 |
| 13 | 42.535 | 46.615 | 46.615 | 2'15.765 | 175,9 | 14:12'22.673 |
| 14 | 41.411 | 45.864 | 46.982 | 2'14.257 | 200,4 | 14:14'36.930 |
| 15 | 41.580 | 46.012 | 47.075 | 2'14.667 | 195,3 | 14:16'51.597 |

Tempo di gara 33'49.901

82 M. BUTTI (2'17.001)

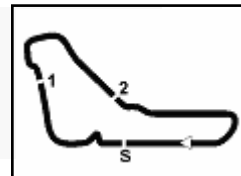
| Giro | Seg.1 | Seg.2 | Seg.3 | T. Giro | km/h | Local Time |
|------|---------------|---------------|---------------|-----------------|--------------|--------------|
| 1 | | 49.745 | 48.768 | 2'32.333 | | 13:45'34.029 |
| 2 | 44.104 | 48.455 | 48.360 | 2'20.919 | 156,5 | 13:47'54.948 |
| 3 | 43.205 | 47.609 | 48.371 | 2'19.185 | 178,8 | 13:50'14.133 |
| 4 | 43.784 | 49.218 | 48.539 | 2'21.541 | 189,5 | 13:52'35.674 |
| 5 | 42.759 | 47.236 | 48.562 | 2'18.557 | 189,1 | 13:54'54.231 |
| 6 | 43.120 | 47.922 | 48.084 | 2'19.126 | 177,0 | 13:57'13.357 |
| 7 | 43.069 | 48.069 | 47.689 | 2'18.827 | 177,3 | 13:59'32.184 |
| 8 | 42.550 | 47.925 | 47.497 | 2'17.972 | 186,9 | 14:01'50.156 |
| 9 | 42.472 | 46.968 | 47.561 | 2'17.001 | 193,9 | 14:04'07.157 |
| 10 | 42.980 | 48.006 | 48.020 | 2'19.006 | 173,9 | 14:06'26.163 |
| 11 | 42.691 | 47.601 | 47.659 | 2'17.951 | 180,3 | 14:08'44.114 |
| 12 | 42.587 | 47.895 | 48.336 | 2'18.818 | 193,5 | 14:11'02.932 |
| 13 | 42.594 | 47.670 | 48.183 | 2'18.447 | 187,8 | 14:13'21.379 |
| 14 | 42.504 | 48.235 | 47.962 | 2'18.701 | 186,5 | 14:15'40.080 |
| 15 | 42.670 | 48.565 | 48.347 | 2'19.582 | 181,2 | 14:17'59.662 |

Tempo di gara 34'57.966

84 S. DI MARE (2'16.886)

| Giro | Seg.1 | Seg.2 | Seg.3 | T. Giro | km/h | Local Time |
|------|--------|--------|--------|----------|-------|--------------|
| 1 | | 47.943 | 48.955 | 2'26.233 | | 13:45'27.929 |
| 2 | 42.542 | 47.156 | 48.230 | 2'17.928 | 187,5 | 13:47'45.857 |
| 3 | 43.063 | 48.385 | 48.867 | 2'20.315 | 167,2 | 13:50'06.172 |
| 4 | 42.508 | 47.655 | 48.270 | 2'18.433 | 172,8 | 13:52'24.605 |
| 5 | 42.760 | 47.405 | 48.625 | 2'18.790 | 180,3 | 13:54'43.395 |





Monza 5.793 m

ACI Racing Weekend Monza, 30 Aprile - 2 Maggio 2021

TCR Italy - Analisi Tempi Gara 1

Start at 13:43'01.696

4 / 4

| | | | | | | | | | | | | | |
|----|---------------|---------------|---------------|-----------------|--------------|--------------|----|---------------|---------------|---------------|-----------------|-------|--------------|
| 6 | 42.790 | 47.286 | 48.035 | 2'18.111 | 186,5 | 13:57'01.506 | 7 | 44.049 | 48.135 | 50.110 | 2'22.294 | 160,0 | 14:00'20.367 |
| 7 | 42.643 | 47.384 | 47.966 | 2'17.993 | 187,2 | 13:59'19.499 | 8 | 43.754 | 1'00.376 | 49.631 | 2'33.761 | 176,5 | 14:02'54.128 |
| 8 | 42.743 | 49.805 | 47.744 | 2'20.292 | 185,6 | 14:01'39.791 | 9 | 44.003 | 49.093 | 49.531 | 2'22.627 | 170,1 | 14:05'16.755 |
| 9 | 42.303 | 47.090 | 47.493 | 2'16.886 | 188,2 | 14:03'56.677 | 10 | 43.827 | 48.266 | 49.052 | 2'21.145 | 163,4 | 14:07'37.900 |
| 10 | 42.598 | 47.591 | 48.323 | 2'18.512 | 177,9 | 14:06'15.189 | 11 | 44.270 | 50.011 | 48.884 | 2'23.165 | 160,5 | 14:10'01.065 |
| 11 | 42.899 | 47.383 | 48.445 | 2'18.727 | 176,5 | 14:08'33.916 | 12 | 43.757 | 52.453 | 51.586 | 2'27.796 | 169,5 | 14:12'28.861 |
| 12 | 42.992 | 48.392 | 48.051 | 2'19.435 | 177,6 | 14:10'53.351 | 13 | 44.156 | 1'04.400 | 51.751 | 2'40.307 | 164,6 | 14:15'09.168 |
| 13 | 42.917 | 47.588 | 48.140 | 2'18.645 | 171,7 | 14:13'11.996 | 14 | 44.977 | 50.657 | 50.387 | 2'26.021 | 156,1 | 14:17'35.189 |
| 14 | 42.731 | 47.113 | 48.514 | 2'18.358 | 174,5 | 14:15'30.354 | | | | | | | |
| 15 | 42.906 | 47.415 | 48.244 | 2'18.565 | 175,3 | 14:17'48.919 | | | | | | | |

Tempo di gara 34'47.223

Tempo di gara 34'33.493

85 G. FANTILLI (2'20.720)

| Giro | Seg.1 | Seg.2 | Seg.3 | T. Giro | km/h | Local Time |
|------|---------------|---------------|---------------|-----------------|-------|--------------|
| 1 | | 52.152 | 49.357 | 2'37.082 | | 13:45'38.778 |
| 2 | 44.979 | 48.726 | 50.018 | 2'23.723 | 149,4 | 13:48'02.501 |
| 3 | 43.397 | 48.299 | 49.024 | 2'20.720 | 172,5 | 13:50'23.221 |

Tempo di gara 7'21.525

90 D. BABUIN (2'17.237)

| Giro | Seg.1 | Seg.2 | Seg.3 | T. Giro | km/h | Local Time |
|------|---------------|---------------|---------------|-----------------|--------------|--------------|
| 1 | | 48.430 | 48.542 | 2'27.099 | | 13:45'28.795 |
| 2 | 43.573 | 49.993 | 49.408 | 2'22.974 | 192,2 | 13:47'51.769 |
| 3 | 43.792 | 48.158 | 48.327 | 2'20.277 | 172,8 | 13:50'12.046 |
| 4 | 43.071 | 47.655 | 48.920 | 2'19.646 | 179,7 | 13:52'31.692 |
| 5 | 44.063 | 47.710 | 48.337 | 2'20.110 | 179,1 | 13:54'51.802 |
| 6 | 43.464 | 48.866 | 47.689 | 2'20.019 | 178,5 | 13:57'11.821 |
| 7 | 43.404 | 46.849 | 47.617 | 2'17.870 | 189,8 | 13:59'29.691 |
| 8 | 43.033 | 46.810 | 47.604 | 2'17.447 | 187,5 | 14:01'47.138 |
| 9 | 42.851 | 46.631 | 47.755 | 2'17.237 | 179,1 | 14:04'04.375 |
| 10 | 43.040 | 46.835 | 47.572 | 2'17.447 | 180,6 | 14:06'21.822 |
| 11 | 42.934 | 46.966 | 47.870 | 2'17.770 | 180,9 | 14:08'39.592 |
| 12 | 43.797 | 46.835 | 47.803 | 2'18.435 | 177,3 | 14:10'58.027 |
| 13 | 43.179 | 47.863 | 48.042 | 2'19.084 | 174,8 | 14:13'17.111 |
| 14 | 42.937 | 47.618 | 48.072 | 2'18.627 | 189,8 | 14:15'35.738 |
| 15 | 43.187 | 48.622 | 48.136 | 2'19.945 | 181,8 | 14:17'55.683 |

Tempo di gara 34'53.987

91 G. DE VIRGILIO (2'22.982)

| Giro | Seg.1 | Seg.2 | Seg.3 | T. Giro | km/h | Local Time |
|------|---------------|---------------|---------------|-----------------|--------------|--------------|
| 1 | | 51.500 | 49.944 | 2'36.236 | | 13:45'37.932 |
| 2 | 44.556 | 51.746 | 50.419 | 2'26.721 | 163,6 | 13:48'04.653 |
| 3 | 43.538 | 50.094 | 49.350 | 2'22.982 | 181,8 | 13:50'27.635 |
| 4 | 44.095 | 51.560 | 49.284 | 2'24.939 | 185,6 | 13:52'52.574 |
| 5 | 43.984 | 48.911 | 50.238 | 2'23.133 | 180,3 | 13:55'15.707 |
| 6 | 46.629 | 49.822 | 50.249 | 2'26.700 | 196,0 | 13:57'42.407 |
| 7 | 43.753 | 54.905 | 50.740 | 2'29.398 | 171,2 | 14:00'11.805 |
| 8 | 44.178 | 50.032 | 50.586 | 2'24.796 | 170,9 | 14:02'36.601 |
| 9 | 44.046 | 1'10.000 | 1'02.310 | 2'56.356P | 187,8 | 14:05'32.957 |
| 10 | 1'59.312 | 50.258 | 50.854 | 3'40.424P | 137,6 | 14:09'13.381 |
| 11 | 45.047 | 50.027 | 50.643 | 2'25.717 | 161,0 | 14:11'39.098 |
| 12 | 43.862 | 49.514 | 55.355 | 2'28.731 | 172,2 | 14:14'07.829 |
| 13 | 47.422 | 50.095 | 51.894 | 2'29.411 | 163,6 | 14:16'37.240 |
| 14 | 44.036 | 49.382 | 50.004 | 2'23.422 | 175,9 | 14:19'00.662 |

Tempo di gara 35'58.966

93 O. FIORUCCI (2'21.145)

| Giro | Seg.1 | Seg.2 | Seg.3 | T. Giro | km/h | Local Time |
|------|--------|----------|--------|----------|--------------|--------------|
| 1 | | 1'02.673 | 57.587 | 2'53.646 | | 13:45'55.342 |
| 2 | 44.422 | 49.455 | 51.134 | 2'25.011 | 182,1 | 13:48'20.353 |
| 3 | 44.406 | 48.728 | 50.366 | 2'23.500 | 168,8 | 13:50'43.853 |
| 4 | 44.974 | 49.504 | 50.625 | 2'25.103 | 206,1 | 13:53'08.956 |
| 5 | 44.514 | 51.365 | 49.595 | 2'25.474 | 154,3 | 13:55'34.430 |
| 6 | 44.693 | 48.766 | 50.184 | 2'23.643 | 157,2 | 13:57'58.073 |

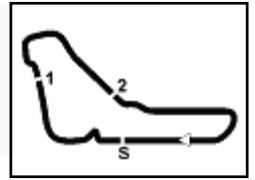
01/05/2021

P = Box In/Out - C = Tempo Invalidato



Powered by FICr PERUGIA TIMING





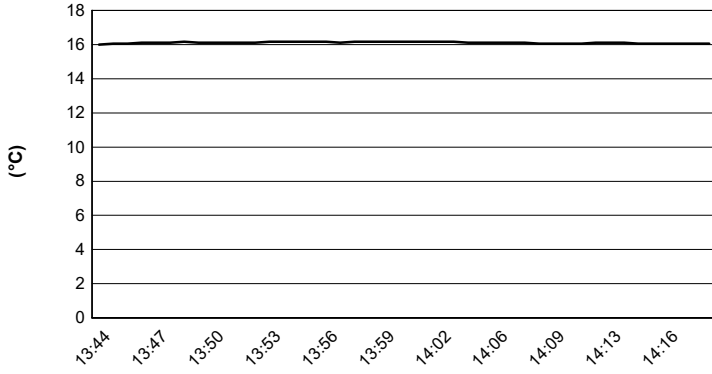
Monza 5.793 m

ACI Racing Weekend Monza, 30 Aprile - 2 Maggio 2021

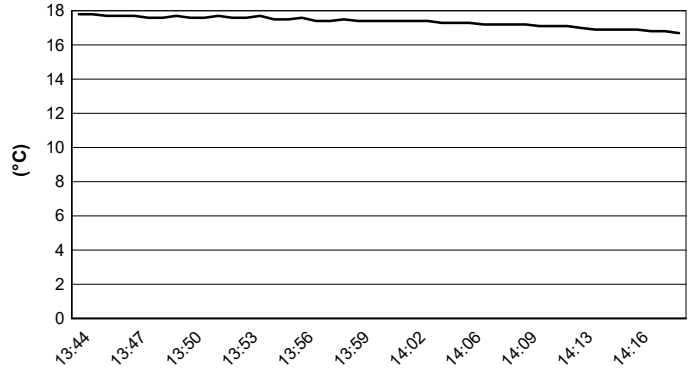
TCR Italy - Meteo Gara 1

Session started 13:44 - Session ended 14:19

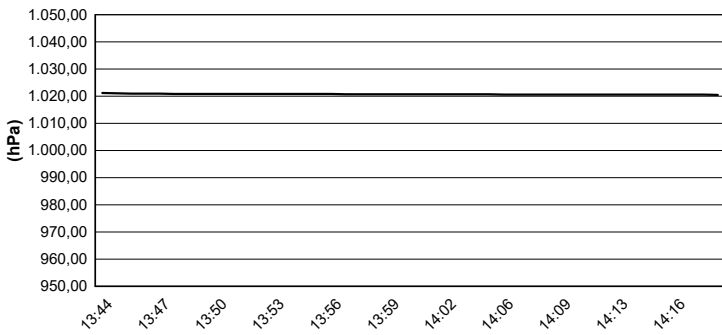
Air Temperature



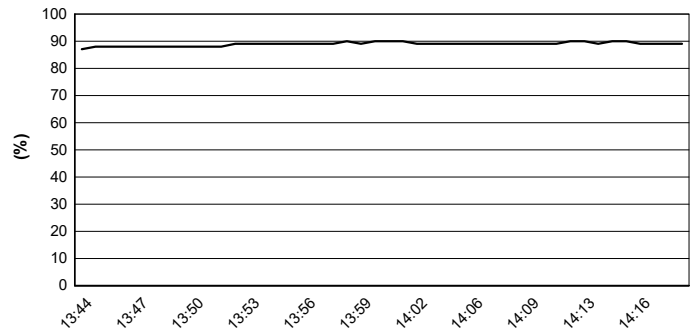
Track Temperature



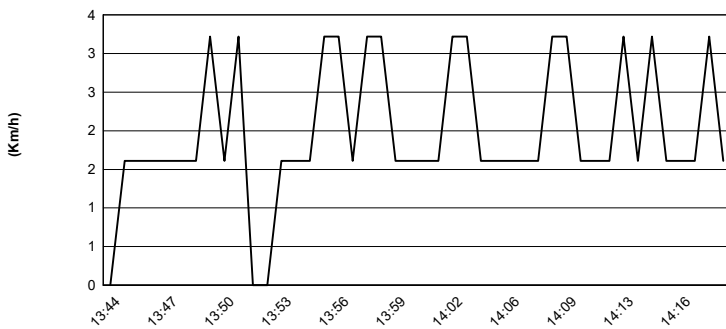
Air Pressure



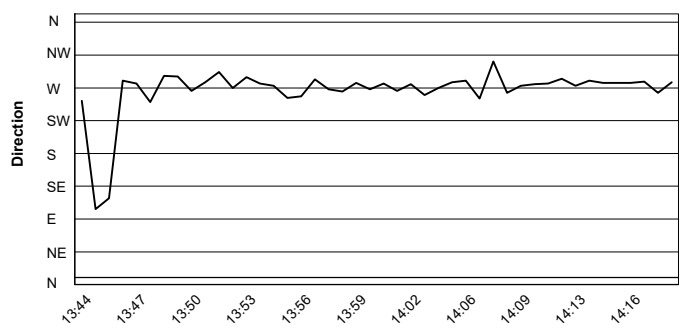
Humidity



Wind Speed

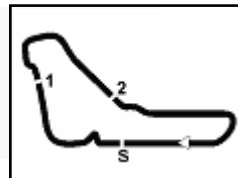


Wind Direction



01/05/2021





Monza 5.793 m

ACI Racing Weekend Monza, 30 Aprile - 2 Maggio 2021

TCR Italy - Griglia Gara 1

Durata: 30' +1 Giro

| | | | | | | |
|----|--------------------------------------|----------|----|---------------------------------------|----------|----|
| 91 | DE VIRGILIO G. VW Golf TCR | 2'11.804 | 21 | GUIDA N. Cupra Leon T | 2'11.814 | 13 |
| 85 | FANTILLI G. Cupra TCR DS | 2'10.330 | 82 | BUTTI M. VW Golf TCR | 2'10.832 | 12 |
| 84 | DI MARE S. Cupra TCR DS | 2'09.567 | 93 | FIORUCCI O. Audi Rs3 LMS | 2'09.710 | 11 |
| 6 | GURRIERI R. Cupra Leon T | 2'08.333 | 11 | REDUZZI D. Hyundai i30 | 2'08.958 | 10 |
| 27 | RUBEN V. Honda Civic | 2'07.740 | 90 | BABUIN D. Cupra TCR DS | 2'08.149 | 9 |
| 59 | KOURIL D. Hyundai i30 | 2'06.232 | 33 | ROMAGNOLI R. Cupra Leon T | 2'07.177 | 8 |
| 47 | CARMINATI E. Hyundai i30 | 2'05.607 | 10 | PAOLINO F. Cupra Leon C | 2'05.619 | 7 |
| 8 | BALDAN N. Hyundai i30 | 2'04.251 | 61 | IMBERTI M. Cupra Leon C | 2'05.156 | 6 |
| 25 | VAHTEL M. Honda Civic | 2'03.522 | 16 | LEONOV E. Cupra Leon C | 2'03.610 | 5 |
| 24 | GIACON J. Honda Civic | 2'03.446 | 31 | CECCON K. Hyundai i30 | 2'03.470 | 4 |
| 14 | STEFANOVSKI I. Hyundai i30 | 2'02.704 | 13 | BURI A. Hyundai i30 | 2'02.715 | 3 |
| 9 | POLONI M. Audi Rs3 LMS | 2'01.953 | 4 | TAVANO S. Cupra Leon C | 2'02.213 | 2 |
| | | | 68 | BRIGLIADORI E. Audi Rs3 LMS | 2'01.887 | 1 |

