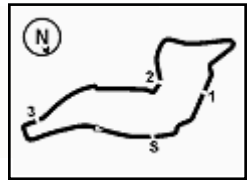




1.1

**ACI Racing Weekend Imola, 7-8 Maggio 2022****Italian F4 Championship by Abarth - Result Free Practice 1**

Imola Circuit 4.909 m

1 / 2

No.	Driver	Nat	Entrant	Team	Car	Class	Time	Gap	Rel.	Laps
1	12 ANTONELLI Kimi	ITA	Prema Racing	Prema Racing	Tatuus F.4 T421	R	2'00.408			12
2	88 CAMARA Rafael	BRA	Prema Racing	Prema Racing	Tatuus F.4 T421	R	2'01.215	0.807	0.807	12
3	13 WHARTON James Anthony	AUS	Prema Racing	Prema Racing	Tatuus F.4 T421	R	2'01.225	0.817	0.010	13
4	15 BEDRIN Nikita		PHM Racing	PHM Racing	Tatuus F.4 T421		2'01.824	1.416	0.599	13
5	77 BARNARD Taylor	GBR	PHM Racing	PHM Racing	Tatuus F.4 T421		2'02.175	1.767	0.351	14
6	52 AMAND Marcus	FIN	US Racing	US Racing	Tatuus F.4 T421		2'02.741	2.333	0.566	13
7	7 WURZ Charlie	AUT	Prema Racing	Prema Racing	Tatuus F.4 T421	R	2'02.857	2.449	0.116	13
8	22 DUNNE Alexander	IRL	US Racing	US Racing	Tatuus F.4 T421		2'02.910	2.502	0.053	13
9	34 MARTINUS Stenshorne	NOR	Van Amersfoort Racing	Van Amersfoort Racing	Tatuus F.4 T421		2'03.096	2.688	0.186	13
10	20 LAURSEN Conrad	DEN	Prema Racing	Prema Racing	Tatuus F.4 T421		2'03.386	2.978	0.290	13
11	80 ESCOTTO Ricardo	MEX	Cram Motorsport	Cram Motorsport	Tatuus F.4 T421	R	2'03.654	3.246	0.268	14
12	44 BOHRA Nikhil	USA	US Racing	US Racing	Tatuus F.4 T421		2'03.692	3.284	0.038	12
13	89 DOMINGUES Ivan Franco	POR	Iron Lynx	Iron Lynx	Tatuus F.4 T421	R	2'03.784	3.376	0.092	14
14	9 SPINA Alfio Andrea	ITA	BWR Motorsport	BWR Motorsport	Tatuus F.4 T421	R	2'03.785	3.377	0.001	14
15	2 DEUKMEDJAN Arias	USA	Van Amersfoort Racing	Van Amersfoort Racing	Tatuus F.4 T421		2'03.947	3.539	0.162	12
16	37 SZTUKA Kacper	POL	US Racing	US Racing	Tatuus F.4 T421		2'04.154	3.746	0.207	11
17	33 BADOER Brando	ITA	Van Amersfoort Racing	Van Amersfoort Racing	Tatuus F.4 T421		2'04.348	3.940	0.194	13
18	71 FLACK Marcos	AUS	R-ACE GP	R-ACE GP	Tatuus F.4 T421		2'04.366	3.958	0.018	13
19	96 CASTRO Jules	BEL	Van Amersfoort Racing	Van Amersfoort Racing	Tatuus F.4 T421		2'04.541	4.133	0.175	15
20	17 FITTIPALDI Emerson Jr.	BRA	Van Amersfoort Racing	Van Amersfoort Racing	Tatuus F.4 T421		2'04.796	4.388	0.255	13
21	35 CLEROT Pedro	BRA	AKM Motorsport	AKM Motorsport	Tatuus F.4 T421	R	2'04.855	4.447	0.059	14
22	14 LUND Frederik	DEN	R-ACE GP	R-ACE GP	Tatuus F.4 T421	R	2'04.969	4.561	0.114	13
23	41 RIED Jonas	DEU	PHM Racing	PHM Racing	Tatuus F.4 T421		2'05.182	4.774	0.213	12
24	27 ISCHER Ethan	CHE	Jenzer Motorsport	Jenzer Motorsport	Tatuus F.4 T421	R	2'05.318	4.910	0.136	14
25	11 PERINO Pedro	POR	US Racing	US Racing	Tatuus F.4 T421		2'05.452	5.044	0.134	11
26	83 WEUG Maya	NLD	Iron Lynx	Iron Lynx	Tatuus F.4 T421		2'05.989	5.581	0.537	14
27	21 FRASSINETI Andrea	ITA	Frassinetti Albano	Cars Racing	Tatuus F.4 T421	R	2'06.004	5.596	0.015	13
28	48 SPERANDIO Elia	CHE	Maffi Racing	Maffi Racing	Tatuus F.4 T421	R	2'06.848	6.440	0.844	11
29	23 PARTYSHEV Oleksandr	UKR	Jenzer Motorsport	Jenzer Motorsport	Tatuus F.4 T421		2'06.858	6.450	0.010	12
30	78 BLOKINA Viktoria		PHM Racing	PHM Racing	Tatuus F.4 T421	R	2'07.134	6.726	0.276	11
31	36 AKHMED Ismail	UZB	AKM Motorsport	AKM Motorsport	Tatuus F.4 T421	R	2'08.497	8.089	1.363	10
32	29 RISHAB Anandraj Jain	SGP	BWR Motorsport	BWR Motorsport	Tatuus F.4 T421	R	2'10.064	9.656	1.567	14
33	61 MASCHIO Giovanni	ITA	AS Motorsport	AS Motorsport	Tatuus F.4 T421		2'10.539	10.131	0.475	7

Humidity:	88%	AIR	15°C
Condition:	WET	Track	14°C

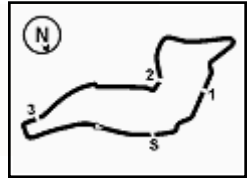
Clerk of the Course : Massimiliano Ghinassi

Race Director : Alessandro Ferrari

	Start	End
06/05/2022	13:24	14:07

Powered by FICr PERUGIA TIMING





ACI Racing Weekend Imola, 7-8 Maggio 2022

Italian F4 Championship by Abarth - Result Free Practice 1

 Imola Circuit 4.909 m
 2 / 2

Penalty and Infringement

Fastest Laps Sequence

No.	Entrant	Nat	Team	Car	Local Time	Time	Gap	Avg
34	S. MARTINUS	NOR	Van Amersfoort Racing	Tatuus F.4 T421	13:29'39.150	2'06.663		139,523
22	A. DUNNE	IRL	US Racing	Tatuus F.4 T421	13:29'45.743	2'06.628	-0.035	139,562
12	K. ANTONELLI	ITA	Prema Racing	Tatuus F.4 T421	13:29'52.378	2'04.608	-2.020	141,824
88	R. CAMARA	BRA	Prema Racing	Tatuus F.4 T421	13:31'10.993	2'03.466	-1.142	143,136
88	R. CAMARA	BRA	Prema Racing	Tatuus F.4 T421	13:36'22.479	2'02.924	-0.542	143,767
12	K. ANTONELLI	ITA	Prema Racing	Tatuus F.4 T421	13:37'01.324	2'01.791	-1.133	145,104
88	R. CAMARA	BRA	Prema Racing	Tatuus F.4 T421	13:42'56.274	2'01.215	-0.576	145,794
12	K. ANTONELLI	ITA	Prema Racing	Tatuus F.4 T421	14:05'29.015	2'00.408	-0.807	146,771

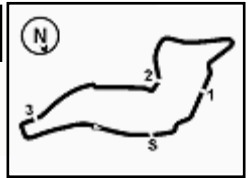
Clerk of the Course : Massimiliano Ghinassi

Race Director : Alessandro Ferrari

	Start	End
06/05/2022	13:24	14:07

Powered by FICr PERUGIA TIMING




ACI Racing Weekend Imola, 7-8 Maggio 2022
Italian F4 Championship by Abarth - Best Sectors & Speed Free Practice 1

BEST LAP		
1	12 ANTONELLI Kimi	Tatuus F.4 T421 2'00.408
2	88 CAMARA Rafael	Tatuus F.4 T421 2'01.215
3	13 WHARTON James Anthony	Tatuus F.4 T421 2'01.225
4	15 BEDRIN Nikita	Tatuus F.4 T421 2'01.824
5	77 BARNARD Taylor	Tatuus F.4 T421 2'02.175
6	52 AMAND Marcus	Tatuus F.4 T421 2'02.741
7	7 WURZ Charlie	Tatuus F.4 T421 2'02.857
8	22 DUNNE Alexander	Tatuus F.4 T421 2'02.910
9	34 MARTINUS Stenshorne	Tatuus F.4 T421 2'03.096
10	20 LAURSEN Conrad	Tatuus F.4 T421 2'03.386
11	80 ESCOTTO Ricardo	Tatuus F.4 T421 2'03.654
12	44 BOHRA Nikhil	Tatuus F.4 T421 2'03.692
13	89 DOMINGUES Ivan Franco	Tatuus F.4 T421 2'03.784
14	9 SPINA Alfio Andrea	Tatuus F.4 T421 2'03.785
15	2 DEUKMEDJAN Arias	Tatuus F.4 T421 2'03.947
16	37 SZTUKA Kacper	Tatuus F.4 T421 2'04.154
17	33 BADOER Brando	Tatuus F.4 T421 2'04.348
18	71 FLACK Marcos	Tatuus F.4 T421 2'04.366
19	96 CASTRO Jules	Tatuus F.4 T421 2'04.541
20	17 FITTIPALDI Emerson Jr.	Tatuus F.4 T421 2'04.796
21	35 CLEROT Pedro	Tatuus F.4 T421 2'04.855
22	14 LUND Frederik	Tatuus F.4 T421 2'04.969
23	41 RIED Jonas	Tatuus F.4 T421 2'05.182
24	27 ISCHER Ethan	Tatuus F.4 T421 2'05.318
25	11 PERINO Pedro	Tatuus F.4 T421 2'05.452
26	83 WEUG Maya	Tatuus F.4 T421 2'05.989
27	21 FRASSINETI Andrea	Tatuus F.4 T421 2'06.004
28	48 SPERANDIO Elia	Tatuus F.4 T421 2'06.848
29	23 PARTYSHEV Oleksandr	Tatuus F.4 T421 2'06.858
30	78 BLOKINA Viktoria	Tatuus F.4 T421 2'07.134
31	36 AKHMED Ismail	Tatuus F.4 T421 2'08.497
32	29 RISHAB Anandraj Jain	Tatuus F.4 T421 2'10.064
33	61 MASCHIO Giovanni	Tatuus F.4 T421 2'10.539

SPEED		
1	14 LUND Frederik	Tatuus F.4 T421 228,8
2	34 MARTINUS Stenshorne	Tatuus F.4 T421 228,8
3	22 DUNNE Alexander	Tatuus F.4 T421 228,8
4	88 CAMARA Rafael	Tatuus F.4 T421 227,8
5	13 WHARTON James Anthony	Tatuus F.4 T421 227,4
6	52 AMAND Marcus	Tatuus F.4 T421 227,4
7	20 LAURSEN Conrad	Tatuus F.4 T421 227,4
8	11 PERINO Pedro	Tatuus F.4 T421 226,9
9	21 FRASSINETI Andrea	Tatuus F.4 T421 226,9
10	23 PARTYSHEV Oleksandr	Tatuus F.4 T421 226,4
11	80 ESCOTTO Ricardo	Tatuus F.4 T421 226,4
12	7 WURZ Charlie	Tatuus F.4 T421 226,4
13	78 BLOKINA Viktoria	Tatuus F.4 T421 225,5
14	12 ANTONELLI Kimi	Tatuus F.4 T421 225,5
15	35 CLEROT Pedro	Tatuus F.4 T421 225,5
16	71 FLACK Marcos	Tatuus F.4 T421 225,5
17	33 BADOER Brando	Tatuus F.4 T421 225,5
18	96 CASTRO Jules	Tatuus F.4 T421 225,0
19	37 SZTUKA Kacper	Tatuus F.4 T421 225,0
20	27 ISCHER Ethan	Tatuus F.4 T421 225,0
21	2 DEUKMEDJAN Arias	Tatuus F.4 T421 225,0
22	9 SPINA Alfio Andrea	Tatuus F.4 T421 224,5
23	17 FITTIPALDI Emerson Jr.	Tatuus F.4 T421 224,5
24	77 BARNARD Taylor	Tatuus F.4 T421 224,1
25	44 BOHRA Nikhil	Tatuus F.4 T421 224,1
26	41 RIED Jonas	Tatuus F.4 T421 224,1
27	89 DOMINGUES Ivan Franco	Tatuus F.4 T421 223,6
28	48 SPERANDIO Elia	Tatuus F.4 T421 222,7
29	36 AKHMED Ismail	Tatuus F.4 T421 222,2
30	83 WEUG Maya	Tatuus F.4 T421 222,2
31	15 BEDRIN Nikita	Tatuus F.4 T421 221,8
32	61 MASCHIO Giovanni	Tatuus F.4 T421 221,3
33	29 RISHAB Anandraj Jain	Tatuus F.4 T421 221,3

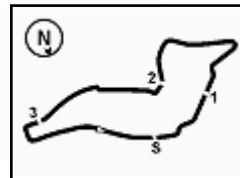
SEG. 1		
1	12 ANTONELLI Kimi	25.477
2	13 WHARTON James Anthon	25.601
3	88 CAMARA Rafael	25.633
4	7 WURZ Charlie	25.638
5	9 SPINA Alfio Andrea	25.749
6	77 BARNARD Taylor	25.767
7	15 BEDRIN Nikita	25.776
8	52 AMAND Marcus	25.809
9	22 DUNNE Alexander	25.843
10	44 BOHRA Nikhil	25.910
11	17 FITTIPALDI Emerson Jr.	25.920
12	20 LAURSEN Conrad	25.994
13	80 ESCOTTO Ricardo	26.025
14	37 SZTUKA Kacper	26.085
15	14 LUND Frederik	26.089
16	71 FLACK Marcos	26.118
17	27 ISCHER Ethan	26.132
18	89 DOMINGUES Ivan Franco	26.132
19	34 MARTINUS Stenshorne	26.157
20	78 BLOKINA Viktoria	26.183
21	41 RIED Jonas	26.214
22	2 DEUKMEDJAN Arias	26.233
23	33 BADOER Brando	26.319
24	48 SPERANDIO Elia	26.404
25	11 PERINO Pedro	26.510
26	21 FRASSINETI Andrea	26.521
27	96 CASTRO Jules	26.539
28	83 WEUG Maya	26.547
29	35 CLEROT Pedro	26.559
30	23 PARTYSHEV Oleksandr	26.619
31	36 AKHMED Ismail	26.755
32	61 MASCHIO Giovanni	26.968
33	29 RISHAB Anandraj Jain	27.062

SEG. 2		
1	12 ANTONELLI Kimi	38.904
2	13 WHARTON James Anthon	39.100
3	88 CAMARA Rafael	39.195
4	77 BARNARD Taylor	39.214
5	15 BEDRIN Nikita	39.324
6	14 LUND Frederik	39.379
7	22 DUNNE Alexander	39.449
8	52 AMAND Marcus	39.512
9	17 FITTIPALDI Emerson Jr.	39.574
10	34 MARTINUS Stenshorne	39.635
11	7 WURZ Charlie	39.691
12	2 DEUKMEDJAN Arias	39.785
13	71 FLACK Marcos	39.903
14	80 ESCOTTO Ricardo	39.914
15	9 SPINA Alfio Andrea	39.916
16	20 LAURSEN Conrad	39.973
17	89 DOMINGUES Ivan Franco	39.992
18	37 SZTUKA Kacper	40.117
19	33 BADOER Brando	40.123
20	35 CLEROT Pedro	40.235
21	11 PERINO Pedro	40.306
22	41 RIED Jonas	40.352
23	96 CASTRO Jules	40.373
24	44 BOHRA Nikhil	40.659
25	27 ISCHER Ethan	40.806
26	83 WEUG Maya	40.878
27	21 FRASSINETI Andrea	40.890
28	23 PARTYSHEV Oleksandr	40.957
29	48 SPERANDIO Elia	41.094
30	78 BLOKINA Viktoria	41.455
31	61 MASCHIO Giovanni	41.778
32	36 AKHMED Ismail	41.813
33	29 RISHAB Anandraj Jain	42.528

SEG. 3		
1	12 ANTONELLI Kimi	34.679
2	13 WHARTON James Anthon	34.716
3	88 CAMARA Rafael	34.858
4	15 BEDRIN Nikita	34.908
5	22 DUNNE Alexander	35.153
6	52 AMAND Marcus	35.216
7	77 BARNARD Taylor	35.322
8	44 BOHRA Nikhil	35.343
9	20 LAURSEN Conrad	35.424
10	80 ESCOTTO Ricardo	35.500
11	7 WURZ Charlie	35.541
12	14 LUND Frederik	35.569
13	34 MARTINUS Stenshorne	35.621
14	89 DOMINGUES Ivan Franco	35.641
15	35 CLEROT Pedro	35.660
16	71 FLACK Marcos	35.690
17	37 SZTUKA Kacper	35.710
18	17 FITTIPALDI Emerson Jr.	35.732
19	96 CASTRO Jules	35.768
20	33 BADOER Brando	35.829
21	83 WEUG Maya	35.888
22	9 SPINA Alfio Andrea	35.927
23	2 DEUKMEDJAN Arias	35.950
24	21 FRASSINETI Andrea	36.179
25	41 RIED Jonas	36.223
26	27 ISCHER Ethan	36.253
27	23 PARTYSHEV Oleksandr	36.294
28	48 SPERANDIO Elia	36.361
29	11 PERINO Pedro	36.467
30	61 MASCHIO Giovanni	36.865
31	78 BLOKINA Viktoria	36.895
32	36 AKHMED Ismail	37.045
33	29 RISHAB Anandraj Jain	37.519

SEG. 4		
1	12 ANTONELLI Kimi	21.213
2	88 CAMARA Rafael	21.329
3	37 SZTUKA Kacper	21.415
4	77 BARNARD Taylor	21.437
5	13 WHARTON James Anthon	21.444
6	14 LUND Frederik	21.640
7	41 RIED Jonas	21.643
8	44 BOHRA Nikhil	21.652
9	20 LAURSEN Conrad	21.668
10	34 MARTINUS Stenshorne	21.678
11	52 AMAND Marcus	21.680
12	15 BEDRIN Nikita	21.727
13	89 DOMINGUES Ivan Franco	21.746
14	9 SPINA Alfio Andrea	21.762
15	22 DUNNE Alexander	21.793
16	7 WURZ Charlie	21.808
17	71 FLACK Marcos	21.820
18	17 FITTIPALDI Emerson Jr.	21.831
19	2 DEUKMEDJAN Arias	21.834
20	96 CASTRO Jules	21.861
21	83 WEUG Maya	21.900
22	27 ISCHER Ethan	21.902
23	80 ESCOTTO Ricardo	21.913
24	35 CLEROT Pedro	21.942
25	33 BADOER Brando	22.077
26	78 BLOKINA Viktoria	22.134
27	11 PERINO Pedro	22.169
28	21 FRASSINETI Andrea	22.211
29	23 PARTYSHEV Oleksandr	22.214
30	48 SPERANDIO Elia	22.322
31	61 MASCHIO Giovanni	22.615
32	29 RISHAB Anandraj Jain	22.713
33	36 AKHMED Ismail	22.795





ACI Racing Weekend Imola, 7-8 Maggio 2022

Italian F4 Championship by Abarth - Ideal Time Free Practice 1

 Imola Circuit 4.909 m
1 / 2

No.	Driver	Car	Seg. 1	Seg. 2	Seg. 3	Seg. 4	Ideal Time		
			Diff. 1	Diff. 2	Diff. 3	Diff. 4	Best Lap	Pos.	Diff.
1	12 ANTONELLI K. (ITA)	Tatuus F.4 T421	25.477 +0.135	38.904	34.679	21.213	2'00.273 2'00.408	1	0.135
2	13 WHARTON J. (AUS)	Tatuus F.4 T421	25.601	39.100	34.716	21.444 +0.364	2'00.861 2'01.225	3	0.364
3	88 CAMARA R. (BRA)	Tatuus F.4 T421	25.633	39.195	34.858	21.329 +0.200	2'01.015 2'01.215	2	0.200
4	15 BEDRIN N.	Tatuus F.4 T421	25.776	39.324	34.908	21.727 +0.089	2'01.735 2'01.824	4	0.089
5	77 BARNARD T. (GBR)	Tatuus F.4 T421	25.767	39.214 +0.149	35.322 +0.286	21.437	2'01.740 2'02.175	5	0.435
6	52 AMAND M. (FIN)	Tatuus F.4 T421	25.809 +0.288	39.512	35.216 +0.114	21.680 +0.122	2'02.217 2'02.741	6	0.524
7	22 DUNNE A. (IRL)	Tatuus F.4 T421	25.843 +0.034	39.449 +0.362	35.153 +0.276	21.793	2'02.238 2'02.910	8	0.672
8	14 LUND F. (DEN)	Tatuus F.4 T421	26.089 +0.241	39.379 +1.772	35.569	21.640 +0.279	2'02.677 2'04.969	22	2.292
9	7 WURZ C. (AUT)	Tatuus F.4 T421	25.638 +0.116	39.691	35.541 +0.063	21.808	2'02.678 2'02.857	7	0.179
10	17 FITTIPALDI E. (BRA)	Tatuus F.4 T421	25.920 +0.333	39.574 +0.786	35.732 +0.056	21.831 +0.564	2'03.057 2'04.796	20	1.739
11	20 LAURSEN C. (DEN)	Tatuus F.4 T421	25.994	39.973	35.424 +0.327	21.668	2'03.059 2'03.386	10	0.327
12	34 MARTINUS S. (NOR)	Tatuus F.4 T421	26.157 +0.005	39.635	35.621	21.678	2'03.091 2'03.096	9	0.005
13	37 SZTUKA K. (POL)	Tatuus F.4 T421	26.085 +0.118	40.117 +0.462	35.710 +0.247	21.415	2'03.327 2'04.154	16	0.827
14	80 ESCOTTO R. (MEX)	Tatuus F.4 T421	26.025 +0.177	39.914	35.500	21.913 +0.125	2'03.352 2'03.654	11	0.302
15	9 SPINA A. (ITA)	Tatuus F.4 T421	25.749	39.916	35.927 +0.396	21.762 +0.035	2'03.354 2'03.785	14	0.431
16	89 DOMINGUES I. (POR)	Tatuus F.4 T421	26.132 +0.060	39.992	35.641 +0.213	21.746	2'03.511 2'03.784	13	0.273
17	71 FLACK M. (AUS)	Tatuus F.4 T421	26.118 +0.214	39.903	35.690 +0.378	21.820 +0.243	2'03.531 2'04.366	18	0.835
18	44 BOHRA N. (USA)	Tatuus F.4 T421	25.910 +0.120	40.659	35.343	21.652 +0.008	2'03.564 2'03.692	12	0.128
19	2 DEUKMEDJAN A. (USA)	Tatuus F.4 T421	26.233	39.785	35.950 +0.144	21.834 +0.001	2'03.802 2'03.947	15	0.145
20	33 BADOER B. (ITA)	Tatuus F.4 T421	26.319	40.123	35.829	22.077	2'04.348 2'04.348	17	
21	35 CLEROT P. (BRA)	Tatuus F.4 T421	26.559	40.235	35.660 +0.231	21.942 +0.228	2'04.396 2'04.855	21	0.459
22	41 RIED J. (DEU)	Tatuus F.4 T421	26.214 +0.075	40.352	36.223	21.643 +0.675	2'04.432 2'05.182	23	0.750
23	96 CASTRO J. (BEL)	Tatuus F.4 T421	26.539	40.373	35.768	21.861	2'04.541 2'04.541	19	
24	27 ISCHER E. (CHE)	Tatuus F.4 T421	26.132 +0.225	40.806	36.253	21.902	2'05.093 2'05.318	24	0.225
25	83 WEUG M. (NLD)	Tatuus F.4 T421	26.547 +0.049	40.878	35.888 +0.727	21.900	2'05.213 2'05.989	26	0.776
26	11 PERINO P. (POR)	Tatuus F.4 T421	26.510	40.306	36.467	22.169	2'05.452 2'05.452	25	
27	21 FRASSINETI A. (ITA)	Tatuus F.4 T421	26.521	40.890	36.179 +0.110	22.211 +0.093	2'05.801 2'06.004	27	0.203
28	23 PARTYSHEV O. (UKR)	Tatuus F.4 T421	26.619 +0.253	40.957	36.294 +0.521	22.214	2'06.084 2'06.858	29	0.774
29	48 SPERANDIO E. (CHE)	Tatuus F.4 T421	26.404 +0.225	41.094	36.361 +0.442	22.322	2'06.181 2'06.848	28	0.667
30	78 BLOKINA V.	Tatuus F.4 T421	26.183	41.455	36.895 +0.467	22.134	2'06.667 2'07.134	30	0.467
31	61 MASCHIO G. (ITA)	Tatuus F.4 T421	26.968 +0.661	41.778 +1.126	36.865	22.615 +0.526	2'08.226 2'10.539	33	2.313
32	36 AKHMED I. (UZB)	Tatuus F.4 T421	26.755 +0.089	41.813	37.045	22.795	2'08.408 2'08.497	31	0.089
33	29 RISHAB A. (SGP)	Tatuus F.4 T421	27.062 +0.181	42.528	37.519	22.713 +0.061	2'09.822 2'10.064	32	0.242

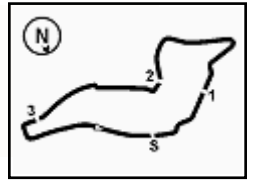
06/05/2022

Powered by FICr PERUGIA TIMING





1.3



ACI Racing Weekend Imola, 7-8 Maggio 2022 Italian F4 Championship by Abarth - Ideal Time Free Practice 1

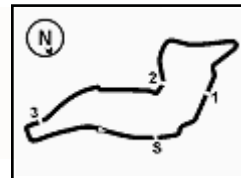
Imola Circuit 4.909 m
2 / 2

No. Driver	Car	Seg. 1	Seg. 2	Seg. 3	Seg. 4	Ideal Time		
		Diff. 1	Diff. 2	Diff. 3	Diff. 4	Best Lap	Pos.	Diff.
Overall Ideal Time		25.477	38.904	34.679	21.213	2'00.273		

06/05/2022

Powered by FICr PERUGIA TIMING





ACI Racing Weekend Imola, 7-8 Maggio 2022

Italian F4 Championship by Abarth - Chronological Analysis Free Practice 1

Imola Circuit 4.909 m

1 / 5
2 A. DEUKMEDJAN (2'03.947)

Lap	Seg.1	Seg.2	Seg.3	Seg.4	Lap Time	km/h	Local Time
1		43.656	37.916	23.054	141,4	13:27'39.951	
2	27.433	41.760	36.854	22.395	2'08.442	213,4	13:29'48.393
3	27.332	41.126	49.473	51.450	2'49.381P	220,9	13:32'37.774
4	1'08.219	41.416	36.860	22.528	2'49.023P	78,3	13:35'26.797
5	27.258	41.089	37.002	22.008	2'07.357	210,5	13:37'34.154
6	26.842	40.767	36.444	22.144	2'06.197	221,8	13:39'40.351
7	26.527	40.206	36.077	22.114	2'04.924	221,8	13:41'45.275
8	2'23.999	55.848	36.310	42.737	4'38.894P	221,8	13:46'24.169
9	5'52.326	1'17.777	53.023	22.117	8'25.243P	66,7	13:54'49.412
10	26.628	40.044	57.929	54.272	2'58.873P	222,7	13:57'48.285
11	1'22.378	1'27.032	1'21.953	37.306	4'48.669P	59,1	14:02'36.954
12	38.539	40.432	35.950	21.834	2'16.755	212,6	14:04'53.709
13	26.233	39.785	36.094	21.835	2'03.947	225,0	14:06'57.656

11	1'02.217	1'25.474	1'26.442	1'05.104	4'59.237P	69,8	14:02'34.056
12	56.820	42.015	37.466	22.202	2'38.503P	156,1	14:05'12.559

12 K. ANTONELLI (2'00.408)

Lap	Seg.1	Seg.2	Seg.3	Seg.4	Lap Time	km/h	Local Time
1		43.481	36.752	21.719	153,0	13:27'47.770	
2	25.819	40.290	35.304	23.195	2'04.608	224,5	13:29'52.378
3	25.599	39.499	46.846	40.111	2'32.055	225,5	13:32'24.433
4	56.453	41.947	35.161	21.539	2'35.100	78,6	13:34'59.533
5	25.780	39.336	35.046	21.629	2'01.791	222,2	13:37'01.324
6	25.742	39.548	34.886	6'27.859	8'08.035P	224,5	13:45'09.359
7	49.605	40.466	35.177	21.607	2'26.855P	160,2	13:47'36.214
8	25.477	39.051	35.414	22.295	2'02.237	224,1	13:49'38.451
9	1'02.512	1'13.314	1'04.146	42.660	4'02.632	51,1	13:53'41.083
10	43.504	39.903	44.555	22.340	2'30.302	86,1	13:56'11.385
11	57.592	1'22.986	1'06.191	46.694	4'13.463	70,2	14:00'24.848
12	1'01.592	1'05.553	35.216	21.398	3'03.759	71,6	14:03'28.607
13	25.612	38.904	34.679	21.213	2'00.408	223,6	14:05'29.015

7 C. WURZ (2'02.857)

Lap	Seg.1	Seg.2	Seg.3	Seg.4	Lap Time	km/h	Local Time
1		42.978	36.910	22.705	155,0	13:27'58.937	
2	26.189	41.271	36.309	22.252	2'06.021	223,6	13:30'04.958
3	26.106	40.373	56.006	38.134	2'40.619	224,1	13:32'45.577
4	47.717	40.865	36.093	21.879	2'26.554	88,1	13:35'12.131
5	26.321	40.685	36.173	21.885	2'05.064	225,0	13:37'17.195
6	26.141	40.205	35.934	21.981	2'04.261	225,5	13:39'21.456
7	25.915	40.480	35.572	21.901	2'03.868	226,4	13:41'25.324
8	25.638	39.835	35.541	4'57.916	6'38.930P	223,6	13:48'04.254
9	1'07.737	56.114	1'04.575	40.328	3'48.754P	154,5	13:51'53.008
10	55.842	1'12.932	38.138	21.998	3'08.910	82,4	13:55'01.918
11	26.228	40.311	1'09.239	40.055	2'55.833	225,5	13:57'57.751
12	58.307	1'23.115	1'27.981	41.963	4'31.366	68,3	14:02'29.117
13	26.596	40.077	36.791	21.821	2'05.285	224,5	14:04'34.402
14	25.754	39.691	35.604	21.808	2'02.857	226,4	14:06'37.259

13 J. WHARTON (2'01.225)

Lap	Seg.1	Seg.2	Seg.3	Seg.4	Lap Time	km/h	Local Time
1		42.842	37.056	22.504	155,4	13:27'49.197	
2	26.569	40.150	35.687	22.260	2'04.666	221,3	13:29'53.863
3	26.219	39.942	49.324	39.686	2'35.171	225,0	13:32'29.034
4	56.976	40.840	35.230	21.945	2'34.991	60,3	13:35'04.025
5	25.927	39.649	35.068	21.602	2'02.246	221,3	13:37'06.271
6	25.670	39.791	35.229	21.582	2'02.272	224,1	13:39'08.543
7	25.815	39.544	34.845	22.063	2'02.267	227,4	13:41'10.810
8	25.862	39.143	35.242	4'10.824	5'51.071P	222,2	13:47'01.881
9	56.884	39.893	39.278	22.380	2'38.435P	156,3	13:49'40.316
10	1'01.299	1'13.130	1'04.327	42.764	4'01.520	54,2	13:53'41.836
11	43.638	39.864	35.384	21.444	2'20.330	86,5	13:56'02.166
12	34.037	1'17.760	1'09.036	45.237	3'46.070	196,4	13:59'48.236
13	58.815	1'17.221	48.356	22.184	3'26.576	79,2	14:03'14.812
14	25.601	39.100	34.716	21.808	2'01.225	225,5	14:05'16.037

9 A. SPINA (2'03.785)

Lap	Seg.1	Seg.2	Seg.3	Seg.4	Lap Time	km/h	Local Time
1		42.886	37.803	22.553	148,4	13:27'59.197	
2	26.569	41.474	37.613	22.246	2'07.902	223,6	13:30'07.099
3	26.411	42.522	55.478	1'17.210	3'21.621P	222,7	13:33'28.720
4	42.104	41.435	37.098	22.107	2'22.744P	159,3	13:35'51.464
5	25.823	40.156	36.798	22.281	2'05.058	223,6	13:37'56.522
6	26.258	40.616	36.478	21.943	2'05.295	224,1	13:40'01.817
7	26.069	40.437	36.268	22.132	2'04.906	223,6	13:42'06.723
8	28.048	50.359	51.617	2'52.523	5'02.547P	209,7	13:47'09.270
9	43.247	41.892	37.485	22.307	2'24.931P	159,5	13:49'34.201
10	43.232	56.053	49.602	33.089	3'01.976	103,2	13:52'36.177
11	52.587	56.737	39.778	22.499	2'51.601	88,2	13:55'27.778
12	30.154	52.779	47.008	34.454	2'44.395	224,5	13:58'12.173
13	1'04.326	1'22.405	1'26.043	36.767	4'29.541	57,3	14:02'41.714
14	26.211	40.347	35.927	21.762	2'04.247	224,5	14:04'45.961
15	25.749	39.916	36.323	21.797	2'03.785	224,1	14:06'49.746

14 F. LUND (2'04.969)

Lap	Seg.1	Seg.2	Seg.3	Seg.4	Lap Time	km/h	Local Time
1		43.965	37.892	23.197	139,9	13:27'50.006	
2	27.352	41.154	36.163	22.088	2'06.757	193,5	13:29'56.763
3	26.313	41.059	50.534	49.329	2'47.235P	224,5	13:32'43.998
4	1'00.685	41.092	36.456	22.272	2'40.505P	116,9	13:35'24.503
5	26.330	41.151	35.569	21.919	2'04.969	224,5	13:37'29.472
6	26.339	41.621	37.266	22.034	2'07.260	225,0	13:39'36.732
7	26.319	40.560	37.882	22.204	2'06.965	228,8	13:41'43.697
8	26.313	39.379	38.837	3'36.888	5'21.417P	223,6	13:47'05.114
9	44.211	40.981	35.755	21.640	2'22.587P	146,1	13:49'27.701
10	34.124	1'01.420	52.903	37.046	3'05.493	205,7	13:52'33.194
11	53.548	55.272	36.227	21.679	2'46.726	80,3	13:55'19.920
12	27.065	42.725	58.344	46.431	2'54.565P	225,9	13:58'14.485
13	1'14.397	1'24.546	1'39.936	22.477	4'41.356P	159,5	14:02'55.841
14	26.089	41.507	36.007	21.799	2'05.402	225,0	14:05'01.243

11 P. PERINO (2'05.452)

Lap	Seg.1	Seg.2	Seg.3	Seg.4	Lap Time	km/h	Local Time
1		43.561	37.618	23.268	135,8	13:27'41.968	
2	26.925	42.570	36.965	51.565	2'38.025	224,5	13:30'19.993
3	27.595	45.509	57.617	36.089	2'46.810	223,1	13:33'06.803
4	40.636	42.654	37.618	22.732	2'23.640	95,8	13:35'30.443
5	27.100	41.751	36.724	22.684	2'08.259	220,4	13:37'38.702
6	26.511	40.476	36.516	22.341	2'05.844	225,5	13:39'44.546
7	26.510	40.306	36.467	22.169	2'05.452	226,9	13:41'49.998
8	26.629	41.010	44.835	7'12.172	9'04.646P	226,4	13:50'54.644
9	1'01.343	1'16.320	1'09.025	22.642	3'49.330P	95,6	13:54'43.974
10	26.664	40.571	59.293	44.317	2'50.845	224,5	13:57'34.819

15 N. BEDRIN (2'01.824)

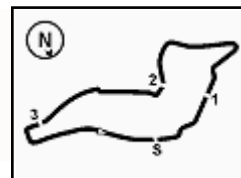
Lap	Seg.1	Seg.2	Seg.3	Seg.4	Lap Time	km/h	Local Time
1							13:24'38.614
2	1'50.386	45.368	40.143	47.723	4'03.620P	124,6	13:28'42.234
3	1'13.131	42.359	38.423	49.974	3'23.887P	142,1	13:32'06.121
4	1'14.255	44.143	35.701	21.775	2'55.874P	61,4	13:35'01.995
5	26.069	40.124	35.329	21.957	2'03.479	220,0	13:37'05.474
6	25.956	39.840	35.238	21.727	2'02.761	221,3	13:39'08.235
7	32.665	42.908	35.965	21.920	2'13.458	221,8	13:41'21.693

06/05/2022 P = Pits In/Out - C = Lap Time Cancelled





1.4



Imola Circuit 4.909 m

ACI Racing Weekend Imola, 7-8 Maggio 2022

Italian F4 Championship by Abarth - Chronological Analysis Free Practice 1

2 / 5

8	26.055	39.670	35.322	4'41.718	6'22.765P	220,4	13:47'44.458
9	53.646	41.733	56.470	40.347	3'12.196P	145,7	13:50'56.654
10	58.318	1'16.254	1'06.933	22.278	3'43.783	77,0	13:54'40.437
11	26.407	42.703	53.925	40.766	2'43.801	220,9	13:57'24.238
12	1'00.603	1'21.311	1'32.625	58.323	4'52.862	75,7	14:02'17.100
13	28.894	40.082	35.634	21.870	2'06.480	198,2	14:04'23.580
14	25.776	39.324	34.908	21.816	2'01.824	219,5	14:06'25.404

3	26.581	40.875	36.182	22.281	2'05.919	228,8	13:31'51.662
4	42.066	59.631	36.154	22.141	2'39.992	77,3	13:34'31.654
5	26.325	40.842	35.671	21.993	2'04.831	225,5	13:36'36.485
6	25.843	40.863	35.407	22.487	2'04.600	226,4	13:38'41.085
7	25.860	40.535	35.768	21.854	2'04.017	227,4	13:40'45.102
8	25.877	39.811	35.429	21.793	2'02.910	226,4	13:42'48.012
9	29.164	47.882	45.921	22.339	2'25.306	226,4	13:45'13.318
10	25.861	39.757	35.252	6'30.255	8'11.125P	226,9	13:53'24.443
11	51.175	40.894	38.737	23.167	2'33.973P	85,3	13:55'58.416
12	36.326	1'17.228	1'08.880	43.423	3'45.857	227,4	13:59'44.273
13	1'00.444	1'16.929	49.452	22.076	3'28.901	67,6	14:03'13.174
14	26.306	39.449	35.153	22.922	2'03.830	227,8	14:05'17.004

17 E. FITTIPALDI (2'04.796)

Lap	Seg.1	Seg.2	Seg.3	Seg.4	Lap Time	km/h	Local Time
1		43.263	36.967	22.858		144,6	13:27'36.690
2	27.457	41.903	36.952	23.179	2'09.491	215,1	13:29'46.181
3	26.772	41.507	40.628	47.209	2'36.116P	209,7	13:32'22.297
4	1'18.537	41.587	41.421	24.868	3'06.413P	79,4	13:35'28.710
5	26.758	41.139	35.874	22.238	2'06.009	223,6	13:37'34.719
6	26.781	41.009	36.215	24.268	2'08.273	208,9	13:39'42.992
7	26.253	40.360	35.788	22.395	2'04.796	222,7	13:41'47.788
8	26.327	39.995	41.330	57.733	2'45.385P	224,1	13:44'33.173
9	3'46.868	41.210	37.475	36.005	5'41.558P	161,2	13:50'14.731
10	49.454	1'09.252	1'00.062	44.168	3'42.936	91,9	13:53'57.667
11	34.266	40.094	35.732	22.069	2'12.161	180,3	13:56'09.828
12	48.650	1'14.437	1'10.857	51.890	4'05.834	78,0	14:00'15.662
13	56.678	1'13.929	35.934	21.831	3'08.372	79,8	14:03'24.034
14	25.920	39.574	38.757	22.066	2'06.317	224,5	14:05'30.351

20 C. LAURSEN (2'03.386)

Lap	Seg.1	Seg.2	Seg.3	Seg.4	Lap Time	km/h	Local Time
1		42.094	37.202	22.585		157,4	13:27'52.946
2	26.537	41.182	36.144	22.314	2'06.177	223,1	13:29'59.123
3	26.634	41.021	50.132	38.108	2'35.895	222,2	13:32'35.018
4	55.097	42.851	35.794	22.166	2'35.908	65,6	13:35'10.926
5	26.421	40.753	36.008	22.412	2'05.594	225,5	13:37'16.520
6	26.043	40.314	35.424	21.965	2'03.746	224,1	13:39'20.266
7	26.715	41.669	35.659	5'17.941	7'01.984P	221,8	13:46'22.250
8	54.320	40.241	35.539	21.988	2'32.088P	158,6	13:48'54.338
9	26.881	55.706	1'01.373	38.623	3'02.583	206,9	13:51'56.921
10	53.568	1'12.282	38.176	23.242	3'07.268	83,3	13:55'04.189
11	26.492	40.746	1'07.215	39.819	2'54.272	227,4	13:57'58.461
12	58.278	1'23.864	1'30.495	39.376	4'32.013	69,1	14:02'30.474
13	26.389	40.485	35.562	23.097	2'05.533	224,5	14:04'36.007
14	25.994	39.973	35.751	21.668	2'03.386	224,5	14:06'39.393

21 A. FRASSINETI (2'06.004)

Lap	Seg.1	Seg.2	Seg.3	Seg.4	Lap Time	km/h	Local Time
1							13:24'45.904
2	1'44.170	44.992	40.111	23.590	3'32.863P	149,8	13:28'18.767
3	27.155	42.507	38.761	22.784	2'11.207	219,1	13:30'29.974
4	26.870	50.468	52.958	30.840	2'41.136	222,7	13:33'11.110
5	37.998	42.136	37.180	22.802	2'20.116	95,3	13:35'31.226
6	27.340	41.496	36.894	22.431	2'08.161	204,2	13:37'39.387
7	26.714	42.345	37.698	22.263	2'09.020	222,7	13:39'48.407
8	26.554	40.956	39.719	6'05.587	7'52.816P	226,9	13:47'41.223
9	44.749	44.728	41.088	32.171	2'42.736P	150,0	13:50'23.959
10	46.379	1'07.467	1'03.522	44.610	3'41.978	100,7	13:54'05.937
11	29.723	41.584	36.179	22.211	2'09.697	189,8	13:56'15.634
12	54.863	1'23.341	1'06.373	46.308	4'10.885	64,8	14:00'26.519
13	1'01.548	1'05.331	37.415	22.372	3'06.666	68,1	14:03'33.185
14	26.521	40.890	36.289	22.304	2'06.004	225,5	14:05'39.189

22 A. DUNNE (2'02.910)

Lap	Seg.1	Seg.2	Seg.3	Seg.4	Lap Time	km/h	Local Time
1		43.831	36.910	22.616		145,6	13:27'39.115
2	26.325	41.230	36.688	22.385	2'06.628	226,4	13:29'45.743

06/05/2022 P = Pits In/Out - C = Lap Time Cancelled

23 O. PARTYSHEV (2'06.858)

Lap	Seg.1	Seg.2	Seg.3	Seg.4	Lap Time	km/h	Local Time
1		47.379	40.852	22.969		136,2	13:27'56.144
2	27.470	41.855	37.626	22.781	2'09.732	223,1	13:30'05.876
3	27.156	42.478	53.407	37.600	2'40.641	220,4	13:32'46.517
4	49.944	42.002	41.215	22.360	2'35.521	88,5	13:35'22.038
5	26.872	40.957	36.815	22.214	2'06.858	222,2	13:37'28.896
6	26.803	42.108	36.294	22.275	2'07.480	224,5	13:39'36.376
7	26.619	41.365	41.769	22.482	2'12.235	221,8	13:41'48.611
8	27.000	41.552	44.051	3'19.032	5'11.635P	225,9	13:47'00.246
9	43.578	41.693	36.301	23.468	2'25.040P	155,4	13:49'25.286
10	34.484	59.229	51.716	35.901	3'01.330	207,7	13:52'26.616
11	53.385	55.504	38.277	22.278	2'49.444	75,4	13:55'16.060
12	26.822	44.186	1'00.404	37.594	2'49.006	226,4	13:58'05.066
13	59.303	1'22.381	1'29.877	40.054	4'31.615	70,0	14:02'36.681

27 E. ISCHER (2'05.318)

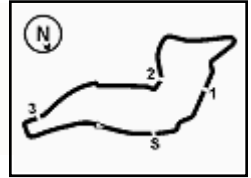
Lap	Seg.1	Seg.2	Seg.3	Seg.4	Lap Time	km/h	Local Time
1		47.231	39.417	24.050		131,5	13:27'54.199
2	27.239	42.944	37.160	22.993	2'10.336	222,2	13:30'04.535
3	27.729	44.550	54.033	37.495	2'43.807	191,5	13:32'48.342
4	49.626	42.548	38.400	23.048	2'33.622	93,3	13:35'21.964
5	27.535	43.084	36.663	22.675	2'09.957	206,5	13:37'31.921
6	26.325	41.159	36.566	22.412	2'06.462	224,1	13:39'38.383
7	26.290	41.211	36.357	22.239	2'06.097	224,5	13:41'44.480
8	26.132	41.190	38.956	3'35.497	5'21.775P	224,5	13:47'06.255
9	45.915	42.580	37.444	22.980	2'28.919P	144,0	13:49'35.174
10	43.012	56.455	49.206	33.126	3'01.799	92,0	13:52'36.973
11	52.663	56.989	38.939	22.708	2'51.299	91,8	13:55'28.272
12	31.349	52.882	46.556	36.155	2'46.942	224,5	13:58'15.214
13	1'03.174	1'22.193	1'26.580	36.315	4'28.262	46,9	14:02'43.476
14	26.991	41.004	36.300	22.215	2'06.510	214,3	14:04'49.986
15	26.357	40.806	36.253	21.902	2'05.318	225,0	14:06'55.304

29 A. RISHAB (2'10.064)

Lap	Seg.1	Seg.2	Seg.3	Seg.4	Lap Time	km/h	Local Time
1							13:25'23.827
2	1'24.147	47.901	42.582	23.687	3'18.317P	115,8	13:28'42.144
3	29.675	44.492	39.351	23.472	2'16.990	186,9	13:30'59.134
4	27.932	1'04.781	59.210	23.312	2'55.235	216,4	13:33'54.369
5	27.911	43.712	37.994	22.713	2'12.330	210,5	13:36'06.699
6	27.482	43.172	37.925	36.201	2'24.780	220,4	13:38'31.479
7	28.362	47.013	42.690	23.330	2'21.395	204,2	13:40'52.874
8	28.414	42.860	37.773	22.946	2'11.993	221,3	13:43'04.867
9	39.754	1'05.237	43.522	23.102	2'51.615	122,6	13:45'56.482
10	27.243	42.528	37.519	22.774	2'10.064	220,9	13:48'06.546
11	27.062	42.529	48.247	35.398	2'33.236	220,9	13:50'39.782
12	48.033	59.735	1'07.776	39.554	3'35.098	100,0	13:54'14.880
13	28.777	44.530	38.114	1'59.236	3'50.657P	212,2	13:58'05.537
14	1'16.917	1'21.256	1'33.169	28.406	4'39.748P	43,8	14:02'45.285

Powered by FICr PERUGIA TIMING





ACI Racing Weekend Imola, 7-8 Maggio 2022

Italian F4 Championship by Abarth - Chronological Analysis Free Practice 1

Imola Circuit 4.909 m

3 / 5

15 27.515 46.617 43.295 23.429 2'20.856 204,9 14:05'06.141

8	26.755	41.970	37.076	23.401	2'09.202	221,3	13:42'16.332
9	29.835	53.407	52.180	2'57.369	5'12.791P	179,7	13:47'29.123
10	45.898	44.944	40.739	34.897	2'46.478P	151,9	13:50'15.601
11	50.138	1'08.616	1'00.579	43.639	3'42.972	87,7	13:53'58.573

33 B. BADOER (2'04.348)

Lap	Seg.1	Seg.2	Seg.3	Seg.4	Lap Time	km/h	Local Time
1		43.808	37.869	22.834		149,8	13:27'35.715
2	27.638	42.142	36.708	22.979	2'09.467	212,6	13:29'45.182
3	26.909	44.510	52.382	39.564	2'43.365	223,1	13:32'28.547
4	57.060	44.193	37.024	22.574	2'40.851	70,2	13:35'09.398
5	26.832	41.235	36.311	22.531	2'06.909	222,7	13:37'16.307
6	28.143	41.271	36.164	22.708	2'08.286	178,2	13:39'24.593
7	27.711	41.452	36.390	22.349	2'07.902	211,4	13:41'32.495
8	26.627	40.822	44.034	52.879	2'44.362P	224,5	13:44'16.857
9	4'36.237	41.738	1'15.584	43.809	7'17.368P	153,8	13:51'34.225
10	59.251	1'14.912	46.312	23.091	3'23.566	75,4	13:54'57.791
11	26.535	40.660	1'03.730	44.960	2'55.885	223,6	13:57'53.676
12	1'01.521	1'23.267	1'21.240	46.947	4'32.975	67,5	14:02'26.651
13	26.652	40.531	36.189	22.090	2'05.462	221,8	14:04'32.113
14	26.319	40.123	35.829	22.077	2'04.348	225,5	14:06'36.461

37 K. SZTUKA (2'04.154)

Lap	Seg.1	Seg.2	Seg.3	Seg.4	Lap Time	km/h	Local Time
1		43.617	37.850	22.836		130,6	13:27'44.583
2	27.101	42.320	37.589	23.229	2'10.239	203,8	13:29'54.822
3	26.894	41.177	50.919	38.573	2'37.563	221,8	13:32'32.385
4	56.531	42.658	36.544	22.506	2'38.239	61,9	13:35'10.624
5	27.214	42.376	36.868	22.118	2'08.576	222,7	13:37'19.200
6	26.485	41.041	36.009	21.881	2'05.416	219,5	13:39'24.616
7	26.388	40.520	35.710	21.774	2'04.392	224,5	13:41'29.008
8	26.085	40.117	49.570	9'57.952	11'53.724P	223,6	13:53'22.732
9	52.073	41.081	35.788	21.697	2'30.639P	82,6	13:55'53.371
10	38.845	1'18.205	1'08.534	43.255	3'48.839	223,6	13:59'42.210
11	1'01.690	1'17.269	43.725	21.744	3'24.428	70,4	14:03'06.638
12	26.203	40.579	35.957	21.415	2'04.154	225,0	14:05'10.792

34 S. MARTINUS (2'03.096)

Lap	Seg.1	Seg.2	Seg.3	Seg.4	Lap Time	km/h	Local Time
1		43.891	38.015	22.810		140,1	13:27'32.487
2	26.897	41.007	36.622	22.137	2'06.663	221,8	13:29'39.150
3	26.470	40.631	36.498	44.803	2'28.402P	224,5	13:32'07.552
4	1'23.341	44.994	37.640	22.525	3'08.500P	65,1	13:35'16.052
5	26.533	40.513	37.949	22.611	2'07.606	225,9	13:37'23.658
6	26.426	40.537	36.123	21.966	2'05.052	226,9	13:39'28.710
7	26.318	40.148	36.069	22.142	2'04.677	227,4	13:41'33.387
8	26.157	40.853	45.046	57.994	2'50.050P	227,4	13:44'23.437
9	4'42.425	45.843	1'01.542	41.507	7'11.317P	148,8	13:51'34.754
10	59.275	1'15.778	43.460	22.326	3'20.839	76,3	13:54'55.593
11	26.264	40.242	1'03.290	41.898	2'51.694	226,9	13:57'47.287
12	59.329	1'16.448	1'26.602	53.985	4'36.364	76,2	14:02'23.651
13	26.778	40.400	35.700	21.789	2'04.667	218,6	14:04'28.318
14	26.162	39.635	35.621	21.678	2'03.096	228,8	14:06'31.414

41 J. RIED (2'05.182)

Lap	Seg.1	Seg.2	Seg.3	Seg.4	Lap Time	km/h	Local Time
1		44.907	37.924	22.581		137,4	13:28'07.483
2	27.020	41.711	37.220	22.721	2'08.672	217,7	13:30'16.155
3	26.800	44.628	57.156	48.453	2'57.037P	222,2	13:33'13.192
4	1'03.031	41.434	36.753	22.316	2'43.534P	159,8	13:35'56.726
5	26.457	40.993	38.120	22.322	2'07.892	215,6	13:38'04.618
6	26.214	40.862	36.362	22.121	2'05.559	220,4	13:40'10.177
7	26.289	40.352	36.223	22.318	2'05.182	221,8	13:42'15.359
8	28.713	54.336	51.768	5'37.826	7'52.643P	191,2	13:50'08.002
9	1'08.560	1'03.276	1'03.936	43.823	3'59.595P	81,1	13:54'07.597
10	29.059	41.479	36.384	23.068	2'09.990	199,6	13:56'17.587
11	54.498	1'22.960	1'07.116	45.354	4'09.928	74,9	14:00'27.515
12	1'01.791	1'04.763	37.279	22.356	3'06.189	68,4	14:03'33.704
13	27.631	40.791	36.772	21.643	2'06.837	224,1	14:05'40.541

35 P. CLEROT (2'04.855)

Lap	Seg.1	Seg.2	Seg.3	Seg.4	Lap Time	km/h	Local Time
1		43.295	36.941	22.589		148,6	13:28'03.924
2	27.561	42.198	39.068	22.613	2'11.440	224,1	13:30'15.364
3	27.202	42.812	57.994	35.943	2'43.951	222,2	13:32'59.315
4	43.812	41.328	37.516	24.170	2'26.826	75,4	13:35'26.141
5	27.257	41.207	36.275	21.942	2'06.681	222,2	13:37'32.822
6	26.698	44.729	36.549	22.509	2'10.485	224,1	13:39'43.307
7	29.591	47.968	37.541	22.399	2'17.499	225,5	13:42'00.806
8	26.656	42.036	59.809	34.804	2'43.305	222,2	13:44'44.111
9	27.781	41.023	36.213	22.085	2'07.102	208,9	13:46'51.213
10	26.660	40.684	35.873	22.223	2'05.440	220,9	13:48'56.653
11	26.617	56.367	59.570	3'23.443	5'45.997P	221,3	13:54'42.650
12	48.661	45.308	1'04.632	39.180	3'17.781P	153,4	13:58'00.431
13	1'01.706	1'21.610	1'29.872	39.087	4'32.275	67,0	14:02'32.706
14	26.797	40.806	35.660	22.060	2'05.323	221,8	14:04'38.029
15	26.559	40.235	35.891	22.170	2'04.855	224,1	14:06'42.884

44 N. BOHRA (2'03.692)

Lap	Seg.1	Seg.2	Seg.3	Seg.4	Lap Time	km/h	Local Time
1		44.280	37.639	22.693		139,2	13:27'40.084
2	26.473	41.979	36.875	22.265	2'07.592	219,5	13:29'47.676
3	26.460	41.218	40.505	38.370	2'26.553	222,2	13:32'14.229
4	47.681	51.650	35.699	22.053	2'37.083	96,1	13:34'51.312
5	26.144	40.747	35.971	22.099	2'04.961	220,9	13:36'56.273
6	25.954	40.717	35.576	22.192	2'04.439	220,4	13:39'00.712
7	26.030	40.659	35.343	21.660	2'03.692	220,9	13:41'04.404
8	25.910	40.674	35.924	43.590	2'26.098P	223,1	13:43'30.502
9	5'57.310	52.506	59.745	37.347	8'26.908P	159,1	13:51'57.410
10	53.951	1'12.413	37.906	24.322	3'08.592	85,6	13:55'06.002
11	26.211	41.593	1'05.750	39.507	2'53.061	224,1	13:57'59.063
12	1'01.260	1'21.982	1'29.709	58.731	4'51.682P	74,9	14:02'50.745
13	52.649	40.949	35.593	21.652	2'30.843P	155,4	14:05'21.588

48 E. SPERANDIO (2'06.848)

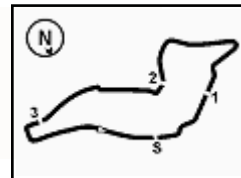
Lap	Seg.1	Seg.2	Seg.3	Seg.4	Lap Time	km/h	Local Time
1							13:28'20.845
2	50.308	46.123	40.026	23.404	2'39.861P	150,4	13:31'00.706
3	30.689	1'03.874	1'00.790	23.006	2'58.359	216,9	13:33'59.065
4	27.101	42.794	37.791	22.618	2'10.304	220,0	13:36'09.369
5	26.680	42.520	37.463	22.808	2'09.471	222,7	13:38'18.840
6	26.588	41.477	36.361	22.532	2'06.958	222,7	13:40'25.798
7	26.629	41.094	36.803	22.322	2'06.848	221,8	13:42'32.646
8	29.103	55.280	47.782	22.536	2'34.701	213,9	13:45'07.347
9	26.404	41.856	38.960	9'39.283	11'26.503P	220,9	13:56'33.850

36 I. AKHMED (2'08.497)

Lap	Seg.1	Seg.2	Seg.3	Seg.4	Lap Time	km/h	Local Time
1							13:24'53.838
2	1'41.839	46.780	42.784	24.925	3'36.328P	124,9	13:28'30.166
3	31.735	46.375	38.857	24.758	2'21.725	188,2	13:30'51.891
4	28.160	53.481	52.587	29.163	2'43.391	218,6	13:33'35.282
5	27.881	43.090	38.140	22.950	2'12.061	216,4	13:35'47.343
6	26.844	41.813	37.045	22.795	2'08.497	220,9	13:37'55.840
7	28.124	42.954	37.158	23.054	2'11.290	222,2	13:40'07.130

06/05/2022 P = Pits In/Out - C = Lap Time Cancelled





Imola Circuit 4.909 m

4 / 5

10	54.781	1'11.219	1'03.500	45.628	3'55.128P	75,3	14:00'28.978	13	1'02.394	1'25.862	1'26.312	53.867	4'48.435	72,0	14:02'21.954
11	1'01.475	1'04.877	37.535	23.397	3'07.284	65,2	14:03'36.262	14	27.445	39.736	35.932	21.453	2'04.566	207,7	14:04'26.520
12	27.071	42.160	37.282	22.638	2'09.151	222,7	14:05'45.413	15	25.767	39.363	35.608	21.437	2'02.175	222,2	14:06'28.695

52 M. AMAND (2'02.741)								78 V. BLOKINA (2'07.134)							
Lap	Seg.1	Seg.2	Seg.3	Seg.4	Lap Time	km/h	Local Time	Lap	Seg.1	Seg.2	Seg.3	Seg.4	Lap Time	km/h	Local Time
1		42.088	37.206	39.761		145,2	13:27'54.297	1							13:24'56.359
2	58.145	41.637	36.043	22.178	2'38.003P	155,0	13:30'32.300	2	1'42.737	47.373	42.106	23.725	3'35.941P	149,2	13:28'32.300
3	26.652	54.932	55.236	34.463	2'51.283	225,5	13:33'23.583	3	29.574	44.026	37.698	12'00.036	13'51.334P	182,7	13:42'23.634
4	31.611	41.841	44.086	22.378	2'19.916	191,5	13:35'43.499	4	47.956	52.578	46.816	24.519	2'51.869P	153,4	13:45'15.503
5	26.517	40.112	36.103	21.808	2'04.540	225,9	13:37'48.039	5	27.738	43.111	37.382	22.435	2'10.666	218,6	13:47'26.169
6	26.097	39.512	35.330	21.802	2'02.741	225,5	13:39'50.780	6	27.599	42.360	37.765	22.566	2'10.290	209,3	13:49'36.459
7	25.809	40.170	44.851	22.157	2'12.987	227,4	13:42'03.767	7	42.368	56.916	48.803	33.034	3'01.121	96,8	13:52'37.580
8	25.884	41.813	59.334	48.643	2'55.674P	225,9	13:44'59.441	8	52.557	59.215	38.840	22.549	2'53.161	92,1	13:55'30.741
9					5'40.990P		13:50'40.431	9	28.390	52.403	46.712	34.239	2'41.744	225,0	13:58'12.485
10	59.929	1'07.502	1'04.894	26.770	3'39.095P	96,0	13:54'19.526	10	1'04.636	1'22.322	1'26.254	37.584	4'30.796	48,6	14:02'43.281
11	26.485	50.185	49.478	38.394	2'44.542	224,1	13:57'04.068	11	27.735	41.565	36.895	22.152	2'08.347	223,1	14:04'51.628
12	53.514	1'08.382	59.759	43.840	3'45.495P	80,4	14:00'49.563	12	26.183	41.455	37.362	22.134	2'07.134	225,5	14:06'58.762
13	1'15.684	53.600	36.532	21.745	3'07.561P	132,8	14:03'57.124								
14	26.200	39.695	35.216	21.680	2'02.791	224,5	14:05'59.915								

61 G. MASCHIO (2'10.539)							
Lap	Seg.1	Seg.2	Seg.3	Seg.4	Lap Time	km/h	Local Time
1		47.250	39.096	23.735		117,3	13:28'21.096
2	30.106	46.421	39.612	23.333	2'19.472	218,6	13:30'40.568
3	31.491	59.880	52.675	47.884	3'11.930P	220,9	13:33'52.498
4	59.833	43.344	41.812	23.343	2'48.332P	149,6	13:36'40.830
5	27.629	42.904	36.865	23.141	2'10.539	220,4	13:38'51.369
6	26.968	42.549	38.546	22.615	2'10.678	220,9	13:41'02.047
7	28.872	41.778	39.324	3'10.003	4'59.977P	221,3	13:46'02.024
8	58.852	43.845	37.747	23.025	2'43.469P	153,4	13:48'45.493

71 M. FLACK (2'04.366)							
Lap	Seg.1	Seg.2	Seg.3	Seg.4	Lap Time	km/h	Local Time
1		45.671	37.853	22.684		138,1	13:27'51.535
2	26.881	41.411	37.659	22.655	2'08.606	206,5	13:30'00.141
3	26.832	40.935	49.811	48.747	2'46.325P	216,9	13:32'46.466
4	1'08.158	41.942	38.652	22.327	2'51.079P	156,1	13:35'37.545
5	26.396	40.463	36.401	22.055	2'05.315	223,1	13:37'42.860
6	26.322	40.544	35.860	22.102	2'04.828	221,8	13:39'47.688
7	26.332	39.903	36.068	22.063	2'04.366	223,1	13:41'52.054
8	26.264	40.497	44.224	3'20.721	5'11.706P	224,1	13:47'03.760
9	44.314	40.739	35.690	22.356	2'23.099P	145,6	13:49'26.859
10	34.155	59.761	51.542	37.893	3'03.351	209,3	13:52'30.210
11	52.237	57.548	36.058	21.820	2'47.663	66,3	13:55'17.873
12	26.253	41.586	59.252	48.398	2'55.489P	225,5	13:58'13.362
13	1'14.585	1'24.544	1'42.965	22.604	4'44.698P	157,0	14:02'58.060
14	26.118	40.094	36.014	26.064	2'08.290	223,6	14:05'06.350

77 T. BARNARD (2'02.175)							
Lap	Seg.1	Seg.2	Seg.3	Seg.4	Lap Time	km/h	Local Time
1							13:26'08.883
2	57.583	42.889	36.969	43.868	3'01.309P	152,3	13:29'10.192
3	53.570	44.442	37.021	44.799	2'59.832P	160,0	13:32'10.024
4	1'27.286	41.746	36.190	22.175	3'07.397P	84,6	13:35'17.421
5	26.152	40.319	35.690	21.832	2'03.993	222,7	13:37'21.414
6	25.912	39.813	35.998	22.118	2'03.841	223,1	13:39'25.255
7	26.709	40.014	35.664	21.951	2'04.338	222,7	13:41'29.593
8	25.926	40.105	41.913	2'50.243	4'38.187P	224,1	13:46'07.780
9	41.230	39.601	35.322	21.602	2'17.755P	163,1	13:48'25.535
10	26.319	39.214	58.374	38.373	2'42.280	221,3	13:51'07.815
11	1'05.772	1'18.941	53.230	21.586	3'39.529	61,4	13:54'47.344
12	26.074	39.869	55.782	44.450	2'46.175	222,2	13:57'33.519

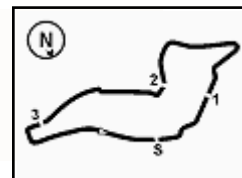
80 R. ESCOTTO (2'03.654)							
Lap	Seg.1	Seg.2	Seg.3	Seg.4	Lap Time	km/h	Local Time
1							13:25'01.795
2	1'43.401	44.103	38.415	22.536	3'28.455P	134,5	13:28'30.250
3	26.622	42.308	36.662	22.189	2'07.781	217,7	13:30'38.031
4	26.051	51.193	54.518	34.350	2'46.112	224,1	13:33'24.143
5	29.700	42.402	36.339	22.189	2'10.630	197,8	13:35'34.773
6	26.631	41.138	36.201	21.913	2'05.883	221,8	13:37'40.656
7	26.198	40.727	36.471	21.982	2'05.378	224,1	13:39'46.034
8	26.147	40.370	36.637	21.918	2'05.072	225,0	13:41'51.106
9	26.393	40.524	39.172	5'32.382	7'18.471P	224,5	13:49'09.577
10	51.020	59.574	51.546	36.142	3'18.282P	154,7	13:52'27.859
11	52.629	55.467	37.429	22.135	2'47.660	83,5	13:55'15.519
12	26.025	41.527	1'01.043	37.637	2'46.232	224,5	13:58'01.751
13	1'01.897	1'22.051	1'30.257	40.024	4'34.229	71,7	14:02'35.980
14	26.202	39.914	35.500	22.038	2'03.654	223,6	14:04'39.634
15	26.047	40.157	36.078	22.431	2'04.713	226,4	14:06'44.347

83 M. WEUG (2'05.989)							
Lap	Seg.1	Seg.2	Seg.3	Seg.4	Lap Time	km/h	Local Time
1							13:26'38.105
2	47.151	45.067	37.786	22.776	2'32.780P	147,5	13:29'10.885
3	27.150	42.454	37.028	23.333	2'09.965	220,0	13:31'20.850
4	43.987	1'11.812	42.110	23.736	3'01.645	121,6	13:34'22.495
5	27.000	41.912	37.008	22.202	2'08.122	221,3	13:36'30.617
6	26.622	41.009	36.202	22.299	2'06.132	221,3	13:38'36.749
7	26.547	41.735	35.888	2'41.199	4'25.369P	222,2	13:43'02.118
8	54.954	56.117	38.026	22.680	2'51.777P	106,1	13:45'53.895
9	26.935	41.597	36.384	22.437	2'07.353	220,0	13:48'01.248
10	26.674	41.771	38.699	32.609	2'19.753	220,0	13:50'21.001
11	47.810	1'07.719	1'03.635	45.518	3'44.682	102,9	13:54'05.683
12	29.433	41.291	36.213	22.148	2'09.085	201,5	13:56'14.768
13	54.714	1'23.590	1'06.036	46.643	4'10.983	69,0	14:00'25.751
14	1'01.107	1'06.330	36.514	22.056	3'06.007	73,2	14:03'31.758
15	26.596	40.878	36.615	21.900	2'05.989	222,2	14:05'37.747

88 R. CAMARA (2'01.215)							
Lap	Seg.1	Seg.2	Seg.3	Seg.4	Lap Time	km/h	Local Time
1							13:26'45.188
2	43.310	41.030	35.643	22.356	2'22.339P	153,6	13:29'07.527
3	26.026	40.149	35.277	22.014	2'03.466	217,7	13:31'10.993
4	42.556	1'21.090	42.550	22.366	3'08.562	198,9	13:34'19.555
5	25.830	39.898	35.347	21.849	2'02.924	223,1	13:36'22.479
6	25.818	39.611	35.226	21.472	2'02.127	224,5	13:38'24.606

06/05/2022 P = Pits In/Out - C = Lap Time Cancelled





ACI Racing Weekend Imola, 7-8 Maggio 2022

Italian F4 Championship by Abarth - Chronological Analysis Free Practice 1

7	33.714	59.296	35.767	21.676	2'30.453	224,5	13:40'55.059
8	25.633	39.195	34.858	21.529	2'01.215	227,8	13:42'56.274
9	40.382	1'07.476	35.700	4'30.496	6'54.054P	129,5	13:49'50.328
10	1'10.959	1'11.530	1'00.103	43.528	4'06.120P	87,8	13:53'56.448
11	34.048	39.488	35.247	21.435	2'10.218	184,3	13:56'06.666
12	50.791	1'13.869	1'11.709	51.648	4'08.017	75,9	14:00'14.683
13	56.661	1'13.937	35.557	21.329	3'07.484	82,5	14:03'22.167

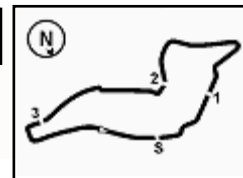
89 I. DOMINGUES (2'03.784)

Lap	Seg.1	Seg.2	Seg.3	Seg.4	Lap Time	km/h	Local Time
1		45.102	38.432	23.248		148,8	13:28'02.679
2	26.919	42.065	36.402	22.360	2'07.746	219,1	13:30'10.425
3	27.333	41.626	53.136	37.531	2'39.626	215,1	13:32'50.051
4	49.638	41.380	36.737	22.264	2'30.019	104,7	13:35'20.070
5	26.617	40.879	36.414	21.966	2'05.876	223,6	13:37'25.946
6	26.402	40.765	35.641	22.162	2'04.970	223,1	13:39'30.916
7	26.221	40.265	54.481	22.003	2'22.970	223,1	13:41'53.886
8	26.132	40.098	44.221	3'22.791	5'13.242P	222,2	13:47'07.128
9	44.764	41.328	36.105	21.971	2'24.168P	157,0	13:49'31.296
10	33.757	59.263	53.016	36.676	3'02.712	183,1	13:52'34.008
11	53.700	55.470	36.815	21.910	2'47.895	81,5	13:55'21.903
12	26.240	43.573	57.322	36.925	2'44.060	223,6	13:58'05.963
13	59.377	1'25.158	1'27.442	38.638	4'30.615	64,7	14:02'36.578
14	27.794	40.980	35.724	21.794	2'06.292	222,2	14:04'42.870
15	26.192	39.992	35.854	21.746	2'03.784	222,2	14:06'46.654

96 J. CASTRO (2'04.541)

Lap	Seg.1	Seg.2	Seg.3	Seg.4	Lap Time	km/h	Local Time
1		44.719	39.108	23.214		142,9	13:27'35.020
2	29.792	43.370	39.319	41.511	2'33.992	207,3	13:30'09.012
3	29.301	42.348	55.038	48.158	2'54.845P	208,1	13:33'03.857
4	1'03.501	41.813	37.963	22.777	2'46.054P	154,3	13:35'49.911
5	27.438	48.944	38.653	22.821	2'17.856	210,5	13:38'07.767
6	27.288	41.520	36.616	22.428	2'07.852	220,4	13:40'15.619
7	26.943	41.549	36.508	22.076	2'07.076	221,8	13:42'22.695
8	29.197	53.670	52.167	23.260	2'38.294	183,4	13:45'00.989
9	27.465	41.653	37.153	22.223	2'08.494	202,2	13:47'09.483
10	26.651	40.983	36.680	22.171	2'06.485	221,8	13:49'15.968
11	27.988	57.614	50.058	36.975	2'52.635	200,4	13:52'08.603
12	54.030	1'09.725	37.991	22.206	3'03.952	81,2	13:55'12.555
13	26.573	42.765	1'01.544	47.428	2'58.310P	223,6	13:58'10.865
14	1'14.891	1'22.897	1'36.119	25.635	4'39.542P	101,4	14:02'50.407
15	26.822	41.263	37.454	22.416	2'07.955	225,0	14:04'58.362
16	26.539	40.373	35.768	21.861	2'04.541	223,1	14:07'02.903





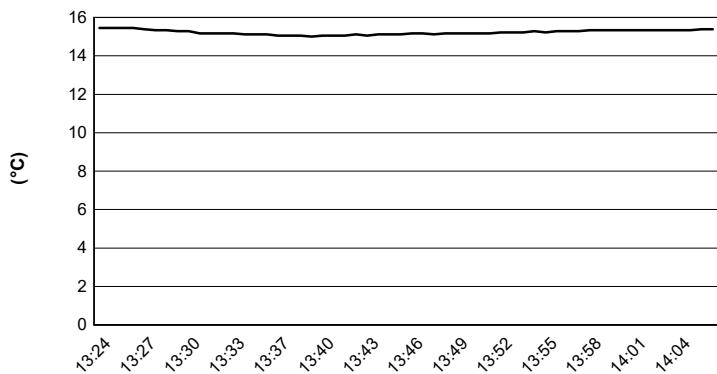
Imola Circuit 4.909 m

ACI Racing Weekend Imola, 7-8 Maggio 2022

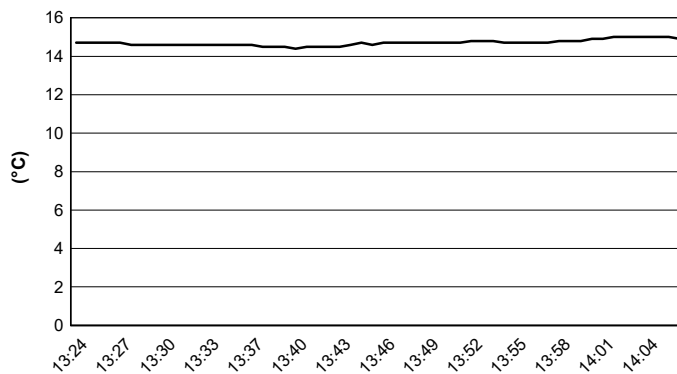
Italian F4 Championship by Abarth - Weather Report Free Practice 1

Session started 13:25 - Session ended 14:07

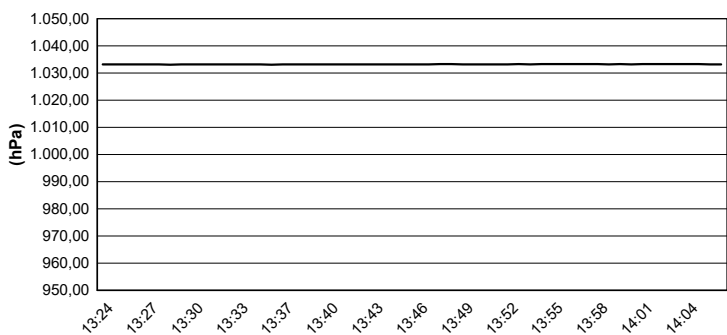
Air Temperature



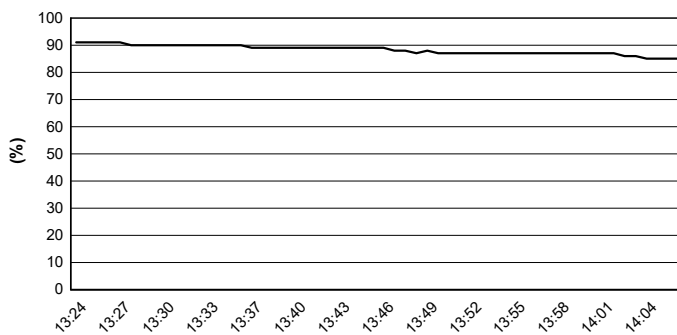
Track Temperature



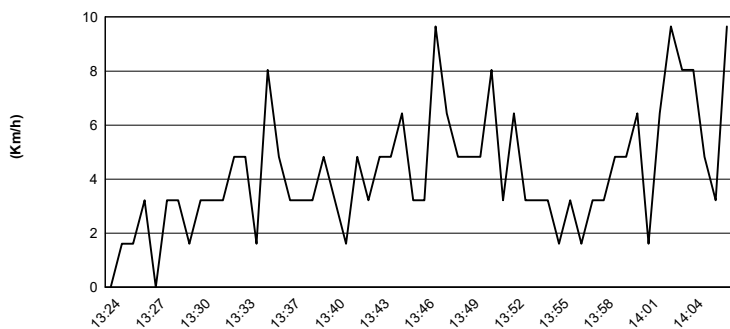
Air Pressure



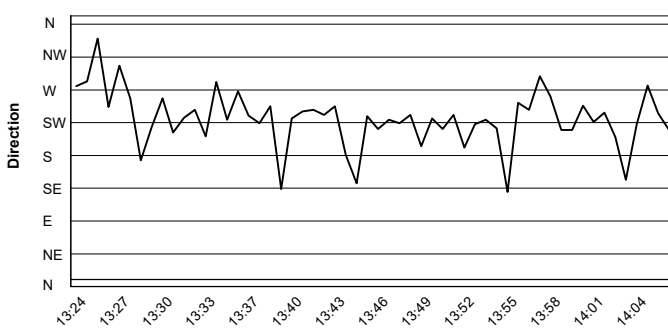
Humidity



Wind Speed



Wind Direction



06/05/2022

