

Imola Circuit 4.909 m

ACI Racing Weekend Imola, 7-8 Maggio 2022

Italian F4 Championship by Abarth - Result Race 1

Laps 15 = 73,635 km - Avg 134,731 km/h - Race Time 32'47.517

No.	Driver	Nat	Entrant	Team	Car	Class	Laps	Time	Gap	Rel.	Fastest Lap	
1	88 CAMARA Rafael	BRA	Prema Racing	Prema Racing	Tatuus F.4 T421	R	15	32'47.517		9	1'45.757	
2	22 DUNNE Alexander	IRL	US Racing	US Racing	Tatuus F.4 T421		15	32'47.855	0.338	0.338	9	1'46.002
3	15 BEDRIN Nikita		PHM Racing	PHM Racing	Tatuus F.4 T421		15	32'48.814	1.297	0.959	9	1'46.402
4	13 WHARTON James Anthony	AUS	Prema Racing	Prema Racing	Tatuus F.4 T421	R	15	32'49.195	1.678	0.381	15	1'46.407
5	34 MARTINUS Stenshorne	NOR	Van Amersfoort Racing	Van Amersfoort Racing	Tatuus F.4 T421	R	15	32'51.280	3.763	2.085	10	1'46.750
6	77 BARNARD Taylor	GBR	PHM Racing	PHM Racing	Tatuus F.4 T421		15	32'51.962	4.445	0.682	10	1'46.758
7	7 WURZ Charlie	AUT	Prema Racing	Prema Racing	Tatuus F.4 T421	R	15	32'52.722	5.205	0.760	15	1'46.785
8	52 AMAND Marcus	FIN	US Racing	US Racing	Tatuus F.4 T421		15	32'52.993	5.476	0.271	9	1'46.693
9	89 DOMINGUES Ivan Franco	POR	Iron Lynx	Iron Lynx	Tatuus F.4 T421	R	15	32'54.557	7.040	1.564	9	1'46.906
10	83 WEUG Maya	NLD	Iron Dames	Iron Dames	Tatuus F.4 T421		15	32'54.907	7.390	0.350	10	1'47.293
11	17 FITTIPALDI Emerson Jr.	BRA	Van Amersfoort Racing	Van Amersfoort Racing	Tatuus F.4 T421	R	15	32'55.212	7.695	0.305	10	1'47.246
12	9 SPINA Alfio Andrea	ITA	BWR Motorsport	BWR Motorsport	Tatuus F.4 T421	R	15	32'56.136	8.619	0.924	14	1'47.449
13	44 BOHRA Nikhil	USA	US Racing	US Racing	Tatuus F.4 T421	R	15	32'56.309	8.792	0.173	14	1'47.154
14	41 RIED Jonas	DEU	PHM Racing	PHM Racing	Tatuus F.4 T421		15	32'57.373	9.856	1.064	14	1'47.404
15	27 ISCHER Ethan	CHE	Jenzer Motorsport	Jenzer Motorsport	Tatuus F.4 T421	R	15	33'01.766	14.249	4.393	14	1'48.525
16	96 CASTRO Jules	BEL	Van Amersfoort Racing	Van Amersfoort Racing	Tatuus F.4 T421	R	15	33'02.042	14.525	0.276	14	1'48.457
17	78 BLOKINA Viktoria		PHM Racing	PHM Racing	Tatuus F.4 T421	R	15	33'02.074	14.557	0.032	14	1'48.532
18	35 CLEROT Pedro	BRA	AKM Motorsport	AKM Motorsport	Tatuus F.4 T421	R	15	33'02.463	14.946	0.389	9	1'48.752
19	71 FLACK Marcos	AUS	R-ACE GP	R-ACE GP	Tatuus F.4 T421		15	33'02.610	15.093	0.147	9	1'47.303
20	21 FRASSINETI Andrea	ITA	Frassinetti Albano	Cars Racing	Tatuus F.4 T421	R	15	33'05.118	17.601	2.508	10	1'49.622
21	29 RISHAB Anandraj Jain	SGP	BWR Motorsport	BWR Motorsport	Tatuus F.4 T421	R	15	33'09.077	21.560	3.959	9	1'49.939
22	36 AKHMED Ismail	UZB	AKM Motorsport	AKM Motorsport	Tatuus F.4 T421	R	15	33'10.177	22.660	1.100	15	1'50.564
23	48 SPERANDIO Eila	CHE	Maffi Racing	Maffi Racing	Tatuus F.4 T421	R	15	33'40.499	52.982	30.322	13	1'48.437
24	23 PARTYSHEV Oleksandr	UKR	Jenzer Motorsport	Jenzer Motorsport	Tatuus F.4 T421		13	29'21.998	2 Laps	2 Laps	9	1'47.934
25	12 ANTONELLI Kimi	ITA	Prema Racing	Prema Racing	Tatuus F.4 T421	R	10	22'24.379	5 Laps	3 Laps	9	1'45.751
26	2 DEUKMEDJAN Arias	USA	Van Amersfoort Racing	Van Amersfoort Racing	Tatuus F.4 T421	R	10	22'33.035	5 Laps	8.656	8	1'47.696
27	14 LUND Frederik	DEN	R-ACE GP	R-ACE GP	Tatuus F.4 T421	R	10	22'33.315	5 Laps	0.280	9	1'46.708
----- Not Classified -----												
RET	37 SZUKA Kacper	POL	US Racing	US Racing	Tatuus F.4 T421		8	19'02.481	7 Laps		8	1'49.263
RET	20 LAURSEN Conrad	DEN	Prema Racing	Prema Racing	Tatuus F.4 T421		6	15'17.312	9 Laps		4	1'50.588
RET	33 BADOER Brando	ITA	Van Amersfoort Racing	Van Amersfoort Racing	Tatuus F.4 T421	R	2	5'18.112	13 Laps		2	3'11.785
RET	11 PERINO Pedro	POR	US Racing	US Racing	Tatuus F.4 T421		1	2'09.525	14 Laps			
RET	61 MASCHIO Giovanni	ITA	AS Motorsport	AS Motorsport	Tatuus F.4 T421	R	0					
RET	80 ESCOTTO Ricardo	MEX	Cram Motorsport	Cram Motorsport	Tatuus F.4 T421	R	0					

Starting: 33 Classified: 27 Not Classified: 0 Retired: 6 Not Started: 0
 Fastest Lap N. 9 No. 12 Kimi Antonelli Time 1'45.751 Avg. 167,113 Km/h

Humidity:	78%	AIR	17°C
Condition:	WET	Track	18°C

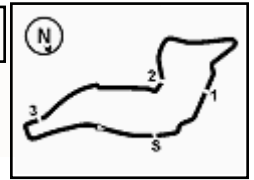
Clerk of the Course : Massimiliano Ghinassi

Race Director : Alessandro Ferrari

 Start 14:59 End 15:33
 07/05/2022

Powered by FICr PERUGIA TIMING





ACI Racing Weekend Imola, 7-8 Maggio 2022

Italian F4 Championship by Abarth - Result by Class Race 1

Rookie

Laps 15 = 73,635 km - Avg 134,731 km/h - Race Time 32'47.517

No.	Driver	Nat	Entrant	Team	Car	Laps	Time	Gap	Rel.	Fastest Lap
1	88 CAMARA Rafael	BRA	Prema Racing	Prema Racing	Tatuus F.4 T421	15	32'47.517			9 1'45.757
2	13 WHARTON James Anthony	AUS	Prema Racing	Prema Racing	Tatuus F.4 T421	15	32'49.195	1.678	1.678	15 1'46.407
3	34 MARTINUS Stenshome	NOR	Van Amersfoort Racing	Van Amersfoort Racing	Tatuus F.4 T421	15	32'51.280	3.763	2.085	10 1'46.750
4	7 WURZ Charlie	AUT	Prema Racing	Prema Racing	Tatuus F.4 T421	15	32'52.722	5.205	1.442	15 1'46.785
5	89 DOMINGUES Ivan Franco	POR	Iron Lynx	Iron Lynx	Tatuus F.4 T421	15	32'54.557	7.040	1.835	9 1'46.906
6	17 FITTIPALDI Emerson Jr.	BRA	Van Amersfoort Racing	Van Amersfoort Racing	Tatuus F.4 T421	15	32'55.212	7.695	0.655	10 1'47.246
7	9 SPINA Alfio Andrea	ITA	BWR Motorsport	BWR Motorsport	Tatuus F.4 T421	15	32'56.136	8.619	0.924	14 1'47.449
8	44 BOHRA Nikhil	USA	US Racing	US Racing	Tatuus F.4 T421	15	32'56.309	8.792	0.173	14 1'47.154
9	27 ISCHER Ethan	CHE	Jenzer Motorsport	Jenzer Motorsport	Tatuus F.4 T421	15	33'01.766	14.249	5.457	14 1'48.525
10	96 CASTRO Jules	BEL	Van Amersfoort Racing	Van Amersfoort Racing	Tatuus F.4 T421	15	33'02.042	14.525	0.276	14 1'48.457
11	78 BLOKINA Viktoria		PHM Racing	PHM Racing	Tatuus F.4 T421	15	33'02.074	14.557	0.032	14 1'48.532
12	35 CLEROT Pedro	BRA	AKM Motorsport	AKM Motorsport	Tatuus F.4 T421	15	33'02.463	14.946	0.389	9 1'48.752
13	21 FRASSINETI Andrea	ITA	Frassinetti Albano	Cars Racing	Tatuus F.4 T421	15	33'05.118	17.601	2.655	10 1'49.622
14	29 RISHAB Anandraj Jain	SGP	BWR Motorsport	BWR Motorsport	Tatuus F.4 T421	15	33'09.077	21.560	3.959	9 1'49.939
15	36 AKHMED Ismail	UZB	AKM Motorsport	AKM Motorsport	Tatuus F.4 T421	15	33'10.177	22.660	1.100	15 1'50.564
16	48 SPERANDIO Elia	CHE	Maffi Racing	Maffi Racing	Tatuus F.4 T421	15	33'40.499	52.982	30.322	13 1'48.437
17	12 ANTONELLI Kimi	ITA	Prema Racing	Prema Racing	Tatuus F.4 T421	10	22'24.379	5 Laps	5 Laps	9 1'45.751
18	2 DEUKMEDJAN Arias	USA	Van Amersfoort Racing	Van Amersfoort Racing	Tatuus F.4 T421	10	22'33.035	5 Laps	8.656	8 1'47.696
19	14 LUND Frederik	DEN	R-ACE GP	R-ACE GP	Tatuus F.4 T421	10	22'33.315	5 Laps	0.280	9 1'46.708
----- Not Classified -----										
RET	33 BADOER Brando	ITA	Van Amersfoort Racing	Van Amersfoort Racing	Tatuus F.4 T421	2	5'18.112	13 Laps		2 3'11.785
RET	61 MASCHIO Giovanni	ITA	AS Motorsport	AS Motorsport	Tatuus F.4 T421	0				
RET	80 ESCOTTO Ricardo	MEX	Cram Motorsport	Cram Motorsport	Tatuus F.4 T421	0				

Starting: 22 Classified: 19 Not Classified: 0 Retired: 3 Not Started: 0
 Fastest Lap N. 9 No. 12 Kimi Antonelli Time 1'45.751 Avg. 167,113 Km/h

Humidity:	78%	AIR	17°C
Condition:	WET	Track	18°C

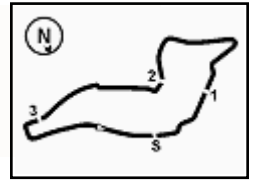
Clerk of the Course : Massimiliano Ghinassi

Race Director : Alessandro Ferrari

07/05/2022 Start 14:59 End 15:33

Powered by FICR PERUGIA TIMING





Imola Circuit 4.909 m

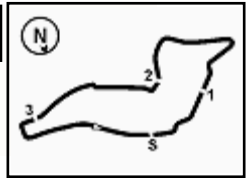
ACI Racing Weekend Imola, 7-8 Maggio 2022

Italian F4 Championship by Abarth - Lap Chart Race 1

		Lap														
	1	2	3	4	5	6	7	8	9	10	11	12	13	14	15	
1	12	12	12	12	12	12	12	12	12	88	88	88	88	88	88	
2	88	88	88	88	88	88	88	88	88	15	22	22	22	22	22	
3	15	15	15	15	15	15	15	15	15	22	15	15	15	15	15	
4	77	77	77	77	77	77	22	22	22	12	13	13	13	13	13	
5	22	22	22	22	22	22	77	77	13	13	77	77	77	34	34	
6	13	13	13	13	13	13	13	13	77	77	34	34	34	77	77	
7	34	34	34	34	20	20	34	34	34	34	7	7	7	7	7	
8	20	20	20	20	34	34	7	7	7	7	89	89	52	52	52	
9	7	7	7	7	7	7	89	89	89	89	52	52	89	89	89	
10	71	71	71	71	71	71	2	2	2	2	83	83	83	83	83	
11	89	89	89	89	89	89	71	71	71	14	17	17	17	17	17	
12	2	2	2	2	2	2	52	52	52	52	9	9	9	9	9	
13	17	17	17	17	17	17	83	14	14	83	44	44	44	44	44	
14	83	83	83	83	83	83	14	83	83	17	23	23	23	41	41	
15	44	44	44	44	37	37	17	17	17	23	41	41	41	27	27	
16	33	33	37	37	14	14	23	23	23	9	27	27	27	96	96	
17	11	37	14	14	44	44	9	9	9	44	96	96	96	78	78	
18	37	14	23	52	52	52	37	37	44	41	78	78	78	35	35	
19	14	23	52	23	23	23	44	44	41	27	21	21	35	71	71	
20	23	52	96	96	9	9	96	27	27	96	35	35	21	21	21	
21	52	96	21	9	96	96	27	41	96	78	36	36	71	29	29	
22	96	35	27	21	21	21	21	96	78	21	29	29	36	36	36	
23	35	21	48	27	27	27	41	78	21	35	71	71	29	48	48	
24	21	27	9	48	48	48	48	21	36	29	48	48	48			
25	27	48	78	78	41	41	78	36	35	36						
26	48	9	36	41	78	78	36	35	29	71						
27	9	78	29	36	36	36	29	29	48	48						
28	78	36	41	29	29	29	35	48								
29	36	29	35	35	35	35										
30	29	41														
31	41															

Final Result		
1	88 CAMARA R.	Laps 15
2	22 DUNNE A.	0.338
3	15 BEDRIN N.	1.297
4	13 WHARTON J.	1.678
5	34 MARTINUS S.	3.763
6	77 BARNARD T.	4.445
7	7 WURZ C.	5.205
8	52 AMAND M.	5.476
9	89 DOMINGUES I.	7.040
10	83 WEUG M.	7.390
11	17 FITTIPALDI E.	7.695
12	9 SPINA A.	8.619
13	44 BOHRA N.	8.792
14	41 RIED J.	9.856
15	27 ISCHER E.	14.249
16	96 CASTRO J.	14.525
17	78 BLOKINA V.	14.557
18	35 CLEROT P.	14.946
19	71 FLACK M.	15.093
20	21 FRASSINETI A.	17.601
21	29 RISHAB A.	21.560
22	36 AKHMED I.	22.660
23	48 SPERANDIO E.	52.982
24	23 PARTYSHEV O.	2 Laps
25	12 ANTONELLI K.	5 Laps
26	2 DEUKMEDJAN A.	5 Laps
27	14 LUND F.	5 Laps
RET	37 SZTUKA K.	7 Laps
RET	20 LAURSEN C.	9 Laps
RET	33 BADOER B.	13 Laps
RET	11 PERINO P.	14 Laps
RET	80 ESCOTTO R.	
RET	61 MASCHIO G.	





ACI Racing Weekend Imola, 7-8 Maggio 2022

Italian F4 Championship by Abarth - Best Sectors & Speed Race 1

RESULTS

Pos	Driver	Team	Laps
1	88 CAMARA Rafael	Tatuus F.4 T421	15
2	22 DUNNE Alexander	Tatuus F.4 T421	0.338
3	15 BEDRIN Nikita	Tatuus F.4 T421	1.297
4	13 WHARTON James Anthony	Tatuus F.4 T421	1.678
5	34 MARTINUS Stenshorne	Tatuus F.4 T421	3.763
6	77 BARNARD Taylor	Tatuus F.4 T421	4.445
7	7 WURZ Charlie	Tatuus F.4 T421	5.205
8	52 AMAND Marcus	Tatuus F.4 T421	5.476
9	89 DOMINGUES Ivan Franco	Tatuus F.4 T421	7.040
10	83 WEUG Maya	Tatuus F.4 T421	7.390
11	17 FITTIPALDI Emerson Jr.	Tatuus F.4 T421	7.695
12	9 SPINA Alfio Andrea	Tatuus F.4 T421	8.619
13	44 BOHRA Nikhil	Tatuus F.4 T421	8.792
14	41 RIED Jonas	Tatuus F.4 T421	9.856
15	27 ISCHER Ethan	Tatuus F.4 T421	14.249
16	96 CASTRO Jules	Tatuus F.4 T421	14.525
17	78 BLOKINA Viktoria	Tatuus F.4 T421	14.557
18	35 CLEROT Pedro	Tatuus F.4 T421	14.946
19	71 FLACK Marcos	Tatuus F.4 T421	15.093
20	21 FRASSINETI Andrea	Tatuus F.4 T421	17.601
21	29 RISHAB Anandraj Jain	Tatuus F.4 T421	21.560
22	36 AKHMED Ismail	Tatuus F.4 T421	22.660
23	48 SPERANDIO Elia	Tatuus F.4 T421	52.982
24	23 PARTYSHEV Oleksandr	Tatuus F.4 T421	2 Laps
25	12 ANTONELLI Kimi	Tatuus F.4 T421	5 Laps
26	2 DEUKMEDJAN Arias	Tatuus F.4 T421	5 Laps
27	14 LUND Frederik	Tatuus F.4 T421	5 Laps
RET	37 SZTUKA Kacper	Tatuus F.4 T421	7 Laps
RET	20 LAURSEN Conrad	Tatuus F.4 T421	9 Laps
RET	33 BADOER Brando	Tatuus F.4 T421	13 Laps
RET	11 PERINO Pedro	Tatuus F.4 T421	14 Laps
RET	61 MASCHIO Giovanni	Tatuus F.4 T421	
RET	80 ESCOTTO Ricardo	Tatuus F.4 T421	

SPEED

Pos	Driver	Team	Speed
1	41 RIED Jonas	Tatuus F.4 T421	242,2
2	52 AMAND Marcus	Tatuus F.4 T421	240,5
3	9 SPINA Alfio Andrea	Tatuus F.4 T421	240,5
4	20 LAURSEN Conrad	Tatuus F.4 T421	240,0
5	37 SZTUKA Kacper	Tatuus F.4 T421	239,5
6	23 PARTYSHEV Oleksandr	Tatuus F.4 T421	239,5
7	13 WHARTON James Anthony	Tatuus F.4 T421	238,9
8	34 MARTINUS Stenshorne	Tatuus F.4 T421	238,9
9	44 BOHRA Nikhil	Tatuus F.4 T421	238,4
10	48 SPERANDIO Elia	Tatuus F.4 T421	238,4
11	83 WEUG Maya	Tatuus F.4 T421	237,9
12	14 LUND Frederik	Tatuus F.4 T421	237,9
13	71 FLACK Marcos	Tatuus F.4 T421	237,9
14	78 BLOKINA Viktoria	Tatuus F.4 T421	236,8
15	77 BARNARD Taylor	Tatuus F.4 T421	236,8
16	7 WURZ Charlie	Tatuus F.4 T421	236,8
17	27 ISCHER Ethan	Tatuus F.4 T421	236,8
18	22 DUNNE Alexander	Tatuus F.4 T421	235,8
19	17 FITTIPALDI Emerson Jr.	Tatuus F.4 T421	235,8
20	88 CAMARA Rafael	Tatuus F.4 T421	234,8
21	36 AKHMED Ismail	Tatuus F.4 T421	234,8
22	21 FRASSINETI Andrea	Tatuus F.4 T421	234,3
23	35 CLEROT Pedro	Tatuus F.4 T421	234,3
24	29 RISHAB Anandraj Jain	Tatuus F.4 T421	234,3
25	2 DEUKMEDJAN Arias	Tatuus F.4 T421	234,3
26	15 BEDRIN Nikita	Tatuus F.4 T421	234,3
27	89 DOMINGUES Ivan Franco	Tatuus F.4 T421	233,8
28	96 CASTRO Jules	Tatuus F.4 T421	233,3
29	12 ANTONELLI Kimi	Tatuus F.4 T421	229,8
30	11 PERINO Pedro	Tatuus F.4 T421	195,3
31	80 ESCOTTO Ricardo	Tatuus F.4 T421	189,5
32	33 BADOER Brando	Tatuus F.4 T421	185,6

SEG. 1

1	88 CAMARA Rafael	22.629
2	12 ANTONELLI Kimi	22.666
3	22 DUNNE Alexander	22.671
4	7 WURZ Charlie	22.705
5	34 MARTINUS Stenshorne	22.729
6	52 AMAND Marcus	22.735
7	13 WHARTON James Anthon	22.745
8	89 DOMINGUES Ivan Franco	22.797
9	15 BEDRIN Nikita	22.836
10	9 SPINA Alfio Andrea	22.855
11	44 BOHRA Nikhil	22.861
12	77 BARNARD Taylor	22.862
13	83 WEUG Maya	22.918
14	17 FITTIPALDI Emerson Jr.	22.922
15	14 LUND Frederik	22.934
16	41 RIED Jonas	22.934
17	37 SZTUKA Kacper	22.981
18	23 PARTYSHEV Oleksandr	22.982
19	71 FLACK Marcos	22.983
20	20 LAURSEN Conrad	23.021
21	27 ISCHER Ethan	23.123
22	2 DEUKMEDJAN Arias	23.167
23	35 CLEROT Pedro	23.185
24	48 SPERANDIO Elia	23.191
25	96 CASTRO Jules	23.192
26	78 BLOKINA Viktoria	23.269
27	36 AKHMED Ismail	23.292
28	21 FRASSINETI Andrea	23.475
29	29 RISHAB Anandraj Jain	23.506
30	33 BADOER Brando	29.933
31	11 PERINO Pedro	30.039
32	80 ESCOTTO Ricardo	30.378

SEG. 2

1	12 ANTONELLI Kimi	33.868
2	88 CAMARA Rafael	34.003
3	15 BEDRIN Nikita	34.070
4	13 WHARTON James Anthon	34.107
5	22 DUNNE Alexander	34.129
6	77 BARNARD Taylor	34.265
7	7 WURZ Charlie	34.352
8	52 AMAND Marcus	34.354
9	44 BOHRA Nikhil	34.362
10	14 LUND Frederik	34.364
11	83 WEUG Maya	34.414
12	89 DOMINGUES Ivan Franco	34.435
13	34 MARTINUS Stenshorne	34.437
14	2 DEUKMEDJAN Arias	34.459
15	71 FLACK Marcos	34.476
16	17 FITTIPALDI Emerson Jr.	34.477
17	9 SPINA Alfio Andrea	34.553
18	48 SPERANDIO Elia	34.584
19	41 RIED Jonas	34.588
20	96 CASTRO Jules	34.694
21	37 SZTUKA Kacper	34.793
22	27 ISCHER Ethan	34.794
23	78 BLOKINA Viktoria	34.814
24	35 CLEROT Pedro	34.845
25	23 PARTYSHEV Oleksandr	34.894
26	21 FRASSINETI Andrea	35.005
27	20 LAURSEN Conrad	35.191
28	29 RISHAB Anandraj Jain	35.240
29	36 AKHMED Ismail	35.732
30	33 BADOER Brando	37.013
31	11 PERINO Pedro	37.241

SEG. 3

1	22 DUNNE Alexander	30.193
2	12 ANTONELLI Kimi	30.308
3	34 MARTINUS Stenshorne	30.321
4	88 CAMARA Rafael	30.328
5	15 BEDRIN Nikita	30.378
6	83 WEUG Maya	30.412
7	89 DOMINGUES Ivan Franco	30.415
8	52 AMAND Marcus	30.449
9	13 WHARTON James Anthon	30.467
10	7 WURZ Charlie	30.479
11	77 BARNARD Taylor	30.485
12	14 LUND Frederik	30.487
13	17 FITTIPALDI Emerson Jr.	30.582
14	2 DEUKMEDJAN Arias	30.679
15	71 FLACK Marcos	30.680
16	41 RIED Jonas	30.771
17	37 SZTUKA Kacper	30.816
18	23 PARTYSHEV Oleksandr	30.836
19	9 SPINA Alfio Andrea	30.877
20	44 BOHRA Nikhil	30.878
21	20 LAURSEN Conrad	30.898
22	35 CLEROT Pedro	31.021
23	78 BLOKINA Viktoria	31.145
24	48 SPERANDIO Elia	31.243
25	27 ISCHER Ethan	31.245
26	21 FRASSINETI Andrea	31.263
27	96 CASTRO Jules	31.365
28	29 RISHAB Anandraj Jain	31.406
29	36 AKHMED Ismail	31.626
30	33 BADOER Brando	32.453
31	11 PERINO Pedro	33.301

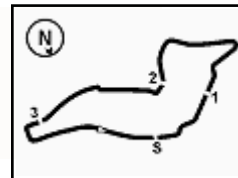
SEG. 4

1	88 CAMARA Rafael	18.744
2	22 DUNNE Alexander	18.777
3	13 WHARTON James Anthon	18.809
4	12 ANTONELLI Kimi	18.814
5	52 AMAND Marcus	18.855
6	34 MARTINUS Stenshorne	18.900
7	41 RIED Jonas	18.900
8	14 LUND Frederik	18.923
9	15 BEDRIN Nikita	18.930
10	77 BARNARD Taylor	18.954
11	71 FLACK Marcos	18.962
12	44 BOHRA Nikhil	18.971
13	7 WURZ Charlie	18.977
14	37 SZTUKA Kacper	18.978
15	17 FITTIPALDI Emerson Jr.	18.996
16	9 SPINA Alfio Andrea	18.998
17	89 DOMINGUES Ivan Franco	19.001
18	83 WEUG Maya	19.061
19	2 DEUKMEDJAN Arias	19.106
20	48 SPERANDIO Elia	19.143
21	35 CLEROT Pedro	19.162
22	78 BLOKINA Viktoria	19.171
23	23 PARTYSHEV Oleksandr	19.195
24	96 CASTRO Jules	19.197
25	27 ISCHER Ethan	19.236
26	21 FRASSINETI Andrea	19.255
27	29 RISHAB Anandraj Jain	19.436
28	36 AKHMED Ismail	19.465
29	20 LAURSEN Conrad	19.536
30	33 BADOER Brando	26.928
31	11 PERINO Pedro	28.944





5.5



ACI Racing Weekend Imola, 7-8 Maggio 2022

Italian F4 Championship by Abarth - Chronological Analysis Race 1

Imola Circuit 4.909 m

Start at 14:59'23.624

1 / 4

2 A. DEUKMEDJAN (1'47.696)

Lap	Seg.1	Seg.2	Seg.3	Seg.4	Lap Time	km/h	Local Time
1		37.085	32.151	25.373	2'03.363	180,6	15:01'26.987
2	32.081	1'09.614	59.748	29.832	3'11.275	196,4	15:04'38.262
3	37.961	50.311	58.490	20.063	2'46.825	103,8	15:07'25.087
4	23.384	35.058	33.069	19.262	1'50.773	234,3	15:09'15.860
5	23.192	42.214	1'04.146	41.402	2'50.954	234,3	15:12'06.814
6	33.919	42.410	59.765	19.786	2'35.880	143,6	15:14'42.694
7	23.457	36.142	31.025	19.163	1'49.787	231,8	15:16'32.481
8	23.250	34.596	30.744	19.106	1'47.696	228,8	15:18'20.177
9	23.167	34.459	30.924	19.152	1'47.702	229,8	15:20'07.879
10	24.064	34.780	30.679	19.257	1'48.780	229,8	15:21'56.659

Race Time 22'33.035

8	22.831	33.968	30.308	18.814	1'45.921	228,8	15:18'10.874
9	22.666	33.868	30.393	18.824	1'45.751	227,8	15:19'56.625
10	22.976	35.052	31.366	21.984	1'51.378	226,4	15:21'48.003

Race Time 22'24.379

13 J. WHARTON (1'46.407)

Lap	Seg.1	Seg.2	Seg.3	Seg.4	Lap Time	km/h	Local Time
1		36.008	31.549	21.792	1'56.770	173,9	15:01'20.394
2	33.322	1'10.210	59.415	28.854	3'11.801	178,8	15:04'32.195
3	38.399	51.144	1'00.424	20.612	2'50.579	111,5	15:07'22.774
4	23.027	36.103	31.283	18.930	1'49.343	233,3	15:09'12.117
5	22.938	40.190	1'06.137	41.229	2'50.494	234,8	15:12'02.611
6	29.347	47.289	1'01.052	20.249	2'37.937	160,0	15:14'40.548
7	22.865	35.397	31.181	19.140	1'48.583	235,3	15:16'29.131
8	22.802	34.461	30.787	18.893	1'46.943	232,8	15:18'16.074
9	22.745	35.348	30.594	18.954	1'47.641	235,8	15:20'03.715
10	22.885	34.111	30.569	18.874	1'46.439	227,4	15:21'50.154
11	22.771	34.107	33.850	23.901	1'54.629	228,3	15:23'44.783
12	38.967	59.224	1'10.411	19.190	3'07.792	146,1	15:26'52.575
13	22.868	34.535	30.661	18.869	1'46.933	234,3	15:28'39.508
14	22.845	34.475	30.728	18.856	1'46.904	238,9	15:30'26.412
15	22.902	34.229	30.467	18.809	1'46.407	234,3	15:32'12.819

Race Time 32'49.195

14 F. LUND (1'46.708)

Lap	Seg.1	Seg.2	Seg.3	Seg.4	Lap Time	km/h	Local Time
1		37.777	33.527	29.768	2'10.883	187,5	15:01'34.507
2	31.105	1'06.927	1'00.179	31.270	3'09.481	162,4	15:04'43.988
3	37.370	48.545	56.889	20.118	2'42.922	105,2	15:07'26.910
4	23.661	35.146	32.649	19.436	1'50.892	233,3	15:09'17.802
5	23.005	43.447	1'03.506	41.021	2'50.979	237,9	15:12'08.781
6	35.504	41.406	58.025	20.406	2'35.341	144,6	15:14'44.122
7	23.281	36.116	32.387	19.359	1'51.143	233,8	15:16'35.265
8	23.186	34.647	30.856	18.958	1'47.647	233,3	15:18'22.912
9	22.934	34.364	30.487	18.923	1'46.708	233,3	15:20'09.620
10	23.266	34.546	30.548	18.959	1'47.319	234,3	15:21'56.939

Race Time 22'33.315

15 N. BEDRIN (1'46.402)

Lap	Seg.1	Seg.2	Seg.3	Seg.4	Lap Time	km/h	Local Time
1		35.076	31.075	20.701	1'53.460	168,0	15:01'17.084
2	34.138	1'10.571	58.739	28.577	3'12.025	185,6	15:04'29.109
3	39.390	50.833	1'01.296	21.150	2'52.669	110,7	15:07'21.778
4	23.682	34.789	31.135	19.102	1'48.708	232,3	15:09'10.486
5	23.288	37.739	1'07.743	41.160	2'49.930	230,3	15:12'00.416
6	28.751	48.069	1'01.624	20.621	2'39.065	175,9	15:14'39.481
7	22.993	34.396	30.713	19.022	1'47.124	231,3	15:16'26.605
8	23.077	34.302	30.576	18.961	1'46.916	229,8	15:18'13.521
9	22.846	34.183	30.443	18.930	1'46.402	228,8	15:19'59.923
10	22.921	34.070	30.514	18.939	1'46.444	227,8	15:21'46.367
11	23.534	35.124	34.989	24.371	1'58.018	227,8	15:23'44.385
12	38.813	59.167	1'10.517	19.363	3'07.860	157,9	15:26'52.245
13	22.973	34.429	30.598	19.038	1'47.038	234,3	15:28'39.283
14	22.836	34.150	30.738	18.987	1'46.711	230,3	15:30'25.994
15	22.914	34.149	30.378	19.003	1'46.444	228,8	15:32'12.438

Race Time 32'48.814

7 C. WURZ (1'46.785)

Lap	Seg.1	Seg.2	Seg.3	Seg.4	Lap Time	km/h	Local Time
1		36.507	31.473	24.306	2'00.319	168,8	15:01'23.943
2	32.637	1'10.125	59.378	28.717	3'10.857	189,8	15:04'34.800
3	38.353	51.050	59.375	20.371	2'49.149	91,9	15:07'23.949
4	23.167	35.559	32.263	19.486	1'50.475	236,3	15:09'14.424
5	23.426	41.541	1'04.181	41.305	2'50.453	236,3	15:12'04.877
6	32.690	43.941	1'00.191	19.946	2'36.768	130,4	15:14'41.645
7	22.966	35.002	31.377	19.190	1'48.535	234,8	15:16'30.180
8	22.777	34.586	31.057	19.044	1'47.464	233,3	15:18'17.644
9	22.770	34.521	30.949	19.025	1'47.265	234,3	15:20'04.909
10	22.756	34.731	30.479	19.016	1'46.982	236,8	15:21'51.891
11	22.705	34.388	34.829	23.770	1'55.692	231,3	15:23'47.583
12	38.621	59.292	1'09.060	19.213	3'06.186	130,9	15:26'53.769
13	22.885	34.919	30.761	19.044	1'47.609	233,3	15:28'41.378
14	22.725	35.124	31.024	19.310	1'48.183	236,3	15:30'29.561
15	22.878	34.352	30.578	18.977	1'46.785	230,8	15:32'16.346

Race Time 32'52.722

9 A. SPINA (1'47.449)

Lap	Seg.1	Seg.2	Seg.3	Seg.4	Lap Time	km/h	Local Time
1		38.700	35.669	34.045	2'21.269	178,5	15:01'44.893
2	31.430	1'04.516	1'00.204	30.940	3'07.090	136,4	15:04'51.983
3	35.704	48.525	53.791	19.524	2'37.544	146,9	15:07'29.527
4	23.914	35.664	34.523	19.515	1'53.616	223,1	15:09'23.143
5	23.202	41.344	1'02.945	40.719	2'48.210	236,3	15:12'11.353
6	36.383	40.881	56.965	19.514	2'33.743	132,7	15:14'45.096
7	23.432	35.761	32.575	19.182	1'50.950	240,5	15:16'36.046
8	23.262	35.931	31.503	19.062	1'49.758	239,5	15:18'25.804
9	22.959	34.682	30.984	18.998	1'47.623	233,8	15:20'13.427
10	22.946	34.825	31.163	19.327	1'48.261	238,4	15:22'01.688
11	23.603	37.985	32.662	20.089	1'54.339	231,3	15:23'56.027
12	33.556	58.722	1'07.846	19.338	2'59.462	137,8	15:26'55.489
13	23.293	35.643	30.877	19.003	1'48.816	239,5	15:28'44.305
14	22.855	34.553	30.937	19.104	1'47.449	234,8	15:30'31.754
15	22.969	34.826	31.036	19.175	1'48.006	232,3	15:32'19.760

Race Time 32'56.136

11 P. PERINO

Lap	Seg.1	Seg.2	Seg.3	Seg.4	Lap Time	km/h	Local Time
1		37.241	33.301	28.944	2'09.525	195,3	15:01'33.149

Race Time 2'09.525

12 K. ANTONELLI (1'45.751)

Lap	Seg.1	Seg.2	Seg.3	Seg.4	Lap Time	km/h	Local Time
1		35.407	31.065	19.918	1'51.612	166,7	15:01'15.236
2	34.603	1'10.483	58.792	28.798	3'12.676	189,1	15:04'27.912
3	39.581	50.422	1'01.715	21.102	2'52.820	125,7	15:07'20.732
4	23.003	34.494	31.251	19.820	1'48.568	229,8	15:09'09.300
5	23.318	37.623	1'07.300	41.150	2'49.391	227,8	15:11'58.691
6	28.390	48.814	1'02.043	20.617	2'39.864	187,8	15:14'38.555
7	22.877	34.136	30.511	18.874	1'46.398	229,8	15:16'24.953

17 E. FITTIPALDI (1'47.246)

Lap	Seg.1	Seg.2	Seg.3	Seg.4	Lap Time	km/h	Local Time
1		36.912	32.356	25.537	2'03.909	183,4	15:01'27.533
2	32.216	1'09.545	59.837	30.013	3'11.611	188,8	15:04'39.144
3	37.802	50.311	58.096	20.142	2'46.351	112,9	15:07'25.495
4	23.444	35.071	33.106	19.371	1'50.992	232,8	15:09'16.487
5	23.124	42.853	1'03.789	41.265	2'51.031	234,3	15:12'07.518
6	33.964	42.310	59.396	19.747	2'35.417	128,0	15:14'42.935
7	23.552	37.348	32.377	19.420	1'52.697	233,3	15:16'35.632

07/05/2022

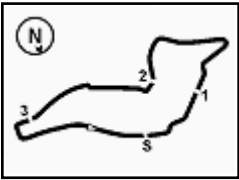
P = Pits In/Out - C = Lap Time Cancelled

Powered by FICr PERUGIA TIMING





5.5



ACI Racing Weekend Imola, 7-8 Maggio 2022

Italian F4 Championship by Abarth - Chronological Analysis Race 1

Imola Circuit 4.909 m

Start at 14:59'23.624

2 / 4

8	23.215	35.180	31.022	19.228	1'48.645	235,8	15:18'24.277	8	23.093	35.388	31.301	19.297	1'49.079	239,5	15:18'25.063
9	23.129	34.616	30.582	19.064	1'47.391	232,8	15:20'11.668	9	22.982	34.921	30.836	19.195	1'47.934	232,3	15:20'12.997
10	22.922	34.587	30.735	19.002	1'47.246	233,3	15:21'58.914	10	23.049	34.894	31.192	19.454	1'48.589	231,3	15:22'01.586
11	23.260	36.049	34.085	19.464	1'52.858	234,8	15:23'51.772	11	23.909	38.848	33.245	22.794	1'58.796	227,8	15:24'00.382
12	37.167	58.889	1'07.952	19.473	3'03.481	137,6	15:26'55.253	12	30.877	57.901	1'07.940	19.530	2'56.248	213,9	15:26'56.630
13	23.458	35.188	30.849	19.041	1'48.536	235,8	15:28'43.789	13	23.273	35.397	31.030	19.292	1'48.992	230,3	15:28'45.622
14	22.930	34.477	30.848	19.066	1'47.321	232,3	15:30'31.110								
15	23.097	35.050	30.583	18.996	1'47.726	234,3	15:32'18.836								
Race Time 29'21.998															

20 C. LAURSEN (1'50.588)

Lap	Seg.1	Seg.2	Seg.3	Seg.4	Lap Time	km/h	Local Time
1		36.154	31.588	23.628	1'59.439	181,5	15:01'23.063
2	32.538	1'09.969	59.778	28.599	3'10.884	195,7	15:04'33.947
3	38.469	50.903	59.779	20.553	2'49.704	109,8	15:07'23.651
4	23.222	35.537	32.293	19.536	1'50.588	232,3	15:09'14.239
5	23.395	40.204	1'04.381	41.184	2'49.164	240,0	15:12'03.403
6	30.272	46.071	1'00.970	20.220	2'37.533	163,9	15:14'40.936
Race Time 15'17.312							

21 A. FRASSINETI (1'49.622)

Lap	Seg.1	Seg.2	Seg.3	Seg.4	Lap Time	km/h	Local Time
1		38.932	33.597	33.866	2'17.702	191,8	15:01'41.326
2	31.953	1'05.459	1'00.551	30.513	3'08.476	158,8	15:04'49.802
3	36.018	48.223	54.875	20.100	2'39.216	182,1	15:07'29.018
4	23.610	35.782	34.999	19.753	1'54.144	227,8	15:09'23.162
5	23.753	42.946	1'03.191	40.484	2'50.374	230,3	15:12'13.536
6	37.134	39.976	55.677	19.953	2'32.740	115,0	15:14'46.276
7	23.475	35.563	33.988	20.476	1'53.502	231,8	15:16'39.778
8	23.950	35.591	32.070	20.018	1'51.629	234,3	15:18'31.407
9	23.632	35.447	31.385	20.171	1'50.635	233,3	15:20'22.042
10	23.980	35.005	31.382	19.255	1'49.622	224,5	15:22'11.664
11	24.330	37.073	34.832	20.147	1'56.382	226,9	15:24'08.046
12	28.457	56.608	1'06.295	19.762	2'51.122	175,6	15:26'59.168
13	23.838	35.369	31.422	19.321	1'49.950	228,8	15:28'49.118
14	23.776	35.687	31.263	19.268	1'49.994	229,8	15:30'39.112
15	23.629	35.210	31.414	19.377	1'49.630	221,8	15:32'28.742
Race Time 33'05.118							

22 A. DUNNE (1'46.002)

Lap	Seg.1	Seg.2	Seg.3	Seg.4	Lap Time	km/h	Local Time
1		35.652	31.031	21.987	1'56.036	176,8	15:01'19.660
2	33.269	1'10.427	59.391	28.875	3'11.962	194,2	15:04'31.622
3	38.452	51.101	1'00.564	20.600	2'50.717	108,5	15:07'22.339
4	23.335	35.320	31.576	18.880	1'49.111	235,3	15:09'11.450
5	22.782	38.138	1'08.119	41.649	2'50.688	235,8	15:12'02.138
6	29.181	47.127	1'01.383	20.431	2'38.122	177,0	15:14'40.260
7	22.828	35.336	30.773	18.871	1'47.808	234,8	15:16'28.068
8	22.731	34.129	30.490	18.928	1'46.278	231,8	15:18'14.346
9	22.671	34.162	30.357	18.812	1'46.002	232,8	15:20'00.348
10	22.798	34.172	30.613	18.778	1'46.361	234,8	15:21'46.709
11	23.108	34.947	34.730	24.616	1'57.401	235,8	15:23'44.110
12	38.601	59.077	1'10.912	19.307	3'07.897	160,0	15:26'52.007
13	22.837	34.284	30.366	18.827	1'46.314	232,8	15:28'38.321
14	22.697	34.904	30.631	18.777	1'47.009	233,8	15:30'25.330
15	22.829	34.159	30.193	18.968	1'46.149	232,8	15:32'11.479
Race Time 32'47.855							

23 O. PARTYSHEV (1'47.934)

Lap	Seg.1	Seg.2	Seg.3	Seg.4	Lap Time	km/h	Local Time
1		37.051	32.903	31.828	2'12.884	194,6	15:01'36.508
2	32.331	1'05.139	59.999	31.287	3'08.756	158,8	15:04'45.264
3	37.023	48.109	56.711	20.349	2'42.192	107,2	15:07'27.456
4	23.735	36.132	34.496	19.653	1'54.016	233,3	15:09'21.472
5	23.243	41.447	1'03.627	41.087	2'49.404	230,3	15:12'10.876
6	35.426	41.645	57.349	19.739	2'34.159	148,1	15:14'45.035
7	23.353	35.637	32.334	19.625	1'50.949	236,3	15:16'35.984

27 E. ISCHER (1'48.525)

Lap	Seg.1	Seg.2	Seg.3	Seg.4	Lap Time	km/h	Local Time
1		38.752	34.671	33.916	2'19.301	183,7	15:01'42.925
2	32.067	1'04.579	1'00.311	30.576	3'07.533	138,6	15:04'50.458
3	36.197	48.213	54.419	20.059	2'38.888	153,8	15:07'29.346
4	23.933	36.547	35.332	19.646	1'55.458	216,9	15:09'24.804
5	23.448	42.561	1'02.862	40.724	2'49.595	234,8	15:12'14.399
6	37.719	39.513	55.157	19.824	2'32.213	118,3	15:14'46.612
7	23.466	35.964	33.219	20.097	1'52.746	235,8	15:16'39.358
8	23.222	35.631	31.560	19.469	1'49.882	236,8	15:18'29.240
9	23.425	35.174	31.587	19.742	1'49.928	232,3	15:20'19.168
10	24.170	35.074	31.373	19.236	1'49.853	232,3	15:22'09.021
11	23.424	37.312	34.459	20.121	1'55.316	232,3	15:24'04.337
12	29.382	57.619	1'06.660	19.718	2'53.379	175,9	15:26'57.716
13	23.147	35.250	31.532	19.291	1'49.220	233,3	15:28'46.936
14	23.158	34.794	31.245	19.328	1'48.525	233,8	15:30'35.461
15	23.123	35.259	31.741	19.806	1'49.929	230,8	15:32'25.390
Race Time 33'01.766							

29 A. RISHAB (1'49.939)

Lap	Seg.1	Seg.2	Seg.3	Seg.4	Lap Time	km/h	Local Time
1		38.569	36.998	35.129	2'24.553	181,8	15:01'48.177
2	32.153	1'03.497	1'00.940	28.907	3'05.497	128,4	15:04'53.674
3	36.208	48.864	52.909	20.205	2'38.186	128,3	15:07'31.860
4	24.358	36.552	35.704	19.754	1'56.368	232,3	15:09'28.228
5	24.093	42.662	1'02.175	41.548	2'50.478	234,3	15:12'18.706
6	37.752	38.694	53.368	20.479	2'30.293	106,3	15:14'48.999
7	23.645	38.415	32.699	19.801	1'54.560	234,3	15:16'43.559
8	23.624	35.715	31.828	20.345	1'51.512	230,3	15:18'35.071
9	23.582	35.367	31.406	19.584	1'49.939	233,8	15:20'25.010
10	24.094	35.240	31.760	20.190	1'51.284	231,8	15:22'16.294
11	25.437	39.821	34.685	20.979	2'00.922	229,8	15:24'17.216
12	29.710	49.133	1'04.928	19.953	2'43.724	158,1	15:27'00.940
13	23.547	35.422	32.105	19.436	1'50.510	229,3	15:28'51.450
14	23.854	35.894	31.798	19.753	1'51.299	230,3	15:30'42.749
15	23.506	35.425	31.468	19.553	1'49.952	225,0	15:32'32.701
Race Time 33'09.077							

33 B. BADOER (3'11.785)

Lap	Seg.1	Seg.2	Seg.3	Seg.4	Lap Time	km/h	Local Time
1		37.013	32.453	26.928	2'06.327	185,6	15:01'29.951
2	32.516	1'08.858	59.910	30.501	3'11.785	168,5	15:04'41.736
Race Time 5'18.112							

34 S. MARTINUS (1'46.750)

Lap	Seg.1	Seg.2	Seg.3	Seg.4	Lap Time	km/h	Local Time
1		36.230	31.467	23.707	1'59.203	173,4	15:01'22.827
2	31.909	1'10.301	59.541	28.755	3'10.506	207,3	15:04'33.333
3	38.605	51.030	59.779	20.467	2'49.881	115,0	15:07'23.214
4	23.180	35.806	32.377	19.429	1'50.792	235,3	15:09'14.006
5	23.745	40.986	1'03.941	41.181	2'49.853	232,8	15:12'03.859
6	31.284	45.466	1'00.647	20.078	2'37.475	172,8	15:14'41.334
7	22.975	35.057	31.238	19.103	1'48.373	235,3	15:16'29.707
8	22.731	34.664	30.721	19.067	1'47.183	235,3	15:18'16.890
9	22.829	34.960	30.689	19.206	1'47.684	233,8	15:20'04.574
10	22.729	34.718	30.321	18.982	1'46.750	236,3	15:21'51.324
11	22.733	34.536	34.201	23.970	1'55.440	238,9	15:23'46.764
12	38.642	58.985	1'09.633	19.343	3'06.603	163,1	15:26'53.367
13	22.838	35.139	30.626	18.965	1'47.568	236,3	15:28'40.935

07/05/2022 P = Pits In/Out - C = Lap Time Cancelled

Powered by FICr PERUGIA TIMING



ACI Racing Weekend Imola, 7-8 Maggio 2022

Italian F4 Championship by Abarth - Chronological Analysis Race 1

Start at 14:59'23.624

3 / 4

14	22.761	34.828	30.545	18.900	1'47.034	237,4	15:30'27.969
15	23.053	34.437	30.524	18.921	1'46.935	230,8	15:32'14.904

Race Time 32'51.280

12	30.540	58.011	1'06.797	19.335	2'54.683	178,2	15:26'56.784
13	23.274	35.572	30.998	19.074	1'48.918	234,3	15:28'45.702
14	22.934	34.726	30.771	18.973	1'47.404	234,3	15:30'33.106
15	23.458	34.588	30.945	18.900	1'47.891	214,7	15:32'20.997

Race Time 32'57.373

35 P. CLEROT (1'48.752)							
Lap	Seg.1	Seg.2	Seg.3	Seg.4	Lap Time	km/h	Local Time
1		38.323	33.577	32.766	2'16.005	190,1	15:01'39.629
2	32.350	1'06.144	1'00.408	30.404	3'09.306	147,5	15:04'48.935
3	36.175	48.012	55.351	1'01.648	3'21.186P	147,5	15:08'10.121
4	38.794	35.496	35.626	32.991	2'22.907P	165,6	15:10'33.028
5	50.175	45.396	35.709	19.966	2'31.246	96,8	15:13'04.274
6	23.613	35.154	31.150	19.162	1'49.079	226,9	15:14'53.353
7	23.204	34.942	32.764	19.721	1'50.631	231,8	15:16'43.984
8	23.389	35.863	31.666	19.853	1'50.771	234,3	15:18'34.755
9	23.293	34.845	31.062	19.552	1'48.752	229,3	15:20'23.507
10	24.327	35.637	32.391	19.467	1'51.822	202,2	15:22'15.329
11	25.915	39.218	34.736	21.068	2'00.937	228,8	15:24'16.266
12	28.142	49.846	1'05.496	19.587	2'43.071	184,0	15:26'59.337
13	23.185	35.246	31.444	19.274	1'49.149	232,8	15:28'48.486
14	23.207	35.099	31.255	19.207	1'48.768	233,3	15:30'37.254
15	23.372	35.008	31.021	19.432	1'48.833	230,3	15:32'26.087

Race Time 33'02.463

44 N. BOHRA (1'47.154)								
Lap	Seg.1	Seg.2	Seg.3	Seg.4	Lap Time	km/h	Local Time	
1			37.139	32.494	26.296	2'05.441	188,8	15:01'29.065
2	32.436	1'09.449	59.586	30.361	3'11.832	170,3	15:04'40.897	
3	37.349	49.854	58.041	19.906	2'45.150	131,5	15:07'26.047	
4	23.328	35.622	32.744	19.378	1'51.072	238,4	15:09'17.119	
5	23.323	35.622	32.744	19.378	1'51.072	238,4	15:09'17.119	
6	23.328	35.622	32.744	19.378	1'51.072	238,4	15:09'17.119	
7	23.249	36.286	33.922	19.184	1'52.641	235,3	15:16'37.106	
8	23.106	35.449	31.734	19.193	1'49.482	238,4	15:18'26.588	
9	22.908	34.970	31.136	19.178	1'48.192	234,8	15:20'14.780	
10	22.861	34.609	30.959	18.971	1'47.400	232,3	15:22'02.180	
11	23.494	38.153	32.778	19.684	1'54.109	234,3	15:23'56.289	
12	33.882	58.579	1'07.845	19.341	2'59.647	138,3	15:26'55.936	
13	23.048	35.802	31.308	19.077	1'49.235	236,8	15:28'45.171	
14	22.878	34.362	30.878	19.036	1'47.154	232,3	15:30'32.325	
15	22.919	34.729	30.961	18.999	1'47.608	235,3	15:32'19.933	

Race Time 32'56.309

36 I. AKHMED (1'50.564)							
Lap	Seg.1	Seg.2	Seg.3	Seg.4	Lap Time	km/h	Local Time
1		38.493	36.518	33.815	2'22.338	198,5	15:01'45.962
2	32.333	1'03.834	1'00.459	30.402	3'07.228	111,1	15:04'52.990
3	35.924	49.168	52.962	20.238	2'38.292	134,0	15:07'31.282
4	23.948	37.366	35.244	20.055	1'56.613	231,8	15:09'27.895
5	23.727	42.632	1'02.123	40.820	2'49.302	230,8	15:12'17.197
6	38.232	39.195	53.467	20.493	2'31.387	110,7	15:14'48.584
7	23.593	35.994	32.665	20.720	1'52.972	231,8	15:16'41.556
8	23.345	35.950	31.980	19.900	1'51.175	231,3	15:18'32.731
9	23.292	35.831	31.825	19.772	1'50.720	229,8	15:20'23.451
10	24.105	35.732	32.643	20.688	1'53.168	226,4	15:22'16.619
11	24.839	39.505	34.805	21.129	2'00.278	233,3	15:24'16.897
12	28.433	49.615	1'05.152	19.873	2'43.073	178,5	15:26'59.970
13	23.521	36.015	32.187	19.672	1'51.395	234,8	15:28'51.365
14	24.094	36.401	31.786	19.591	1'51.872	228,3	15:30'43.237
15	23.688	35.785	31.626	19.465	1'50.564	230,8	15:32'33.801

Race Time 33'10.177

48 E. SPERANDIO (1'48.437)								
Lap	Seg.1	Seg.2	Seg.3	Seg.4	Lap Time	km/h	Local Time	
1			38.868	34.865	34.981	2'20.842	174,2	15:01'44.466
2	31.102	1'04.562	1'00.307	30.886	3'06.857	124,6	15:04'51.323	
3	35.829	48.298	54.127	19.859	2'38.113	149,8	15:07'29.436	
4	24.206	36.389	35.680	19.479	1'55.754	215,6	15:09'25.190	
5	23.291	43.327	1'02.442	41.028	2'50.088	234,8	15:12'15.278	
6	37.258	39.712	54.752	19.747	2'31.469	118,8	15:14'46.747	
7	23.475	35.576	33.650	20.386	1'53.087	238,4	15:16'39.834	
8	24.257	37.949	33.933	1'12.646	2'48.785P	230,3	15:19'28.619	
9	39.017	35.275	31.935	19.442	2'05.669P	165,1	15:21'34.288	
10	23.312	34.808	32.318	20.941	1'51.379	225,5	15:23'25.667	
11	50.863	36.963	32.984	19.907	2'20.717	98,4	15:25'46.384	
12	24.746	35.122	31.613	19.424	1'50.905	201,9	15:27'37.289	
13	23.191	34.776	31.327	19.143	1'48.437	227,8	15:29'25.726	
14	24.676	34.764	31.246	19.224	1'49.910	222,7	15:31'15.636	
15	23.379	34.584	31.243	19.281	1'48.487	227,4	15:33'04.123	

Race Time 33'40.499

37 K. SZTUKA (1'49.263)							
Lap	Seg.1	Seg.2	Seg.3	Seg.4	Lap Time	km/h	Local Time
1		37.333	32.902	29.405	2'10.244	197,8	15:01'33.868
2	31.016	1'07.210	59.994	31.081	3'09.301	166,7	15:04'43.169
3	37.433	48.750	57.087	19.970	2'43.240	105,9	15:07'26.409
4	23.349	35.605	32.705	19.183	1'50.842	236,8	15:09'17.251
5	23.225	43.099	1'03.728	41.172	2'51.224	237,4	15:12'08.475
6	34.710	41.940	58.826	19.611	2'35.087	149,0	15:14'43.562
7	23.323	36.430	34.173	19.354	1'53.280	239,5	15:16'36.842
8	23.171	35.441	31.673	18.978	1'49.263	235,8	15:18'26.105

Race Time 19'02.481

52 M. AMAND (1'46.693)								
Lap	Seg.1	Seg.2	Seg.3	Seg.4	Lap Time	km/h	Local Time	
1			39.912	33.782	31.801	2'14.080	183,4	15:01'37.704
2	31.974	1'05.409	59.698	31.335	3'08.416	162,2	15:04'46.120	
3	36.784	47.962	56.525	20.329	2'41.600	110,2	15:07'27.720	
4	23.543	35.484	31.767	19.623	1'50.417	235,3	15:09'18.137	
5	22.886	44.412	1'03.765	41.028	2'52.091	240,5	15:12'10.228	
6	35.240	41.347	58.067	19.688	2'34.342	140,6	15:14'44.570	
7	23.363	35.540	32.202	19.255	1'50.360	217,7	15:16'34.930	
8	22.963	34.620	30.687	18.924	1'47.194	231,8	15:18'22.124	
9	22.864	34.354	30.620	18.855	1'46.693	232,3	15:20'08.817	
10	23.407	35.950	30.696	19.088	1'49.141	235,3	15:21'57.958	
11	23.278	35.533	33.990	19.990	1'52.791	233,8	15:23'50.749	
12	37.184	58.718	1'08.558	19.165	3'03.625	145,0	15:26'54.374	
13	22.940	34.564	30.807	19.022	1'47.333	233,3	15:28'41.707	
14	22.735	34.960	30.959	19.302	1'47.956	238,9	15:30'29.663	
15	23.215	34.354	30.449	18.936	1'46.954	220,0	15:32'16.617	

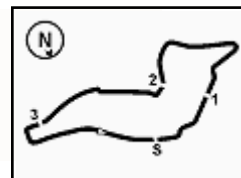
Race Time 32'52.993

41 J. RIED (1'47.404)							
Lap	Seg.1	Seg.2	Seg.3	Seg.4	Lap Time	km/h	Local Time
1		42.180	40.836	1'12.872	3'07.036P	196,0	15:02'30.660
2	40.066	37.494	37.705	28.765	2'24.030P	164,4	15:04'54.690
3	36.019	48.745	52.558	19.890	2'37.212	127,5	15:07'31.902
4	23.632	36.069	35.324	19.288	1'54.313	236,8	15:09'26.215
5	23.309	43.363	1'02.045	41.042	2'49.759	236,8	15:12'15.974
6	37.764	39.549	54.064	19.696	2'31.073	126,9	15:14'47.047
7	23.546	35.836	33.234	20.162	1'52.778	242,2	15:16'39.825
8	23.401	35.678	31.542	19.080	1'49.701	235,8	15:18'29.526
9	23.533	35.011	31.325	19.179	1'49.048	240,5	15:20'18.574
10	23.776	34.699	30.899	19.039	1'48.413	220,9	15:22'06.987
11	23.476	38.177	33.764	19.697	1'55.114	225,9	15:24'02.101

71 M. FLACK (1'47.303)								
Lap	Seg.1	Seg.2	Seg.3	Seg.4	Lap Time	km/h	Local Time	
1			36.682	31.875	24.419	2'01.224	179,7	15:01'24.848
2	32.525	1'09.972	59.353	29.317	3'11.167	183,1	15:04'36.015	

07/05/2022 P = Pits In/Out - C = Lap Time Cancelled





Imola Circuit 4.909 m

ACI Racing Weekend Imola, 7-8 Maggio 2022

Italian F4 Championship by Abarth - Chronological Analysis Race 1

Start at 14:59'23.624

4 / 4

3	38.046	50.783	59.310	20.220	2'48.359	112,6	15:07'24.374	12	37.187	58.965	1'08.358	19.412	3'03.922	150,2	15:26'54.995
4	23.089	35.477	32.441	19.506	1'50.513	231,3	15:09'14.887	13	23.199	34.837	30.749	19.089	1'47.874	230,8	15:28'42.869
5	23.185	41.758	1'04.345	40.863	2'50.151	234,8	15:12'05.038	14	22.918	34.472	30.924	19.142	1'47.456	232,3	15:30'30.325
6	33.320	43.543	1'00.325	19.945	2'37.133	127,5	15:14'42.171	15	23.486	35.207	30.412	19.101	1'48.206	226,9	15:32'18.531
7	23.850	36.701	31.381	19.025	1'50.957	231,8	15:16'33.128								Race Time 32'54.907
8	23.207	34.476	30.842	19.082	1'47.607	233,3	15:18'20.735								
9	22.983	34.557	30.680	19.083	1'47.303	234,3	15:20'08.038								

88 R. CAMARA (1'45.757)

Lap	Seg.1	Seg.2	Seg.3	Seg.4	Lap Time	km/h	Local Time
1		35.592	31.164	20.142	1'52.220	169,8	15:01'15.844
2	34.532	1'10.658	58.675	28.552	3'12.417	191,8	15:04'28.261
3	39.530	50.651	1'01.696	21.195	2'53.072	129,5	15:07'21.333
4	23.183	34.735	31.240	19.036	1'48.194	230,8	15:09'09.527
5	23.181	38.046	1'07.385	41.364	2'49.976	233,8	15:11'59.503
6	28.154	48.729	1'01.990	20.731	2'39.604	188,8	15:14'39.107
7	22.870	34.311	30.793	18.829	1'46.803	231,8	15:16'25.910
8	22.649	34.215	30.395	18.820	1'46.079	230,8	15:18'11.989
9	22.657	34.003	30.353	18.744	1'45.757	234,8	15:19'57.746
10	22.629	34.021	31.009	18.853	1'46.512	231,3	15:21'44.258
11	22.798	34.110	37.880	24.525	1'59.313	229,8	15:23'43.571
12	38.418	59.403	1'10.838	19.235	3'07.894	151,7	15:26'51.465
13	22.925	34.171	30.452	18.844	1'46.392	228,8	15:28'37.857
14	22.974	34.949	30.328	18.752	1'47.003	229,8	15:30'24.860
15	22.896	34.049	30.476	18.860	1'46.281	227,4	15:32'11.141
							Race Time 32'47.517

77 T. BARNARD (1'46.758)

Lap	Seg.1	Seg.2	Seg.3	Seg.4	Lap Time	km/h	Local Time
1		35.358	31.018	21.438	1'55.083	173,6	15:01'18.707
2	33.602	1'10.078	59.394	28.281	3'11.355	182,4	15:04'30.062
3	39.350	51.086	1'00.622	20.826	2'51.884	108,9	15:07'21.946
4	23.602	35.212	31.137	19.134	1'49.085	233,8	15:09'11.031
5	22.985	37.967	1'07.801	41.652	2'50.405	234,3	15:12'01.436
6	29.394	46.990	1'01.539	20.460	2'38.383	161,9	15:14'39.819
7	23.203	35.633	30.837	19.234	1'48.907	236,8	15:16'28.726
8	22.878	34.420	30.606	19.036	1'46.940	231,3	15:18'15.666
9	23.124	35.675	30.729	19.062	1'48.590	229,8	15:20'04.256
10	22.862	34.438	30.485	18.973	1'46.758	234,8	15:21'51.014
11	22.889	34.265	33.584	23.892	1'54.630	232,8	15:23'45.644
12	38.741	59.304	1'09.879	19.408	3'07.332	144,2	15:26'52.976
13	23.083	34.809	30.600	19.037	1'47.529	231,3	15:28'40.505
14	23.172	35.233	30.687	19.011	1'48.103	232,3	15:30'28.608
15	22.971	34.535	30.518	18.954	1'46.978	232,8	15:32'15.586
							Race Time 32'51.962

89 I. DOMINGUES (1'46.906)

Lap	Seg.1	Seg.2	Seg.3	Seg.4	Lap Time	km/h	Local Time
1		36.711	32.000	25.263	2'02.360	181,5	15:01'25.984
2	32.408	1'09.633	59.798	29.049	3'10.888	191,8	15:04'36.872
3	38.244	50.551	58.886	20.218	2'47.899	116,3	15:07'24.771
4	23.211	35.200	33.011	19.297	1'50.719	233,8	15:09'15.490
5	22.971	41.993	1'04.270	40.973	2'50.207	233,8	15:12'05.697
6	33.294	43.479	1'00.132	19.686	2'36.591	129,8	15:14'42.288
7	23.700	35.018	31.017	19.174	1'48.909	229,3	15:16'31.197
8	22.953	34.594	30.853	19.048	1'47.448	230,3	15:18'18.645
9	22.929	34.435	30.541	19.001	1'46.906	230,3	15:20'05.551
10	22.866	34.534	30.415	19.166	1'46.981	231,3	15:21'52.532
11	22.936	34.483	35.411	22.894	1'55.724	231,8	15:23'48.256
12	38.811	58.878	1'08.967	19.401	3'06.057	130,4	15:26'54.313
13	23.464	34.546	30.920	19.046	1'47.976	224,1	15:28'42.289
14	22.797	34.661	31.093	19.356	1'47.907	232,3	15:30'30.196
15	23.456	34.656	30.803	19.070	1'47.985	225,5	15:32'18.181
							Race Time 32'54.557

78 V. BLOKINA (1'48.532)

Lap	Seg.1	Seg.2	Seg.3	Seg.4	Lap Time	km/h	Local Time
1		38.804	36.507	33.905	2'21.751	201,5	15:01'45.375
2	31.775	1'04.239	1'00.139	30.863	3'07.016	115,6	15:04'52.391
3	35.818	48.729	53.511	19.901	2'37.959	140,6	15:07'30.350
4	23.695	36.266	36.109	19.691	1'55.761	234,8	15:09'26.111
5	23.528	43.706	1'02.197	41.044	2'50.475	234,8	15:12'16.586
6	37.840	39.350	53.932	19.830	2'30.952	131,1	15:14'47.538
7	23.394	35.889	33.094	20.653	1'53.030	233,3	15:16'40.568
8	23.526	35.543	31.738	20.009	1'50.816	236,8	15:18'31.384
9	23.305	35.036	31.560	19.290	1'49.191	232,3	15:20'20.575
10	23.765	35.103	31.603	19.279	1'49.750	234,8	15:22'10.325
11	23.515	37.069	35.379	19.705	1'55.668	226,4	15:24'05.993
12	29.256	57.326	1'06.432	19.612	2'52.626	178,5	15:26'58.619
13	23.269	35.341	31.511	19.293	1'49.414	236,3	15:28'48.033
14	23.402	34.814	31.145	19.171	1'48.532	236,8	15:30'36.565
15	23.458	34.863	31.310	19.502	1'49.133	230,8	15:32'25.698
							Race Time 33'02.074

96 J. CASTRO (1'48.457)

Lap	Seg.1	Seg.2	Seg.3	Seg.4	Lap Time	km/h	Local Time
1		38.142	33.715	32.056	2'14.896	184,9	15:01'38.520
2	32.445	1'05.511	59.305	31.207	3'08.468	153,8	15:04'46.988
3	36.919	47.931	55.963	20.406	2'41.219	116,5	15:07'28.207
4	23.798	35.728	35.263	19.894	1'54.683	231,3	15:09'22.890
5	23.399	43.073	1'03.219	40.203	2'49.894	231,3	15:12'12.784
6	37.173	39.744	56.326	19.917	2'33.160	117,4	15:14'45.944
7	23.446	35.479	34.072	19.877	1'52.874	233,3	15:16'38.818
8	23.192	36.611	32.331	19.525	1'51.659	231,8	15:18'30.477
9	23.418	35.364	31.464	19.334	1'49.580	227,8	15:20'20.057
10	23.852	35.138	31.664	19.273	1'49.927	229,3	15:22'09.984
11	23.702	36.814	34.959	19.662	1'55.137	228,3	15:24'05.121
12	29.560	57.446	1'06.350	19.689	2'53.045	166,9	15:26'58.166
13	23.581	35.066	31.471	19.302	1'49.420	233,3	15:28'47.586
14	23.201	34.694	31.365	19.197	1'48.457	231,3	15:30'36.043
15	23.320	34.921	31.558	19.824	1'49.623	225,5	15:32'25.666
							Race Time 33'02.042

83 M. WEUG (1'47.293)

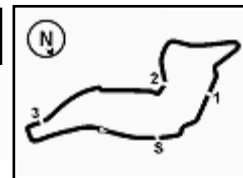
Lap	Seg.1	Seg.2	Seg.3	Seg.4	Lap Time	km/h	Local Time
1		37.054	32.389	25.823	2'04.509	180,6	15:01'28.133
2	32.367	1'09.426	59.862	29.887	3'11.542	174,2	15:04'39.675
3	37.986	50.020	58.085	19.963	2'46.054	125,4	15:07'25.729
4	23.417	35.286	32.900	19.378	1'50.981	236,8	15:09'16.710
5	23.064	43.180	1'03.805	41.136	2'51.185	237,9	15:12'07.895
6	34.332	42.067	59.256	19.677	2'35.332	128,3	15:14'43.227
7	23.600	36.184	31.359	20.747	1'51.890	236,3	15:16'35.117
8	23.614	34.878	30.947	19.205	1'48.644	223,6	15:18'23.761
9	23.002	34.512	30.833	19.081	1'47.428	231,8	15:20'11.189
10	23.045	34.414	30.773	19.061	1'47.293	229,8	15:21'58.482
11	22.981	35.772	34.060	19.778	1'52.591	232,8	15:23'51.073

07/05/2022

P = Pits In/Out - C = Lap Time Cancelled

Powered by FICR PERUGIA TIMING

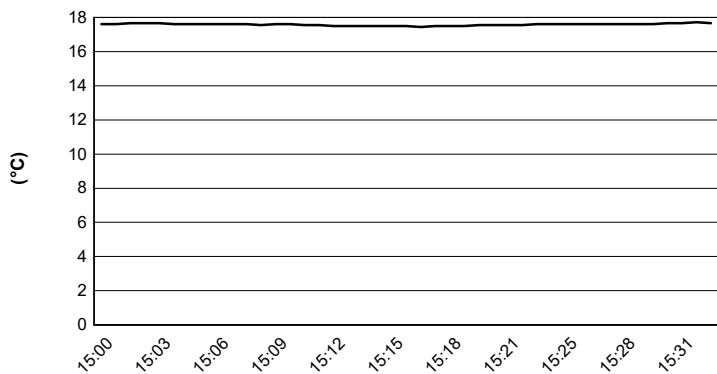




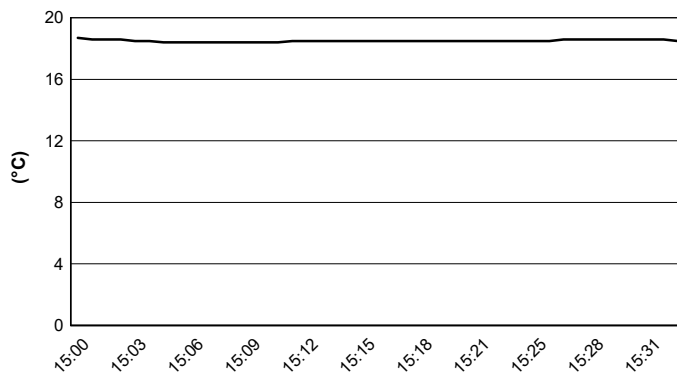
Imola Circuit 4.909 m

ACI Racing Weekend Imola, 7-8 Maggio 2022
Italian F4 Championship by Abarth - Weather Report Race 1
 Session started 15:00 - Session ended 15:33

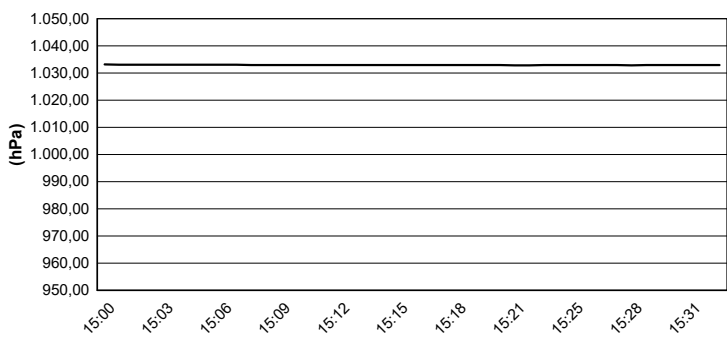
Air Temperature



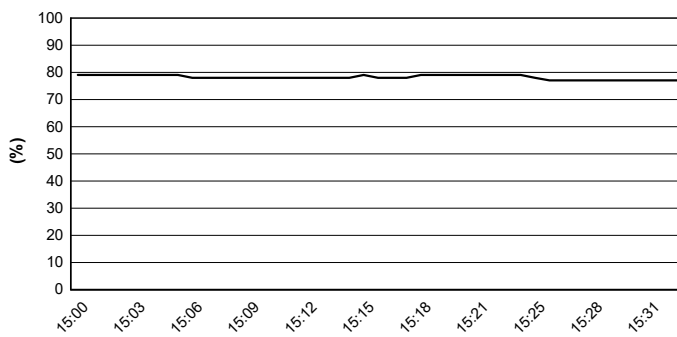
Track Temperature



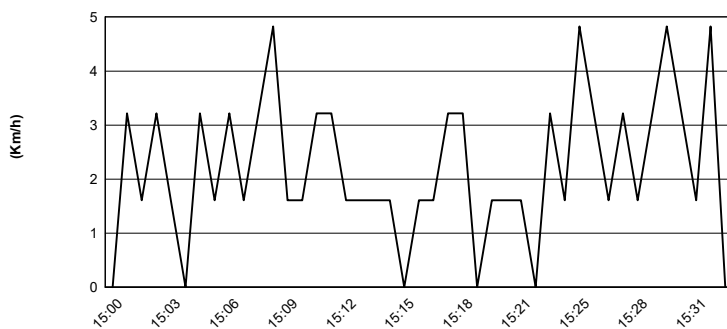
Air Pressure



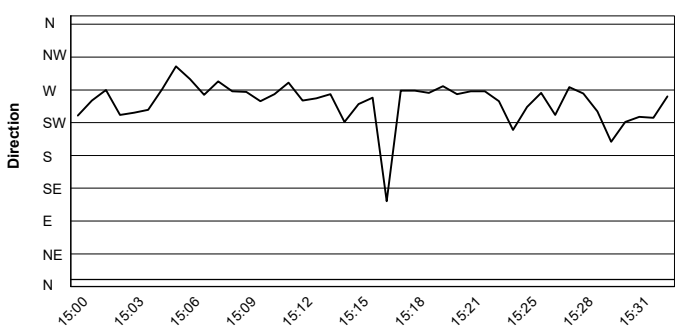
Humidity



Wind Speed

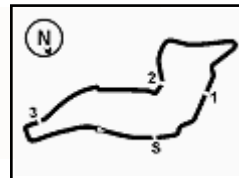


Wind Direction



07/05/2022




ACI Racing Weekend Imola, 7-8 Maggio 2022
Italian F4 Championship by Abarth - Starting Grid Race 1 (Duration: 30' +1 Lap)

29	RISHAB A. BWR Motorsport	Tatuus 2'04.807	36	AKHMED I. AKM Motorsport	Tatuus 2'06.885	17
78	BLOKINA V. PHM Racing	Tatuus 2'02.786	61	MASCHIO G. AS Motorsport	Tatuus 2'03.349	16
48	SPERANDIO E. Maffi Racing	Tatuus 2'01.897	9	SPINA A. BWR Motorsport	Tatuus 2'02.235	15
21	FRASSINETI A. Cars Racing	Tatuus 2'01.622	27	ISCHER E. Jenzer Motorsport	Tatuus 2'01.654	14
37	SZTUKA K. US Racing	Tatuus 2'01.382	41	RIED J. PHM Racing	Tatuus 2'01.565	13
23	PARTYSHEV O. Jenzer Motorsport	Tatuus 2'00.920	35	CLEROT P. AKM Motorsport	Tatuus 2'01.015	12
80	ESCOTTO R. Cram Motorsport	Tatuus 2'00.783	11	PERINO P. US Racing	Tatuus 2'00.844	11
44	BOHRA N. US Racing	Tatuus 2'00.339	96	CASTRO J. Van Amersfoort Racing	Tatuus 2'00.504	10
83	WEUG M. Iron Dames	Tatuus 1'59.919	33	BADOER B. Van Amersfoort Racing	Tatuus 2'00.164	9
17	FITTIPALDI E. Van Amersfoort Racing	Tatuus 1'59.577	14	LUND F. R-ACE GP	Tatuus 1'59.677	8
89	DOMINGUES I. Iron Lynx	Tatuus 1'59.526	2	DEUKMEDJAN A. Van Amersfoort Racing	Tatuus 1'59.553	7
71	FLACK M. R-ACE GP	Tatuus 1'59.060	52	AMAND M. US Racing	Tatuus 1'59.508	6
7	WURZ C. Prema Racing	Tatuus 1'58.819	20	LAURSEN C. Prema Racing	Tatuus 1'58.886	5
13	WHARTON J. Prema Racing	Tatuus 1'58.385	22	DUNNE A. US Racing	Tatuus 1'58.696	4
34	MARTINUS S. Van Amersfoort Racing	Tatuus 1'58.232	77	BARNARD T. PHM Racing	Tatuus 1'58.245	3
88	CAMARA R. Prema Racing	Tatuus 1'57.813	15	BEDRIN N. PHM Racing	Tatuus 1'58.211	2
			12	ANTONELLI K. Prema Racing	Tatuus 1'57.590	1

