

ACI Racing Weekend Misano, 4-5 Giugno 2022

Italian F4 Championship - Result Race 2

Misano Circuit Sic 58 4.226 m

Laps 20 = 84,520 km - Avg 158,314 km/h - Race Time 32'01.956

No.	Driver	Nat	Entrant	Team	Car	Class	Laps	Time	Gap	Rel.	Fastest Lap
1	12 ANTONELLI Kimi Andrea	ITA	Prema Racing	Prema Racing	Tatuus F.4 T421	R	20	32'01.956		9	1'35.246
2	7 WURZ Charlie	AUT	Prema Racing	Prema Racing	Tatuus F.4 T421	R	20	32'06.982	5.026	5.026	8 1'35.838
3	13 WHARTON James Anthony	AUS	Prema Racing	Prema Racing	Tatuus F.4 T421	R	20	32'08.337	6.381	1.355	4 1'35.853
4	88 CAMARA Rafael	BRA	Prema Racing	Prema Racing	Tatuus F.4 T421	R	20	32'08.618	6.662	0.281	5 1'35.688
5	52 AMAND Marcus	FRA	US Racing	US Racing	Tatuus F.4 T421		20	32'10.166	8.210	1.548	6 1'35.807
6	20 LAURSEN Conrad	DEN	Prema Racing	Prema Racing	Tatuus F.4 T421		20	32'17.000	15.044	6.834	5 1'36.135
7	34 STENSHORNE Martinius	NOR	Van Amersfoort Racing	Van Amersfoort Racing	Tatuus F.4 T421	R	20	32'17.663	15.707	0.663	19 1'36.048
8	89 DOMINGUES Ivan Franco	POR	Iron Lynx	Iron Lynx	Tatuus F.4 T421	R	20	32'20.893	18.937	3.230	19 1'36.201
9	15 BEDRIN Nikita		PHM Racing	PHM Racing	Tatuus F.4 T421		20	32'22.972	21.016	2.079	19 1'36.332
10	37 SZTUKA Kacper	POL	US Racing	US Racing	Tatuus F.4 T421		20	32'24.139	22.183	1.167	19 1'35.848
11	83 WEUG Maya	NLD	Iron Dames	Iron Dames	Tatuus F.4 T421		20	32'27.193	25.237	3.054	11 1'36.181
12	77 BARNARD Taylor	GBR	PHM Racing	PHM Racing	Tatuus F.4 T421		20	32'29.406	27.450	2.213	13 1'36.535
13	33 BADOER Brando	ITA	Van Amersfoort Racing	Van Amersfoort Racing	Tatuus F.4 T421	R	20	32'32.437	30.481	3.031	19 1'36.747
14	71 FLACK Marcos	AUS	R-ACE GP	R-ACE GP	Tatuus F.4 T421		20	32'33.552	31.596	1.115	10 1'36.453
15	17 FITTIPALDI Emerson Jr.	BRA	Van Amersfoort Racing	Van Amersfoort Racing	Tatuus F.4 T421	R	20	32'37.564	35.608	4.012	18 1'36.235
16	44 BOHRA Nikhil	USA	US Racing	US Racing	Tatuus F.4 T421	R	20	32'40.956	39.000	3.392	16 1'36.869
17	2 DEUKMEDJAN Arias	USA	Van Amersfoort Racing	Van Amersfoort Racing	Tatuus F.4 T421	R	20	32'45.169	43.213	4.213	6 1'36.907
18	9 SPINA Alfio Andrea	ITA	BWR Motorsport	BWR Motorsport	Tatuus F.4 T421	R	20	32'45.435	43.479	0.266	5 1'36.822
19	35 CLEROT Pedro	BRA	AKM Motorsport	AKM Motorsport	Tatuus F.4 T421	R	20	32'46.040	44.084	0.605	9 1'36.817
20	28 KLUSS Valentin	DEU	Jenzer Motorsport	Jenzer Motorsport	Tatuus F.4 T421	R	20	32'46.771	44.815	0.731	7 1'36.603
21	11 PERINO Pedro	MOZ	US Racing	US Racing	Tatuus F.4 T421		20	32'48.052	46.096	1.281	18 1'36.817
22	14 LUND Frederik	DEN	R-ACE GP	R-ACE GP	Tatuus F.4 T421	R	20	32'50.285	48.329	2.233	10 1'37.128
23P	78 BLOKINA Viktoria		PHM Racing	PHM Racing	Tatuus F.4 T421	R	20	32'57.794	55.838	7.509	12 1'36.854
24	19 KARLSSON William	SWE	BVM Racing	BVM Racing	Tatuus F.4 T421	R	20	33'01.217	59.261	3.423	17 1'36.772
25	21 FRASSINETI Andrea	ITA	Frassinetti Albano	Cars Racing	Tatuus F.4 T421	R	20	33'07.373	1'05.417	6.156	20 1'37.399
26	62 QUONDAMCARLO Manuel	ITA	AS Motorsport	AS Motorsport	Tatuus F.4 T421		20	33'12.214	1'10.258	4.841	14 1'38.116
27	48 SPERANDIO Elia	CHE	Maffi Racing	Maffi Racing	Tatuus F.4 T421	R	20	33'12.339	1'10.383	0.125	10 1'38.102
28	61 MASCHIO Giovanni	ITA	AS Motorsport	AS Motorsport	Tatuus F.4 T421	R	20	33'12.849	1'10.893	0.510	20 1'37.964
29	96 CASTRO Jules	BEL	Van Amersfoort Racing	Van Amersfoort Racing	Tatuus F.4 T421	R	20	33'13.538	1'11.582	0.689	9 1'37.179
30	29 RISHAB Anandraj Jain	SGP	BWR Motorsport	BWR Motorsport	Tatuus F.4 T421	R	20	33'14.603	1'12.647	1.065	4 1'38.051
31	36 AKHMED Ismail	UZB	AKM Motorsport	AKM Motorsport	Tatuus F.4 T421	R	20	33'16.557	1'14.601	1.954	10 1'38.125
32	41 RIED Jonas	DEU	PHM Racing	PHM Racing	Tatuus F.4 T421		20	33'37.062	1'35.106	20.505	17 1'36.481
33	22 DUNNE Alexander	IRL	US Racing	US Racing	Tatuus F.4 T421		15	27'15.991	5 Laps	5 Laps	5 1'35.721
----- Not Classified -----											
RET	27 ISCHER Ethan	CHE	Jenzer Motorsport	Jenzer Motorsport	Tatuus F.4 T421	R	10	17'33.864	10 Laps		4 1'37.255
RET	18 HWARANG Kim	KOR	BVM Racing	BVM Racing	Tatuus F.4 T421	R	7	11'45.321	13 Laps		4 1'37.327
NS	23 PARTYSHEV Oleksandr	UKR	Jenzer Motorsport	Jenzer Motorsport	Tatuus F.4 T421						

Starting: 36 Classified: 33 Not Classified: 0 Retired: 2 Not Started: 1
 Fastest Lap N. 9 No. 12 Kimi Andrea Antonelli Time 1'35.246 Avg. 159,730 Km/h

Humidity:	35%	AIR	31°C
Condition:	DRY	Track	30°C

Penalty and Infringement

 12.37 **78 V. BLOKINA**

Penalty Time 10 sec Stewards decision n.24

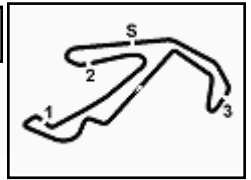
Clerk of the Course : Fabrizio Fondacci

Race Director : Alessandro Ferrari

 Start 09:44 End 10:18
 05/06/2022

Powered by FICr PERUGIA TIMING





ACI Racing Weekend Misano, 4-5 Giugno 2022

Italian F4 Championship - Result by Class Race 2

Misano Circuit Sic 58 4.226 m

Rookie

Laps 20 = 84,520 km - Avg 158,314 km/h - Race Time 32'01.956

No.	Driver	Nat	Entrant	Team	Car	Laps	Time	Gap	Rel.	Fastest Lap	
1	12 ANTONELLI Kimi Andrea	ITA	Prema Racing	Prema Racing	Tatuus F.4 T421	20	32'01.956		9	1'35.246	
2	7 WURZ Charlie	AUT	Prema Racing	Prema Racing	Tatuus F.4 T421	20	32'06.982	5.026	5.026	8	1'35.838
3	13 WHARTON James Anthony	AUS	Prema Racing	Prema Racing	Tatuus F.4 T421	20	32'08.337	6.381	1.355	4	1'35.853
4	88 CAMARA Rafael	BRA	Prema Racing	Prema Racing	Tatuus F.4 T421	20	32'08.618	6.662	0.281	5	1'35.688
5	34 STENSHORNE Martinus	NOR	Van Amersfoort Racing	Van Amersfoort Racing	Tatuus F.4 T421	20	32'17.663	15.707	9.045	19	1'36.048
6	89 DOMINGUES Ivan Franco	POR	Iron Lynx	Iron Lynx	Tatuus F.4 T421	20	32'20.893	18.937	3.230	19	1'36.201
7	33 BADOER Brando	ITA	Van Amersfoort Racing	Van Amersfoort Racing	Tatuus F.4 T421	20	32'32.437	30.481	11.544	19	1'36.747
8	17 FITTIPALDI Emerson Jr.	BRA	Van Amersfoort Racing	Van Amersfoort Racing	Tatuus F.4 T421	20	32'37.564	35.608	5.127	18	1'36.235
9	44 BOHRA Nikhil	USA	US Racing	US Racing	Tatuus F.4 T421	20	32'40.956	39.000	3.392	16	1'36.869
10	2 DEUKMEDJAN Arias	USA	Van Amersfoort Racing	Van Amersfoort Racing	Tatuus F.4 T421	20	32'45.169	43.213	4.213	6	1'36.907
11	9 SPINA Alfio Andrea	ITA	BWR Motorsport	BWR Motorsport	Tatuus F.4 T421	20	32'45.435	43.479	0.266	5	1'36.822
12	35 CLEROT Pedro	BRA	AKM Motorsport	AKM Motorsport	Tatuus F.4 T421	20	32'46.040	44.084	0.605	9	1'36.817
13	28 KLUSS Valentin	DEU	Jenzer Motorsport	Jenzer Motorsport	Tatuus F.4 T421	20	32'46.771	44.815	0.731	7	1'36.603
14	14 LUND Frederik	DEN	R-ACE GP	R-ACE GP	Tatuus F.4 T421	20	32'50.285	48.329	3.514	10	1'37.128
15P	78 BLOKINA Viktoria		PHM Racing	PHM Racing	Tatuus F.4 T421	20	32'57.794	55.838	7.509	12	1'36.854
16	19 KARLSSON William	SWE	BVM Racing	BVM Racing	Tatuus F.4 T421	20	33'01.217	59.261	3.423	17	1'36.772
17	21 FRASSINETI Andrea	ITA	Frassinetti Albano	Cars Racing	Tatuus F.4 T421	20	33'07.373	1'05.417	6.156	20	1'37.399
18	62 QUONDAMCARLO Manuel	ITA	AS Motorsport	AS Motorsport	Tatuus F.4 T421	20	33'12.214	1'10.258	4.841	14	1'38.116
19	48 SPERANDIO Elia	CHE	Maffi Racing	Maffi Racing	Tatuus F.4 T421	20	33'12.339	1'10.383	0.125	10	1'38.102
20	61 MASCHIO Giovanni	ITA	AS Motorsport	AS Motorsport	Tatuus F.4 T421	20	33'12.849	1'10.893	0.510	20	1'37.964
21	96 CASTRO Jules	BEL	Van Amersfoort Racing	Van Amersfoort Racing	Tatuus F.4 T421	20	33'13.538	1'11.582	0.689	9	1'37.179
22	29 RISHAB Anandraj Jain	SGP	BWR Motorsport	BWR Motorsport	Tatuus F.4 T421	20	33'14.603	1'12.647	1.065	4	1'38.051
23	36 AKHMED Ismail	UZB	AKM Motorsport	AKM Motorsport	Tatuus F.4 T421	20	33'16.557	1'14.601	1.954	10	1'38.125
----- Not Classified -----											
RET	27 ISCHER Ethan	CHE	Jenzer Motorsport	Jenzer Motorsport	Tatuus F.4 T421	10	17'33.864	10 Laps		4	1'37.255
RET	18 HWARANG Kim	KOR	BVM Racing	BVM Racing	Tatuus F.4 T421	7	11'45.321	13 Laps		4	1'37.327

Starting: 25 Classified: 23 Not Classified: 0 Retired: 2 Not Started: 0
 Fastest Lap N. 9 No. 12 Kimi Andrea Antonelli Time 1'35.246 Avg. 159,730 Km/h

Humidity:	35%	AIR	31°C
Condition:	DRY	Track	30°C

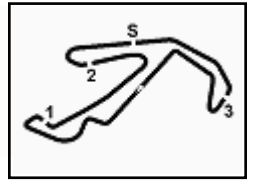
Clerk of the Course : Fabrizio Fondacci

Race Director : Alessandro Ferrari

05/06/2022 Start 09:44 End 10:18

Powered by FICr PERUGIA TIMING





Misano Circuit Sic 58 4.226 m

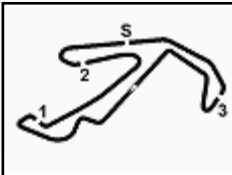
ACI Racing Weekend Misano, 4-5 Giugno 2022

Italian F4 Championship - Lap Chart Race 2

	Lap																			
	1	2	3	4	5	6	7	8	9	10	11	12	13	14	15	16	17	18	19	20
1	7	12	12	12	12	12	12	12	12	12	12	12	12	12	12	12	12	12	12	12
2	12	7	7	7	7	7	7	7	7	7	7	7	7	7	7	7	7	7	7	7
3	13	13	13	13	13	13	13	13	13	13	13	13	13	13	13	13	13	13	13	13
4	88	88	88	88	88	88	88	88	88	88	88	88	88	88	88	88	88	88	88	88
5	52	52	52	52	52	52	52	52	52	52	52	52	52	52	52	52	52	52	52	52
6	20	20	20	20	20	20	20	20	20	20	20	20	20	20	20	20	20	20	20	20
7	34	34	34	34	34	34	34	34	34	34	34	34	34	34	34	34	34	34	34	34
8	15	15	15	15	15	15	15	15	89	89	89	89	89	89	89	89	89	89	89	89
9	83	77	77	77	89	89	89	89	15	15	15	15	15	15	15	15	15	15	15	15
10	77	83	89	89	77	77	77	77	77	77	77	77	77	37	37	37	37	37	37	37
11	89	89	83	83	83	83	83	37	37	37	37	37	37	77	83	83	83	83	83	83
12	37	37	37	37	37	37	37	83	83	83	83	83	83	83	77	77	77	77	77	77
13	33	33	33	33	33	33	33	33	33	33	33	33	33	33	33	33	33	33	33	33
14	71	71	71	71	71	71	71	71	71	71	71	71	71	71	71	71	71	71	71	71
15	2	2	2	2	2	2	2	2	2	2	2	2	2	17	17	17	17	17	17	17
16	44	44	44	44	44	17	17	17	17	17	17	17	17	44	44	44	44	44	44	44
17	17	17	17	17	17	44	44	44	44	44	44	44	44	2	9	9	2	2	2	2
18	11	11	11	9	9	9	9	9	9	9	9	9	9	9	2	2	9	9	9	9
19	9	9	9	11	11	11	11	11	11	11	28	11	11	11	35	35	35	35	35	35
20	28	28	28	28	28	28	28	28	28	28	11	35	35	35	11	28	28	28	28	28
21	35	35	35	35	35	35	35	35	35	35	35	28	28	28	28	78	78	78	78	78
22	18	18	18	18	18	18	78	78	78	78	78	78	78	78	11	11	11	11	11	11
23	14	27	27	27	27	14	14	14	14	14	14	14	14	14	14	14	14	14	14	14
24	27	14	14	78	78	18	48	48	48	48	48	48	48	48	19	19	19	19	19	19
25	19	48	78	14	14	14	48	21	21	21	21	21	19	21	19	48	48	21	21	21
26	48	78	48	48	48	96	21	62	62	62	62	19	21	19	21	21	21	48	48	62
27	78	21	96	96	96	48	62	61	61	19	19	62	62	62	62	62	62	62	62	48
28	21	96	21	21	21	21	61	29	19	61	61	61	61	61	61	61	61	61	61	61
29	62	62	62	62	62	62	29	19	29	29	29	29	29	29	29	96	96	96	96	96
30	96	36	29	29	29	29	36	36	36	36	36	36	36	36	96	29	29	29	29	29
31	36	29	61	61	61	61	36	96	96	96	96	96	96	96	36	36	36	36	36	36
32	61	61	36	36	36	19	96	27	27	41	41	41	41	41	41	41	41	41	41	41
33	29	19	19	19	19	36	27	41	41	27	22	22	22	22	22					
34	41	41	41	41	41	41	41	22	22	22										
35	22	22	22	22	22	22	22													

Final Result		
1	12	ANTONELLI K. Laps 20
2	7	WURZ C. 5.026
3	13	WHARTON J. 6.381
4	88	CAMARA R. 6.662
5	52	AMAND M. 8.210
6	20	LAURSEN C. 15.044
7	34	STENSHORNE M. 15.707
8	89	DOMINGUES I. 18.937
9	15	BEDRIN N. 21.016
10	37	SZTUKA K. 22.183
11	83	WEUG M. 25.237
12	77	BARNARD T. 27.450
13	33	BADOER B. 30.481
14	71	FLACK M. 31.596
15	17	FITTIPALDI E. 35.608
16	44	BOHRA N. 39.000
17	2	DEUKMEDJAN A. 43.213
18	9	SPINA A. 43.479
19	35	CLEROT P. 44.084
20	28	KLUSS V. 44.815
21	78	BLOKINA V. 45.838
22	11	PERINO P. 46.096
23	14	LUND F. 48.329
24	19	KARLSSON W. 59.261
25	21	FRASSINETI A. 1'05.417
26	62	QUONDAMCARLO M. 1'10.258
27	48	SPERANDIO E. 1'10.383
28	61	MASCHIO G. 1'10.893
29	96	CASTRO J. 1'11.582
30	29	RISHAB A. 1'12.647
31	36	AKHMED I. 1'14.601
32	41	RIED J. 1'35.106
33	22	DUNNE A. 5 Laps
RET	27	ISCHER E. 10 Laps
RET	18	HWARANG K. 13 Laps
NS	23	PARTYSHEV O.





ACI Racing Weekend Misano, 4-5 Giugno 2022

Italian F4 Championship - Best Sectors & Speed Race 2

Misano Circuit Sic 58 4.226 m

RESULTS

1	12	ANTONELLI Kimi Andrea	Tatuus F.4 T421	Laps 20
2	7	WURZ Charlie	Tatuus F.4 T421	5.026
3	13	WHARTON James Anthony	Tatuus F.4 T421	6.381
4	88	CAMARA Rafael	Tatuus F.4 T421	6.662
5	52	AMAND Marcus	Tatuus F.4 T421	8.210
6	20	LAURSEN Conrad	Tatuus F.4 T421	15.044
7	34	STENSHORNE Martinus	Tatuus F.4 T421	15.707
8	89	DOMINGUES Ivan Franco	Tatuus F.4 T421	18.937
9	15	BEDRIN Nikita	Tatuus F.4 T421	21.016
10	37	SZTUKA Kacper	Tatuus F.4 T421	22.183
11	83	WEUG Maya	Tatuus F.4 T421	25.237
12	77	BARNARD Taylor	Tatuus F.4 T421	27.450
13	33	BADOER Brando	Tatuus F.4 T421	30.481
14	71	FLACK Marcos	Tatuus F.4 T421	31.596
15	17	FITTIPALDI Emerson Jr.	Tatuus F.4 T421	35.608
16	44	BOHRA Nikhil	Tatuus F.4 T421	39.000
17	2	DEUKMEDJAN Arias	Tatuus F.4 T421	43.213
18	9	SPINA Alfio Andrea	Tatuus F.4 T421	43.479
19	35	CLEROT Pedro	Tatuus F.4 T421	44.084
20	28	KLUSS Valentin	Tatuus F.4 T421	44.815
21	78	BLOKINA Viktoria	Tatuus F.4 T421	45.838
22	11	PERINO Pedro	Tatuus F.4 T421	46.096
23	14	LUND Frederik	Tatuus F.4 T421	48.329
24	19	KARLSSON William	Tatuus F.4 T421	59.261
25	21	FRASSINETI Andrea	Tatuus F.4 T421	1'05.417
26	62	QUONDAMCARLO Manuel	Tatuus F.4 T421	1'10.258
27	48	SPERANDIO Elia	Tatuus F.4 T421	1'10.383
28	61	MASCHIO Giovanni	Tatuus F.4 T421	1'10.893
29	96	CASTRO Jules	Tatuus F.4 T421	1'11.582
30	29	RISHAB Anandraj Jain	Tatuus F.4 T421	1'12.647
31	36	AKHMED Ismail	Tatuus F.4 T421	1'14.601
32	41	RIED Jonas	Tatuus F.4 T421	1'35.106
33	22	DUNNE Alexander	Tatuus F.4 T421	5 Laps
RET	27	ISCHER Ethan	Tatuus F.4 T421	10 Laps
RET	18	HWARANG Kim	Tatuus F.4 T421	13 Laps
NS	23	PARTYSHEV Oleksandr	Tatuus F.4 T421	

SPEED

1	89	DOMINGUES Ivan Franco	Tatuus F.4 T421	204,5
2	52	AMAND Marcus	Tatuus F.4 T421	204,2
3	71	FLACK Marcos	Tatuus F.4 T421	203,4
4	17	FITTIPALDI Emerson Jr.	Tatuus F.4 T421	203,0
5	37	SZTUKA Kacper	Tatuus F.4 T421	202,6
6	88	CAMARA Rafael	Tatuus F.4 T421	202,2
7	18	HWARANG Kim	Tatuus F.4 T421	202,2
8	78	BLOKINA Viktoria	Tatuus F.4 T421	202,2
9	77	BARNARD Taylor	Tatuus F.4 T421	201,9
10	11	PERINO Pedro	Tatuus F.4 T421	201,5
11	22	DUNNE Alexander	Tatuus F.4 T421	201,5
12	19	KARLSSON William	Tatuus F.4 T421	201,5
13	44	BOHRA Nikhil	Tatuus F.4 T421	201,5
14	13	WHARTON James Anthony	Tatuus F.4 T421	201,1
15	12	ANTONELLI Kimi Andrea	Tatuus F.4 T421	201,1
16	27	ISCHER Ethan	Tatuus F.4 T421	201,1
17	61	MASCHIO Giovanni	Tatuus F.4 T421	201,1
18	83	WEUG Maya	Tatuus F.4 T421	200,7
19	21	FRASSINETI Andrea	Tatuus F.4 T421	200,4
20	15	BEDRIN Nikita	Tatuus F.4 T421	200,4
21	62	QUONDAMCARLO Manuel	Tatuus F.4 T421	200,4
22	33	BADOER Brando	Tatuus F.4 T421	200,4
23	96	CASTRO Jules	Tatuus F.4 T421	200,0
24	48	SPERANDIO Elia	Tatuus F.4 T421	200,0
25	34	STENSHORNE Martinus	Tatuus F.4 T421	200,0
26	14	LUND Frederik	Tatuus F.4 T421	199,3
27	35	CLEROT Pedro	Tatuus F.4 T421	199,3
28	2	DEUKMEDJAN Arias	Tatuus F.4 T421	199,3
29	20	LAURSEN Conrad	Tatuus F.4 T421	199,3
30	36	AKHMED Ismail	Tatuus F.4 T421	198,9
31	28	KLUSS Valentin	Tatuus F.4 T421	198,9
32	41	RIED Jonas	Tatuus F.4 T421	198,5
33	7	WURZ Charlie	Tatuus F.4 T421	198,5
34	9	SPINA Alfio Andrea	Tatuus F.4 T421	198,5
35	29	RISHAB Anandraj Jain	Tatuus F.4 T421	198,5

SEG. 1

1	12	ANTONELLI Kimi Andrea	23.543
2	52	AMAND Marcus	23.713
3	7	WURZ Charlie	23.732
4	22	DUNNE Alexander	23.781
5	20	LAURSEN Conrad	23.788
6	34	STENSHORNE Martinus	23.794
7	37	SZTUKA Kacper	23.807
8	13	WHARTON James Anthon	23.815
9	88	CAMARA Rafael	23.831
10	17	FITTIPALDI Emerson Jr.	23.831
11	89	DOMINGUES Ivan Franco	23.837
12	41	RIED Jonas	23.908
13	19	KARLSSON William	23.974
14	15	BEDRIN Nikita	23.975
15	33	BADOER Brando	23.987
16	71	FLACK Marcos	24.012
17	77	BARNARD Taylor	24.021
18	2	DEUKMEDJAN Arias	24.021
19	83	WEUG Maya	24.033
20	44	BOHRA Nikhil	24.039
21	9	SPINA Alfio Andrea	24.054
22	11	PERINO Pedro	24.067
23	96	CASTRO Jules	24.068
24	28	KLUSS Valentin	24.072
25	78	BLOKINA Viktoria	24.075
26	27	ISCHER Ethan	24.091
27	18	HWARANG Kim	24.147
28	35	CLEROT Pedro	24.153
29	14	LUND Frederik	24.196
30	21	FRASSINETI Andrea	24.249
31	61	MASCHIO Giovanni	24.323
32	48	SPERANDIO Elia	24.423
33	36	AKHMED Ismail	24.439
34	29	RISHAB Anandraj Jain	24.451
35	62	QUONDAMCARLO Man	24.475

SEG. 2

1	12	ANTONELLI Kimi Andrea	23.716
2	88	CAMARA Rafael	23.773
3	7	WURZ Charlie	23.783
4	13	WHARTON James Anthon	23.810
5	83	WEUG Maya	23.856
6	52	AMAND Marcus	23.869
7	77	BARNARD Taylor	23.872
8	34	STENSHORNE Martinus	23.873
9	20	LAURSEN Conrad	23.874
10	89	DOMINGUES Ivan Franco	23.906
11	22	DUNNE Alexander	23.912
12	71	FLACK Marcos	23.912
13	37	SZTUKA Kacper	23.936
14	17	FITTIPALDI Emerson Jr.	23.947
15	27	ISCHER Ethan	23.970
16	33	BADOER Brando	23.982
17	15	BEDRIN Nikita	23.994
18	78	BLOKINA Viktoria	23.999
19	11	PERINO Pedro	24.001
20	44	BOHRA Nikhil	24.010
21	35	CLEROT Pedro	24.010
22	41	RIED Jonas	24.022
23	2	DEUKMEDJAN Arias	24.048
24	19	KARLSSON William	24.053
25	14	LUND Frederik	24.055
26	18	HWARANG Kim	24.062
27	9	SPINA Alfio Andrea	24.067
28	28	KLUSS Valentin	24.096
29	96	CASTRO Jules	24.115
30	48	SPERANDIO Elia	24.130
31	21	FRASSINETI Andrea	24.162
32	29	RISHAB Anandraj Jain	24.186
33	62	QUONDAMCARLO Man	24.218
34	36	AKHMED Ismail	24.279
35	61	MASCHIO Giovanni	24.303

SEG. 3

1	12	ANTONELLI Kimi Andrea	27.033
2	22	DUNNE Alexander	27.047
3	52	AMAND Marcus	27.070
4	34	STENSHORNE Martinus	27.083
5	13	WHARTON James Anthon	27.095
6	37	SZTUKA Kacper	27.098
7	15	BEDRIN Nikita	27.109
8	88	CAMARA Rafael	27.124
9	89	DOMINGUES Ivan Franco	27.146
10	7	WURZ Charlie	27.164
11	83	WEUG Maya	27.209
12	71	FLACK Marcos	27.229
13	20	LAURSEN Conrad	27.246
14	28	KLUSS Valentin	27.256
15	33	BADOER Brando	27.284
16	78	BLOKINA Viktoria	27.290
17	44	BOHRA Nikhil	27.292
18	41	RIED Jonas	27.293
19	17	FITTIPALDI Emerson Jr.	27.298
20	35	CLEROT Pedro	27.324
21	77	BARNARD Taylor	27.327
22	9	SPINA Alfio Andrea	27.358
23	11	PERINO Pedro	27.375
24	19	KARLSSON William	27.381
25	96	CASTRO Jules	27.406
26	14	LUND Frederik	27.409
27	2	DEUKMEDJAN Arias	27.467
28	27	ISCHER Ethan	27.516
29	21	FRASSINETI Andrea	27.525
30	18	HWARANG Kim	27.561
31	61	MASCHIO Giovanni	27.649
32	29	RISHAB Anandraj Jain	27.719
33	62	QUONDAMCARLO Man	27.726
34	48	SPERANDIO Elia	27.738
35	36	AKHMED Ismail	27.754

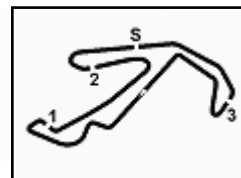
SEG. 4

1	12	ANTONELLI Kimi Andrea	20.805
2	88	CAMARA Rafael	20.885
3	52	AMAND Marcus	20.895
4	22	DUNNE Alexander	20.904
5	13	WHARTON James Anthon	20.918
6	7	WURZ Charlie	20.931
7	20	LAURSEN Conrad	20.935
8	89	DOMINGUES Ivan Franco	20.965
9	37	SZTUKA Kacper	20.976
10	34	STENSHORNE Martinus	21.027
11	41	RIED Jonas	21.050
12	83	WEUG Maya	21.063
13	19	KARLSSON William	21.085
14	77	BARNARD Taylor	21.086
15	17	FITTIPALDI Emerson Jr.	21.090
16	15	BEDRIN Nikita	21.104
17	44	BOHRA Nikhil	21.115
18	28	KLUSS Valentin	21.136
19	9	SPINA Alfio Andrea	21.150
20	71	FLACK Marcos	21.151
21	35	CLEROT Pedro	21.168
22	78	BLOKINA Viktoria	21.190
23	2	DEUKMEDJAN Arias	21.196
24	33	BADOER Brando	21.201
25	11	PERINO Pedro	21.215
26	96	CASTRO Jules	21.260
27	21	FRASSINETI Andrea	21.304
28	14	LUND Frederik	21.311
29	18	HWARANG Kim	21.322
30	27	ISCHER Ethan	21.341
31	62	QUONDAMCARLO Man	21.378
32	29	RISHAB Anandraj Jain	21.437
33	61	MASCHIO Giovanni	21.454
34	36	AKHMED Ismail	21.489
35	48	SPERANDIO Elia	21.546

05/06/2022

Powered by FICr PERUGIA TIMING





ACI Racing Weekend Misano, 4-5 Giugno 2022

Italian F4 Championship - Chronological Analysis Race 2

Misano Circuit Sic 58 4.226 m

1 / 7

Start at 9:43'35.071

2 A. DEUKMEDJAN (1'36.907)

Lap	Seg.1	Seg.2	Seg.3	Seg.4	Lap Time	km/h	Local Time
1		24.901	27.544	21.357	1'48.052	197,4	9:45'23.123
2	25.031	24.344	27.554	21.310	1'38.239	199,3	9:47'01.362
3	25.225	24.048	27.484	21.291	1'38.048	198,2	9:48'39.410
4	24.247	24.153	27.467	21.494	1'37.361	196,7	9:50'16.771
5	24.220	24.177	27.587	21.196	1'37.180	196,0	9:51'53.951
6	24.155	24.063	27.480	21.209	1'36.907	196,7	9:53'30.858
7	24.243	24.093	27.621	21.199	1'37.156	196,7	9:55'08.014
8	24.264	24.120	27.844	21.354	1'37.582	194,2	9:56'45.596
9	24.222	24.123	27.994	21.702	1'38.041	194,6	9:58'23.637
10	24.230	24.180	27.766	21.498	1'37.674	195,7	10:00'01.311
11	24.224	24.342	28.125	21.588	1'38.279	194,6	10:01'39.590
12	24.167	24.091	27.857	21.556	1'37.671	195,3	10:03'17.261
13	24.132	24.223	27.998	21.740	1'38.093	194,6	10:04'55.354
14	24.205	24.182	28.000	22.897	1'39.284	196,4	10:06'34.638
15	25.056	24.560	27.809	21.257	1'38.682	196,0	10:08'13.320
16	24.021	24.120	27.902	21.606	1'37.649	198,2	10:09'50.969
17	24.244	24.164	27.506	21.478	1'37.392	197,1	10:11'28.361
18	24.161	24.192	27.537	21.439	1'37.329	195,7	10:13'05.690
19	24.082	24.082	27.638	21.463	1'37.265	195,7	10:14'42.955
20	24.140	24.148	27.531	21.466	1'37.285	196,4	10:16'20.240
Race Time 32'45.169							

16	24.159	24.238	27.981	21.474	1'37.852	196,7	10:09'50.589
17	24.140	24.210	27.741	22.177	1'38.268	196,4	10:11'28.857
18	24.429	24.198	27.687	21.479	1'37.793	196,7	10:13'06.650
19	24.086	24.102	27.530	21.170	1'36.888	195,3	10:14'43.538
20	24.054	24.143	27.358	21.413	1'36.968	196,7	10:16'20.506
Race Time 32'45.435							

11 P. PERINO (1'36.817)

Lap	Seg.1	Seg.2	Seg.3	Seg.4	Lap Time	km/h	Local Time
1		25.585	27.995	21.364	1'49.912	197,4	9:45'24.983
2	24.407	24.209	27.735	21.332	1'37.683	198,2	9:47'02.666
3	24.778	24.068	27.657	21.371	1'37.874	199,3	9:48'40.540
4	24.438	24.215	27.771	22.173	1'38.597	197,4	9:50'19.137
5	24.205	24.053	27.515	21.215	1'36.988	197,4	9:51'56.125
6	24.225	24.114	27.611	21.267	1'37.217	197,1	9:53'33.342
7	24.181	24.141	27.377	21.332	1'37.031	198,2	9:55'10.373
8	24.300	24.100	27.533	21.245	1'37.178	197,4	9:56'47.551
9	24.183	24.155	27.418	21.558	1'37.314	198,2	9:58'24.865
10	24.519	24.092	27.671	21.417	1'37.699	198,5	10:00'02.564
11	24.448	24.168	28.018	22.134	1'38.768	201,5	10:01'41.332
12	24.442	24.470	28.023	21.720	1'38.655	195,7	10:03'19.987
13	24.107	24.169	27.375	21.280	1'36.931	198,5	10:04'56.918
14	24.323	24.083	27.766	21.825	1'37.997	201,5	10:06'34.915
15	25.331	24.289	28.141	21.607	1'39.368	199,3	10:08'14.283
16	24.230	24.100	27.493	24.347	1'40.170	199,6	10:09'54.453
17	24.200	24.109	27.586	21.267	1'37.162	196,7	10:11'31.615
18	24.067	24.080	27.414	21.256	1'36.817	198,2	10:13'08.432
19	24.470	24.218	27.444	21.454	1'37.586	197,8	10:14'46.018
20	24.163	24.001	27.428	21.513	1'37.105	200,4	10:16'23.123
Race Time 32'48.052							

7 C. WURZ (1'35.838)

Lap	Seg.1	Seg.2	Seg.3	Seg.4	Lap Time	km/h	Local Time
1		24.007	27.548	21.266	1'42.175	196,7	9:45'17.246
2	23.915	23.956	27.470	21.625	1'36.966	197,8	9:46'54.212
3	23.960	23.783	27.193	20.999	1'35.935	198,5	9:48'30.147
4	23.872	23.864	27.164	20.992	1'35.892	198,5	9:50'06.039
5	23.815	23.870	27.233	20.953	1'35.871	197,1	9:51'41.910
6	23.732	23.932	27.309	20.994	1'35.967	198,2	9:53'17.877
7	23.798	23.969	27.267	20.934	1'35.968	197,1	9:54'53.845
8	23.743	23.854	27.241	21.000	1'35.838	198,2	9:56'29.683
9	23.779	23.864	27.393	20.952	1'35.988	197,1	9:58'05.671
10	23.789	23.905	27.356	20.999	1'36.049	198,5	9:59'41.720
11	23.793	23.904	27.307	20.948	1'35.952	197,8	10:01'17.672
12	23.756	23.968	27.331	20.947	1'36.002	195,7	10:02'53.674
13	23.829	23.904	27.411	20.931	1'36.075	196,0	10:04'29.749
14	23.878	23.890	27.304	21.007	1'36.079	196,7	10:06'05.828
15	23.817	23.877	27.255	21.080	1'36.029	197,1	10:07'41.857
16	23.846	24.008	27.208	20.956	1'36.018	197,8	10:09'17.875
17	23.887	23.920	27.232	21.057	1'36.096	197,4	10:10'53.971
18	23.959	23.858	27.354	21.018	1'36.189	196,4	10:12'30.160
19	23.831	23.860	27.292	21.002	1'35.985	197,4	10:14'06.145
20	23.800	23.837	27.270	21.001	1'35.908	198,5	10:15'42.053
Race Time 32'06.982							

9 A. SPINA (1'36.822)

Lap	Seg.1	Seg.2	Seg.3	Seg.4	Lap Time	km/h	Local Time
1		25.532	28.409	21.728	1'50.850	196,0	9:45'25.921
2	24.151	24.293	27.685	21.364	1'37.493	197,1	9:47'03.414
3	24.293	24.076	27.750	21.338	1'37.457	198,5	9:48'40.871
4	24.345	24.215	27.687	21.460	1'37.707	197,4	9:50'18.578
5	24.090	24.087	27.495	21.150	1'36.822	196,0	9:51'55.400
6	24.099	24.067	27.558	21.283	1'37.007	198,2	9:53'32.407
7	24.211	24.317	27.698	21.183	1'37.409	197,8	9:55'09.816
8	24.157	24.130	27.501	21.284	1'37.072	196,0	9:56'46.888
9	24.184	24.170	27.710	21.418	1'37.482	196,7	9:58'24.370
10	24.587	24.121	27.730	21.375	1'37.813	196,4	10:00'02.183
11	24.516	24.184	28.036	21.787	1'38.523	196,0	10:01'40.706
12	24.249	24.170	27.757	21.258	1'37.434	196,0	10:03'18.140
13	24.426	24.248	28.092	21.549	1'38.315	196,7	10:04'56.455
14	24.301	24.303	27.749	21.905	1'38.258	196,7	10:06'34.713
15	24.785	24.304	27.728	21.207	1'38.024	195,3	10:08'12.737

12 K. ANTONELLI (1'35.246)

Lap	Seg.1	Seg.2	Seg.3	Seg.4	Lap Time	km/h	Local Time
1		23.956	27.226	21.408	1'42.523	199,3	9:45'17.594
2	24.075	23.762	27.258	21.165	1'36.260	201,1	9:46'53.854
3	23.820	23.763	27.037	20.969	1'35.589	198,9	9:48'29.443
4	23.713	23.732	27.033	20.907	1'35.385	198,2	9:50'04.828
5	23.626	23.718	27.098	20.844	1'35.286	199,3	9:51'40.114
6	23.664	23.716	27.073	20.805	1'35.258	197,8	9:53'15.372
7	23.743	23.847	27.223	20.903	1'35.716	198,2	9:54'51.088
8	23.676	23.846	27.317	20.989	1'35.828	198,2	9:56'26.916
9	23.543	23.805	27.093	20.805	1'35.246	196,4	9:58'02.162
10	23.909	23.820	27.263	20.970	1'35.962	198,2	9:59'38.124
11	23.799	23.752	27.236	20.972	1'35.759	197,8	10:01'13.883
12	23.818	23.838	27.272	20.888	1'35.816	198,5	10:02'49.699
13	23.753	23.802	27.217	20.948	1'35.720	197,8	10:04'25.419
14	23.860	23.827	27.202	20.970	1'35.859	198,9	10:06'01.278
15	23.772	23.717	27.339	20.977	1'35.805	198,9	10:07'37.083
16	23.884	23.914	27.189	21.033	1'36.020	200,4	10:09'13.103
17	23.895	23.785	27.333	21.046	1'36.059	198,9	10:10'49.162
18	23.844	23.840	27.176	20.931	1'35.791	198,5	10:12'24.953
19	23.873	23.825	27.249	21.004	1'35.951	198,9	10:14'00.904
20	23.838	23.792	27.216	21.277	1'36.123	199,6	10:15'37.027
Race Time 32'01.956							

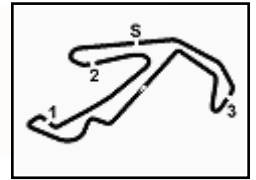
13 J. WHARTON (1'35.853)

Lap	Seg.1	Seg.2	Seg.3	Seg.4	Lap Time	km/h	Local Time
1		24.043	27.328	21.266	1'42.946	199,3	9:45'18.017
2	24.193	23.923	27.297	21.135	1'36.548	197,4	9:46'54.565
3	24.014	23.810	27.157	21.063	1'36.044	197,8	9:48'30.609
4	23.914	23.818	27.095	21.026	1'35.853	201,1	9:50'06.462
5	23.951	23.860	27.238	21.024	1'36.073	197,4	9:51'42.535
6	23.864	23.925	27.193	20.918	1'35.900	198,9	9:53'18.435
7	23.855	23.931	27.135	20.941	1'35.862	198,9	9:54'54.297
8	23.914	23.885	27.181	21.041	1'36.021	198,5	9:56'30.318
9	23.815	23.810	27.241	21.048	1'35.914	198,2	9:58'06.232

05/06/2022

P = Pits In/Out - C = Lap Time Cancelled

Powered by FICr PERUGIA TIMING



ACI Racing Weekend Misano, 4-5 Giugno 2022

Italian F4 Championship - Chronological Analysis Race 2

Misano Circuit Sic 58 4.226 m

Start at 9:43'35.071

2 / 7

10	23.920	23.932	27.251	21.042	1'36.145	197,1	9:59'42.377	4	24.226	24.140	27.514	21.367	1'37.247	201,5	9:50'17.269
11	23.862	23.928	27.192	20.958	1'35.940	198,9	10:01'18.317	5	24.483	23.998	27.621	21.301	1'37.403	203,0	9:51'54.672
12	23.956	24.065	27.325	20.946	1'36.292	196,0	10:02'54.609	6	24.208	24.028	27.508	21.223	1'36.967	198,9	9:53'31.639
13	23.820	23.972	27.283	20.998	1'36.073	197,1	10:04'30.682	7	23.948	23.980	27.485	21.302	1'36.715	201,1	9:55'08.354
14	23.933	23.839	27.202	21.025	1'35.999	197,1	10:06'06.681	8	24.285	24.015	27.773	21.467	1'37.540	196,7	9:56'45.894
15	23.918	23.915	27.283	20.989	1'36.105	197,8	10:07'42.786	9	24.289	24.083	27.753	21.884	1'38.009	200,0	9:58'23.903
16	23.899	24.060	27.192	21.068	1'36.219	198,5	10:09'19.005	10	24.315	24.151	27.651	21.546	1'37.663	199,3	10:00'01.566
17	23.946	23.891	27.212	20.994	1'36.043	198,9	10:10'55.048	11	24.293	24.062	28.199	21.798	1'38.352	196,0	10:01'39.918
18	23.929	23.919	27.257	21.026	1'36.131	197,8	10:12'31.179	12	24.153	24.081	27.632	21.809	1'37.675	198,2	10:03'17.593
19	23.852	23.916	27.177	20.957	1'35.902	199,3	10:14'07.081	13	24.122	24.068	27.949	21.933	1'38.072	197,8	10:04'55.665
20	23.860	23.948	27.266	21.253	1'36.327	199,6	10:15'43.408	14	24.189	23.947	28.074	21.791	1'38.001	197,1	10:06'33.666

Race Time 32'08.337

14 F. LUND (1'37.128)

Lap	Seg.1	Seg.2	Seg.3	Seg.4	Lap Time	km/h	Local Time
1		24.881	28.475	22.225	1'52.196	199,3	9:45'27.267
2	25.507	24.624	28.157	22.221	1'40.509	198,9	9:47'07.776
3	24.923	24.835	27.772	21.379	1'38.909	196,4	9:48'46.685
4	24.423	24.460	28.161	21.975	1'39.019	194,9	9:50'25.704
5	24.485	24.193	27.707	21.430	1'37.815	195,7	9:52'03.519
6	24.254	24.055	27.585	21.341	1'37.235	196,0	9:53'40.754
7	24.230	24.153	27.573	21.648	1'37.604	196,4	9:55'18.358
8	24.272	24.319	27.523	21.320	1'37.434	196,0	9:56'55.792
9	24.364	24.096	27.554	21.447	1'37.461	196,7	9:58'33.253
10	24.196	24.127	27.409	21.396	1'37.128	196,0	10:00'10.381
11	24.359	24.097	27.619	21.384	1'37.459	195,7	10:01'47.840
12	24.293	24.088	27.607	21.455	1'37.443	196,7	10:03'25.283
13	24.291	24.097	27.542	21.399	1'37.329	196,4	10:05'02.612
14	24.291	24.085	27.415	21.631	1'37.422	197,1	10:06'40.034
15	24.311	24.142	27.559	21.318	1'37.330	196,4	10:08'17.364
16	24.483	24.289	27.424	21.382	1'37.578	196,7	10:09'54.942
17	24.466	24.291	27.555	21.394	1'37.706	197,1	10:11'32.648
18	24.398	24.246	27.465	21.311	1'37.420	196,7	10:13'10.068
19	24.441	24.101	27.470	21.357	1'37.369	196,7	10:14'47.437
20	24.341	24.273	27.728	21.577	1'37.919	197,4	10:16'25.356

Race Time 32'50.285

15 N. BEDRIN (1'36.332)

Lap	Seg.1	Seg.2	Seg.3	Seg.4	Lap Time	km/h	Local Time
1		24.408	27.952	21.921	1'46.302	198,2	9:45'21.373
2	24.232	24.197	27.381	21.517	1'37.327	199,6	9:46'58.700
3	24.275	24.007	27.297	21.270	1'36.849	198,2	9:48'35.549
4	24.271	24.018	27.280	21.192	1'36.761	198,5	9:50'12.310
5	24.084	24.022	27.385	21.275	1'36.766	198,5	9:51'49.076
6	24.044	24.078	27.225	21.129	1'36.476	199,6	9:53'25.552
7	24.024	24.133	27.268	21.205	1'36.630	198,9	9:55'02.182
8	24.127	24.041	27.248	21.113	1'36.529	196,7	9:56'38.711
9	24.063	24.114	27.239	22.065	1'37.481	199,3	9:58'16.192
10	24.266	24.087	27.322	21.201	1'36.876	198,5	9:59'53.068
11	23.975	23.994	27.269	21.105	1'36.343	199,6	10:01'29.411
12	24.029	24.085	27.320	21.104	1'36.538	196,7	10:03'05.949
13	24.017	24.067	27.218	21.145	1'36.447	199,6	10:04'42.396
14	24.054	24.070	27.232	21.135	1'36.491	198,2	10:06'18.887
15	24.043	24.085	27.357	21.141	1'36.626	198,9	10:07'55.513
16	24.046	24.120	27.109	21.105	1'36.380	198,2	10:09'31.893
17	24.083	24.070	27.217	21.324	1'36.694	200,4	10:11'08.587
18	24.076	24.025	27.348	21.167	1'36.616	197,4	10:12'45.203
19	24.031	24.010	27.118	21.173	1'36.332	200,4	10:14'21.535
20	24.044	24.020	27.187	21.257	1'36.508	199,6	10:15'58.043

Race Time 32'22.972

17 E. FITTIPALDI (1'36.235)

Lap	Seg.1	Seg.2	Seg.3	Seg.4	Lap Time	km/h	Local Time
1		25.349	27.820	21.507	1'49.208	199,3	9:45'24.279
2	24.483	24.333	27.586	21.535	1'37.937	201,9	9:47'02.216
3	24.868	24.196	27.478	21.264	1'37.806	200,7	9:48'40.022

05/06/2022

P = Pits In/Out - C = Lap Time Cancelled

15	23.980	24.014	27.366	21.233	1'36.593	198,5	10:08'10.259
16	23.956	24.004	27.457	21.162	1'36.579	198,5	10:09'46.838
17	23.967	24.022	27.452	21.104	1'36.545	196,4	10:11'23.383
18	23.831	24.016	27.298	21.090	1'36.235	198,2	10:12'59.618
19	23.910	24.034	27.420	21.245	1'36.609	197,1	10:14'36.227
20	23.913	23.962	27.388	21.145	1'36.408	200,0	10:16'12.635

Race Time 32'37.564

18 K. HWARANG (1'37.327)

Lap	Seg.1	Seg.2	Seg.3	Seg.4	Lap Time	km/h	Local Time
1		25.123	28.419	22.425	1'52.052	200,4	9:45'27.123
2	25.312	24.660	28.107	21.898	1'39.977	202,2	9:47'07.100
3	24.708	24.062	27.561	21.376	1'37.707	199,3	9:48'44.807
4	24.238	24.161	27.606	21.322	1'37.327	198,5	9:50'22.134
5	24.147	24.340	27.593	22.318	1'38.398	198,2	9:52'00.532
6	24.265	24.258	27.671	21.348	1'37.542	199,3	9:53'38.074
7	24.188	24.260	27.616	26.254	1'42.318	197,4	9:55'20.392

Race Time 11'45.321

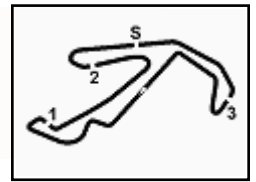
19 W. KARLSSON (1'36.772)

Lap	Seg.1	Seg.2	Seg.3	Seg.4	Lap Time	km/h	Local Time
1		24.824	29.021	22.415	1'53.181	199,6	9:45'28.252
2	35.959	24.875	27.686	21.361	1'49.881	197,1	9:47'18.133
3	24.266	24.334	27.611	21.442	1'37.653	197,1	9:48'55.786
4	24.330	24.133	27.512	21.085	1'37.060	197,4	9:50'32.846
5	24.164	24.062	27.653	21.369	1'37.248	196,7	9:52'10.094
6	24.225	24.190	27.665	21.307	1'37.387	197,8	9:53'47.481
7	24.085	24.308	27.439	21.429	1'37.261	197,8	9:55'24.742
8	25.170	24.378	28.325	21.472	1'39.345	199,6	9:57'04.087
9	24.389	24.250	27.578	21.924	1'38.141	199,3	9:58'42.228
10	24.820	24.523	27.664	21.222	1'38.229	195,7	10:00'20.457
11	23.986	24.199	27.612	21.251	1'37.048	196,7	10:01'57.505
12	24.232	24.202	27.510	21.260	1'37.204	197,1	10:03'34.709
13	24.796	24.976	27.398	21.354	1'38.524	198,5	10:05'13.233
14	24.124	24.220	28.328	22.049	1'38.721	197,4	10:06'51.954
15	24.520	24.113	27.598	21.683	1'37.914	201,5	10:08'29.868
16	25.120	24.359	27.815	21.752	1'39.046	198,9	10:10'08.914
17	24.000	24.053	27.481	21.238	1'36.772	195,7	10:11'45.686
18	24.047	24.119	27.381	21.258	1'36.805	196,4	10:13'22.491
19	24.065	24.059	27.470	21.378	1'36.972	197,4	10:14'59.463
20	23.974	24.148	27.457	21.246	1'36.825	198,2	10:16'36.288

Race Time 33'01.217

20 C. LAURSEN (1'36.135)

Lap	Seg.1	Seg.2	Seg.3	Seg.4	Lap Time	km/h	Local Time
1		25.036	27.923	21.551	1'45.513	197,1	9:45'20.584
2	24.379	23.995	27.762	21.498	1'37.634	198,2	9:46'58.218
3	23.959	23.965	27.492	21.084	1'36.500	197,4	9:48'34.718
4	23.954	23.927	27.372	21.012	1'36.265	199,3	9:50'10.983
5	23.819	23.935	27.421	20.960	1'36.135	199,3	9:51'47.118
6	23.892	23.874	27.347	21.080	1'36.193	196,7	9:53'23.311
7	23.958	24.122	27.433	21.021	1'36.534	196,0	9:54'59.845
8	23.888	24.008	27.371	20.935	1'36.202	197,1	9:56'36.047
9	23.877	23.973	27.408	21.088	1'36.346	198,2	9:58'12.393
10	23.996	24.071	27.357	21.025	1'36.449	195,7	9:59'48.842



ACI Racing Weekend Misano, 4-5 Giugno 2022

Italian F4 Championship - Chronological Analysis Race 2

Misano Circuit Sic 58 4.226 m

Start at 9:43'35.071

3 / 7

Lap	Seg.1	Seg.2	Seg.3	Seg.4	Lap Time	km/h	Local Time
11	23.933	23.947	27.400	21.037	1'36.317	193,9	10:01'25.159
12	23.901	23.996	27.274	21.050	1'36.221	196,7	10:03'01.380
13	23.877	24.034	27.427	20.979	1'36.317	197,1	10:04'37.697
14	23.872	23.916	27.355	21.039	1'36.182	195,3	10:06'13.879
15	23.788	23.950	27.428	21.081	1'36.247	197,4	10:07'50.126
16	24.049	24.102	27.395	21.243	1'36.789	196,4	10:09'26.915
17	24.015	24.045	27.246	20.955	1'36.261	196,7	10:11'03.176
18	23.937	24.040	27.427	20.966	1'36.370	197,1	10:12'39.546
19	23.985	23.937	27.279	21.052	1'36.253	196,4	10:14'15.799
20	23.824	23.983	27.318	21.147	1'36.272	196,7	10:15'52.071
Race Time 32'17.000							

28 V. KLUSS (1'36.603)							
Lap	Seg.1	Seg.2	Seg.3	Seg.4	Lap Time	km/h	Local Time
1		25.222	28.391	22.474	1'51.810	198,5	9:45'26.881
2	25.227	24.656	28.166	21.569	1'39.618	196,4	9:47'06.499
3	24.193	24.217	27.356	21.213	1'36.979	196,4	9:48'43.478
4	24.263	24.127	27.423	21.331	1'37.144	196,0	9:50'20.622
5	24.072	24.097	27.495	21.502	1'37.166	196,0	9:51'57.788
6	24.099	24.120	27.373	21.159	1'36.751	197,1	9:53'34.539
7	24.072	24.130	27.265	21.136	1'36.603	197,1	9:55'11.142
8	24.098	24.108	27.554	21.179	1'36.939	197,4	9:56'48.081
9	24.187	24.268	27.256	21.410	1'37.121	197,8	9:58'25.202
10	24.667	24.201	27.505	21.420	1'37.793	197,4	10:00'02.995
11	24.484	24.194	27.748	21.669	1'38.095	198,9	10:01'41.090
12	24.295	25.015	28.370	21.735	1'39.415	197,1	10:03'20.505
13	24.527	24.180	27.317	21.472	1'37.496	198,9	10:04'58.001
14	24.344	24.135	27.654	21.427	1'37.560	197,4	10:06'35.561
15	24.896	24.614	27.951	21.658	1'39.119	198,9	10:08'14.680
16	24.396	24.187	27.474	21.284	1'37.341	197,8	10:09'52.021
17	24.242	24.163	27.549	21.518	1'37.472	197,4	10:11'29.493
18	24.596	24.394	27.347	21.528	1'37.865	197,8	10:13'07.358
19	24.485	24.280	27.349	21.381	1'37.495	197,8	10:14'44.853
20	24.214	24.096	27.263	21.416	1'36.989	198,9	10:16'21.842
Race Time 32'46.771							

29 A. RISHAB (1'38.051)							
Lap	Seg.1	Seg.2	Seg.3	Seg.4	Lap Time	km/h	Local Time
1		24.874	28.074	22.505	1'56.929	196,7	9:45'32.000
2	25.385	24.334	27.876	21.826	1'39.421	198,2	9:47'11.421
3	24.808	24.383	27.766	21.493	1'38.450	197,4	9:48'49.871
4	24.451	24.278	27.844	21.478	1'38.051	198,2	9:50'27.922
5	24.812	24.284	27.741	21.437	1'38.274	197,1	9:52'06.196
6	24.611	24.186	28.064	21.551	1'38.412	196,0	9:53'44.608
7	25.381	24.556	28.289	21.754	1'39.980	194,6	9:55'24.588
8	25.030	24.608	28.153	21.493	1'39.284	195,3	9:57'03.872
9	25.033	24.382	27.992	22.086	1'39.493	195,3	9:58'43.365
10	24.547	24.352	27.753	21.736	1'38.388	196,4	10:00'21.753
11	24.591	24.353	28.279	21.708	1'38.931	198,5	10:02'00.684
12	24.763	24.402	27.728	21.622	1'38.515	196,4	10:03'39.199
13	24.552	24.383	27.918	21.696	1'38.549	197,4	10:05'17.748
14	24.578	24.433	27.889	21.836	1'38.736	195,7	10:06'56.484
15	24.701	24.506	28.060	21.902	1'39.169	197,8	10:08'35.653
16	24.631	25.478	28.041	21.723	1'39.873	196,7	10:10'15.526
17	24.596	24.478	27.972	21.777	1'38.823	195,3	10:11'54.349
18	24.466	24.499	27.827	21.808	1'38.600	195,7	10:13'32.949
19	24.517	24.387	27.960	21.564	1'38.428	192,9	10:15'11.377
20	24.451	24.435	27.719	21.692	1'38.297	195,7	10:16'49.674
Race Time 33'14.603							

33 B. BADOER (1'36.747)							
Lap	Seg.1	Seg.2	Seg.3	Seg.4	Lap Time	km/h	Local Time
1		24.360	28.186	22.267	1'47.598	200,4	9:45'22.669
2	24.984	24.277	27.414	21.353	1'38.028	200,4	9:47'00.697
3	24.111	24.138	27.339	21.449	1'37.037	199,3	9:48'37.734
4	24.307	23.982	27.448	21.294	1'37.031	199,6	9:50'14.765
5	24.097	24.096	27.483	21.258	1'36.934	197,8	9:51'51.699
6	24.165	24.167	27.284	21.436	1'37.052	198,9	9:53'28.751
7	24.180	24.101	27.469	21.211	1'36.961	198,5	9:55'05.712
8	24.080	24.087	27.508	21.328	1'37.003	197,4	9:56'42.715
9	24.136	24.090	27.382	21.353	1'36.961	198,9	9:58'19.676
10	24.182	24.076	27.473	21.221	1'36.952	197,8	9:59'56.628
11	24.091	24.179	28.111	21.759	1'38.140	196,0	10:01'34.768
12	24.032	24.040	27.525	21.281	1'36.878	196,7	10:03'11.646
13	24.023	24.168	27.477	21.285	1'36.953	197,1	10:04'48.599

21 A. FRASSINETI (1'37.399)							
Lap	Seg.1	Seg.2	Seg.3	Seg.4	Lap Time	km/h	Local Time
1		24.930	28.915	22.478	1'53.740	198,5	9:45'28.811
2	26.138	24.316	27.738	21.509	1'39.701	200,4	9:47'08.512
3	25.048	24.789	28.444	21.855	1'40.136	197,1	9:48'48.648
4	24.367	24.187	27.628	21.545	1'37.727	197,4	9:50'26.375
5	24.841	24.250	27.694	21.493	1'38.278	197,4	9:52'04.653
6	24.838	24.206	28.424	21.702	1'39.170	194,9	9:53'43.823
7	24.651	24.336	27.863	21.913	1'38.763	197,8	9:55'22.586
8	25.145	24.272	27.732	21.371	1'38.520	195,7	9:57'01.106
9	24.464	24.162	27.802	21.509	1'37.937	196,7	9:58'39.043
10	24.633	24.262	27.655	21.545	1'38.095	196,0	10:00'17.138
11	24.590	24.346	28.180	21.751	1'38.867	197,8	10:01'56.005
12	24.428	24.426	27.745	21.613	1'38.212	196,7	10:03'34.217
13	25.206	24.670	28.007	21.466	1'39.349	195,3	10:05'13.566
14	24.390	24.201	27.838	21.582	1'38.011	197,8	10:06'51.577
15	24.495	24.255	28.054	21.856	1'38.660	198,9	10:08'30.237
16	24.950	24.548	27.920	21.920	1'39.338	195,3	10:10'09.575
17	24.580	24.632	28.226	21.714	1'39.152	194,6	10:11'48.727
18	24.591	24.313	28.219	21.676	1'38.799	194,6	10:13'27.526
19	24.264	24.194	27.619	21.442	1'37.519	197,1	10:15'05.045
20	24.249	24.321	27.525	21.304	1'37.399	197,4	10:16'42.444
Race Time 33'07.373							

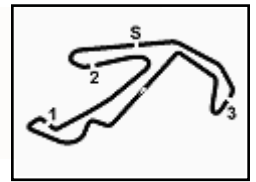
22 A. DUNNE (1'35.721)							
Lap	Seg.1	Seg.2	Seg.3	Seg.4	Lap Time	km/h	Local Time
1		24.478	30.855	21.327	3'21.088	145,6	9:46'56.159
2	25.088	24.025	27.222	21.134	1'37.469	199,6	9:48'33.628
3	24.081	23.945	27.143	21.119	1'36.288	200,7	9:50'09.916
4	23.964	23.928	27.177	20.967	1'36.036	200,4	9:51'45.952
5	23.781	23.924	27.061	20.955	1'35.721	200,0	9:53'21.673
6	23.872	24.014	27.176	20.904	1'35.966	199,3	9:54'57.639
7	23.882	23.912	27.162	20.935	1'35.891	199,3	9:56'33.530
8	24.003	24.009	28.297	21.574	1'37.883	192,9	9:58'11.413
9	23.900	24.014	27.071	21.002	1'35.987	197,8	9:59'47.400
10	23.926	24.000	27.259	20.954	1'36.139	197,4	10:01'23.539
11	23.815	23.987	27.171	30.808	1'45.781P	200,0	10:03'09.320
12	1'29.625	24.146	27.199	21.173	2'42.143P	201,5	10:05'51.463
13	23.807	24.012	27.226	21.160	1'36.205	198,9	10:07'27.668
14	23.925	24.033	27.047	21.059	1'36.064	201,1	10:09'03.732
15	23.946	24.168	27.176	32.040	1'47.330P	200,4	10:10'51.062
Race Time 27'15.991							

27 E. ISCHER (1'37.255)							
Lap	Seg.1	Seg.2	Seg.3	Seg.4	Lap Time	km/h	Local Time
1		25.240	29.274	22.290	1'52.791	197,4	9:45'27.862
2	25.274	24.511	28.084	21.881	1'39.750	201,1	9:47'07.612
3	24.664	24.197	27.516	21.482	1'37.859	198,9	9:48'45.471
4	24.283	24.019	27.612	21.341	1'37.255	198,2	9:50'22.726
5	24.169	23.970	27.652	22.357	1'38.148	198,9	9:52'00.874
6	24.447	24.120	27.633	21.620	1'37.820	198,9	9:53'38.694
7	24.091	24.129	27.547	53.455	2'09.222P	198,2	9:55'47.916
8	40.995	24.376	27.953	21.595	1'54.919P	195,7	9:57'42.835
9	25.228	25.954	28.509	22.707	1'42.398	194,2	9:59'25.233

05/06/2022

P = Pits In/Out - C = Lap Time Cancelled

Powered by FICr PERUGIA TIMING



ACI Racing Weekend Misano, 4-5 Giugno 2022

Italian F4 Championship - Chronological Analysis Race 2

Misano Circuit Sic 58.4.226m

Start at 9:43'35.071

4 / 7

14	24.057	24.151	27.545	21.576	1'37.329	197,1	10:06'25.928	8	24.557	24.534	28.101	21.558	1'38.750	193,5	9:57'06.319
15	24.065	24.151	27.410	21.219	1'36.845	197,1	10:08'02.773	9	24.678	24.372	27.759	21.900	1'38.709	194,2	9:58'45.028
16	24.022	24.203	27.413	21.407	1'37.045	197,8	10:09'39.818	10	24.464	24.293	27.754	21.614	1'38.125	194,2	10:00'23.153
17	24.096	24.089	27.429	21.473	1'37.087	196,7	10:11'16.905	11	24.442	24.279	28.009	21.650	1'38.380	193,5	10:02'01.533
18	24.127	24.103	27.408	21.201	1'36.839	197,8	10:12'53.744	12	24.581	24.406	27.871	21.753	1'38.611	194,9	10:03'40.144
19	23.987	24.119	27.361	21.280	1'36.747	197,4	10:14'30.491	13	24.608	24.533	28.028	21.810	1'38.979	196,0	10:05'19.123
20	24.008	24.227	27.508	21.274	1'37.017	197,1	10:16'07.508	14	24.542	24.458	27.845	21.711	1'38.556	195,7	10:06'57.679

Race Time 32'32.437

34 M. STENSHORNE (1'36.048)

Lap	Seg.1	Seg.2	Seg.3	Seg.4	Lap Time	km/h	Local Time
1		24.406	27.981	21.648	1'45.896	198,9	9:45'20.967
2	24.281	23.993	27.664	21.599	1'37.537	198,5	9:46'58.504
3	24.149	23.984	27.287	21.358	1'36.778	198,9	9:48'35.282
4	24.050	23.873	27.344	21.191	1'36.458	198,9	9:50'11.740
5	23.869	24.009	27.353	21.027	1'36.258	197,1	9:51'47.998
6	23.986	23.907	27.248	21.127	1'36.268	198,9	9:53'24.266
7	23.930	24.032	27.332	21.081	1'36.375	198,2	9:55'00.641
8	23.893	23.994	27.343	21.129	1'36.359	197,8	9:56'37.000
9	23.944	24.030	27.200	21.048	1'36.222	197,1	9:58'13.222
10	23.922	24.015	27.166	21.086	1'36.189	198,5	9:59'49.411
11	24.050	23.993	27.449	21.211	1'36.703	197,8	10:01'26.114
12	23.836	23.962	27.297	21.067	1'36.162	197,8	10:03'02.276
13	23.918	24.018	27.392	21.065	1'36.393	198,2	10:04'38.669
14	23.975	23.994	27.251	21.086	1'36.306	197,4	10:06'14.975
15	23.809	23.998	27.365	21.110	1'36.282	197,1	10:07'51.257
16	23.933	24.093	27.297	21.095	1'36.418	198,5	10:09'27.675
17	23.794	24.069	27.321	21.098	1'36.282	198,5	10:11'03.957
18	23.924	23.950	27.198	21.074	1'36.146	198,2	10:12'40.103
19	23.921	23.987	27.083	21.057	1'36.048	200,0	10:14'16.151
20	23.948	24.019	27.424	21.192	1'36.583	198,5	10:15'52.734

Race Time 32'17.663

35 P. CLEROT (1'36.817)

Lap	Seg.1	Seg.2	Seg.3	Seg.4	Lap Time	km/h	Local Time
1		25.652	28.604	22.336	1'51.813	194,2	9:45'26.884
2	25.248	24.796	28.146	21.745	1'39.935	198,2	9:47'06.819
3	24.463	24.099	27.567	21.320	1'37.449	196,7	9:48'44.268
4	24.156	24.010	27.503	21.168	1'36.837	196,4	9:50'21.105
5	24.153	24.015	27.539	21.283	1'36.990	197,1	9:51'58.095
6	24.356	24.053	27.416	21.318	1'37.143	198,2	9:53'35.238
7	24.158	24.106	27.433	21.245	1'36.942	196,7	9:55'12.180
8	24.239	24.067	27.383	21.181	1'36.870	197,4	9:56'49.050
9	24.165	24.048	27.338	21.266	1'36.817	196,0	9:58'25.867
10	24.283	24.268	27.558	21.456	1'37.565	199,3	10:00'03.432
11	24.331	24.206	27.625	22.057	1'38.219	197,8	10:01'41.651
12	24.413	24.445	28.029	21.696	1'38.583	196,7	10:03'20.234
13	24.331	24.113	27.552	21.325	1'37.321	197,4	10:04'57.555
14	24.278	24.153	27.537	21.754	1'37.722	197,4	10:06'35.277
15	24.749	24.379	27.928	21.485	1'38.541	197,1	10:08'13.818
16	24.205	24.314	27.503	21.538	1'37.560	197,1	10:09'51.378
17	24.368	24.130	27.492	21.571	1'37.561	196,4	10:11'28.939
18	24.890	24.183	27.412	21.636	1'38.121	198,5	10:13'07.060
19	24.290	24.141	27.324	21.278	1'37.033	198,2	10:14'44.093
20	24.260	24.074	27.423	21.261	1'37.018	197,4	10:16'21.111

Race Time 32'46.040

36 I. AKHMED (1'38.125)

Lap	Seg.1	Seg.2	Seg.3	Seg.4	Lap Time	km/h	Local Time
1		25.063	28.832	24.635	1'56.385	198,9	9:45'31.456
2	25.460	24.311	27.924	22.226	1'39.921	196,7	9:47'11.377
3	25.410	25.059	28.176	21.816	1'40.461	196,0	9:48'51.838
4	24.651	24.279	27.766	21.774	1'38.470	194,2	9:50'30.308
5	24.520	24.837	28.021	21.783	1'39.161	195,3	9:52'09.469
6	24.614	24.403	28.181	21.939	1'39.137	194,6	9:53'48.606
7	24.568	24.601	28.045	21.749	1'38.963	192,2	9:55'27.569

37 K. SZTUKA (1'35.848)

Lap	Seg.1	Seg.2	Seg.3	Seg.4	Lap Time	km/h	Local Time
1		24.381	27.835	22.162	1'47.381	199,6	9:45'22.452
2	24.942	24.131	27.426	21.377	1'37.876	200,7	9:47'00.328
3	24.097	24.096	27.263	21.695	1'37.151	201,9	9:48'37.479
4	24.114	24.003	27.235	21.163	1'36.515	201,5	9:50'13.994
5	24.054	24.149	27.256	21.361	1'36.820	202,6	9:51'50.814
6	24.314	24.039	27.279	21.533	1'37.165	201,9	9:53'27.979
7	24.257	24.029	27.168	21.348	1'36.802	202,2	9:55'04.781
8	24.169	24.083	27.404	21.346	1'37.002	202,2	9:56'41.783
9	23.931	23.961	27.330	21.208	1'36.430	200,4	9:58'18.213
10	23.891	23.949	27.173	21.125	1'36.138	199,6	9:59'54.351
11	23.967	23.984	27.384	21.538	1'36.873	201,9	10:01'31.224
12	23.997	24.002	27.433	21.350	1'36.782	201,1	10:03'08.006
13	24.167	23.972	27.258	21.297	1'36.694	201,1	10:04'44.700
14	24.019	23.936	27.138	21.628	1'36.721	199,3	10:06'21.421
15	24.483	24.096	27.220	21.200	1'36.999	199,6	10:07'58.420
16	23.953	24.004	27.238	21.113	1'36.308	200,0	10:09'34.728
17	23.880	24.018	27.185	21.058	1'36.141	200,4	10:11'10.869
18	23.915	23.988	27.290	21.110	1'36.303	199,3	10:12'47.172
19	23.807	23.967	27.098	20.976	1'35.848	200,4	10:14'23.020
20	23.876	24.001	27.250	21.063	1'36.190	200,7	10:15'59.210

Race Time 32'24.139

41 J. RIED (1'36.481)

Lap	Seg.1	Seg.2	Seg.3	Seg.4	Lap Time	km/h	Local Time
1		26.295	30.389	37.995	2'08.873P	196,0	9:45'43.944
2	1'13.427	24.631	27.649	21.311	2'27.018P	195,3	9:48'10.962
3	24.089	24.070	27.421	21.156	1'36.736	197,4	9:49'47.698
4	23.945	24.241	27.435	21.226	1'36.847	197,4	9:51'24.545
5	24.032	24.103	27.293	21.114	1'36.542	198,2	9:53'01.087
6	24.021	24.693	27.549	21.233	1'37.496	196,4	9:54'38.583
7	24.048	24.158	27.529	21.136	1'36.871	196,7	9:56'15.454
8	23.981	24.118	27.361	21.102	1'36.562	196,7	9:57'52.016
9	23.937	24.111	27.399	21.240	1'36.687	197,4	9:59'28.703
10	24.004	24.122	27.697	21.219	1'37.042	195,3	10:01'05.745
11	23.908	24.104	27.480	21.435	1'36.927	196,0	10:02'42.672
12	24.023	24.071	27.452	21.151	1'36.697	195,3	10:04'19.369
13	23.995	24.054	27.401	21.142	1'36.592	197,1	10:05'55.961
14	23.944	24.118	27.353	21.082	1'36.497	197,8	10:07'32.458
15	23.952	24.135	27.332	21.118	1'36.537	198,2	10:09'08.995
16	24.074	24.125	27.353	21.148	1'36.700	198,5	10:10'45.695
17	23.999	24.022	27.321	21.139	1'36.481	197,4	10:12'22.176
18	24.045	24.133	27.298	21.202	1'36.678	197,8	10:13'58.854
19	23.947	24.222	27.428	21.050	1'36.647	196,0	10:15'35.501
20	24.042	24.059	27.374	21.157	1'36.632	198,2	10:17'12.133

Race Time 33'37.062

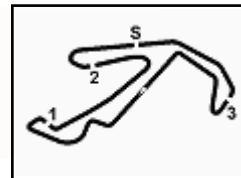
44 N. BOHRA (1'36.869)

Lap	Seg.1	Seg.2	Seg.3	Seg.4	Lap Time	km/h	Local Time
1		25.503	27.625	21.453	1'48.531	201,5	9:45'23.602

05/06/2022

P = Pits In/Out - C = Lap Time Cancelled





ACI Racing Weekend Misano, 4-5 Giugno 2022

Italian F4 Championship - Chronological Analysis Race 2

Misano Circuit Sic 58 4.226 m

Start at 9:43'35.071

5 / 7

2	24.797	24.306	27.620	21.436	1'38.159	201,5	9:47'01.761	19	23.933	23.907	27.070	21.170	1'36.080	202,2	10:14'08.364
3	25.067	24.197	27.402	21.339	1'38.005	200,4	9:48'39.766	20	24.055	24.015	27.354	21.449	1'36.873	203,4	10:15'45.237
4	24.284	24.010	27.491	21.499	1'37.284	197,1	9:50'17.050								Race Time 32'10.166

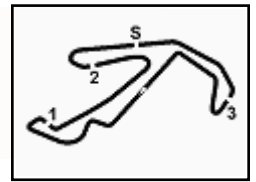
61 G. MASCHIO (1'37.964)															
Lap	Seg.1	Seg.2	Seg.3	Seg.4	Lap Time	km/h	Local Time								
1					1'56.776	200,0	9:45'31.847								
2	25.831	24.619	27.806	21.913	1'40.169	201,1	9:47'12.016								
3	25.109	24.515	27.815	21.579	1'39.018	197,4	9:48'51.034								
4	24.479	24.371	27.843	21.578	1'38.271	196,7	9:50'29.305								
5	24.323	24.589	27.920	21.565	1'38.397	196,0	9:52'07.702								
6	24.418	24.493	27.817	21.454	1'38.182	197,1	9:53'45.884								
7	24.565	24.337	27.845	21.803	1'38.550	198,9	9:55'24.434								
8	24.910	24.545	27.968	21.525	1'38.948	197,1	9:57'03.382								
9	24.512	24.386	27.797	21.948	1'38.643	196,0	9:58'42.025								
10	24.737	24.719	28.183	21.775	1'39.414	196,4	10:00'21.439								
11	24.496	24.547	28.161	21.779	1'38.983	195,3	10:02'00.422								
12	24.545	24.450	27.804	21.551	1'38.350	197,4	10:03'38.772								
13	24.589	24.397	27.940	21.646	1'38.572	196,4	10:05'17.344								
14	24.557	24.439	28.041	21.861	1'38.898	196,0	10:06'56.242								
15	24.615	24.676	28.051	21.731	1'39.073	197,1	10:08'35.315								
16	24.869	24.950	27.922	21.581	1'39.322	196,7	10:10'14.637								
17	24.503	24.303	27.907	21.851	1'38.564	195,7	10:11'53.201								
18	24.419	24.381	27.725	21.631	1'38.156	196,7	10:13'31.357								
19	24.397	24.408	28.043	21.751	1'38.599	196,4	10:15'09.956								
20	24.350	24.419	27.649	21.546	1'37.964	197,4	10:16'47.920								Race Time 33'12.849

48 E. SPERANDIO (1'38.102)															
Lap	Seg.1	Seg.2	Seg.3	Seg.4	Lap Time	km/h	Local Time								
1		25.241	29.468	22.323	1'53.259	193,2	9:45'28.330								
2	25.144	24.216	28.268	22.065	1'39.693	200,0	9:47'08.023								
3	24.928	25.030	27.964	21.747	1'39.669	197,4	9:48'47.692								
4	24.510	24.130	27.836	21.743	1'38.219	198,2	9:50'25.911								
5	24.704	24.180	27.738	21.645	1'38.267	195,7	9:52'04.178								
6	24.570	24.187	28.934	21.583	1'39.274	194,6	9:53'43.452								
7	24.803	24.311	27.907	21.829	1'38.850	194,2	9:55'22.302								
8	24.767	24.249	27.754	21.562	1'38.332	194,6	9:57'00.634								
9	24.471	24.296	27.787	21.616	1'38.170	196,7	9:58'38.804								
10	24.448	24.308	27.752	21.594	1'38.102	195,7	10:00'16.906								
11	24.563	24.375	28.224	21.710	1'38.872	194,2	10:01'55.778								
12	24.423	24.357	27.900	21.546	1'38.226	194,2	10:03'34.004								
13	24.575	24.329	27.750	21.615	1'38.269	196,4	10:05'12.273								
14	24.524	24.326	28.135	21.801	1'38.786	196,4	10:06'51.059								
15	24.585	24.294	28.061	21.745	1'38.685	194,2	10:08'29.744								
16	24.917	24.427	28.090	22.141	1'39.575	196,7	10:10'09.319								
17	24.714	24.655	28.110	21.621	1'39.100	195,3	10:11'48.419								
18	24.624	24.534	28.279	22.173	1'39.610	196,4	10:13'28.029								
19	24.785	24.461	28.026	21.896	1'39.168	194,6	10:15'07.197								
20	24.756	24.357	28.590	22.510	1'40.213	197,1	10:16'47.410								Race Time 33'12.339

62 M. QUONDAMCARLO (1'38.116)															
Lap	Seg.1	Seg.2	Seg.3	Seg.4	Lap Time	km/h	Local Time								
1					1'55.523	199,3	9:45'30.594								
2	25.018	24.540	28.502	21.819	1'39.879	197,8	9:47'10.473								
3	24.634	24.445	27.750	21.925	1'38.754	197,4	9:48'49.227								
4	24.647	24.377	27.852	21.615	1'38.491	197,4	9:50'27.718								
5	24.531	24.289	27.784	21.515	1'38.119	197,1	9:52'05.837								
6	24.505	24.468	27.897	21.633	1'38.503	197,1	9:53'44.340								
7	24.906	24.400	27.738	21.708	1'38.752	197,1	9:55'23.092								
8	24.992	24.515	27.807	21.378	1'38.692	196,7	9:57'01.784								
9	24.608	24.372	27.986	21.566	1'38.532	197,4	9:58'40.316								
10	24.509	24.445	27.750	21.492	1'38.196	196,4	10:00'18.512								
11	24.518	24.367	27.903	21.640	1'38.428	195,7	10:01'56.940								
12	24.619	24.529	27.876	21.584	1'38.608	197,8	10:03'35.548								
13	24.731	24.648	27.824	21.697	1'38.900	196,7	10:05'14.448								
14	24.475	24.218	27.780	21.643	1'38.116	197,1	10:06'52.564								
15	24.599	24.432	27.749	21.551	1'38.331	197,8	10:08'30.895								
16	24.715	24.648	27.857	21.866	1'39.086	200,0	10:10'09.981								
17	24.702	24.391	28.985	21.631	1'39.709	188,8	10:11'49.690								
18	24.641	24.251	27.726	21.948	1'38.566	199,3	10:13'28.256								
19	24.856	24.482	27.951	22.065	1'39.354	200,4	10:15'07.610								
20	24.634	24.478	28.126	22.437	1'39.675	197,4	10:16'47.285								Race Time 33'12.214

52 M. AMAND (1'35.807)															
Lap	Seg.1	Seg.2	Seg.3	Seg.4	Lap Time	km/h	Local Time								
1		25.074	27.711	21.314	1'45.131	202,2	9:45'20.202								
2	24.090	24.052	27.397	21.069	1'36.608	198,5	9:46'56.810								
3	23.943	23.952	27.317	20.995	1'36.207	200,4	9:48'33.017								
4	23.896	23.978	27.301	21.092	1'36.267	200,0	9:50'09.284								
5	23.815	23.892	27.242	20.944	1'35.893	198,2	9:51'45.177								
6	23.721	23.916	27.234	20.936	1'35.807	198,9	9:53'20.984								
7	23.808	23.937	27.162	21.075	1'35.982	200,7	9:54'56.966								
8	23.760	23.913	27.237	21.078	1'35.988	200,0	9:56'32.954								
9	23.761	23.916	27.288	21.000	1'35.965	202,6	9:58'08.919								
10	23.780	23.919	27.256	21.034	1'35.989	202,6	9:59'44.908								
11	23.713	23.893	27.222	21.034	1'35.862	202,2	10:01'20.770								
12	23.756	23.890	27.182	21.011	1'35.839	200,4	10:02'56.609								
13	23.802	23.894	27.169	21.004	1'35.869	201,1	10:04'32.478								
14	23.922	23.934	27.261	21.020	1'36.137	200,0	10:06'08.615								
15	23.898	23.907	27.164	20.895	1'35.864	200,4	10:07'44.479								
16	23.862	23.938	27.142	21.006	1'35.948	204,2	10:09'20.427								
17	23.880	23.926	27.192	20.984	1'35.982	201,9	10:10'56.409								
18	23.872	23.869	27.174	20.960	1'35.875	203,8	10:12'32.284								

71 M. FLACK (1'36.453)															
Lap	Seg.1	Seg.2	Seg.3	Seg.4	Lap Time	km/h	Local Time								
1					1'47.743	203,4	9:45'22.814								
2	25.107	24.239	27.442	21.610	1'38.398	200,4	9:47'01.212								
3	24.914	23.982	27.404	21.161	1'37.461	198,5	9:48'38.673								
4	24.187	24.472	27.481	21.289	1'37.429	196,4	9:50'16.102								
5	24.273	24.170	27.348	21.244											



ACI Racing Weekend Misano, 4-5 Giugno 2022

Italian F4 Championship - Chronological Analysis Race 2

Misano Circuit Sic 58.4.226 m

Start at 9:43'35.071

6 / 7

13	24.061	23.969	27.345	21.181	1'36.556	197,8	10:04'49.120	7	24.120	24.031	27.357	21.250	1'36.758	199,3	9:55'04.496
14	24.150	23.947	27.381	21.570	1'37.048	200,0	10:06'26.168	8	24.151	23.930	27.822	21.760	1'37.663	197,8	9:56'42.159
15	24.374	24.091	27.571	21.253	1'37.289	196,7	10:08'03.457	9	24.246	23.934	27.502	21.162	1'36.844	198,2	9:58'19.003
16	24.239	24.090	27.245	21.332	1'36.906	197,4	10:09'40.363	10	24.047	24.007	27.345	21.155	1'36.554	197,8	9:59'55.557
17	24.242	24.115	27.305	21.151	1'36.813	198,2	10:11'17.176	11	24.033	23.867	27.218	21.063	1'36.181	197,8	10:01'31.738
18	24.405	24.082	27.542	21.286	1'37.315	197,1	10:12'54.491	12	24.134	24.065	27.374	21.218	1'36.791	199,3	10:03'08.529
19	24.237	24.063	27.432	21.259	1'36.991	196,7	10:14'31.482	13	24.138	23.915	27.374	21.150	1'36.577	199,6	10:04'45.106
20	24.162	24.128	27.489	21.362	1'37.141	196,4	10:16'08.623	14	24.161	24.045	27.335	21.157	1'36.698	198,5	10:06'21.804
Race Time 32'33.552								15	24.292	24.265	27.591	21.199	1'37.347	197,4	10:07'59.151
Race Time 32'27.193								16	24.162	24.044	27.314	21.088	1'36.608	198,9	10:09'35.759
Race Time 32'27.193								17	24.138	24.025	27.300	21.242	1'36.705	197,8	10:11'12.464
Race Time 32'27.193								18	24.064	23.856	27.389	21.162	1'36.471	197,4	10:12'48.935
Race Time 32'27.193								19	24.051	24.002	27.355	21.216	1'36.624	197,8	10:14'25.559
Race Time 32'27.193								20	24.092	23.993	27.397	21.223	1'36.705	198,2	10:16'02.264

77 T. BARNARD (1'36.535)

Lap	Seg.1	Seg.2	Seg.3	Seg.4	Lap Time	km/h	Local Time
1		24.383	27.796	22.169	1'46.844	201,9	9:45'21.915
2	24.481	23.990	27.334	21.354	1'37.159	198,2	9:46'59.074
3	24.318	23.946	27.327	21.263	1'36.854	200,4	9:48'35.928
4	24.236	23.931	27.360	21.390	1'36.917	198,5	9:50'12.845
5	24.113	23.977	27.716	21.468	1'37.274	197,4	9:51'50.119
6	24.359	23.872	27.596	21.334	1'37.161	196,7	9:53'27.280
7	24.021	23.965	27.535	21.177	1'36.698	197,1	9:55'03.978
8	24.033	24.069	27.458	21.204	1'36.764	196,0	9:56'40.742
9	24.071	24.009	27.390	21.086	1'36.556	197,4	9:58'17.298
10	24.092	23.963	27.351	21.204	1'36.610	197,8	9:59'53.908
11	24.058	23.956	27.618	21.309	1'36.941	196,0	10:01'30.849
12	24.103	24.008	27.422	21.326	1'36.859	197,4	10:03'07.708
13	24.085	24.010	27.331	21.109	1'36.535	198,2	10:04'44.243
14	24.111	23.950	27.338	21.852	1'37.251	197,4	10:06'21.494
15	24.807	24.576	27.357	21.381	1'38.121	198,2	10:07'59.615
16	24.182	24.093	27.463	21.226	1'36.964	198,9	10:09'36.579
17	24.089	23.972	27.347	21.546	1'36.954	198,5	10:11'13.533
18	24.288	24.089	27.537	21.234	1'37.148	196,0	10:12'50.681
19	24.233	24.090	27.442	21.160	1'36.925	195,7	10:14'27.606
20	24.026	24.108	27.356	21.381	1'36.871	197,4	10:16'04.477
Race Time 32'29.406							

88 R. CAMARA (1'35.688)

Lap	Seg.1	Seg.2	Seg.3	Seg.4	Lap Time	km/h	Local Time
1		24.234	27.382	21.111	1'43.361	200,0	9:45'18.432
2	24.185	23.929	27.365	21.019	1'36.498	198,5	9:46'54.930
3	24.008	23.906	27.200	20.961	1'36.075	199,6	9:48'31.005
4	24.036	23.838	27.349	20.910	1'36.133	199,3	9:50'07.138
5	23.863	23.816	27.124	20.885	1'35.688	200,0	9:51'42.826
6	23.998	23.874	27.272	21.014	1'36.158	199,3	9:53'18.984
7	23.977	23.827	27.276	20.944	1'36.024	199,3	9:54'55.008
8	23.831	23.814	27.329	20.934	1'35.908	199,6	9:56'30.916
9	23.854	23.875	27.207	20.901	1'35.837	200,7	9:58'06.753
10	23.955	23.960	27.183	21.009	1'36.107	200,0	9:59'42.860
11	23.899	23.834	27.320	21.003	1'36.056	199,3	10:01'18.916
12	23.963	23.840	27.275	21.034	1'36.112	200,4	10:02'55.028
13	23.933	23.900	27.282	21.103	1'36.218	199,3	10:04'31.246
14	23.950	23.835	27.204	21.162	1'36.151	200,7	10:06'07.397
15	23.931	23.853	27.447	20.922	1'36.153	199,3	10:07'43.550
16	24.010	23.941	27.151	20.948	1'36.050	202,2	10:09'19.600
17	24.018	23.807	27.208	20.979	1'36.012	201,9	10:10'55.612
18	23.947	23.785	27.312	21.054	1'36.098	200,7	10:12'31.710
19	23.930	23.773	27.163	20.997	1'35.863	197,1	10:14'07.573
20	23.907	23.807	27.139	21.263	1'36.116	202,2	10:15'43.689
Race Time 32'08.618							

78 V. BLOKINA (1'36.854)

Lap	Seg.1	Seg.2	Seg.3	Seg.4	Lap Time	km/h	Local Time
1		24.869	29.218	22.006	1'53.303	199,3	9:45'28.374
2	26.116	24.307	27.466	21.985	1'39.874	200,0	9:47'08.248
3	24.990	24.623	27.787	21.399	1'38.799	200,4	9:48'47.047
4	24.342	24.362	27.737	21.839	1'38.280	196,7	9:50'25.327
5	24.139	23.999	27.507	21.247	1'36.892	197,1	9:52'02.219
6	24.163	24.106	27.409	21.197	1'36.875	198,5	9:53'39.094
7	24.196	24.249	27.397	21.886	1'37.728	198,5	9:55'16.822
8	24.134	24.144	27.479	21.190	1'36.947	196,7	9:56'53.769
9	24.097	24.113	27.502	21.273	1'36.985	197,4	9:58'30.754
10	24.075	24.139	27.464	21.263	1'36.941	196,4	10:00'07.695
11	24.171	24.179	27.378	21.298	1'37.026	197,4	10:01'44.721
12	24.096	24.131	27.290	21.337	1'36.854	198,2	10:03'21.575
13	24.154	24.216	27.389	21.309	1'37.068	198,5	10:04'58.643
14	24.228	24.265	27.500	21.446	1'37.439	198,5	10:06'36.082
15	24.757	24.391	28.085	21.773	1'39.006	202,2	10:08'15.088
16	24.373	24.505	27.332	21.539	1'37.749	198,9	10:09'52.837
17	24.162	24.058	27.322	21.551	1'37.093	199,6	10:11'29.930
18	24.476	24.342	27.387	21.539	1'37.744	200,4	10:13'07.674
19	24.562	24.285	27.335	21.377	1'37.559	200,0	10:14'45.233
20	24.359	24.351	27.451	21.471	1'37.632	199,3	10:16'22.865
Race Time 32'47.794 + 10.000Pen							

89 I. DOMINGUES (1'36.201)

Lap	Seg.1	Seg.2	Seg.3	Seg.4	Lap Time	km/h	Local Time
1		24.754	27.796	22.224	1'47.039	204,5	9:45'22.110
2	24.941	23.928	27.338	21.527	1'37.734	200,4	9:46'59.844
3	24.108	24.033	27.262	21.388	1'36.791	200,7	9:48'36.635
4	24.069	23.915	27.312	21.184	1'36.480	200,0	9:50'13.115
5	24.086	23.991	27.479	21.247	1'36.803	200,0	9:51'49.918
6	23.995	24.021	27.209	21.045	1'36.270	198,9	9:53'26.188
7	23.902	23.975	27.286	21.193	1'36.356	198,9	9:55'02.544
8	24.010	24.092	27.328	21.113	1'36.543	198,2	9:56'39.087
9	24.151	23.943	27.146	21.444	1'36.684	199,6	9:58'15.771
10	23.959	23.983	27.239	21.082	1'36.263	197,1	9:59'52.034
11	23.972	23.992	27.348	21.104	1'36.416	197,1	10:01'28.450
12	23.997	24.017	27.376	21.074	1'36.464	197,4	10:03'04.914
13	24.015	24.111	27.301	21.182	1'36.609	197,1	10:04'41.523
14	23.904	24.049	27.326	21.082	1'36.361	196,4	10:06'17.884
15	23.950	23.985	27.414	21.091	1'36.440	197,1	10:07'54.324
16	23.837	24.098	27.232	21.263	1'36.430	198,5	10:09'30.754
17	23.994	24.008	27.306	20.965	1'36.273	197,8	10:11'07.027
18	23.887	23.994	27.383	21.013	1'36.277	196,7	10:12'43.304
19	24.029	23.906	27.167	21.099	1'36.201	197,4	10:14'19.505
20	23.882	24.046	27.347	21.184	1'36.459	198,2	10:15'55.964
Race Time 32'20.893							

83 M. WEUG (1'36.181)

Lap	Seg.1	Seg.2	Seg.3	Seg.4	Lap Time	km/h	Local Time
1		24.794	28.150	22.255	1'46.793	196,4	9:45'21.864
2	24.878	23.970	27.415	21.306	1'37.569	198,9	9:46'59.433
3	24.272	24.019	27.353	22.001	1'37.645	199,6	9:48'37.078
4	24.182	23.870	27.209	21.209	1'36.470	200,0	9:50'13.548
5	24.224	23.927	27.481	21.339	1'36.971	199,3	9:51'50.519
6	24.259	23.967	27.394	21.599	1'37.219	200,7	9:53'27.738

96 J. CASTRO (1'37.179)

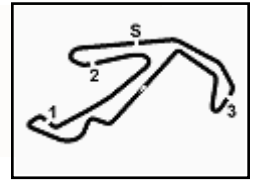
Lap	Seg.1	Seg.2	Seg.3	Seg.4	Lap Time	km/h	Local Time
-----	-------	-------	-------	-------	----------	------	------------

05/06/2022

P = Pits In/Out - C = Lap Time Cancelled



6.5



ACI Racing Weekend Misano, 4-5 Giugno 2022 Italian F4 Championship - Chronological Analysis Race 2

Misano Circuit Sic 58 4.226 m

Start at 9:43'35.071

7 / 7

1		24.804	28.089	23.899	1'56.295	200,0	9:45'31.366
2	24.695	24.328	27.738	21.462	1'38.223	197,8	9:47'09.589
3	24.355	24.494	28.129	21.786	1'38.764	198,5	9:48'48.353
4	24.226	24.115	27.775	21.728	1'37.844	198,5	9:50'26.197
5	24.649	24.302	27.720	21.720	1'38.391	197,1	9:52'04.588
6	24.478	24.205	27.732	21.389	1'37.804	195,3	9:53'42.392
7	35.736	25.033	27.698	21.334	1'49.801	194,9	9:55'32.193
8	24.251	25.081	27.666	21.291	1'38.289	194,9	9:57'10.482
9	24.130	24.153	27.636	21.260	1'37.179	195,7	9:58'47.661
10	24.068	24.287	27.584	21.315	1'37.254	194,9	10:00'24.915
11	24.071	24.273	27.510	21.424	1'37.278	197,4	10:02'02.193
12	24.298	27.320	27.840	21.721	1'41.179	196,7	10:03'43.372
13	24.347	24.271	27.613	21.268	1'37.499	195,7	10:05'20.871
14	24.233	24.197	27.644	21.399	1'37.473	196,0	10:06'58.344
15	24.409	24.457	27.615	21.456	1'37.937	196,7	10:08'36.281
16	24.463	24.835	28.029	21.385	1'38.712	196,0	10:10'14.993
17	24.501	24.355	27.734	22.087	1'38.677	197,8	10:11'53.670
18	24.660	24.445	27.527	21.522	1'38.154	196,7	10:13'31.824
19	24.369	24.362	27.771	22.059	1'38.561	197,8	10:15'10.385
20	24.595	24.344	27.406	21.879	1'38.224	199,3	10:16'48.609

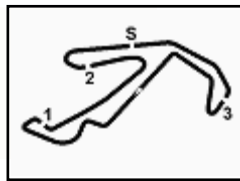
Race Time 33'13.538

05/06/2022

P = Pits In/Out - C = Lap Time Cancelled

Powered by FICr PERUGIA TIMING

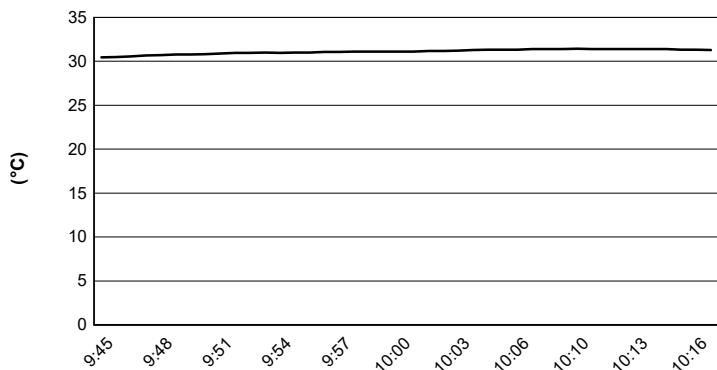




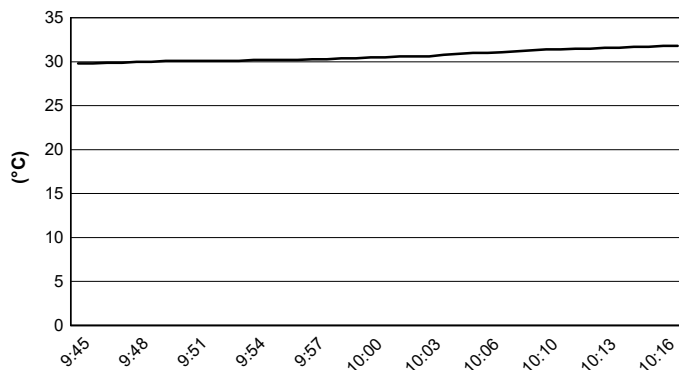
ACI Racing Weekend Misano, 4-5 Giugno 2022
Italian F4 Championship - Weather Report Race 2
 Session started 09:45 - Session ended 10:18

Misano Circuit Sic 58 4.226 m

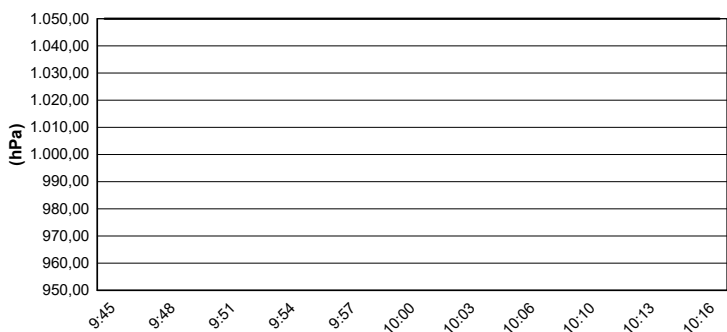
Air Temperature



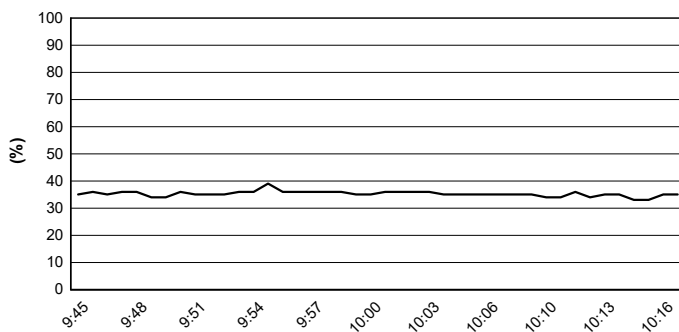
Track Temperature



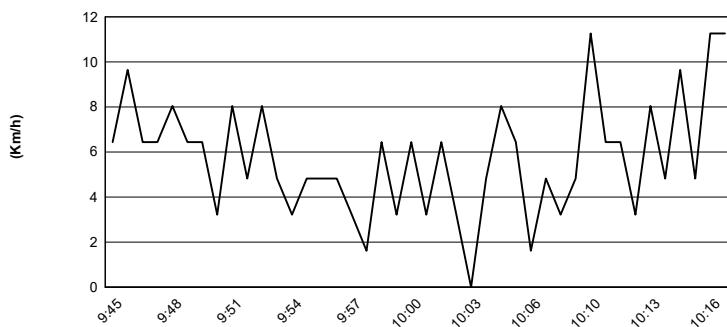
Air Pressure



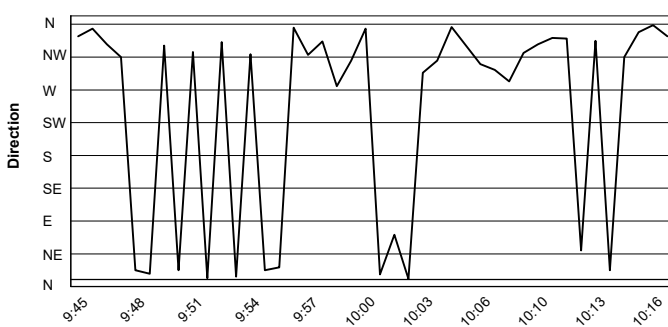
Humidity



Wind Speed

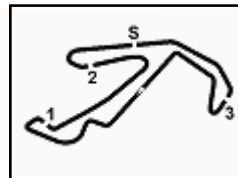


Wind Direction



05/06/2022




ACI Racing Weekend Misano, 4-5 Giugno 2022
Italian F4 Championship - Starting Grid Race 2 (Duration: 30' +1 Lap)

Misano Circuit Sic 58 4.226 m

23	PARTYSHEV O. Jenzer Motorsport	Tatuus 1'39.616	36	AKHMED I. AKM Motorsport	Tatuus 1'38.889	18
61	MASCHIO G. AS Motorsport	Tatuus 1'38.862	22	DUNNE A. US Racing	Tatuus 1'38.726	17
29	RISHAB A. BWR Motorsport	Tatuus 1'38.092	62	QUONDAMCARLO M. AS Motorsport	Tatuus 1'38.047	16
78	BLOKINA V. PHM Racing	Tatuus 1'37.500	14	LUND F. R-ACE GP	Tatuus 1'37.284	15
21	FRASSINETI A. Cars Racing	Tatuus 1'37.241	18	HWARANG K. BVM Racing	Tatuus 1'37.225	14
19	KARLSSON W. BVM Racing	Tatuus 1'37.158	48	SPERANDIO E. Maffi Racing	Tatuus 1'37.049	13
27	ISCHER E. Jenzer Motorsport	Tatuus 1'37.003	35	CLEROT P. AKM Motorsport	Tatuus 1'36.857	12
9	SPINA A. BWR Motorsport	Tatuus 1'36.649	28	KLUSS V. Jenzer Motorsport	Tatuus 1'36.611	11
11	PERINO P. US Racing	Tatuus 1'36.597	96	CASTRO J. Van Amersfoort Racing	Tatuus 1'36.487	10
2	DEUKMEDJAN A. Van Amersfoort Racing	Tatuus 1'36.429	41	RIED J. PHM Racing	Tatuus 1'36.371	9
44	BOHRA N. US Racing	Tatuus 1'36.367	17	FITTIPALDI E. Van Amersfoort Racing	Tatuus 1'36.177	8
37	SZTUKA K. US Racing	Tatuus 1'36.168	71	FLACK M. R-ACE GP	Tatuus 1'36.137	7
77	BARNARD T. PHM Racing	Tatuus 1'36.071	33	BADOER B. Van Amersfoort Racing	Tatuus 1'36.039	6
15	BEDRIN N. PHM Racing	Tatuus 1'36.008	34	STENSHORNE M. Van Amersfoort Racing	Tatuus 1'35.919	5
89	DOMINGUES I. Iron Lynx	Tatuus 1'35.743	83	WEUG M. Iron Dames	Tatuus 1'35.734	4
52	AMAND M. US Racing	Tatuus 1'35.628	20	LAURSEN C. Prema Racing	Tatuus 1'35.481	3
88	CAMARA R. Prema Racing	Tatuus 1'35.428	13	WHARTON J. Prema Racing	Tatuus 1'35.329	2
7	WURZ C. Prema Racing	Tatuus 1'35.309	12	ANTONELLI K. Prema Racing	Tatuus 1'34.909	1

