

ACI Racing Weekend Misano, 4-5 Giugno 2022

Italian F4 Championship - Result Race 3

Misano Circuit Sic 58 4.226 m

Laps 17 = 71,842 km - Avg 143,855 km/h - Race Time 29'57.863

No.	Driver	Nat	Entrant	Team	Car	Class	Laps	Time	Gap	Rel.	Fastest Lap
1	88 CAMARA Rafael	BRA	Prema Racing	Prema Racing	Tatuus F.4 T421	R	17	29'57.863		8	1'35.915
2	12 ANTONELLI Kimi Andrea	ITA	Prema Racing	Prema Racing	Tatuus F.4 T421	R	17	30'00.195	2.332	2.332	9 1'35.752
3	52 AMAND Marcus	FRA	US Racing	US Racing	Tatuus F.4 T421		17	30'00.639	2.776	0.444	5 1'36.356
4	37 SZTUKA Kacper	POL	US Racing	US Racing	Tatuus F.4 T421		17	30'00.978	3.115	0.339	9 1'36.518
5	20 LAURSEN Conrad	DEN	Prema Racing	Prema Racing	Tatuus F.4 T421		17	30'01.849	3.986	0.871	9 1'36.503
6	34 STENSHORNE Martinus	NOR	Van Amersfoort Racing	Van Amersfoort Racing	Tatuus F.4 T421	R	17	30'02.083	4.220	0.234	9 1'36.377
7	22 DUNNE Alexander	IRL	US Racing	US Racing	Tatuus F.4 T421		17	30'02.109	4.246	0.026	11 1'35.999
8	83 WEUG Maya	NLD	Iron Dames	Iron Dames	Tatuus F.4 T421		17	30'02.390	4.527	0.281	6 1'36.385
9	77 BARNARD Taylor	GBR	PHM Racing	PHM Racing	Tatuus F.4 T421		17	30'02.497	4.634	0.107	9 1'36.514
10	2 DEUKMEDJAN Arias	USA	Van Amersfoort Racing	Van Amersfoort Racing	Tatuus F.4 T421	R	17	30'02.511	4.648	0.014	12 1'36.866
11	89 DOMINGUES Ivan Franco	POR	Iron Lynx	Iron Lynx	Tatuus F.4 T421	R	17	30'02.795	4.932	0.284	5 1'36.683
12	17 FITTIPALDI Emerson Jr.	BRA	Van Amersfoort Racing	Van Amersfoort Racing	Tatuus F.4 T421	R	17	30'03.466	5.603	0.671	12 1'36.978
13	9 SPINA Alfio Andrea	ITA	BWR Motorsport	BWR Motorsport	Tatuus F.4 T421	R	17	30'03.753	5.890	0.287	13 1'37.591
14	33 BADOER Brando	ITA	Van Amersfoort Racing	Van Amersfoort Racing	Tatuus F.4 T421	R	17	30'04.102	6.239	0.349	10 1'36.925
15	27 ISCHER Ethan	CHE	Jenzer Motorsport	Jenzer Motorsport	Tatuus F.4 T421	R	17	30'04.646	6.783	0.544	8 1'37.650
16	19 KARLSSON William	SWE	BVM Racing	BVM Racing	Tatuus F.4 T421	R	17	30'05.049	7.186	0.403	6 1'37.036
17	35 CLEROT Pedro	BRA	AKM Motorsport	AKM Motorsport	Tatuus F.4 T421	R	17	30'05.656	7.793	0.607	7 1'37.847
18	21 FRASSINETI Andrea	ITA	Frassinetti Albano	Cars Racing	Tatuus F.4 T421	R	17	30'07.282	9.419	1.626	7 1'37.418
19	11 PERINO Pedro	MOZ	US Racing	US Racing	Tatuus F.4 T421		17	30'07.661	9.798	0.379	9 1'37.804
20	29 RISHAB Anandraj Jain	SGP	BWR Motorsport	BWR Motorsport	Tatuus F.4 T421	R	17	30'07.921	10.058	0.260	11 1'37.928
21P	44 BOHRA Nikhil	USA	US Racing	US Racing	Tatuus F.4 T421	R	17	30'08.286	10.423	0.365	11 1'37.058
22	62 QUONDAMCARLO Manuel	ITA	AS Motorsport	AS Motorsport	Tatuus F.4 T421	R	17	30'08.750	10.887	0.464	9 1'38.190
23	28 KLUSS Valentin	DEU	Jenzer Motorsport	Jenzer Motorsport	Tatuus F.4 T421	R	17	30'09.723	11.860	0.973	10 1'37.083
24P	71 FLACK Marcos	AUS	R-ACE GP	R-ACE GP	Tatuus F.4 T421		17	30'09.884	12.021	0.161	6 1'37.835
25	36 AKHMED Ismail	UZB	AKM Motorsport	AKM Motorsport	Tatuus F.4 T421	R	17	30'10.551	12.688	0.667	4 1'38.775
26	61 MASCHIO Giovanni	ITA	AS Motorsport	AS Motorsport	Tatuus F.4 T421	R	17	30'10.899	13.036	0.348	7 1'39.014
27	7 WURZ Charlie	AUT	Prema Racing	Prema Racing	Tatuus F.4 T421	R	16	28'19.246	1 Lap	1 Lap	11 1'36.318
28	15 BEDRIN Nikita		PHM Racing	PHM Racing	Tatuus F.4 T421		16	28'19.816	1 Lap	0.570	10 1'35.828
29	13 WHARTON James Anthony	AUS	Prema Racing	Prema Racing	Tatuus F.4 T421	R	16	28'19.974	1 Lap	0.158	13 1'36.191
30	78 BLOKINA Viktoria		PHM Racing	PHM Racing	Tatuus F.4 T421	R	16	30'06.981	1 Lap	1'47.007	7 1'37.528
31	14 LUND Frederik	DEN	R-ACE GP	R-ACE GP	Tatuus F.4 T421	R	16	30'11.369	1 Lap	4.388	5 1'37.445
32	48 SPERANDIO Elia	CHE	Maffi Racing	Maffi Racing	Tatuus F.4 T421	R	16	30'11.525	1 Lap	0.156	5 1'37.444
33	18 HWARANG Kim	KOR	BVM Racing	BVM Racing	Tatuus F.4 T421	R	12	19'58.318	5 Laps	4 Laps	6 1'37.975
34	96 CASTRO Jules	BEL	Van Amersfoort Racing	Van Amersfoort Racing	Tatuus F.4 T421	R	12	19'58.592	5 Laps	0.274	5 1'37.622
----- Not Classified -----											
RET	41 RIED Jonas	DEU	PHM Racing	PHM Racing	Tatuus F.4 T421		4	8'48.867	13 Laps		2 1'41.869

Starting: 35 Classified: 34 Not Classified: 0 Retired: 1 Not Started: 0

Fastest Lap N. 9 No. 12 Kimi Andrea Antonelli Time 1'35.752 Avg. 158,885 Km/h

Humidity:	39%	AIR	32°C
Condition:	DRY	Track	37°C

Penalty and Infringement

 20.00 **44 N. BOHRA**
 20.00 **71 M. FLACK**

 Time Penalty 5 sec - Stewards decision n.29
 Time Penalty 5 sec - Stewards decision n.30

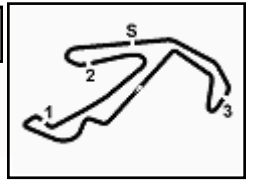
Clerk of the Course : Fabrizio Fondacci

Race Director : Alessandro Ferrari

05/06/2022 Start 17:44 End 18:18

Powered by FICr PERUGIA TIMING





ACI Racing Weekend Misano, 4-5 Giugno 2022

Italian F4 Championship - Result by Class Race 3

Misano Circuit Sic 58 4.226 m

Rookie

Laps 17 = 71,842 km - Avg 143,855 km/h - Race Time 29'57.863

No.	Driver	Nat	Entrant	Team	Car	Laps	Time	Gap	Rel.	Fastest Lap
1	88 CAMARA Rafael	BRA	Prema Racing	Prema Racing	Tatuus F.4 T421	17	29'57.863			8 1'35.915
2	12 ANTONELLI Kimi Andrea	ITA	Prema Racing	Prema Racing	Tatuus F.4 T421	17	30'00.195	2.332	2.332	9 1'35.752
3	34 STENSHORNE Martinus	NOR	Van Amersfoort Racing	Van Amersfoort Racing	Tatuus F.4 T421	17	30'02.083	4.220	1.888	9 1'36.377
4	2 DEUKMEDJAN Arias	USA	Van Amersfoort Racing	Van Amersfoort Racing	Tatuus F.4 T421	17	30'02.511	4.648	0.428	12 1'36.866
5	89 DOMINGUES Ivan Franco	POR	Iron Lynx	Iron Lynx	Tatuus F.4 T421	17	30'02.795	4.932	0.284	5 1'36.683
6	17 FITTIPALDI Emerson Jr.	BRA	Van Amersfoort Racing	Van Amersfoort Racing	Tatuus F.4 T421	17	30'03.466	5.603	0.671	12 1'36.978
7	9 SPINA Alfio Andrea	ITA	BWR Motorsport	BWR Motorsport	Tatuus F.4 T421	17	30'03.753	5.890	0.287	13 1'37.591
8	33 BADOER Brando	ITA	Van Amersfoort Racing	Van Amersfoort Racing	Tatuus F.4 T421	17	30'04.102	6.239	0.349	10 1'36.925
9	27 ISCHER Ethan	CHE	Jenzer Motorsport	Jenzer Motorsport	Tatuus F.4 T421	17	30'04.646	6.783	0.544	8 1'37.650
10	19 KARLSSON William	SWE	BVM Racing	BVM Racing	Tatuus F.4 T421	17	30'05.049	7.186	0.403	6 1'37.036
11	35 CLEROT Pedro	BRA	AKM Motorsport	AKM Motorsport	Tatuus F.4 T421	17	30'05.656	7.793	0.607	7 1'37.847
12	21 FRASSINETI Andrea	ITA	Frassinetti Albano	Cars Racing	Tatuus F.4 T421	17	30'07.282	9.419	1.626	7 1'37.418
13	29 RISHAB Anandraj Jain	SGP	BWR Motorsport	BWR Motorsport	Tatuus F.4 T421	17	30'07.921	10.058	0.639	11 1'37.928
14P	44 BOHRA Nikhil	USA	US Racing	US Racing	Tatuus F.4 T421	17	30'08.286	10.423	0.365	11 1'37.058
15	62 QUONDAMCARLO Manuel	ITA	AS Motorsport	AS Motorsport	Tatuus F.4 T421	17	30'08.750	10.887	0.464	9 1'38.190
16	28 KLUSS Valentin	DEU	Jenzer Motorsport	Jenzer Motorsport	Tatuus F.4 T421	17	30'09.723	11.860	0.973	10 1'37.083
17	36 AKHMED Ismail	UZB	AKM Motorsport	AKM Motorsport	Tatuus F.4 T421	17	30'10.551	12.688	0.828	4 1'38.775
18	61 MASCHIO Giovanni	ITA	AS Motorsport	AS Motorsport	Tatuus F.4 T421	17	30'10.899	13.036	0.348	7 1'39.014
19	7 WURZ Charlie	AUT	Prema Racing	Prema Racing	Tatuus F.4 T421	16	28'19.246	1 Lap	1 Lap	11 1'36.318
20	13 WHARTON James Anthony	AUS	Prema Racing	Prema Racing	Tatuus F.4 T421	16	28'19.974	1 Lap	0.728	13 1'36.191
21	78 BLOKINA Viktoria		PHM Racing	PHM Racing	Tatuus F.4 T421	16	30'06.981	1 Lap	1'47.007	7 1'37.528
22	14 LUND Frederik	DEN	R-ACE GP	R-ACE GP	Tatuus F.4 T421	16	30'11.369	1 Lap	4.388	5 1'37.445
23	48 SPERANDIO Elia	CHE	Maffi Racing	Maffi Racing	Tatuus F.4 T421	16	30'11.525	1 Lap	0.156	5 1'37.444
24	18 HWARANG Kim	KOR	BVM Racing	BVM Racing	Tatuus F.4 T421	12	19'58.318	5 Laps	4 Laps	6 1'37.975
25	96 CASTRO Jules	BEL	Van Amersfoort Racing	Van Amersfoort Racing	Tatuus F.4 T421	12	19'58.592	5 Laps	0.274	5 1'37.622

Starting: 25 Classified: 25 Not Classified: 0 Retired: 0 Not Started: 0
 Fastest Lap N. 9 No. 12 Kimi Andrea Antonelli Time 1'35.752 Avg. 158,885 Km/h

Humidity:	39%	AIR	32°C
Condition:	DRY	Track	37°C

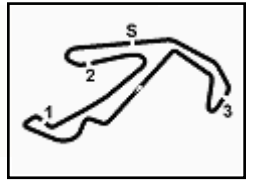
Clerk of the Course : Fabrizio Fondacci

Race Director : Alessandro Ferrari

05/06/2022 Start 17:44 End 18:18

Powered by FICr PERUGIA TIMING





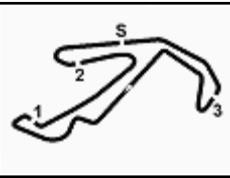
Misano Circuit Sic 58 4.226 m

ACI Racing Weekend Misano, 4-5 Giugno 2022
Italian F4 Championship - Lap Chart Race 3

		Lap																
	1	2	3	4	5	6	7	8	9	10	11	12	13	14	15	16	17	
1	12	12	12	12	12	12	12	12	12	12	12	12	12	12	12	12	88	
2	88	88	88	88	88	88	88	88	88	88	88	88	88	88	88	88	12	
3	7	7	7	7	7	7	7	7	7	7	7	7	7	7	7	7	52	
4	13	13	22	22	22	22	22	22	22	22	22	22	22	22	22	22	37	
5	22	22	13	13	13	13	13	13	13	13	13	15	15	15	15	15	20	
6	52	52	83	83	83	83	83	15	15	15	15	13	13	13	13	13	34	
7	83	83	15	15	15	15	15	83	83	83	83	83	83	83	83	83	22	
8	20	34	34	34	34	34	34	34	34	34	34	34	34	34	34	34	83	
9	34	15	20	20	20	20	20	20	20	20	20	20	20	20	20	20	77	
10	15	20	37	37	37	37	37	37	37	37	37	52	52	52	52	52	2	
11	37	37	77	77	77	77	77	77	77	77	52	52	37	37	37	37	89	
12	44	77	44	52	52	52	52	52	52	77	77	77	77	77	77	77	44	
13	77	44	52	44	44	44	44	44	44	44	44	44	44	44	44	44	17	
14	17	17	17	17	2	2	2	2	2	2	2	2	2	2	2	2	9	
15	71	2	2	2	2	17	33	33	33	33	33	33	89	89	89	89	33	
16	2	33	33	33	33	33	89	89	89	89	89	89	33	33	33	33	27	
17	33	35	89	89	89	89	17	17	17	17	17	17	17	17	17	17	71	
18	89	89	35	35	35	35	35	35	9	9	9	9	9	9	9	9	19	
19	35	9	9	9	9	9	9	9	35	35	35	35	35	35	35	35	35	
20	41	71	71	71	71	71	27	27	27	27	27	27	27	27	27	27	21	
21	9	27	11	27	27	27	71	71	71	71	71	71	71	71	71	71	11	
22	11	41	27	18	18	18	18	18	11	11	11	11	19	19	19	19	29	
23	96	96	18	11	11	11	11	11	18	19	19	19	11	11	11	11	62	
24	27	11	21	96	96	96	96	96	19	18	18	18	21	21	21	21	28	
25	14	18	96	21	19	19	19	19	96	96	96	96	29	29	29	29	36	
26	28	21	29	19	21	21	21	21	21	21	21	21	62	62	62	62	61	
27	21	28	19	29	29	29	29	29	29	29	29	29	36	36	36	36	36	
28	18	29	62	62	62	62	62	62	62	62	62	62	61	61	61	61	61	
29	29	62	36	36	36	36	36	36	36	36	36	36	28	28	28	28	28	
30	62	19	61	61	61	61	61	61	61	61	61	61	48	48	14	78	78	
31	61	61	41	28	28	28	28	28	28	28	28	28	14	14	78	14	14	
32	36	36	28	48	48	48	48	48	48	48	48	48	78	78	48	48	48	
33	19	14	48	14	14	14	14	14	14	14	14	14	14	14	14	14	14	
34	48	48	14	78	78	78	78	78	78	78	78	78	78	78	78	78	78	
35	78	78	78	41														

Final Result			
1	88	CAMARA R.	Laps 17
2	12	ANTONELLI K.	2.332
3	52	AMAND M.	2.776
4	37	SZTUKA K.	3.115
5	20	LAURSEN C.	3.986
6	34	STENSHORNE M.	4.220
7	22	DUNNE A.	4.246
8	83	WEUG M.	4.527
9	77	BARNARD T.	4.634
10	2	DEUKMEDJAN A.	4.648
11	89	DOMINGUES I.	4.932
12	17	FITTIPALDI E.	5.603
13	9	SPINA A.	5.890
14	33	BADOER B.	6.239
15	27	ISCHER E.	6.783
16	19	KARLSSON W.	7.186
17	35	CLEROT P.	7.793
18	21	FRASSINETI A.	9.419
19	11	PERINO P.	9.798
20	29	RISHAB A.	10.058
21	44	BOHRA N. (P)	10.423
22	62	QUONDAMCARLO M	10.887
23	28	KLUSS V.	11.860
24	71	FLACK M. (P)	12.021
25	36	AKHMED I.	12.688
26	61	MASCHIO G.	13.036
27	7	WURZ C.	1 Lap
28	15	BEDRIN N.	1 Lap
29	13	WHARTON J.	1 Lap
30	78	BLOKINA V.	1 Lap
31	14	LUND F.	1 Lap
32	48	SPERANDIO E.	1 Lap
33	18	HWARANG K.	5 Laps
34	96	CASTRO J.	5 Laps
RET	41	RIED J.	13 Laps





ACI Racing Weekend Misano, 4-5 Giugno 2022

Italian F4 Championship - Best Sectors & Speed Race 3

Misano Circuit Sic 58 4.226 m

RESULTS

1	88 CAMARA Rafael	Tatuus F.4 T421	Laps 17
2	12 ANTONELLI Kimi Andrea	Tatuus F.4 T421	2.332
3	52 AMAND Marcus	Tatuus F.4 T421	2.776
4	37 SZTUKA Kacper	Tatuus F.4 T421	3.115
5	20 LAURSEN Conrad	Tatuus F.4 T421	3.986
6	34 STENSHORNE Martinus	Tatuus F.4 T421	4.220
7	22 DUNNE Alexander	Tatuus F.4 T421	4.246
8	83 WEUG Maya	Tatuus F.4 T421	4.527
9	77 BARNARD Taylor	Tatuus F.4 T421	4.634
10	2 DEUKMEDJAN Arias	Tatuus F.4 T421	4.648
11	89 DOMINGUES Ivan Franco	Tatuus F.4 T421	4.932
12	17 FITTIPALDI Emerson Jr.	Tatuus F.4 T421	5.603
13	9 SPINA Alfio Andrea	Tatuus F.4 T421	5.890
14	33 BADOER Brando	Tatuus F.4 T421	6.239
15	27 ISCHER Ethan	Tatuus F.4 T421	6.783
16	19 KARLSSON William	Tatuus F.4 T421	7.186
17	35 CLEROT Pedro	Tatuus F.4 T421	7.793
18	21 FRASSINETI Andrea	Tatuus F.4 T421	9.419
19	11 PERINO Pedro	Tatuus F.4 T421	9.798
20	29 RISHAB Anandraj Jain	Tatuus F.4 T421	10.058
21	44 BOHRA Nikhil	Tatuus F.4 T421	10.423
22	62 QUONDAMCARLO Manuel	Tatuus F.4 T421	10.887
23	28 KLUSS Valentin	Tatuus F.4 T421	11.860
24	71 FLACK Marcos	Tatuus F.4 T421	12.021
25	36 AKHMED Ismail	Tatuus F.4 T421	12.688
26	61 MASCHIO Giovanni	Tatuus F.4 T421	13.036
27	7 WURZ Charlie	Tatuus F.4 T421	1 Lap
28	15 BEDRIN Nikita	Tatuus F.4 T421	1 Lap
29	13 WHARTON James Anthony	Tatuus F.4 T421	1 Lap
30	78 BLOKINA Viktoria	Tatuus F.4 T421	1 Lap
31	14 LUND Frederik	Tatuus F.4 T421	1 Lap
32	48 SPERANDIO Elia	Tatuus F.4 T421	1 Lap
33	18 HWARANG Kim	Tatuus F.4 T421	5 Laps
34	96 CASTRO Jules	Tatuus F.4 T421	5 Laps
RET	41 RIED Jonas	Tatuus F.4 T421	13 Laps

SPEED

1	18 HWARANG Kim	Tatuus F.4 T421	204,5
2	37 SZTUKA Kacper	Tatuus F.4 T421	204,2
3	52 AMAND Marcus	Tatuus F.4 T421	203,8
4	17 FITTIPALDI Emerson Jr.	Tatuus F.4 T421	202,6
5	21 FRASSINETI Andrea	Tatuus F.4 T421	202,2
6	22 DUNNE Alexander	Tatuus F.4 T421	202,2
7	44 BOHRA Nikhil	Tatuus F.4 T421	202,2
8	20 LAURSEN Conrad	Tatuus F.4 T421	201,9
9	27 ISCHER Ethan	Tatuus F.4 T421	201,5
10	88 CAMARA Rafael	Tatuus F.4 T421	201,1
11	11 PERINO Pedro	Tatuus F.4 T421	201,1
12	13 WHARTON James Anthony	Tatuus F.4 T421	200,4
13	19 KARLSSON William	Tatuus F.4 T421	200,4
14	34 STENSHORNE Martinus	Tatuus F.4 T421	200,4
15	77 BARNARD Taylor	Tatuus F.4 T421	200,4
16	61 MASCHIO Giovanni	Tatuus F.4 T421	200,0
17	33 BADOER Brando	Tatuus F.4 T421	200,0
18	41 RIED Jonas	Tatuus F.4 T421	200,0
19	35 CLEROT Pedro	Tatuus F.4 T421	199,6
20	71 FLACK Marcos	Tatuus F.4 T421	199,6
21	83 WEUG Maya	Tatuus F.4 T421	199,6
22	2 DEUKMEDJAN Arias	Tatuus F.4 T421	199,6
23	14 LUND Frederik	Tatuus F.4 T421	199,3
24	96 CASTRO Jules	Tatuus F.4 T421	199,3
25	89 DOMINGUES Ivan Franco	Tatuus F.4 T421	199,3
26	62 QUONDAMCARLO Manuel	Tatuus F.4 T421	199,3
27	15 BEDRIN Nikita	Tatuus F.4 T421	199,3
28	12 ANTONELLI Kimi Andrea	Tatuus F.4 T421	199,3
29	9 SPINA Alfio Andrea	Tatuus F.4 T421	199,3
30	7 WURZ Charlie	Tatuus F.4 T421	199,3
31	28 KLUSS Valentin	Tatuus F.4 T421	199,3
32	78 BLOKINA Viktoria	Tatuus F.4 T421	198,9
33	36 AKHMED Ismail	Tatuus F.4 T421	198,5
34	29 RISHAB Anandraj Jain	Tatuus F.4 T421	198,2
35	48 SPERANDIO Elia	Tatuus F.4 T421	197,8

SEG. 1

1	12 ANTONELLI Kimi Andrea	23.753
2	88 CAMARA Rafael	23.790
3	22 DUNNE Alexander	23.824
4	15 BEDRIN Nikita	23.832
5	83 WEUG Maya	23.843
6	34 STENSHORNE Martinus	23.862
7	13 WHARTON James Anthon	23.894
8	7 WURZ Charlie	23.933
9	52 AMAND Marcus	23.964
10	28 KLUSS Valentin	23.998
11	37 SZTUKA Kacper	24.014
12	20 LAURSEN Conrad	24.018
13	33 BADOER Brando	24.040
14	44 BOHRA Nikhil	24.041
15	77 BARNARD Taylor	24.046
16	2 DEUKMEDJAN Arias	24.053
17	89 DOMINGUES Ivan Franco	24.067
18	78 BLOKINA Viktoria	24.080
19	17 FITTIPALDI Emerson Jr.	24.084
20	48 SPERANDIO Elia	24.091
21	9 SPINA Alfio Andrea	24.110
22	19 KARLSSON William	24.133
23	27 ISCHER Ethan	24.210
24	11 PERINO Pedro	24.249
25	21 FRASSINETI Andrea	24.250
26	96 CASTRO Jules	24.250
27	35 CLEROT Pedro	24.275
28	14 LUND Frederik	24.302
29	18 HWARANG Kim	24.329
30	29 RISHAB Anandraj Jain	24.366
31	62 QUONDAMCARLO Man	24.398
32	61 MASCHIO Giovanni	24.453
33	71 FLACK Marcos	24.479
34	36 AKHMED Ismail	24.531
35	41 RIED Jonas	25.308

SEG. 2

1	12 ANTONELLI Kimi Andrea	23.807
2	88 CAMARA Rafael	23.839
3	52 AMAND Marcus	23.905
4	15 BEDRIN Nikita	23.926
5	83 WEUG Maya	23.936
6	20 LAURSEN Conrad	23.942
7	7 WURZ Charlie	23.951
8	13 WHARTON James Anthon	23.958
9	17 FITTIPALDI Emerson Jr.	23.960
10	22 DUNNE Alexander	23.973
11	77 BARNARD Taylor	23.986
12	37 SZTUKA Kacper	23.993
13	33 BADOER Brando	24.010
14	71 FLACK Marcos	24.039
15	27 ISCHER Ethan	24.044
16	34 STENSHORNE Martinus	24.049
17	89 DOMINGUES Ivan Franco	24.063
18	11 PERINO Pedro	24.089
19	48 SPERANDIO Elia	24.125
20	2 DEUKMEDJAN Arias	24.131
21	14 LUND Frederik	24.157
22	19 KARLSSON William	24.172
23	18 HWARANG Kim	24.173
24	44 BOHRA Nikhil	24.173
25	78 BLOKINA Viktoria	24.173
26	9 SPINA Alfio Andrea	24.176
27	21 FRASSINETI Andrea	24.183
28	35 CLEROT Pedro	24.183
29	28 KLUSS Valentin	24.191
30	96 CASTRO Jules	24.254
31	29 RISHAB Anandraj Jain	24.292
32	62 QUONDAMCARLO Man	24.388
33	36 AKHMED Ismail	24.492
34	61 MASCHIO Giovanni	24.498
35	41 RIED Jonas	24.763

SEG. 3

1	15 BEDRIN Nikita	27.038
2	22 DUNNE Alexander	27.133
3	13 WHARTON James Anthon	27.142
4	37 SZTUKA Kacper	27.164
5	88 CAMARA Rafael	27.181
6	12 ANTONELLI Kimi Andrea	27.184
7	77 BARNARD Taylor	27.187
8	52 AMAND Marcus	27.224
9	20 LAURSEN Conrad	27.247
10	89 DOMINGUES Ivan Franco	27.253
11	83 WEUG Maya	27.263
12	7 WURZ Charlie	27.278
13	34 STENSHORNE Martinus	27.316
14	33 BADOER Brando	27.339
15	17 FITTIPALDI Emerson Jr.	27.371
16	2 DEUKMEDJAN Arias	27.405
17	44 BOHRA Nikhil	27.430
18	28 KLUSS Valentin	27.449
19	27 ISCHER Ethan	27.472
20	19 KARLSSON William	27.484
21	96 CASTRO Jules	27.487
22	78 BLOKINA Viktoria	27.488
23	71 FLACK Marcos	27.506
24	21 FRASSINETI Andrea	27.515
25	14 LUND Frederik	27.575
26	11 PERINO Pedro	27.629
27	18 HWARANG Kim	27.636
28	48 SPERANDIO Elia	27.652
29	29 RISHAB Anandraj Jain	27.670
30	35 CLEROT Pedro	27.690
31	9 SPINA Alfio Andrea	27.741
32	41 RIED Jonas	27.796
33	62 QUONDAMCARLO Man	27.797
34	61 MASCHIO Giovanni	27.876
35	36 AKHMED Ismail	27.904

SEG. 4

1	12 ANTONELLI Kimi Andrea	20.895
2	15 BEDRIN Nikita	20.918
3	88 CAMARA Rafael	20.924
4	22 DUNNE Alexander	20.957
5	13 WHARTON James Anthon	20.968
6	7 WURZ Charlie	21.016
7	83 WEUG Maya	21.039
8	52 AMAND Marcus	21.099
9	34 STENSHORNE Martinus	21.112
10	2 DEUKMEDJAN Arias	21.135
11	77 BARNARD Taylor	21.142
12	89 DOMINGUES Ivan Franco	21.160
13	20 LAURSEN Conrad	21.163
14	17 FITTIPALDI Emerson Jr.	21.177
15	37 SZTUKA Kacper	21.192
16	19 KARLSSON William	21.203
17	44 BOHRA Nikhil	21.224
18	28 KLUSS Valentin	21.240
19	48 SPERANDIO Elia	21.270
20	78 BLOKINA Viktoria	21.288
21	27 ISCHER Ethan	21.311
22	14 LUND Frederik	21.324
23	35 CLEROT Pedro	21.326
24	71 FLACK Marcos	21.339
25	33 BADOER Brando	21.345
26	9 SPINA Alfio Andrea	21.349
27	11 PERINO Pedro	21.358
28	21 FRASSINETI Andrea	21.371
29	96 CASTRO Jules	21.393
30	29 RISHAB Anandraj Jain	21.426
31	18 HWARANG Kim	21.457
32	62 QUONDAMCARLO Man	21.538
33	36 AKHMED Ismail	21.654
34	61 MASCHIO Giovanni	21.782
35	41 RIED Jonas	22.420

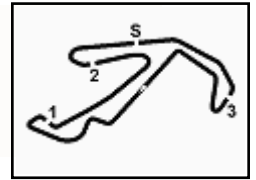
05/06/2022

Powered by FICr PERUGIA TIMING





7.5



ACI Racing Weekend Misano, 4-5 Giugno 2022 Italian F4 Championship - Chronological Analysis Race 3

Misano Circuit Sic 58 4.226 m

Start at 17:43'24.322

1 / 6

2 A. DEUKMEDJAN (1'36.866)							
Lap	Seg.1	Seg.2	Seg.3	Seg.4	Lap Time	km/h	Local Time
1		24.658	27.857	22.432	1'49.470	199,6	17:45'13.792
2	25.060	24.590	27.647	21.647	1'38.944	196,4	17:46'52.736
3	24.254	24.263	27.645	21.287	1'37.449	195,7	17:48'30.185
4	24.660	24.242	27.555	21.237	1'37.694	196,7	17:50'07.879
5	24.485	24.185	27.458	21.297	1'37.425	197,1	17:51'45.304
6	24.336	24.191	27.568	21.869	1'37.964	196,7	17:53'23.268
7	24.303	24.165	27.490	21.278	1'37.236	194,6	17:55'00.504
8	24.150	24.238	27.565	21.447	1'37.400	196,0	17:56'37.904
9	24.101	24.176	27.411	21.212	1'36.900	195,3	17:58'14.804
10	24.053	24.176	27.405	21.290	1'36.924	195,7	17:59'51.728
11	24.183	24.221	27.506	21.135	1'37.045	194,9	18:01'28.773
12	24.127	24.133	27.416	21.190	1'36.866	193,9	18:03'05.639
13	24.139	24.131	27.525	21.333	1'37.128	196,4	18:04'42.767
14	25.538	28.001	30.182	22.845	1'46.566	179,4	18:06'23.333
15	26.286	41.993	53.626	34.503	2'36.408	121,1	18:09'05.741
16	34.255	35.648	51.849	39.678	2'41.430	145,7	18:11'47.171
17	25.074	24.997	28.002	21.589	1'39.662	193,5	18:13'26.833
18	25.454	24.360	27.880	21.623	1'39.317C	195,3	18:15'06.150

Race Time 30'02.511

7 C. WURZ (1'36.318)							
Lap	Seg.1	Seg.2	Seg.3	Seg.4	Lap Time	km/h	Local Time
1		24.211	27.565	21.175	1'43.357	198,2	17:45'07.679
2	24.157	24.032	27.338	21.058	1'36.585	199,3	17:46'44.264
3	24.043	23.951	27.359	21.123	1'36.476	199,3	17:48'20.740
4	24.028	23.966	27.342	21.071	1'36.407	195,7	17:49'57.147
5	24.070	23.973	27.362	21.153	1'36.558	197,4	17:51'33.705
6	24.050	24.015	27.417	21.071	1'36.553	195,3	17:53'10.258
7	23.933	23.977	27.359	21.065	1'36.334	196,4	17:54'46.592
8	24.045	24.049	27.354	21.115	1'36.563	196,7	17:56'23.155
9	23.947	24.043	27.438	21.040	1'36.468	196,0	17:57'59.623
10	23.972	24.003	27.385	21.016	1'36.376	196,7	17:59'35.999
11	23.936	24.020	27.330	21.032	1'36.318	197,4	18:01'12.317
12	23.936	24.053	27.363	21.374	1'36.726	197,8	18:02'49.043
13	23.981	23.963	27.278	21.107	1'36.329	197,8	18:04'25.372
14	24.022	24.828	31.518	21.560	1'41.928	184,9	18:06'07.300
15	33.270	45.868	54.968	33.515	2'47.621	120,7	18:08'54.921
16	35.475	36.526	54.720	41.926	2'48.647	135,3	18:11'43.568

Race Time 28'19.246

9 A. SPINA (1'37.591)							
Lap	Seg.1	Seg.2	Seg.3	Seg.4	Lap Time	km/h	Local Time
1		24.678	27.952	22.281	1'50.127	197,8	17:45'14.449
2	25.827	24.601	28.112	22.489	1'41.029	196,7	17:46'55.478
3	25.096	24.361	27.901	21.797	1'39.155	199,3	17:48'34.633
4	24.768	24.260	27.891	21.467	1'38.386	199,3	17:50'13.019
5	24.572	24.176	27.772	21.550	1'38.070	197,1	17:51'51.089
6	24.396	24.212	27.741	21.581	1'37.930	197,1	17:53'29.019
7	24.387	24.289	27.980	21.511	1'38.167	196,0	17:55'07.186
8	24.233	24.185	27.864	22.010	1'38.292	197,4	17:56'45.478
9	24.404	24.284	27.780	21.529	1'37.997	195,7	17:58'23.475
10	25.121	24.472	28.027	21.426	1'39.046	193,2	18:00'02.521
11	24.210	24.354	27.816	21.354	1'37.734	194,2	18:01'40.255
12	24.110	24.214	28.033	21.397	1'37.754	191,8	18:03'18.009
13	24.133	24.260	27.849	21.349	1'37.591	192,9	18:04'55.600
14	28.162	26.733	30.684	22.405	1'47.984	191,2	18:06'43.584
15	25.171	33.339	52.708	34.436	2'25.654	141,7	18:09'09.238
16	34.947	36.162	49.376	38.862	2'39.347	173,6	18:11'48.585
17	24.986	24.658	28.056	21.790	1'39.490	197,8	18:13'28.075
18	25.343	24.833	28.918	21.949	1'41.043C	181,8	18:15'09.118

Race Time 30'03.753

11 P. PERINO (1'37.804)							
Lap	Seg.1	Seg.2	Seg.3	Seg.4	Lap Time	km/h	Local Time
1							
2							

05/06/2022 P = Pits In/Out - C = Lap Time Cancelled

1		24.656	28.079	22.327	1'50.510	199,6	17:45'14.832
2	25.908	25.329	28.073	22.272	1'41.582	200,7	17:46'56.414
3	25.343	24.341	27.629	21.637	1'38.950	200,7	17:48'35.364
4	24.729	24.188	28.882	21.637	1'39.436	195,3	17:50'14.800
5	24.412	24.186	27.740	21.554	1'37.892	201,1	17:51'52.692
6	24.737	24.089	27.792	21.538	1'38.156	199,3	17:53'30.848
7	24.406	24.183	27.802	21.621	1'38.012	198,2	17:55'08.860
8	25.282	24.528	27.814	21.441	1'39.065	197,1	17:56'47.925
9	24.363	24.154	27.821	21.466	1'37.804	196,7	17:58'25.729
10	24.249	24.298	28.407	21.579	1'38.533	197,8	18:00'04.262
11	24.929	24.328	28.386	21.358	1'39.001	197,8	18:01'43.263
12	24.413	24.222	28.135	21.942	1'38.712	197,8	18:03'21.975
13	24.501	24.265	28.975	21.415	1'39.156	181,8	18:05'01.131
14	27.214	25.790	32.966	22.458	1'48.428	162,7	18:06'49.559
15	25.554	30.929	52.892	35.124	2'24.499	137,8	18:09'14.058
16	33.658	36.468	48.712	37.400	2'36.238	185,9	18:11'50.296
17	25.679	25.421	28.466	22.121	1'41.687	196,7	18:13'31.983
18	24.669	24.418	27.772	22.366	1'39.225C	203,0	18:15'11.208

Race Time 30'07.661

12 K. ANTONELLI (1'35.752)							
Lap	Seg.1	Seg.2	Seg.3	Seg.4	Lap Time	km/h	Local Time
1		24.010	27.257	21.060	1'41.849	198,2	17:45'06.171
2	23.900	23.980	27.270	21.060	1'36.210	199,3	17:46'42.381
3	23.850	23.928	27.208	21.009	1'35.995	196,7	17:48'18.376
4	23.841	23.886	27.214	21.059	1'36.000	197,4	17:49'54.376
5	23.834	23.919	27.295	21.033	1'36.081	198,5	17:51'30.457
6	23.817	23.859	27.258	20.905	1'35.839	197,4	17:53'06.296
7	23.806	23.850	27.252	20.947	1'35.855	197,4	17:54'42.151
8	23.810	23.816	27.259	21.027	1'35.912	197,1	17:56'18.063
9	23.816	23.857	27.184	20.895	1'35.752	198,9	17:57'53.815
10	23.772	23.807	27.247	20.950	1'35.776	196,7	17:59'29.591
11	23.759	23.885	27.250	21.022	1'35.916	198,9	18:01'05.507
12	23.802	23.867	27.216	20.948	1'35.833	198,9	18:02'41.340
13	23.845	23.836	27.262	21.174	1'36.117	194,9	18:04'17.457
14	23.753	24.099	34.107	22.243	1'44.202	150,8	18:06'01.659
15	37.765	45.392	54.925	33.942	2'52.024	109,9	18:08'53.683
16	35.809	35.259	55.820	42.355	2'49.243	142,9	18:11'42.926
17	26.393	25.822	28.131	21.245	1'41.591	198,5	18:13'24.517
18	23.971	23.891	27.229	20.920	1'36.011C	198,2	18:15'00.528

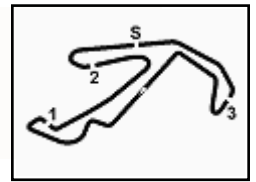
Race Time 30'00.195

13 J. WHARTON (1'36.191)							
Lap	Seg.1	Seg.2	Seg.3	Seg.4	Lap Time	km/h	Local Time
1		24.210	27.338	21.257	1'44.035	197,4	17:45'08.357
2	24.031	24.231	27.345	21.874	1'37.481	198,5	17:46'45.838
3	25.532	24.220	27.173	21.221	1'38.146	200,4	17:48'23.984
4	23.956	24.014	27.241	21.136	1'36.347	200,0	17:50'00.331
5	23.980	23.962	27.325	21.059	1'36.326	196,7	17:51'36.657
6	23.919	24.204	27.207	21.072	1'36.402	197,1	17:53'13.059
7	23.953	23.997	27.230	21.065	1'36.245	196,0	17:54'49.304
8	23.949	23.994	27.213	21.282	1'36.438	198,9	17:56'25.742
9	23.985	24.009	27.299	21.083	1'36.376	198,5	17:58'02.118
10	23.894	23.958	27.222	21.133	1'36.207	198,5	17:59'38.325
11	23.915	23.964	27.290	21.078	1'36.247	197,4	18:01'14.572
12	24.533	24.100	27.142	21.285	1'37.060	198,5	18:02'51.632
13	23.921	24.009	27.293	20.968	1'36.191	198,5	18:04'27.823
14	23.927	25.359	31.671	22.028	1'42.985	176,8	18:06'10.808
15	32.346	45.790	54.840	33.539	2'46.515	112,0	18:08'57.323
16	35.273	36.582	54.071	41.047	2'46.973	123,3	18:11'44.296

Race Time 28'19.974

14 F. LUND (1'37.445)							
Lap	Seg.1	Seg.2	Seg.3	Seg.4	Lap Time	km/h	Local Time
1		25.337	28.202	21.897	1'51.537	199,3	17:45'15.859
2	25.519	25.148	36.601	1'07.704	2'34.972P	143,8	17:47'50.831





ACI Racing Weekend Misano, 4-5 Giugno 2022

Italian F4 Championship - Chronological Analysis Race 3

Misano Circuit Sic 58.4.226 m

Start at 17:43'24.322

2 / 6

3	41.733	24.571	27.842	21.609	1'55.755P	195,3	17:49'46.586	6	24.479	24.229	27.713	21.554	1'37.975	198,9	17:53'30.492
4	24.404	24.233	27.575	21.324	1'37.536	194,6	17:51'24.122	7	24.348	24.289	27.669	21.863	1'38.169	197,8	17:55'08.661
5	24.302	24.186	27.577	21.380	1'37.445	196,4	17:53'01.567	8	24.996	24.601	27.649	21.588	1'38.834	198,2	17:56'47.495
6	24.374	24.196	27.912	21.534	1'38.016	194,6	17:54'39.583	9	24.410	24.419	28.094	21.754	1'38.677	198,5	17:58'26.172
7	24.389	24.276	31.618	21.720	1'42.003	171,2	17:56'21.586	10	24.971	24.562	27.697	21.662	1'38.892	198,5	18:00'05.064
8	31.079	24.357	33.044	21.692	1'50.172	166,7	17:58'11.758	11	24.642	24.376	28.056	21.978	1'39.052	194,9	18:01'44.116
9	24.702	24.217	32.225	21.537	1'42.681	166,2	17:59'54.439	12	24.329	24.398	27.701	22.096	1'38.524	197,4	18:03'22.640
10	24.422	24.157	27.627	21.590	1'37.796	194,9	18:01'32.235								Race Time 19'58.318
11	24.379	24.223	27.871	21.704	1'38.177	193,2	18:03'10.412								
12	24.483	24.216	27.832	21.435	1'37.966	194,9	18:04'48.378								
13	25.845	30.262	31.886	22.796	1'50.789	160,2	18:06'39.167								
14	25.094	37.163	52.754	34.147	2'29.158	132,0	18:09'08.325								
15	35.122	36.254	49.637	39.053	2'40.066	163,6	18:11'48.391								
16	32.156	24.684	28.659	21.801	1'47.300	197,1	18:13'35.691								
17	24.792	24.701	28.402	21.762	1'39.657C	198,9	18:15'15.348								

Race Time 30'11.369

19 W. KARLSSON (1'37.036)

Lap	Seg.1	Seg.2	Seg.3	Seg.4	Lap Time	km/h	Local Time
1		24.979	27.890	21.919	1'55.590	197,1	17:45'19.912
2	24.830	24.229	27.635	21.779	1'38.473	200,0	17:46'58.385
3	26.191	24.867	27.590	21.419	1'40.067	197,4	17:48'38.452
4	24.623	24.486	27.535	21.472	1'38.116	196,0	17:50'16.568
5	24.257	24.561	27.923	21.441	1'38.182	199,3	17:51'54.750
6	24.133	24.216	27.484	21.203	1'37.036	198,9	17:53'31.786
7	24.153	24.172	28.049	21.453	1'37.827	197,1	17:55'09.613
8	25.239	24.225	27.966	21.644	1'39.074	200,4	17:56'48.687
9	24.338	24.177	27.827	21.412	1'37.754	196,7	17:58'26.441
10	24.546	24.403	27.547	21.642	1'38.138	195,7	18:00'04.579
11	24.850	24.272	28.409	21.598	1'39.129	198,2	18:01'43.708
12	24.253	24.278	27.978	22.114	1'38.623	194,9	18:03'22.331
13	24.324	24.569	27.704	21.691	1'38.288	194,9	18:05'00.619
14	27.032	25.765	32.675	22.547	1'48.019	165,6	18:06'48.638
15	25.486	31.122	52.855	34.790	2'24.253	148,6	18:09'12.891
16	33.748	36.368	49.194	37.459	2'36.769	166,7	18:11'49.660
17	25.689	24.456	27.849	21.717	1'39.711	199,3	18:13'29.371
18	25.202	25.398	28.096	22.469	1'41.165C	197,1	18:15'10.536

Race Time 30'05.049

20 C. LAURSEN (1'36.503)

Lap	Seg.1	Seg.2	Seg.3	Seg.4	Lap Time	km/h	Local Time
1		24.996	28.234	22.114	1'47.442	195,7	17:45'11.764
2	24.929	24.149	27.935	21.507	1'38.520	196,0	17:46'50.284
3	24.373	24.088	27.438	21.313	1'37.212	198,9	17:48'27.496
4	24.252	23.942	27.626	21.362	1'37.182	198,5	17:50'04.678
5	24.167	24.048	27.264	21.210	1'36.689	197,8	17:51'41.367
6	24.119	23.983	27.311	21.201	1'36.614	196,7	17:53'17.981
7	24.191	24.018	27.247	21.193	1'36.649	197,8	17:54'54.630
8	24.186	23.997	27.286	21.217	1'36.686	201,9	17:56'31.316
9	24.023	23.985	27.332	21.163	1'36.503	196,4	17:58'07.819
10	24.035	24.066	27.360	21.205	1'36.666	194,9	17:59'44.485
11	24.386	24.167	27.728	21.701	1'37.982	194,9	18:01'22.467
12	24.064	24.085	27.567	21.753	1'37.469	196,4	18:02'59.936
13	24.051	24.008	27.376	21.165	1'36.600	195,7	18:04'36.536
14	24.018	24.534	31.253	22.810	1'42.615	189,1	18:06'19.151
15	27.934	44.638	54.554	33.955	2'41.081	117,8	18:09'00.232
16	34.429	36.149	54.345	40.577	2'45.500	123,4	18:11'45.732
17	25.883	24.393	28.198	21.965	1'40.439	198,2	18:13'26.171
18	24.244	24.018	27.600	21.164	1'37.026C	198,2	18:15'03.197

Race Time 30'01.849

17 E. FITTIPALDI (1'36.978)

Lap	Seg.1	Seg.2	Seg.3	Seg.4	Lap Time	km/h	Local Time
1		24.881	27.822	22.390	1'48.859	202,6	17:45'13.181
2	24.864	24.248	27.631	21.640	1'38.383	201,9	17:46'51.564
3	24.503	24.092	27.891	21.880	1'38.366	197,8	17:48'29.930
4	24.536	24.119	27.432	21.410	1'37.497	198,5	17:50'07.427
5	24.541	24.115	27.604	21.295	1'37.555	199,6	17:51'44.982
6	24.187	24.125	27.877	22.281	1'38.470	198,2	17:53'23.452
7	24.981	24.612	27.716	21.383	1'38.692	200,0	17:55'02.144
8	24.099	24.044	27.533	21.411	1'37.087	198,9	17:56'39.231
9	24.144	24.256	27.421	21.177	1'36.998	199,3	17:58'16.229
10	24.084	24.147	27.434	21.404	1'37.069	199,6	17:59'53.298
11	24.250	24.018	27.446	21.357	1'37.071	198,2	18:01'30.369
12	24.161	23.978	27.499	21.340	1'36.978	198,5	18:03'07.347
13	24.092	23.960	27.371	21.569	1'36.992	198,9	18:04'44.339
14	26.182	31.590	31.175	21.992	1'50.939	175,0	18:06'35.278
15	25.107	40.130	53.097	33.795	2'32.129	137,2	18:09'07.407
16	35.369	36.178	49.979	39.014	2'40.540	156,3	18:11'47.947
17	25.169	24.851	28.076	21.745	1'39.841	198,5	18:13'27.788
18	25.372	25.207	28.168	22.029	1'40.776C	196,4	18:15'08.564

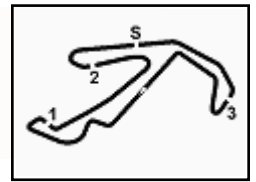
Race Time 30'03.466

18 K. HWARANG (1'37.975)

Lap	Seg.1	Seg.2	Seg.3	Seg.4	Lap Time	km/h	Local Time
1		25.425	28.204	22.199	1'52.348	197,8	17:45'16.670
2	25.274	24.782	28.067	22.214	1'40.337	204,5	17:46'57.007
3	25.134	24.774	27.636	21.464	1'39.008	198,2	17:48'36.015
4	24.745	24.280	27.869	21.457	1'38.351	200,7	17:50'14.366
5	24.502	24.173	27.752	21.724	1'38.151	201,9	17:51'52.517

05/06/2022

P = Pits In/Out - C = Lap Time Cancelled



ACI Racing Weekend Misano, 4-5 Giugno 2022

Italian F4 Championship - Chronological Analysis Race 3

Misano Circuit Sic 58.4.226 m

Start at 17:43'24.322

3 / 6

12	24.475	24.257	27.515	21.939	1'38.186	200,7	18:03'23.143	12	24.122	24.215	27.561	21.240	1'37.138	194,2	18:04'14.623
13	24.863	24.379	28.319	21.548	1'39.109	194,6	18:05'02.252	13	24.154	24.472	31.619	23.106	1'43.351	172,5	18:05'57.974
14	26.773	26.052	32.697	22.855	1'48.377	163,9	18:06'50.629	14	33.801	25.202	29.734	21.503	1'50.240	187,8	18:07'48.214
15	25.045	30.901	52.987	35.405	2'24.338	133,2	18:09'14.967	15	24.240	24.673	28.494	21.398	1'38.805	193,9	18:09'27.019
16	33.325	36.485	48.528	37.570	2'35.908	183,4	18:11'50.875	16	26.065	37.230	47.567	36.179	2'27.041	167,2	18:11'54.060
17	24.904	25.476	27.815	22.534	1'40.729	201,1	18:13'31.604	17	25.731	24.788	28.090	21.376	1'39.985	199,3	18:13'34.045
18	24.769	24.510	28.026	22.625	1'39.930C	200,4	18:15'11.534	18	24.296	24.373	27.903	21.519	1'38.091C	198,5	18:15'12.136

Race Time 30'07.282

Race Time 30'09.723

22 A. DUNNE (1'35.999)								29 A. RISHAB (1'37.928)							
Lap	Seg.1	Seg.2	Seg.3	Seg.4	Lap Time	km/h	Local Time	Lap	Seg.1	Seg.2	Seg.3	Seg.4	Lap Time	km/h	Local Time
1		24.446	27.351	21.235	1'44.607	198,9	17:45'08.929	1		25.669	28.544	21.650	1'52.930	195,3	17:45'17.252
2	24.062	23.996	27.197	21.748	1'37.003	202,2	17:46'45.932	2	25.109	24.943	28.106	22.346	1'40.504	198,2	17:46'57.756
3	24.683	24.071	27.313	21.105	1'37.172	197,4	17:48'23.104	3	25.474	25.357	28.083	21.577	1'40.491	195,7	17:48'38.247
4	24.021	24.105	27.283	21.093	1'36.502	197,1	17:49'59.606	4	25.010	25.099	28.054	21.565	1'39.728	195,3	17:50'17.975
5	24.002	24.076	27.288	21.027	1'36.393	197,8	17:51'35.999	5	24.504	24.729	27.972	21.440	1'38.645	195,7	17:51'56.620
6	23.915	24.059	27.150	20.957	1'36.081	199,3	17:53'12.080	6	24.370	24.440	28.038	21.426	1'38.274	195,3	17:53'34.894
7	23.891	24.035	27.155	21.103	1'36.184	197,1	17:54'48.264	7	24.366	24.465	27.930	21.517	1'38.278	194,6	17:55'13.172
8	23.909	24.034	27.245	21.027	1'36.215	200,0	17:56'24.479	8	24.414	24.472	27.816	21.596	1'38.298	195,3	17:56'51.470
9	23.972	23.992	27.190	21.024	1'36.178	201,1	17:58'00.657	9	24.406	24.292	27.726	21.508	1'37.932	197,8	17:58'29.402
10	23.856	24.075	27.149	21.040	1'36.120	197,8	17:59'36.777	10	24.465	24.554	27.789	21.597	1'38.405	196,4	18:00'07.807
11	23.824	24.029	27.133	21.013	1'35.999	198,2	18:01'12.776	11	24.392	24.394	27.670	21.472	1'37.928	197,1	18:01'45.735
12	23.880	24.040	27.294	21.404	1'36.618	201,1	18:02'49.394	12	25.128	25.192	28.382	22.161	1'40.863	193,9	18:03'26.598
13	24.043	23.973	27.325	21.078	1'36.419	200,0	18:04'25.813	13	25.168	24.748	28.607	21.935	1'40.458	192,9	18:05'07.056
14	23.954	24.943	31.442	21.812	1'42.151	182,7	18:06'07.964	14	25.978	25.226	31.391	23.216	1'45.811	192,2	18:06'52.867
15	33.537	45.391	55.200	33.911	2'48.039	136,0	18:08'56.003	15	25.646	30.481	52.435	35.329	2'23.891	134,3	18:09'16.758
16	35.399	35.884	54.943	41.729	2'47.955	118,4	18:11'43.958	16	32.782	36.607	48.378	37.577	2'35.344	170,3	18:11'52.102
17	25.355	25.652	28.274	23.192	1'42.473	198,5	18:13'26.431	17	25.137	24.683	28.406	21.915	1'40.141	197,4	18:13'32.243
18	25.416	25.241	28.238	22.468	1'41.363C	200,0	18:15'07.794	18	24.835	24.449	27.930	22.325	1'39.539C	198,2	18:15'11.782

Race Time 30'02.109

Race Time 30'07.921

27 E. ISCHER (1'37.650)								33 B. BADOER (1'36.925)							
Lap	Seg.1	Seg.2	Seg.3	Seg.4	Lap Time	km/h	Local Time	Lap	Seg.1	Seg.2	Seg.3	Seg.4	Lap Time	km/h	Local Time
1		25.511	28.184	21.926	1'51.307	200,7	17:45'15.629	1		25.388	28.206	22.900	1'49.571	197,4	17:45'13.893
2	25.518	24.811	27.955	22.203	1'40.487	201,5	17:46'56.116	2	25.294	24.529	27.537	21.856	1'39.216	200,0	17:46'53.109
3	25.114	24.659	28.199	21.664	1'39.636	201,1	17:48'35.752	3	24.378	24.200	27.668	21.487	1'37.733	198,5	17:48'30.842
4	24.693	24.415	27.765	21.460	1'38.333	198,5	17:50'14.085	4	24.393	24.418	27.563	21.391	1'37.765	197,8	17:50'08.607
5	24.500	24.226	27.707	21.440	1'37.873	199,3	17:51'51.958	5	24.356	24.083	27.463	21.511	1'37.413	198,2	17:51'46.020
6	24.516	24.261	27.736	21.311	1'37.824	198,2	17:53'29.782	6	24.109	24.191	27.450	21.736	1'37.486	198,9	17:53'23.506
7	24.567	24.316	27.472	21.981	1'38.336	198,9	17:55'08.118	7	24.562	24.211	27.378	21.457	1'37.608	198,5	17:55'01.114
8	24.210	24.185	27.575	21.680	1'37.650	198,2	17:56'45.768	8	24.119	24.159	27.477	21.435	1'37.190	198,9	17:56'38.304
9	24.554	24.254	27.728	21.700	1'38.236	199,6	17:58'24.004	9	24.160	24.137	27.395	21.373	1'37.065	198,5	17:58'15.369
10	24.826	25.107	27.971	21.663	1'39.567	200,4	18:00'03.571	10	24.040	24.010	27.376	21.499	1'36.925	198,9	17:59'52.294
11	24.383	24.278	27.733	21.549	1'37.943	197,8	18:01'41.514	11	24.128	24.235	27.443	21.345	1'37.151	197,8	18:01'29.445
12	24.329	24.044	27.816	21.687	1'37.876	198,5	18:03'19.390	12	24.115	24.223	27.339	21.360	1'37.037	197,1	18:03'06.482
13	24.433	24.240	27.635	21.652	1'37.960	197,8	18:04'57.350	13	24.075	24.134	27.371	22.155	1'37.735	197,8	18:04'44.217
14	28.058	26.780	31.406	22.989	1'49.233	184,0	18:06'46.583	14	25.691	31.724	30.435	21.885	1'49.735	183,1	18:06'33.952
15	25.915	31.348	53.012	34.049	2'24.324	129,8	18:09'10.907	15	24.985	40.571	53.228	34.166	2'32.950	121,6	18:09'06.902
16	34.607	36.071	49.523	37.903	2'38.104	174,2	18:11'49.011	16	34.939	36.237	50.349	39.209	2'40.734	159,3	18:11'47.636
17	25.560	24.720	27.904	21.773	1'39.957	201,1	18:13'28.968	17	25.270	25.561	27.327	21.774	1'40.788	199,3	18:13'28.424
18	24.982	24.846	28.637	22.061	1'40.526C	200,4	18:15'09.494	18	25.222	24.962	28.160	22.176	1'40.520C	198,9	18:15'08.944

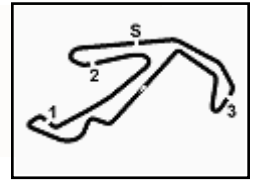
Race Time 30'04.646

Race Time 30'04.102

28 V. KLUSS (1'37.083)								34 M. STENSHORNE (1'36.377)							
Lap	Seg.1	Seg.2	Seg.3	Seg.4	Lap Time	km/h	Local Time	Lap	Seg.1	Seg.2	Seg.3	Seg.4	Lap Time	km/h	Local Time
1		25.523	28.508	22.050	1'51.919	194,6	17:45'16.241	1		25.018	28.001	22.039	1'47.577	196,4	17:45'11.899
2	25.321	25.017	28.525	22.589	1'41.452	197,4	17:46'57.693	2	24.408	24.274	27.643	21.423	1'37.748	196,4	17:46'49.647
3	26.665	25.557	29.332	1'01.487	2'23.041P	196,7	17:49'20.734	3	24.150	24.602	27.551	21.289	1'37.592	198,5	17:48'27.239
4	42.141	24.616	27.749	21.508	1'56.014P	195,3	17:51'16.748	4	24.057	24.220	27.572	21.285	1'37.134	197,1	17:50'04.373
5	24.272	24.336	27.547	21.548	1'37.703	195,7	17:52'54.451	5	23.950	24.120	27.354	21.166	1'36.590	196,7	17:51'40.963
6	24.149	24.265	27.460	21.371	1'37.245	195,3	17:54'31.696	6	23.953	24.117	27.373	21.218	1'36.661	196,4	17:53'17.624
7	24.147	24.191	27.581	21.299	1'37.218	195,3	17:56'08.914	7	24.016	24.078	27.341	21.312	1'36.747	196,4	17:54'54.371
8	24.129	24.247	27.459	21.255	1'37.090	196,0	17:57'46.004	8	23.897	24.049	27.337	21.208	1'36.491	197,1	17:58'30.862
9	24.098	24.275	27.488	21.418	1'37.279	195,7	17:59'23.283	9	23.862	24.052	27.316	21.147	1'36.377	196,4	17:58'07.239
10	24.019	24.268	27.449	21.347	1'37.083	194,9	18:01'00.366	10	23.862	24.079	27.327	21.174	1'36.442	196,0	17:59'43.681
11	23.998	24.284	27.468	21.369	1'37.119	194,6	18:02'37.485	11	23.927	24.073	27.339	21.219	1'36.558	196,4	18:01'20.239

05/06/2022

P = Pits In/Out - C = Lap Time Cancelled



ACI Racing Weekend Misano, 4-5 Giugno 2022

Italian F4 Championship - Chronological Analysis Race 3

Misano Circuit Sic 58.4.226 m

Start at 17:43'24.322

4 / 6

12	23.928	24.101	27.360	21.306	1'36.695	196,0	18:02'56.934	12	24.149	23.993	27.334	22.449	1'37.925	200,4	18:03'00.732
13	23.873	24.100	27.318	21.112	1'36.403	196,4	18:04'33.337	13	24.387	24.025	27.204	21.311	1'36.927	200,4	18:04'37.659
14	23.879	24.360	31.880	21.739	1'41.858	158,4	18:06'15.195	14	24.352	27.652	31.050	23.054	1'46.108	175,6	18:06'23.767
15	29.097	46.341	54.633	33.820	2'43.891	114,4	18:08'59.086	15	26.021	43.893	54.408	34.315	2'38.637	131,7	18:09'02.404
16	34.906	36.277	54.264	40.703	2'46.150	123,6	18:11'45.236	16	33.806	36.175	53.830	39.822	2'43.633	132,2	18:11'46.037
17	25.222	26.047	27.901	21.999	1'41.169	200,4	18:13'26.405	17	24.972	24.838	27.849	21.604	1'39.263	200,7	18:13'25.300
18	24.383	24.092	27.321	21.353	1'37.149C	200,0	18:15'03.554	18	24.262	24.122	27.240	21.251	1'36.875C	201,9	18:15'02.175

Race Time 30'02.083

Race Time 30'00.978

35 P. CLEROT (1'37.847)								41 J. RIED (1'41.869)							
Lap	Seg.1	Seg.2	Seg.3	Seg.4	Lap Time	km/h	Local Time	Lap	Seg.1	Seg.2	Seg.3	Seg.4	Lap Time	km/h	Local Time
1		24.678	27.884	22.414	1'49.745	199,6	17:45'14.067	1		24.763	27.856	22.420	1'50.023	200,0	17:45'14.345
2	25.605	24.864	27.968	22.644	1'41.081	195,3	17:46'55.148	2	25.308	25.079	27.796	23.686	1'41.869	196,4	17:46'56.214
3	24.896	24.439	28.189	21.791	1'39.315	196,4	17:48'34.463	3	27.862	32.811	33.634	43.056	2'17.363P	184,9	17:49'13.577
4	24.683	24.289	27.895	21.326	1'38.193	196,0	17:50'12.656	4	1'24.438	30.060	28.965	36.149	2'59.612P	197,1	17:52'13.189
5	24.402	24.273	27.690	21.710	1'38.075	193,9	17:51'50.731	Race Time 8'48.867							
6	24.377	24.291	27.747	21.576	1'37.991	196,7	17:53'28.722	Race Time 8'48.867							

44 N. BOHRA (1'37.058)							
Lap	Seg.1	Seg.2	Seg.3	Seg.4	Lap Time	km/h	Local Time
1		25.044	27.754	22.423	1'48.475	202,2	17:45'12.797
2	24.687	24.595	27.658	21.562	1'38.502	199,6	17:46'51.299
3	24.445	24.255	27.810	21.456	1'37.966	196,4	17:48'29.265
4	24.085	24.173	27.528	22.145	1'37.931	198,5	17:50'07.196
5	24.398	24.183	27.565	21.293	1'37.439	198,9	17:51'44.635
6	24.241	24.368	27.654	21.334	1'37.597	197,4	17:53'22.232
7	24.246	24.231	27.472	21.262	1'37.211	197,1	17:54'59.443
8	24.137	24.218	27.508	21.341	1'37.204	197,4	17:56'36.647
9	24.147	24.226	27.528	21.282	1'37.183	194,9	17:58'13.830
10	24.166	24.177	27.603	21.224	1'37.170	196,4	17:59'51.000
11	24.112	24.256	27.430	21.260	1'37.058	197,4	18:01'28.058
12	24.041	24.269	27.518	21.266	1'37.094	196,7	18:03'05.152
13	24.136	24.214	27.575	21.264	1'37.189	197,1	18:04'42.341
14	24.383	26.976	31.407	22.897	1'45.663	190,5	18:06'28.004
15	26.550	42.389	53.662	34.463	2'37.064	117,9	18:09'05.068
16	33.986	35.614	52.464	39.417	2'41.481	151,0	18:11'46.549
17	25.402	25.449	28.429	21.779	1'41.059	196,4	18:13'27.608
18	25.304	25.165	28.073	22.160	1'40.702C	201,1	18:15'08.310
Race Time 30'03.286 + 5.000Pen							

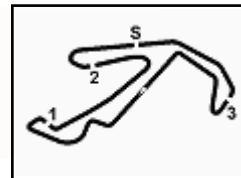
36 I. AKHMED (1'38.775)							
Lap	Seg.1	Seg.2	Seg.3	Seg.4	Lap Time	km/h	Local Time
1		25.543	28.244	22.984	1'55.578	197,1	17:45'19.900
2	25.466	24.904	28.032	21.934	1'40.336	198,2	17:47'00.236
3	25.437	24.800	28.978	22.507	1'41.722	198,5	17:48'41.958
4	24.555	24.492	28.074	21.654	1'38.775	195,3	17:50'20.733
5	24.624	24.499	28.124	21.807	1'39.054	192,9	17:51'59.787
6	24.531	24.508	28.225	21.723	1'38.987	194,6	17:53'38.774
7	24.722	25.004	27.970	21.808	1'39.504	194,6	17:55'18.278
8	24.619	24.598	27.904	21.793	1'38.914	193,5	17:56'57.192
9	24.700	24.601	28.089	21.862	1'39.252	192,9	17:58'36.444
10	24.693	24.841	28.062	21.856	1'39.452	194,2	18:00'15.896
11	24.706	24.608	28.262	21.915	1'39.491	191,2	18:01'55.387
12	24.749	24.521	27.965	21.791	1'39.026	193,5	18:03'34.413
13	24.691	24.539	28.304	22.469	1'40.003	195,3	18:05'14.416
14	25.706	25.037	28.757	22.562	1'42.062	191,2	18:06'56.478
15	25.793	29.166	52.250	34.394	2'21.603	116,1	18:09'18.081
16	33.392	36.308	48.029	37.685	2'35.414	150,8	18:11'53.495
17	25.523	24.952	28.560	22.343	1'41.378	194,2	18:13'34.873
18	24.712	24.636	27.887	21.703	1'38.938C	196,0	18:15'13.811
Race Time 30'10.551							

37 K. SZTUKA (1'36.518)							
Lap	Seg.1	Seg.2	Seg.3	Seg.4	Lap Time	km/h	Local Time
1		25.137	28.047	22.832	1'48.205	198,9	17:45'12.527
2	24.659	24.338	27.503	21.558	1'38.058	204,2	17:46'50.585
3	24.390	24.269	27.355	21.320	1'37.334	201,9	17:48'27.919
4	24.160	24.069	27.427	21.334	1'36.990	203,4	17:50'04.909
5	24.253	24.131	27.343	21.274	1'37.001	201,1	17:51'41.910
6	24.099	24.027	27.277	21.216	1'36.619	200,7	17:53'18.529
7	24.068	24.048	27.190	21.251	1'36.557	200,7	17:54'55.086
8	24.014	24.131	27.164	21.279	1'36.588	201,5	17:56'31.674
9	24.057	24.036	27.233	21.192	1'36.518	200,7	17:58'08.192
10	24.025	24.107	27.189	21.327	1'36.648	200,1	17:59'44.840
11	24.312	24.146	27.647	21.862	1'37.967	201,1	18:01'22.807

48 E. SPERANDIO (1'37.444)							
Lap	Seg.1	Seg.2	Seg.3	Seg.4	Lap Time	km/h	Local Time
1		26.133	28.958	35.452	2'07.244P	193,9	17:45'31.566
2	1'18.164	24.530	27.881	21.678	2'32.253P	196,4	17:48'03.819
3	24.301	24.356	27.757	21.541	1'37.955	196,0	17:49'41.774
4	24.328	24.250	27.753	21.431	1'37.762	196,0	17:51'19.536
5	24.172	24.228	27.660	21.384	1'37.444	196,7	17:52'56.980
6	24.277	24.288	27.652	21.511	1'37.728	196,4	17:54'34.708
7	24.226	24.236	27.801	21.458	1'37.721	196,0	17:56'12.429
8	24.122	24.195	27.755	21.374	1'37.446	195,7	17:57'49.875
9	24.129	24.209	33.885	21.442	1'43.665	131,9	17:59'33.540
10	24.209	24.186	34.705	21.451	1'44.551	123,3	18:01'18.091
11	24.091	24.125	27.662	23.787	1'39.665	196,4	18:02'57.756
12	28.847	24.133	27.655	21.270	1'41.905	197,1	18:04'39.661
13	24.494	27.811	32.552	23.058	1'47.915	174,8	18:06'27.576
14	26.074	42.611	53.576	34.423	2'36.684	139,7	18:09'04.260
15	33.757	36.026	1'04.706	35.748	2'50.237	123,0	18:11'54.497
16	26.403	24.909	28.448	21.590	1'41.350	197,8	18:13'35.847
17	25.064	24.825	28.095	21.880	1'39.864C	201,5	18:15'15.711
Race Time 30'11.525							

52 M. AMAND (1'36.356)							
Lap	Seg.1	Seg.2	Seg.3	Seg.4	Lap Time	km/h	Local Time
1		24.708	27.371	21.430	1'45.257	201,5	17:45'09.579
2	24.156	24.072	27.299	21.389	1'36.916	203,4	17:46'46.495
3	24.670	24.059			1'43.206	200,7	17:48'29.701
4	24.351	23.936	27.357	21.559	1'37.203	203,4	17:50'06.904
5	24.044	23.978	27.235	21.099	1'36.356	200,7	17:51'43.260

05/06/2022 P = Pits In/Out - C = Lap Time Cancelled



ACI Racing Weekend Misano, 4-5 Giugno 2022

Italian F4 Championship - Chronological Analysis Race 3

Misano Circuit Sic 58.4.226m

Start at 17:43'24.322

5 / 6

6	23.979	23.982	27.323	21.138	1'36.422	200,4	17:53'19.682	6	24.689	24.039	27.506	21.601	1'37.835	199,6	17:53'29.319
7	24.055	23.972	27.224	21.184	1'36.435	200,7	17:54'56.117	7	24.768	24.132	27.779	22.662	1'39.341	199,3	17:55'08.660
8	24.079	23.972	27.244	21.337	1'36.632	201,5	17:56'32.749	8	24.849	24.344	27.580	22.422	1'38.195	197,4	17:56'46.855
9	24.147	24.053	27.272	21.155	1'36.627	201,1	17:58'09.376	9	24.640	24.303	27.684	21.408	1'38.035	196,7	17:58'24.890
10	24.050	23.905	27.226	21.282	1'36.463	203,8	17:59'45.839	10	24.632	24.637	28.336	21.624	1'39.229	196,0	18:00'04.119
11	23.964	24.002	27.347	21.762	1'37.075	201,1	18:01'22.914	11	24.823	24.394	28.127	21.489	1'38.833	196,7	18:01'42.952
12	24.385	23.977	27.349	21.871	1'37.582	201,1	18:03'00.496	12	24.479	24.325	28.128	21.751	1'38.683	196,0	18:03'21.635
13	24.116	23.925	27.248	21.251	1'36.540	202,6	18:04'37.036	13	24.570	24.399	28.029	21.763	1'38.761	196,0	18:05'00.396
14	24.454	26.352	30.387	22.884	1'44.077	192,2	18:06'21.113	14	26.268	26.154	32.724	22.632	1'47.778	167,7	18:06'48.174
15	26.592	45.144	54.475	34.150	2'40.361	144,6	18:09'01.474	15	25.384	30.815	52.956	34.328	2'23.483	134,5	18:09'11.657
16	34.162	35.860	54.163	40.225	2'44.410	123,3	18:11'45.884	16	34.375	36.038	49.490	37.708	2'37.611	172,8	18:11'49.268
17	24.857	24.922	27.773	21.525	1'39.077	200,4	18:13'24.961	17	25.858	24.469	27.759	21.852	1'39.938	198,5	18:13'29.206
18	24.207	24.026	27.421	21.202	1'36.856C	200,4	18:15'01.817	18	25.344	25.350	28.062	21.952	1'40.708C	197,1	18:15'09.914

Race Time 30'00.639

Race Time 30'04.884 + 5.000Pen

61 G. MASCHIO (1'39.014)								77 T. BARNARD (1'36.514)							
Lap	Seg.1	Seg.2	Seg.3	Seg.4	Lap Time	km/h	Local Time	Lap	Seg.1	Seg.2	Seg.3	Seg.4	Lap Time	km/h	Local Time
1		25.425	28.731	22.598	1'54.884	198,9	17:45'19.206	1		24.980	27.744	22.445	1'48.690	199,3	17:45'13.012
2	24.780	24.893	28.204	21.927	1'39.804	200,0	17:46'59.010	2	24.673	24.259	27.378	21.458	1'37.768	200,0	17:46'50.780
3	26.247	25.393	29.794	22.071	1'43.505	194,9	17:48'42.515	3	24.537	24.150	27.447	21.437	1'37.571	200,4	17:48'28.351
4	24.745	24.846	28.055	21.788	1'39.434	195,7	17:50'21.949	4	24.177	24.038	27.323	21.333	1'36.871	199,3	17:50'05.222
5	24.635	25.014	28.066	22.006	1'39.721	197,8	17:52'01.670	5	24.322	24.017	27.323	21.351	1'37.013	198,5	17:51'42.235
6	24.669	24.556	27.960	22.013	1'39.198	195,7	17:53'40.868	6	24.232	24.063	27.289	21.210	1'36.794	198,2	17:53'19.029
7	24.798	24.498	27.876	21.842	1'39.014	195,7	17:55'19.882	7	24.070	24.083	27.187	21.199	1'36.539	198,5	17:54'55.568
8	24.573	24.791	28.055	21.873	1'39.292	193,9	17:56'59.174	8	24.128	23.991	27.405	21.209	1'36.733	197,8	17:56'32.301
9	24.609	24.881	27.991	22.000	1'39.481	194,9	17:58'38.655	9	24.092	23.986	27.294	21.142	1'36.514	198,2	17:58'08.815
10	24.683	24.695	27.971	21.788	1'39.137	194,6	18:00'17.792	10	24.046	24.082	27.884	21.409	1'37.421	196,0	17:59'46.236
11	24.531	24.703	28.018	21.782	1'39.034	194,6	18:01'56.826	11	24.162	24.042	27.323	21.344	1'36.871	197,1	18:01'23.107
12	24.453	24.689	28.076	21.872	1'39.090	195,3	18:03'35.916	12	24.645	23.988	27.269	21.863	1'37.765	199,6	18:03'00.872
13	24.755	24.735	28.623	25.318	1'43.431	192,9	18:05'19.347	13	24.668	24.058	27.447	21.281	1'37.454	199,3	18:04'38.326
14	25.638	25.066	30.173	22.640	1'43.517	191,2	18:07'02.864	14	24.749	27.877	32.646	22.905	1'48.177	168,5	18:06'26.503
15	25.262	25.834	52.820	34.505	2'18.421	111,2	18:09'21.285	15	26.173	42.380	53.866	34.182	2'36.601	126,5	18:09'03.104
16	30.965	36.853	48.250	36.431	2'32.499	170,9	18:11'53.784	16	33.844	36.242	53.530	39.549	2'43.165	121,2	18:11'46.269
17	25.703	24.882	28.745	22.107	1'41.437	197,8	18:13'35.221	17	25.540	24.770	27.993	22.247	1'40.550	199,3	18:13'26.819
18	24.811	24.965	28.246	21.776	1'39.798C	197,8	18:15'15.019	18	25.647	24.383	27.877	21.547	1'39.454C	199,3	18:15'06.273

Race Time 30'10.899

Race Time 30'02.497

62 M. QUONDAMCARLO (1'38.190)								78 V. BLOKINA (1'37.528)								
Lap	Seg.1	Seg.2	Seg.3	Seg.4	Lap Time	km/h	Local Time	Lap	Seg.1	Seg.2	Seg.3	Seg.4	Lap Time	km/h	Local Time	
1		25.463	28.702	22.411	1'54.415	197,4	17:45'18.737	1		33.505	40.932	48.669	2'39.611P	169,8	17:46'03.933	
2	24.906	24.708	27.920	22.008	1'39.542	198,2	17:46'58.279	2	1'24.225	26.230	28.876	21.803	2'41.134P	190,1	17:48'45.067	
3	26.627	25.125	28.203	21.601	1'41.556	194,9	17:48'39.835	3	24.500	24.270	27.691	21.288	1'37.749	197,1	17:50'22.816	
4	24.922	24.664	28.055	21.853	1'39.494	196,4	17:50'19.329	4	24.250	24.394	27.720	21.470	1'37.834	196,0	17:52'00.650	
5	24.568	24.480	28.089	21.688	1'38.825	196,0	17:51'58.154	5	24.300	24.177	28.161	21.675	1'38.313	198,5	17:53'38.963	
6	24.578	24.485	27.871	21.702	1'38.636	196,4	17:53'36.790	6	24.789	24.507	27.698	21.400	1'38.394	196,0	17:55'17.357	
7	24.469	24.513	27.995	21.627	1'38.604	196,4	17:55'15.394	7	24.192	24.258	27.516	21.562	1'37.528	197,4	17:56'54.885	
8	24.523	24.550	27.830	21.587	1'38.490	195,3	17:56'53.884	8	24.226	24.173	27.488	21.653	1'37.540	198,5	17:58'32.425	
9	24.434	24.409	27.797	21.550	1'38.190	195,7	17:58'32.074	9	24.419	24.255	27.988	21.555	1'38.217	196,0	18:00'10.642	
10	24.398	24.561	28.440	21.777	1'39.176	199,3	18:00'11.250	10	24.194	24.293	27.685	21.406	1'37.578	196,0	18:01'48.220	
11	24.494	24.557	27.907	21.538	1'38.496	195,3	18:01'49.746	11	24.080	24.223	28.088	22.121	1'38.512	198,5	18:03'26.732	
12	24.437	24.388	27.837	21.591	1'38.253	195,3	18:03'27.999	12	25.342	24.430	28.415	21.560	1'39.747	194,6	18:05'06.479	
13	24.623	24.417	28.370	22.217	1'39.627	195,3	18:05'07.626	13	26.010	24.844	31.080	22.874	1'44.808	192,9	18:06'51.287	
14	25.839	25.233	32.275	22.798	1'46.145	182,4	18:06'53.771	14	25.945	30.002	53.129	35.344	2'24.420	130,6	18:09'15.707	
15	25.632	30.822	52.539	34.843	2'23.836	120,3	18:09'17.601	15	33.112	36.554	48.578	37.343	2'35.587	177,6	18:11'51.294	
16	32.928	36.965	48.223	37.242	2'35.358	154,5	18:11'52.965	16	25.062	24.793	27.767	22.387	1'40.009	198,9	18:13'31.303	
17	25.409	24.849	28.111	21.738	1'40.107	197,1	18:13'33.072	17	24.312	24.545	28.588	22.130	1'39.575C	199,3	18:15'10.878	
18	24.591	24.396	27.881	22.042	1'38.910C	198,5	18:15'11.982									Race Time 30'06.981

Race Time 30'08.750

83 M. WEUG (1'36.385)

71 M. FLACK (1'37.835)								83 M. WEUG (1'36.385)							
Lap	Seg.1	Seg.2	Seg.3	Seg.4	Lap Time	km/h	Local Time	Lap	Seg.1	Seg.2	Seg.3	Seg.4	Lap Time	km/h	Local Time
1		24.609	28.019	22.270	1'49.109	199,6	17:45'13.431	1		25.531	27.788	21.530	1'46.649	198,5	17:45'10.971
2	25.220	24.566	29.990	22.530	1'42.306	185,6	17:46'55.737	2	24.057	24.139	27.479	21.305	1'36.980	197,8	17:46'47.951
3	25.170	24.681	27.655	21.694	1'39.200	198,9	17:48'34.937	3	24.062	24.014	27.287	21.293	1'36.656	199,3	17:48'24.607
4	24.896	24.266	28.122	21.339	1'38.623	197,1	17:50'13.560	4	24.042	24.035	27.414	21.216	1'36.707	197,8	17:50'01.314
5	24.605	24.272	27.657	21.390	1'37.924	197,1	17:51'51.484	5	23.862	23.973	27.410	21.250	1'36.495	196,7	17:51'37.809
6								6	23.888	23.995	27.263	21.239	1'36.385	197,8	17:53'14.194

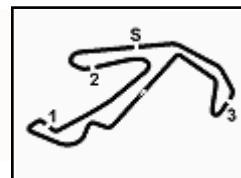
05/06/2022

P = Pits In/Out - C = Lap Time Cancelled





7.5



ACI Racing Weekend Misano, 4-5 Giugno 2022 Italian F4 Championship - Chronological Analysis Race 3

Misano Circuit Sic 58 4.226 m

6 / 6

Start at 17:43'24.322

7	23.877	24.040	27.361	21.137	1'36.415	197,4	17:54'50.609	7	24.526	24.374	27.947	21.395	1'38.242	195,7	17:55'09.376
8	23.843	24.006	27.809	21.250	1'36.908	197,4	17:56'27.517	8	25.233	24.254	28.082	21.490	1'39.059	196,0	17:56'48.435
9	23.979	24.043	27.444	21.039	1'36.505	198,2	17:58'04.022	9	24.250	24.355	28.263	21.679	1'38.547	195,7	17:58'26.982
10	23.916	24.048	27.528	21.077	1'36.569	196,4	17:59'40.591	10	24.574	24.518	27.686	22.073	1'38.851	197,8	18:00'05.833
11	23.942	23.936	27.421	21.132	1'36.431	196,7	18:01'17.022	11	25.009	24.415	27.846	21.463	1'38.733	196,0	18:01'44.566
12	23.909	24.002	27.566	21.092	1'36.569	196,4	18:02'53.591	12	24.265	24.442	27.641	22.000	1'38.348	198,9	18:03'22.914
13	23.898	24.013	27.441	21.086	1'36.438	196,4	18:04'30.029								Race Time 19'58.592
14	23.963	24.447	30.919	22.103	1'41.432	175,0	18:06'11.461								
15	32.311	45.902	54.869	33.349	2'46.431	102,2	18:08'57.892								
16	35.175	36.587	54.193	40.862	2'46.817	124,6	18:11'44.709								
17	25.388	25.842	28.163	22.610	1'42.003	199,6	18:13'26.712								
18	25.991	25.173	28.157	22.209	1'41.530C	200,4	18:15'08.242								
							Race Time 30'02.390								

88 R. CAMARA (1'35.915)

Lap	Seg.1	Seg.2	Seg.3	Seg.4	Lap Time	km/h	Local Time
1		24.239	27.320	21.235	1'42.789	199,3	17:45'07.111
2	23.927	24.029	27.286	21.070	1'36.312	199,6	17:46'43.423
3	23.920	23.949	27.308	21.060	1'36.237	198,9	17:48'19.660
4	23.891	23.939	27.338	21.023	1'36.191	201,1	17:49'55.851
5	24.006	23.964	27.257	20.950	1'36.177	198,2	17:51'32.028
6	23.837	24.056	27.303	20.924	1'36.120	198,5	17:53'08.148
7	23.809	23.905	27.241	20.961	1'35.916	198,2	17:54'44.064
8	23.873	23.876	27.222	20.944	1'35.915	197,8	17:56'19.979
9	23.962	23.839	27.261	21.014	1'36.076	198,5	17:57'56.055
10	23.899	23.939	27.304	20.944	1'36.086	199,3	17:59'32.141
11	23.848	23.914	27.245	20.982	1'35.989	196,7	18:01'08.130
12	23.840	24.061	27.181	20.938	1'36.020	197,1	18:02'44.150
13	23.858	23.899	27.299	20.943	1'35.999	195,7	18:04'20.149
14	23.790	24.148	31.956	22.043	1'41.937	159,5	18:06'02.086
15	37.768	45.564	54.903	33.706	2'51.941	111,1	18:08'54.027
16	35.858	35.265	55.897	42.099	2'49.119	149,2	18:11'43.146
17	25.735	24.597	27.621	21.086	1'39.039	196,7	18:13'22.185
18	24.034	23.966	27.214	20.942	1'36.156C	198,5	18:14'58.341
							Race Time 29'57.863

89 I. DOMINGUES (1'36.683)

Lap	Seg.1	Seg.2	Seg.3	Seg.4	Lap Time	km/h	Local Time
1		24.797	28.016	23.921	1'49.668	199,3	17:45'13.990
2	26.008	24.755	28.000	22.471	1'41.234	196,4	17:46'55.224
3	25.047	24.315	27.617	21.329	1'38.308	197,4	17:48'33.532
4	24.092	24.099	27.414	21.160	1'36.765	197,1	17:50'10.297
5	24.150	24.063	27.259	21.211	1'36.683	198,5	17:51'46.980
6	24.067	24.095	27.347	21.294	1'36.803	197,8	17:53'23.783
7	24.732	24.366	27.502	21.263	1'37.863	197,8	17:55'01.646
8	24.100	24.123	27.407	21.354	1'36.984	198,9	17:56'38.630
9	24.261	24.111	27.430	21.200	1'37.002	199,3	17:58'15.632
10	24.243	24.148	27.366	21.502	1'37.259	197,4	17:59'52.891
11	24.119	24.159	27.393	21.335	1'37.006	198,2	18:01'29.897
12	24.155	24.102	27.426	21.214	1'36.897	197,8	18:03'06.794
13	24.165	24.070	27.253	21.522	1'37.010	198,9	18:04'43.804
14	25.688	31.701	30.362	21.874	1'49.625	180,3	18:06'33.429
15	24.970	40.489	53.127	34.395	2'32.981	122,4	18:09'06.410
16	34.832	36.069	50.698	39.263	2'40.862	155,8	18:11'47.272
17	25.386	24.834	28.089	21.536	1'39.845	192,9	18:13'27.117
18	25.767	24.947	27.682	22.371	1'40.767C	198,2	18:15'07.884
							Race Time 30'02.795

96 J. CASTRO (1'37.622)

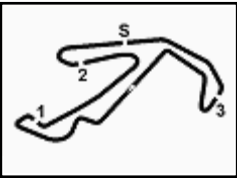
Lap	Seg.1	Seg.2	Seg.3	Seg.4	Lap Time	km/h	Local Time
1		25.325	28.124	21.784	1'50.876	197,1	17:45'15.198
2	25.563	24.924	27.976	22.659	1'41.122	197,1	17:46'56.320
3	25.955	24.996	28.037	21.593	1'40.581	199,3	17:48'36.901
4	24.671	24.352	27.752	21.868	1'38.643	199,3	17:50'15.544
5	24.291	24.451	27.487	21.393	1'37.622	197,1	17:51'53.166
6	24.608	24.273	27.499	21.588	1'37.968	198,2	17:53'31.134

05/06/2022

P = Pits In/Out - C = Lap Time Cancelled

Powered by FICr PERUGIA TIMING

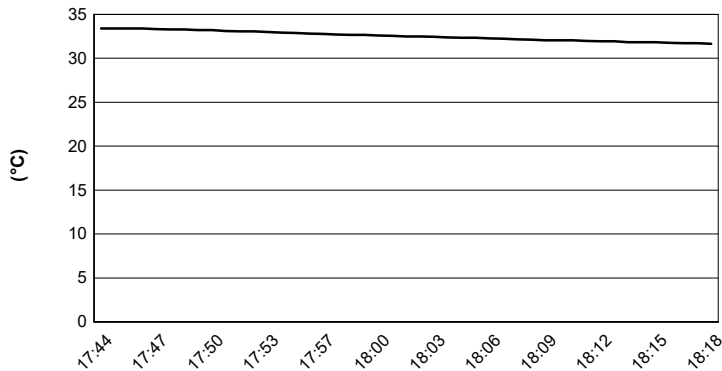




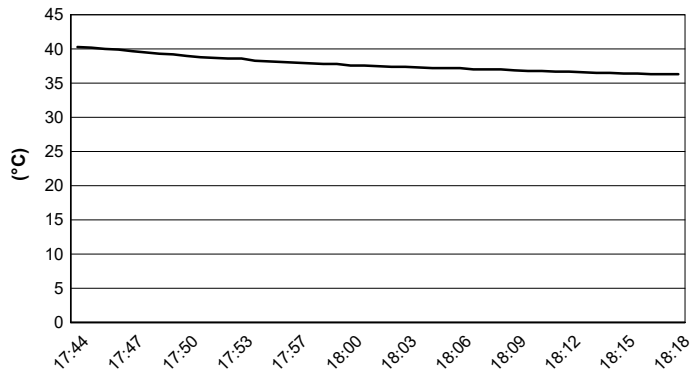
ACI Racing Weekend Misano, 4-5 Giugno 2022
Italian F4 Championship - Weather Report Race 3
 Session started 17:44 - Session ended 18:18

Misano Circuit Sic 58 4.226 m

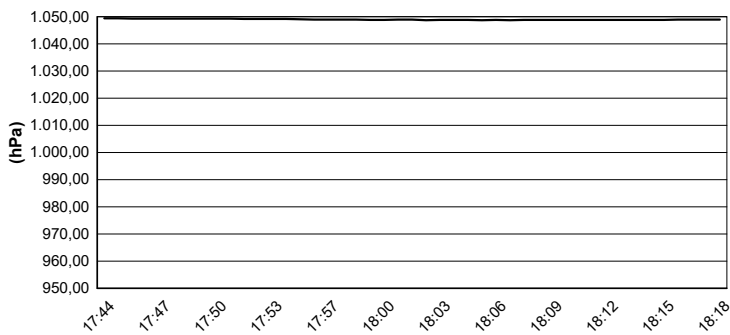
Air Temperature



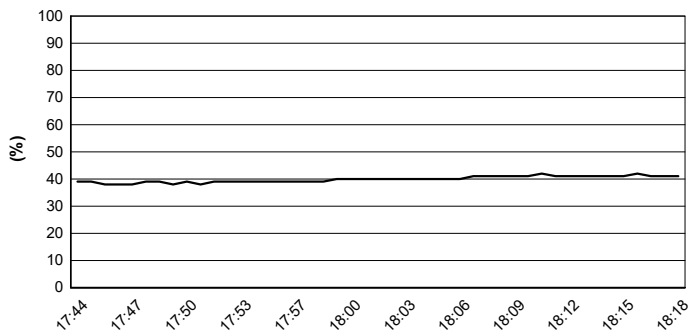
Track Temperature



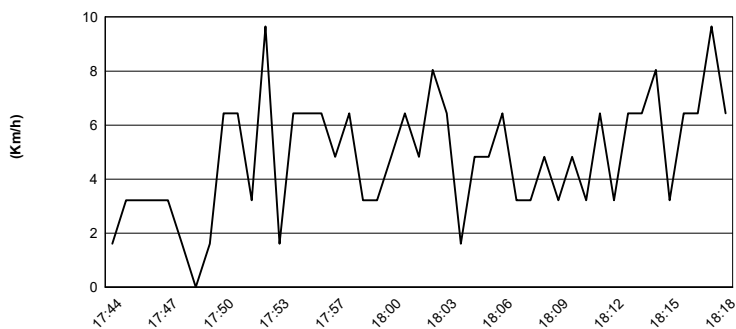
Air Pressure



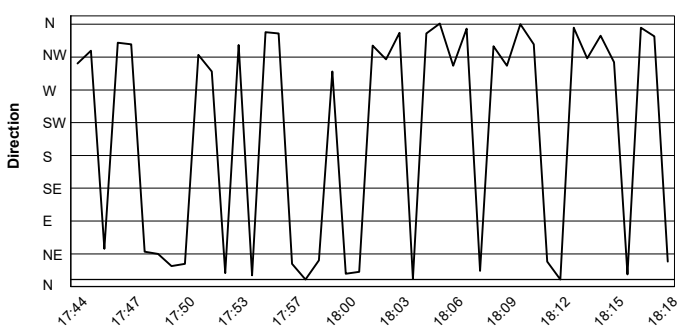
Humidity



Wind Speed

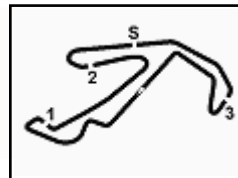


Wind Direction



05/06/2022




ACI Racing Weekend Misano, 4-5 Giugno 2022
Italian F4 Championship - Starting Grid Race 3 (Duration: 30' +1 Lap)

Misano Circuit Sic 58 4.226 m

61	MASCHIO G. AS Motorsport	Tatuus 1'38.133	36	AKHMED I. AKM Motorsport	Tatuus 1'38.709	18
18	HWARANG K. BVM Racing	Tatuus 1'37.957	29	RISHAB A. BWR Motorsport	Tatuus 1'38.060	17
21	FRASSINETI A. Cars Racing	Tatuus 1'37.617	62	QUONDAMCARLO M. AS Motorsport	Tatuus 1'37.948	16
19	KARLSSON W. BVM Racing	Tatuus 1'37.154	14	LUND F. R-ACE GP	Tatuus 1'37.279	15
48	SPERANDIO E. Maffi Racing	Tatuus 1'37.088	27	ISCHER E. Jenzer Motorsport	Tatuus 1'37.125	14
28	KLUSS V. Jenzer Motorsport	Tatuus 1'36.715	78	BLOKINA V. PHM Racing	Tatuus 1'36.937	13
9	SPINA A. BWR Motorsport	Tatuus 1'36.652	96	CASTRO J. Van Amersfoort Racing	Tatuus 1'36.655	12
11	PERINO P. US Racing	Tatuus 1'36.610	35	CLEROT P. AKM Motorsport	Tatuus 1'36.629	11
41	RIED J. PHM Racing	Tatuus 1'36.491	2	DEUKMEDJAN A. Van Amersfoort Racing	Tatuus 1'36.551	10
77	BARNARD T. PHM Racing	Tatuus 1'36.310	71	FLACK M. R-ACE GP	Tatuus 1'36.455	9
17	FITTIPALDI E. Van Amersfoort Racing	Tatuus 1'36.180	44	BOHRA N. US Racing	Tatuus 1'36.265	8
89	DOMINGUES I. Iron Lynx	Tatuus 1'36.095	33	BADOER B. Van Amersfoort Racing	Tatuus 1'36.175	7
34	STENSHORNE M. Van Amersfoort Racing	Tatuus 1'36.033	15	BEDRIN N. PHM Racing	Tatuus 1'36.089	6
20	LAURSEN C. Prema Racing	Tatuus 1'35.784	37	SZTUKA K. US Racing	Tatuus 1'35.831	5
52	AMAND M. US Racing	Tatuus 1'35.726	83	WEUG M. Iron Dames	Tatuus 1'35.778	4
13	WHARTON J. Prema Racing	Tatuus 1'35.588	22	DUNNE A. US Racing	Tatuus 1'35.597	3
88	CAMARA R. Prema Racing	Tatuus 1'35.403	7	WURZ C. Prema Racing	Tatuus 1'35.513	2
			12	ANTONELLI K. Prema Racing	Tatuus 1'34.958	1

