

Vallelunga Auto 4.085 m

# ACI Racing Weekend Vallelunga 2-3 Luglio 2022

## Italian F4 Championship - Result Race 1

Laps 19 = 77,615 km - Avg 143,332 km/h - Race Time 32'29.421

No.	Driver	Nat	Entrant	Team	Car	Class	Laps	Time	Gap	Rel.	Fastest Lap	
1	<b>12 ANTONELLI</b> Kimi Andrea	ITA	Prema Racing	Prema Racing	Tatuus F.4 T421	R	19	32'29.421		11	<b>1'34.963</b>	
2	<b>88 CAMARA</b> Rafael	BRA	Prema Racing	Prema Racing	Tatuus F.4 T421	R	19	32'31.605	<b>2.184</b>	<b>2.184</b>	9	1'35.069
3	<b>13 WHARTON</b> James Anthony	AUS	Prema Racing	Prema Racing	Tatuus F.4 T421	R	19	32'33.210	<b>3.789</b>	<b>1.605</b>	11	1'35.329
4	<b>22 DUNNE</b> Alexander	IRL	US Racing	US Racing	Tatuus F.4 T421		19	32'33.809	<b>4.388</b>	<b>0.599</b>	11	1'35.363
5	<b>77 BARNARD</b> Taylor	GBR	PHM Racing	PHM Racing	Tatuus F.4 T421		19	32'34.346	<b>4.925</b>	<b>0.537</b>	11	1'35.442
6	<b>52 AMAND</b> Marcus	FRA	US Racing	US Racing	Tatuus F.4 T421		19	32'35.077	<b>5.656</b>	<b>0.731</b>	11	1'35.495
7	<b>37 SZTUKA</b> Kacper	POL	US Racing	US Racing	Tatuus F.4 T421		19	32'35.787	<b>6.366</b>	<b>0.710</b>	10	1'35.651
8	<b>20 LAURSEN</b> Conrad	DEN	Prema Racing	Prema Racing	Tatuus F.4 T421		19	32'38.414	<b>8.993</b>	<b>2.627</b>	10	1'35.888
9	<b>7 WURZ</b> Charlie	AUT	Prema Racing	Prema Racing	Tatuus F.4 T421	R	19	32'39.015	<b>9.594</b>	<b>0.601</b>	11	1'35.419
10	<b>34 STENSHORNE</b> Martinus	NOR	Van Amersfoort Racing	Van Amersfoort Racing	Tatuus F.4 T421	R	19	32'39.427	<b>10.006</b>	<b>0.412</b>	11	1'35.781
11	<b>15 BEDRIN</b> Nikita		PHM Racing	PHM Racing	Tatuus F.4 T421		19	32'41.179	<b>11.758</b>	<b>1.752</b>	8	1'36.024
12	<b>89 DOMINGUES</b> Ivan Franco	POR	Iron Lynx	Iron Lynx	Tatuus F.4 T421	R	19	32'41.722	<b>12.301</b>	<b>0.543</b>	11	1'36.245
13	<b>83 WEUG</b> Maya	NLD	Iron Dames	Iron Dames	Tatuus F.4 T421		19	32'42.028	<b>12.607</b>	<b>0.306</b>	11	1'36.034
14	<b>11 PERINO</b> Pedro	MOZ	US Racing	US Racing	Tatuus F.4 T421		19	32'42.426	<b>13.005</b>	<b>0.398</b>	9	1'36.014
15	<b>44 BOHRA</b> Nikhil	USA	US Racing	US Racing	Tatuus F.4 T421	R	19	32'42.803	<b>13.382</b>	<b>0.377</b>	8	1'35.957
16	<b>28 KLUSS</b> Valentin	DEU	Jenzer Motorsport	Jenzer Motorsport	Tatuus F.4 T421	R	19	32'43.394	<b>13.973</b>	<b>0.591</b>	10	1'36.175
17	<b>38 RINICELLA</b> Valerio	ITA	AKM Motorsport	AKM Motorsport	Tatuus F.4 T421	R	19	32'44.353	<b>14.932</b>	<b>0.959</b>	10	1'36.508
18	<b>9 SPINA</b> Alfio Andrea	ITA	BWR Motorsport	BWR Motorsport	Tatuus F.4 T421	R	19	32'46.725	<b>17.304</b>	<b>2.372</b>	9	1'36.534
19	<b>17 FITTIPALDI</b> Emerson Jr.	BRA	Van Amersfoort Racing	Van Amersfoort Racing	Tatuus F.4 T421	R	19	32'46.896	<b>17.475</b>	<b>0.171</b>	11	1'36.719
20	<b>96 CASTRO</b> Jules	BEL	Van Amersfoort Racing	Van Amersfoort Racing	Tatuus F.4 T421	R	19	32'47.169	<b>17.748</b>	<b>0.273</b>	11	1'36.847
21	<b>33 BADOER</b> Brando	ITA	Van Amersfoort Racing	Van Amersfoort Racing	Tatuus F.4 T421	R	19	32'47.463	<b>18.042</b>	<b>0.294</b>	9	1'36.473
22	<b>19 KARLSSON</b> William	SWE	BVM Racing	BVM Racing	Tatuus F.4 T421	R	19	32'48.487	<b>19.066</b>	<b>1.024</b>	10	1'36.764
23	<b>27 ISCHER</b> Ethan	CHE	Jenzer Motorsport	Jenzer Motorsport	Tatuus F.4 T421	R	19	32'49.940	<b>20.519</b>	<b>1.453</b>	11	1'36.904
24	<b>78 BLOKINA</b> Viktoria		PHM Racing	PHM Racing	Tatuus F.4 T421	R	19	32'50.301	<b>20.880</b>	<b>0.361</b>	10	1'36.684
25	<b>72 FITZGERALD</b> Adam	IRL	R-ACE GP	R-ACE GP	Tatuus F.4 T421		19	32'51.134	<b>21.713</b>	<b>0.833</b>	11	1'36.886
26	<b>18 HWARANG</b> Kim	KOR	BVM Racing	BVM Racing	Tatuus F.4 T421	R	19	32'53.628	<b>24.207</b>	<b>2.494</b>	5	1'37.397
27	<b>29 RISHAB</b> Anandraj Jain	SGP	BWR Motorsport	BWR Motorsport	Tatuus F.4 T421	R	19	32'55.693	<b>26.272</b>	<b>2.065</b>	9	1'37.463
28	<b>82 NETO</b> Nelson	BRA	Cram Motorsport	Cram Motorsport	Tatuus F.4 T421	R	19	32'56.545	<b>27.124</b>	<b>0.852</b>	9	1'37.370
29	<b>14 LUND</b> Frederik	DEN	R-ACE GP	R-ACE GP	Tatuus F.4 T421	R	19	32'59.662	<b>30.241</b>	<b>3.117</b>	9	1'36.637
30	<b>36 AKHMED</b> Ismail	UZB	AKM Motorsport	AKM Motorsport	Tatuus F.4 T421	R	19	33'03.913	<b>34.492</b>	<b>4.251</b>	10	1'37.761
31	<b>8 MASCHIO</b> Giovanni	ITA	AS Motorsport	AS Motorsport	Tatuus F.4 T421	R	19	33'18.435	<b>49.014</b>	<b>14.522</b>	10	1'38.123
32	<b>62 QUONDAMCARLO</b> Manuel	ITA	AS Motorsport	AS Motorsport	Tatuus F.4 T421	R	18	32'56.034	<b>1 Lap</b>	<b>1 Lap</b>	10	1'36.986
33	<b>21 FRASSINETI</b> Andrea	ITA	Frassinetti Albano	Cars Racing	Tatuus F.4 T421	R	18	33'01.046	<b>1 Lap</b>	<b>5.012</b>	5	1'36.690
34P	<b>81 MONTEIRO</b> Nicholas	BRA	Cram Motorsport	Cram Motorsport	Tatuus F.4 T421	R	18	33'09.234	<b>1 Lap</b>	<b>8.188</b>	5	1'37.499
35	<b>48 SPERANDIO</b> Elia	CHE	Maffi Racing	Maffi Racing	Tatuus F.4 T421	R	17	29'33.910	<b>2 Laps</b>	<b>1 Lap</b>	10	1'36.943
----- Not Classified -----												
RET	<b>79 MARKOGIANNIS</b> Georgios	GRE	Cram Motorsport	Cram Motorsport	Tatuus F.4 T421		10	16'36.349	<b>9 Laps</b>		6	1'37.604
RET	<b>41 RIED</b> Jonas	DEU	PHM Racing	PHM Racing	Tatuus F.4 T421		2	5'30.273	<b>17 Laps</b>			

Starting: 37 Classified: 35 Not Classified: 0 Retired: 2 Not Started: 0

Fastest Lap N. 11 No. 12 Kimi Andrea Antonelli Time 1'34.963 Avg. 154,860 Km/h

Humidity:	18%	AIR	36°C
Condition:	DRY	Track	62°C

### Penalty and Infringement

 16.57 **81 N. MONTEIRO**

Penalty time 10 sec. - Stewards decision n. 6

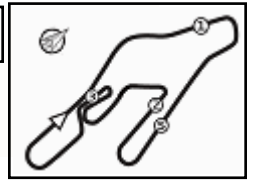
Clerk of the Course : Gianfranco Bonifacio

Race Director : Alessandro Ferrari

02/07/2022 Start 15:14 End 15:47

Powered by FICr PERUGIA TIMING





# ACI Racing Weekend Vallelunga 2-3 Luglio 2022

## Italian F4 Championship - Result by Class Race 1

### Rookie

Laps 19 = 77,615 km - Avg 143,332 km/h - Race Time 32'29.421

No.	Driver	Nat	Entrant	Team	Car	Laps	Time	Gap	Rel.	Fastest Lap	
1	<b>12 ANTONELLI</b> Kimi Andrea	ITA	Prema Racing	Prema Racing	Tatuus F.4 T421	19	32'29.421		11	<b>1'34.963</b>	
2	<b>88 CAMARA</b> Rafael	BRA	Prema Racing	Prema Racing	Tatuus F.4 T421	19	32'31.605	<b>2.184</b>	<b>2.184</b>	9	1'35.069
3	<b>13 WHARTON</b> James Anthony	AUS	Prema Racing	Prema Racing	Tatuus F.4 T421	19	32'33.210	<b>3.789</b>	<b>1.605</b>	11	1'35.329
4	<b>7 WURZ</b> Charlie	AUT	Prema Racing	Prema Racing	Tatuus F.4 T421	19	32'39.015	<b>9.594</b>	<b>5.805</b>	11	1'35.419
5	<b>34 STENSHORNE</b> Martinus	NOR	Van Amersfoort Racing	Van Amersfoort Racing	Tatuus F.4 T421	19	32'39.427	<b>10.006</b>	<b>0.412</b>	11	1'35.781
6	<b>89 DOMINGUES</b> Ivan Franco	POR	Iron Lynx	Iron Lynx	Tatuus F.4 T421	19	32'41.722	<b>12.301</b>	<b>2.295</b>	11	1'36.245
7	<b>44 BOHRA</b> Nikhil	USA	US Racing	US Racing	Tatuus F.4 T421	19	32'42.803	<b>13.382</b>	<b>1.081</b>	8	1'35.957
8	<b>28 KLUSS</b> Valentin	DEU	Jenzer Motorsport	Jenzer Motorsport	Tatuus F.4 T421	19	32'43.394	<b>13.973</b>	<b>0.591</b>	10	1'36.175
9	<b>38 RINICELLA</b> Valerio	ITA	AKM Motorsport	AKM Motorsport	Tatuus F.4 T421	19	32'44.353	<b>14.932</b>	<b>0.959</b>	10	1'36.508
10	<b>9 SPINA</b> Alfio Andrea	ITA	BWR Motorsport	BWR Motorsport	Tatuus F.4 T421	19	32'46.725	<b>17.304</b>	<b>2.372</b>	9	1'36.534
11	<b>17 FITTIPALDI</b> Emerson Jr.	BRA	Van Amersfoort Racing	Van Amersfoort Racing	Tatuus F.4 T421	19	32'46.896	<b>17.475</b>	<b>0.171</b>	11	1'36.719
12	<b>96 CASTRO</b> Jules	BEL	Van Amersfoort Racing	Van Amersfoort Racing	Tatuus F.4 T421	19	32'47.169	<b>17.748</b>	<b>0.273</b>	11	1'36.847
13	<b>33 BADOER</b> Brando	ITA	Van Amersfoort Racing	Van Amersfoort Racing	Tatuus F.4 T421	19	32'47.463	<b>18.042</b>	<b>0.294</b>	9	1'36.473
14	<b>19 KARLSSON</b> William	SWE	BVM Racing	BVM Racing	Tatuus F.4 T421	19	32'48.487	<b>19.066</b>	<b>1.024</b>	10	1'36.764
15	<b>27 ISCHER</b> Ethan	CHE	Jenzer Motorsport	Jenzer Motorsport	Tatuus F.4 T421	19	32'49.940	<b>20.519</b>	<b>1.453</b>	11	1'36.904
16	<b>78 BLOKINA</b> Viktoria		PHM Racing	PHM Racing	Tatuus F.4 T421	19	32'50.301	<b>20.880</b>	<b>0.361</b>	10	1'36.684
17	<b>18 HWARANG</b> Kim	KOR	BVM Racing	BVM Racing	Tatuus F.4 T421	19	32'53.628	<b>24.207</b>	<b>3.327</b>	5	1'37.397
18	<b>29 RISHAB</b> Anandraj Jain	SGP	BWR Motorsport	BWR Motorsport	Tatuus F.4 T421	19	32'55.693	<b>26.272</b>	<b>2.065</b>	9	1'37.463
19	<b>82 NETO</b> Nelson	BRA	Cram Motorsport	Cram Motorsport	Tatuus F.4 T421	19	32'56.545	<b>27.124</b>	<b>0.852</b>	9	1'37.370
20	<b>14 LUND</b> Frederik	DEN	R-ACE GP	R-ACE GP	Tatuus F.4 T421	19	32'59.662	<b>30.241</b>	<b>3.117</b>	9	1'36.637
21	<b>36 AKHMED</b> Ismail	UZB	AKM Motorsport	AKM Motorsport	Tatuus F.4 T421	19	33'03.913	<b>34.492</b>	<b>4.251</b>	10	1'37.761
22	<b>8 MASCHIO</b> Giovanni	ITA	AS Motorsport	AS Motorsport	Tatuus F.4 T421	19	33'18.435	<b>49.014</b>	<b>14.522</b>	10	1'38.123
23	<b>62 QUONDAMCARLO</b> Manuel	ITA	AS Motorsport	AS Motorsport	Tatuus F.4 T421	18	32'56.034	<b>1 Lap</b>	<b>1 Lap</b>	10	1'36.986
24	<b>21 FRASSINETI</b> Andrea	ITA	Frassinetti Albano	Cars Racing	Tatuus F.4 T421	18	33'01.046	<b>1 Lap</b>	<b>5.012</b>	5	1'36.690
25P	<b>81 MONTEIRO</b> Nicholas	BRA	Cram Motorsport	Cram Motorsport	Tatuus F.4 T421	18	33'09.234	<b>1 Lap</b>	<b>8.188</b>	5	1'37.499
26	<b>48 SPERANDIO</b> Elia	CHE	Maffi Racing	Maffi Racing	Tatuus F.4 T421	17	29'33.910	<b>2 Laps</b>	<b>1 Lap</b>	10	1'36.943

Starting: 26    Classified: 26    Not Classified: 0    Retired: 0    Not Started: 0  
 Fastest Lap N. 11    No. 12 Kimi Andrea Antonelli    Time 1'34.963    Avg. 154.860 Km/h

Humidity:	18%	AIR	36°C
Condition:	DRY	Track	62°C

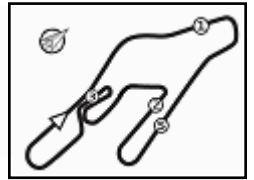
Clerk of the Course : Gianfranco Bonifacio

Race Director : Alessandro Ferrari

02/07/2022    Start 15:14    End 15:47

Powered by FICR PERUGIA TIMING





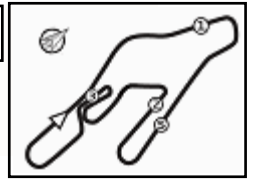
Vallelunga Auto 4.085 m

**ACI Racing Weekend Vallelunga 2-3 Luglio 2022**
**Italian F4 Championship - Lap Chart Race 1**

		Lap																		
		1	2	3	4	5	6	7	8	9	10	11	12	13	14	15	16	17	18	19
1	12	12	12	12	12	12	12	12	12	12	12	12	12	12	12	12	12	12	12	12
2	88	88	88	88	88	88	88	88	88	88	88	88	88	88	88	88	88	88	88	88
3	13	13	13	13	13	13	13	13	13	13	13	13	13	13	13	13	13	13	13	13
4	52	52	52	52	52	22	22	22	22	22	22	22	22	22	22	22	22	22	22	22
5	22	22	22	22	22	52	77	77	77	77	77	77	77	77	77	77	77	77	77	77
6	77	77	77	77	77	77	52	52	52	52	52	52	52	52	52	52	52	52	52	52
7	37	37	37	37	37	37	37	37	37	37	37	37	37	37	37	37	37	37	37	37
8	34	34	34	34	34	34	34	34	34	34	34	34	34	34	20	20	20	20	20	20
9	20	20	20	20	20	20	20	20	20	20	20	20	20	20	7	7	7	7	7	7
10	89	89	89	89	89	89	89	89	89	7	7	7	7	7	34	34	34	34	34	34
11	38	38	38	38	11	7	7	7	7	89	89	89	89	89	89	89	89	89	89	15
12	11	11	11	11	7	11	11	11	11	11	11	11	11	11	11	11	11	11	11	89
13	41	83	83	7	83	83	83	83	83	83	83	83	83	83	83	15	15	15	15	83
14	83	28	7	83	38	28	28	28	28	28	28	28	28	28	28	28	83	83	83	11
15	17	17	28	28	28	38	38	38	38	38	38	38	38	38	15	28	44	44	44	44
16	28	7	17	17	17	17	17	44	44	44	15	15	15	15	44	44	28	28	28	28
17	96	33	9	9	9	44	44	17	17	15	44	44	44	44	38	38	38	38	38	38
18	33	9	33	44	44	9	15	15	15	17	17	17	17	17	17	17	17	17	17	9
19	7	96	44	33	33	15	9	9	9	9	9	9	9	9	33	9	9	9	9	17
20	9	44	96	96	96	33	33	33	33	33	33	33	33	33	33	9	96	96	96	96
21	72	48	48	48	15	96	96	96	96	96	96	96	96	96	96	96	33	33	33	33
22	44	78	78	78	48	48	48	48	48	48	78	78	78	78	78	78	48	19	19	19
23	48	79	27	15	78	78	78	78	78	78	48	48	48	48	48	48	19	27	27	27
24	78	27	79	27	27	27	27	27	19	19	19	19	19	19	19	19	27	78	78	78
25	79	18	15	79	19	19	19	19	27	27	27	27	27	27	27	27	78	72	72	72
26	27	15	18	19	79	79	79	72	72	72	72	72	72	72	72	72	18	18	18	18
27	14	14	19	18	18	18	72	79	79	18	18	18	18	18	18	18	29	29	29	29
28	15	19	72	72	72	72	18	18	18	79	82	82	82	82	29	29	29	82	82	82
29	18	81	82	82	82	82	82	82	82	29	29	29	29	29	82	82	14	14	14	14
30	19	72	36	36	36	36	29	29	29	36	36	36	36	36	8	14	36	36	36	36
31	81	82	8	29	29	29	29	36	36	36	8	8	8	8	8	14	36	8	8	8
32	36	36	29	8	8	8	8	8	8	14	14	14	14	14	14	36	8	62	62	62
33	82	8	14	14	14	14	14	14	14	62	62	62	62	62	62	62	62	62	62	81
34	8	29	81	62	62	62	62	62	62	81	81	81	81	81	81	81	81	81	81	21
35	29	62	62	81	81	81	81	81	81	81	21	21	21	21	21	21	21	21	21	21
36	62	21	21	21	21	21	21	21	21	21	21	21	21	21	21	21	21	21	21	21
37	21	41																		

Final Result		
1	12	ANTONELLI K. Laps 19
2	88	CAMARA R. 2.184
3	13	WHARTON J. 3.789
4	22	DUNNE A. 4.388
5	77	BARNARD T. 4.925
6	52	AMAND M. 5.656
7	37	SZTUKA K. 6.366
8	20	LAURSEN C. 8.993
9	7	WURZ C. 9.594
10	34	STENSHORNE M. 10.006
11	15	BEDRIN N. 11.758
12	89	DOMINGUES I. 12.301
13	83	WEUG M. 12.607
14	11	PERINO P. 13.005
15	44	BOHRA N. 13.382
16	28	KLUSS V. 13.973
17	38	RINICELLA V. 14.932
18	9	SPINA A. 17.304
19	17	FITTIPALDI E. 17.475
20	96	CASTRO J. 17.748
21	33	BADOER B. 18.042
22	19	KARLSSON W. 19.066
23	27	ISCHER E. 20.519
24	78	BLOKINA V. 20.880
25	72	FITZGERALD A. 21.713
26	18	HWARANG K. 24.207
27	29	RISHAB A. 26.272
28	82	NETO N. 27.124
29	14	LUND F. 30.241
30	36	AKHMED I. 34.492
31	8	MASCHIO G. 49.014
32	62	QUONDAMCARLO M. 1 Lap
33	81	MONTEIRO N. 1 Lap
34	21	FRASSINETI A. 1 Lap
35	48	SPERANDIO E. 2 Laps
RET	79	MARKOGIANNIS G. 9 Laps
RET	41	RIED J. 17 Laps





Vallelunga Auto 4.085 m

## ACI Racing Weekend Vallelunga 2-3 Luglio 2022 Italian F4 Championship - Best Sectors & Speed Race 1

**RESULTS**

			Laps
1	12 ANTONELLI Kimi Andrea	Tatuus F.4 T421	19
2	88 CAMARA Rafael	Tatuus F.4 T421	2.184
3	13 WHARTON James Anthony	Tatuus F.4 T421	3.789
4	22 DUNNE Alexander	Tatuus F.4 T421	4.388
5	77 BARNARD Taylor	Tatuus F.4 T421	4.925
6	52 AMAND Marcus	Tatuus F.4 T421	5.656
7	37 SZTUKA Kacper	Tatuus F.4 T421	6.366
8	20 LAURSEN Conrad	Tatuus F.4 T421	8.993
9	7 WURZ Charlie	Tatuus F.4 T421	9.594
10	34 STENSHORNE Martinus	Tatuus F.4 T421	10.006
11	15 BEDRIN Nikita	Tatuus F.4 T421	11.758
12	89 DOMINGUES Ivan Franco	Tatuus F.4 T421	12.301
13	83 WEUG Maya	Tatuus F.4 T421	12.607
14	11 PERINO Pedro	Tatuus F.4 T421	13.005
15	44 BOHRA Nikhil	Tatuus F.4 T421	13.382
16	28 KLUSS Valentin	Tatuus F.4 T421	13.973
17	38 RINICELLA Valerio	Tatuus F.4 T421	14.932
18	9 SPINA Alfio Andrea	Tatuus F.4 T421	17.304
19	17 FITTIPALDI Emerson Jr.	Tatuus F.4 T421	17.475
20	96 CASTRO Jules	Tatuus F.4 T421	17.748
21	33 BADOER Brando	Tatuus F.4 T421	18.042
22	19 KARLSSON William	Tatuus F.4 T421	19.066
23	27 ISCHER Ethan	Tatuus F.4 T421	20.519
24	78 BLOKINA Viktoria	Tatuus F.4 T421	20.880
25	72 FITZGERALD Adam	Tatuus F.4 T421	21.713
26	18 HWARANG Kim	Tatuus F.4 T421	24.207
27	29 RISHAB Anandraj Jain	Tatuus F.4 T421	26.272
28	82 NETO Nelson	Tatuus F.4 T421	27.124
29	14 LUND Frederik	Tatuus F.4 T421	30.241
30	36 AKHMED Ismail	Tatuus F.4 T421	34.492
31	8 MASCHIO Giovanni	Tatuus F.4 T421	49.014
32	62 QUONDAMCARLO Manuel	Tatuus F.4 T421	1 Lap
33	81 MONTEIRO Nicholas	Tatuus F.4 T421	1 Lap
34	21 FRASSINETI Andrea	Tatuus F.4 T421	1 Lap
35	48 SPERANDIO Elia	Tatuus F.4 T421	2 Laps
RET	79 MARKOGIANNIS Georgios	Tatuus F.4 T421	9 Laps
RET	41 RIED Jonas	Tatuus F.4 T421	17 Laps

**SPEED**

1	19 KARLSSON William	Tatuus F.4 T421	221,3
2	15 BEDRIN Nikita	Tatuus F.4 T421	220,0
3	78 BLOKINA Viktoria	Tatuus F.4 T421	220,0
4	7 WURZ Charlie	Tatuus F.4 T421	219,5
5	34 STENSHORNE Martinus	Tatuus F.4 T421	219,5
6	21 FRASSINETI Andrea	Tatuus F.4 T421	218,6
7	14 LUND Frederik	Tatuus F.4 T421	218,6
8	22 DUNNE Alexander	Tatuus F.4 T421	218,6
9	37 SZTUKA Kacper	Tatuus F.4 T421	218,6
10	18 HWARANG Kim	Tatuus F.4 T421	218,6
11	41 RIED Jonas	Tatuus F.4 T421	218,6
12	17 FITTIPALDI Emerson Jr.	Tatuus F.4 T421	218,6
13	38 RINICELLA Valerio	Tatuus F.4 T421	217,7
14	62 QUONDAMCARLO Manuel	Tatuus F.4 T421	217,7
15	11 PERINO Pedro	Tatuus F.4 T421	217,3
16	44 BOHRA Nikhil	Tatuus F.4 T421	216,9
17	77 BARNARD Taylor	Tatuus F.4 T421	216,9
18	83 WEUG Maya	Tatuus F.4 T421	216,9
19	88 CAMARA Rafael	Tatuus F.4 T421	216,4
20	27 ISCHER Ethan	Tatuus F.4 T421	216,4
21	28 KLUSS Valentin	Tatuus F.4 T421	216,4
22	52 AMAND Marcus	Tatuus F.4 T421	216,4
23	9 SPINA Alfio Andrea	Tatuus F.4 T421	216,0
24	13 WHARTON James Anthony	Tatuus F.4 T421	216,0
25	8 MASCHIO Giovanni	Tatuus F.4 T421	216,0
26	72 FITZGERALD Adam	Tatuus F.4 T421	215,1
27	20 LAURSEN Conrad	Tatuus F.4 T421	215,1
28	33 BADOER Brando	Tatuus F.4 T421	214,7
29	12 ANTONELLI Kimi Andrea	Tatuus F.4 T421	214,7
30	89 DOMINGUES Ivan Franco	Tatuus F.4 T421	214,7
31	82 NETO Nelson	Tatuus F.4 T421	213,9
32	79 MARKOGIANNIS Georgios	Tatuus F.4 T421	213,4
33	96 CASTRO Jules	Tatuus F.4 T421	213,4
34	48 SPERANDIO Elia	Tatuus F.4 T421	213,0
35	29 RISHAB Anandraj Jain	Tatuus F.4 T421	213,0
36	81 MONTEIRO Nicholas	Tatuus F.4 T421	212,6
37	36 AKHMED Ismail	Tatuus F.4 T421	212,2

**SEG. 1**

1	37 SZTUKA Kacper	13.058
2	44 BOHRA Nikhil	13.142
3	15 BEDRIN Nikita	13.153
4	7 WURZ Charlie	13.157
5	78 BLOKINA Viktoria	13.159
6	11 PERINO Pedro	13.171
7	19 KARLSSON William	13.179
8	17 FITTIPALDI Emerson Jr.	13.189
9	41 RIED Jonas	13.194
10	33 BADOER Brando	13.204
11	77 BARNARD Taylor	13.227
12	28 KLUSS Valentin	13.229
13	9 SPINA Alfio Andrea	13.235
14	38 RINICELLA Valerio	13.238
15	72 FITZGERALD Adam	13.251
16	20 LAURSEN Conrad	13.252
17	18 HWARANG Kim	13.260
18	52 AMAND Marcus	13.276
19	83 WEUG Maya	13.277
20	27 ISCHER Ethan	13.277
21	88 CAMARA Rafael	13.283
22	22 DUNNE Alexander	13.293
23	34 STENSHORNE Martinus	13.333
24	29 RISHAB Anandraj Jain	13.343
25	12 ANTONELLI Kimi Andrea	13.344
26	82 NETO Nelson	13.371
27	13 WHARTON James Anthon	13.391
28	79 MARKOGIANNIS Georgi	13.391
29	48 SPERANDIO Elia	13.408
30	62 QUONDAMCARLO Man	13.408
31	96 CASTRO Jules	13.410
32	21 FRASSINETI Andrea	13.411
33	81 MONTEIRO Nicholas	13.412
34	14 LUND Frederik	13.414
35	89 DOMINGUES Ivan Franco	13.431
36	36 AKHMED Ismail	13.443
37	8 MASCHIO Giovanni	13.535

**SEG. 2**

1	12 ANTONELLI Kimi Andrea	33.016
2	88 CAMARA Rafael	33.025
3	13 WHARTON James Anthon	33.097
4	22 DUNNE Alexander	33.113
5	7 WURZ Charlie	33.161
6	52 AMAND Marcus	33.189
7	37 SZTUKA Kacper	33.196
8	15 BEDRIN Nikita	33.227
9	77 BARNARD Taylor	33.238
10	34 STENSHORNE Martinus	33.239
11	20 LAURSEN Conrad	33.326
12	11 PERINO Pedro	33.335
13	28 KLUSS Valentin	33.363
14	83 WEUG Maya	33.366
15	89 DOMINGUES Ivan Franco	33.383
16	44 BOHRA Nikhil	33.407
17	19 KARLSSON William	33.443
18	9 SPINA Alfio Andrea	33.449
19	78 BLOKINA Viktoria	33.459
20	14 LUND Frederik	33.487
21	17 FITTIPALDI Emerson Jr.	33.504
22	38 RINICELLA Valerio	33.538
23	33 BADOER Brando	33.546
24	72 FITZGERALD Adam	33.574
25	21 FRASSINETI Andrea	33.609
26	27 ISCHER Ethan	33.640
27	82 NETO Nelson	33.666
28	96 CASTRO Jules	33.672
29	48 SPERANDIO Elia	33.716
30	62 QUONDAMCARLO Man	33.739
31	29 RISHAB Anandraj Jain	33.749
32	79 MARKOGIANNIS Georgi	33.752
33	18 HWARANG Kim	33.817
34	81 MONTEIRO Nicholas	33.877
35	8 MASCHIO Giovanni	33.934
36	36 AKHMED Ismail	33.958
37	41 RIED Jonas	34.261

**SEG. 3**

1	12 ANTONELLI Kimi Andrea	28.561
2	77 BARNARD Taylor	28.596
3	88 CAMARA Rafael	28.600
4	22 DUNNE Alexander	28.604
5	13 WHARTON James Anthon	28.685
6	7 WURZ Charlie	28.709
7	52 AMAND Marcus	28.797
8	11 PERINO Pedro	28.861
9	34 STENSHORNE Martinus	28.877
10	20 LAURSEN Conrad	28.878
11	38 RINICELLA Valerio	28.904
12	33 BADOER Brando	28.917
13	28 KLUSS Valentin	28.922
14	15 BEDRIN Nikita	28.961
15	83 WEUG Maya	28.979
16	44 BOHRA Nikhil	28.979
17	96 CASTRO Jules	28.994
18	62 QUONDAMCARLO Man	29.003
19	89 DOMINGUES Ivan Franco	29.010
20	37 SZTUKA Kacper	29.056
21	14 LUND Frederik	29.057
22	17 FITTIPALDI Emerson Jr.	29.064
23	21 FRASSINETI Andrea	29.072
24	48 SPERANDIO Elia	29.073
25	27 ISCHER Ethan	29.084
26	72 FITZGERALD Adam	29.085
27	19 KARLSSON William	29.121
28	9 SPINA Alfio Andrea	29.156
29	78 BLOKINA Viktoria	29.161
30	82 NETO Nelson	29.212
31	81 MONTEIRO Nicholas	29.245
32	79 MARKOGIANNIS Georgi	29.325
33	29 RISHAB Anandraj Jain	29.328
34	41 RIED Jonas	29.340
35	8 MASCHIO Giovanni	29.360
36	36 AKHMED Ismail	29.392
37	18 HWARANG Kim	29.413

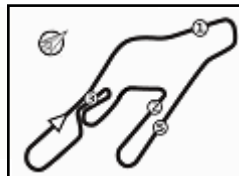
**SEG. 4**

1	12 ANTONELLI Kimi Andrea	19.993
2	88 CAMARA Rafael	20.077
3	13 WHARTON James Anthon	20.124
4	22 DUNNE Alexander	20.130
5	77 BARNARD Taylor	20.153
6	52 AMAND Marcus	20.166
7	7 WURZ Charlie	20.176
8	83 WEUG Maya	20.209
9	37 SZTUKA Kacper	20.219
10	89 DOMINGUES Ivan Franco	20.227
11	34 STENSHORNE Martinus	20.254
12	44 BOHRA Nikhil	20.287
13	20 LAURSEN Conrad	20.312
14	28 KLUSS Valentin	20.349
15	11 PERINO Pedro	20.355
16	15 BEDRIN Nikita	20.360
17	21 FRASSINETI Andrea	20.374
18	9 SPINA Alfio Andrea	20.388
19	33 BADOER Brando	20.413
20	14 LUND Frederik	20.428
21	17 FITTIPALDI Emerson Jr.	20.440
22	19 KARLSSON William	20.445
23	78 BLOKINA Viktoria	20.454
24	38 RINICELLA Valerio	20.463
25	62 QUONDAMCARLO Man	20.517
26	48 SPERANDIO Elia	20.567
27	72 FITZGERALD Adam	20.573
28	81 MONTEIRO Nicholas	20.579
29	96 CASTRO Jules	20.584
30	27 ISCHER Ethan	20.593
31	29 RISHAB Anandraj Jain	20.602
32	18 HWARANG Kim	20.603
33	82 NETO Nelson	20.620
34	79 MARKOGIANNIS Georgi	20.621
35	36 AKHMED Ismail	20.776
36	8 MASCHIO Giovanni	20.886
37	41 RIED Jonas	21.347

02/07/2022

Powered by FICR PERUGIA TIMING





Vallelunga Auto 4.085 m

## ACI Racing Weekend Vallelunga 2-3 Luglio 2022

### Italian F4 Championship - Chronological Analysis Race 1

Start at 15:13'12.218

1 / 7

7 C. WURZ (1'35.419)							
Lap	Seg.1	Seg.2	Seg.3	Seg.4	Lap Time	km/h	Local Time
1		34.318	30.708	21.138	1'49.066	216,4	15:15'01.284
2	13.210	34.005	29.379	20.656	1'37.250	211,8	15:16'38.534
3	13.226	33.466	29.384	20.793	1'36.869	215,6	15:18'15.403
4	13.360	34.402	29.130	20.351	1'37.243	207,3	15:19'52.646
5	13.194	33.644	29.376	20.819	1'37.033	214,7	15:21'29.679
6	13.218	33.419	28.881	20.344	1'35.862	215,6	15:23'05.541
7	13.358	33.449	28.714	<b>20.176</b>	1'35.697	210,5	15:24'41.238
8	13.293	33.182	29.007	20.306	1'35.788	213,4	15:26'17.026
9	13.281	33.229	28.847	20.271	1'35.628	214,7	15:27'52.654
10	<b>13.157</b>	33.301	28.745	20.226	1'35.429	213,4	15:29'28.083
11	13.353	<b>33.161</b>	<b>28.709</b>	20.196	<b>1'35.419</b>	213,9	15:31'03.502
12	13.348	33.212	30.135	23.110	1'39.805	213,9	15:32'43.307
13	21.330	1'02.833	42.822	34.713	2'41.698	98,7	15:35'25.005
14	22.810	50.772	47.037	21.239	2'21.858	117,4	15:37'46.863
15	13.163	33.869	30.006	20.425	1'37.463	<b>219,5</b>	15:39'24.326
16	13.286	33.406	29.140	20.446	1'36.278	218,2	15:41'00.604
17	13.270	34.007	29.035	20.399	1'36.711	216,9	15:42'37.315
18	13.270	33.718	29.344	20.551	1'36.883	218,6	15:44'14.198
19	13.370	33.952	29.182	20.531	1'37.035	213,4	15:45'51.233
Race Time 32'39.015							

18	13.332	34.129	29.449	20.844	1'37.754	215,1	15:44'21.018
19	13.481	33.626	29.620	21.198	1'37.925	214,7	15:45'58.943
Race Time 32'46.725							

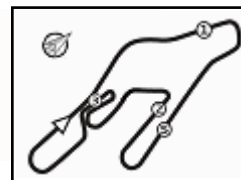
8 G. MASCHIO (1'38.123)							
Lap	Seg.1	Seg.2	Seg.3	Seg.4	Lap Time	km/h	Local Time
1		35.341	30.915	21.589	1'53.520	214,3	15:15'05.738
2	13.776	35.017	31.261	21.313	1'41.367	214,3	15:16'47.105
3	<b>13.535</b>	35.040	30.063	21.478	1'40.116	214,3	15:18'27.221
4	13.945	34.457	29.748	21.161	1'39.311	213,4	15:20'06.532
5	13.784	34.397	29.503	21.096	1'38.780	209,7	15:21'45.312
6	13.587	34.277	29.465	<b>20.886</b>	1'38.215	209,7	15:23'23.527
7	13.631	34.521	<b>29.360</b>	20.968	1'38.480	208,9	15:25'02.007
8	13.612	34.966	29.860	21.212	1'39.650	209,7	15:26'41.657
9	13.551	34.224	29.501	21.092	1'38.368	213,4	15:28'20.025
10	13.576	<b>33.934</b>	29.630	20.983	<b>1'38.123</b>	213,0	15:29'58.148
11	13.695	34.172	29.406	20.963	1'38.236	213,0	15:31'36.384
12	13.638	34.425	30.183	21.273	1'39.519	212,2	15:33'15.903
13	14.800	56.989	41.591	32.440	2'25.820	79,2	15:35'41.723
14	24.246	50.509	41.191	21.472	2'17.418	129,5	15:37'59.141
15	13.559	34.362	30.346	21.487	1'39.754	214,7	15:39'38.895
16	13.574	34.418	29.690	21.385	1'39.067	<b>216,0</b>	15:41'17.962
17	13.828	34.261	45.397	21.284	1'54.770	213,9	15:43'12.732
18	13.862	34.226	29.532	21.114	1'38.734	210,5	15:44'51.466
19	13.911	34.640	29.581	21.055	1'39.187	209,3	15:46'30.653
Race Time 33'18.435							

11 P. PERINO (1'36.014)							
Lap	Seg.1	Seg.2	Seg.3	Seg.4	Lap Time	km/h	Local Time
1		34.738	31.131	20.990	1'47.127	213,4	15:14'59.345
2	<b>13.171</b>	34.017	29.986	20.644	1'37.818	216,0	15:16'37.163
3	13.207	34.053	29.631	20.768	1'37.659	212,6	15:18'14.822
4	13.302	34.427	29.226	20.486	1'37.441	210,9	15:19'52.263
5	13.297	33.646	29.388	20.663	1'36.994	215,1	15:21'29.257
6	13.386	34.329	28.986	20.408	1'37.109	211,4	15:23'06.366
7	13.328	33.443	29.005	20.466	1'36.242	213,9	15:24'42.608
8	13.374	33.438	28.968	20.423	1'36.203	210,9	15:26'18.811
9	13.390	33.392	<b>28.861</b>	20.371	<b>1'36.014</b>	212,2	15:27'54.825
10	13.374	<b>33.335</b>	29.019	<b>20.355</b>	1'36.083	213,0	15:29'30.908
11	13.407	33.365	28.938	20.453	1'36.163	213,0	15:31'07.071
12	13.402	33.387	30.088	22.750	1'39.627	213,4	15:32'46.698
13	19.552	1'02.796	43.094	35.122	2'40.564	99,8	15:35'27.262
14	22.330	50.951	46.340	21.167	2'20.788	132,7	15:37'48.050
15	13.407	33.605	29.612	20.723	1'37.347	216,4	15:39'25.397
16	13.291	33.963	29.955	20.497	1'37.706	<b>217,3</b>	15:41'03.103
17	13.354	33.376	29.355	20.438	1'36.523	216,4	15:42'39.626
18	13.379	33.450	29.349	20.573	1'36.751	216,0	15:44'16.377
19	13.383	34.848	29.529	20.507	1'38.267	<b>217,3</b>	15:45'54.644
Race Time 32'42.426							

9 A. SPINA (1'36.534)							
Lap	Seg.1	Seg.2	Seg.3	Seg.4	Lap Time	km/h	Local Time
1		35.183	30.829	21.071	1'49.339	207,3	15:15'01.557
2	<b>13.235</b>	34.872	29.619	20.403	1'38.129	207,3	15:16'39.686
3	13.249	34.101	29.310	20.464	1'37.124	<b>216,0</b>	15:18'16.810
4	13.342	34.060	29.889	20.834	1'38.125	213,4	15:19'54.935
5	13.333	34.072	29.633	20.651	1'37.689	213,0	15:21'32.624
6	13.401	34.099	29.272	20.503	1'37.275	213,0	15:23'09.899
7	13.432	33.631	30.243	20.874	1'38.180	208,9	15:24'48.079
8	13.355	33.849	29.187	20.414	1'36.805	209,3	15:26'24.884
9	13.436	33.554	<b>29.156</b>	<b>20.388</b>	<b>1'36.534</b>	210,5	15:28'01.418
10	13.450	33.546	29.303	20.453	1'36.752	210,1	15:29'38.170
11	13.473	<b>33.449</b>	29.277	20.410	1'36.609	211,8	15:31'14.779
12	13.462	33.626	30.824	23.828	1'41.740	212,2	15:32'56.519
13	15.077	1'01.699	43.566	34.692	2'35.034	101,0	15:35'31.553
14	23.671	50.015	44.477	20.920	2'19.083	128,0	15:37'50.636
15	13.281	33.949	29.784	20.629	1'37.643	215,6	15:39'28.279
16	13.366	33.778	30.378	20.614	1'38.136	215,6	15:41'06.415
17	13.370	33.640	29.322	20.517	1'36.849	213,4	15:42'43.264

12 K. ANTONELLI (1'34.963)							
Lap	Seg.1	Seg.2	Seg.3	Seg.4	Lap Time	km/h	Local Time
1		33.467	28.844	20.189	1'41.426	209,3	15:14'53.644
2	13.455	33.348	28.887	20.275	1'35.965	210,5	15:16'29.609
3	13.419	33.447	28.722	20.161	1'35.749	209,7	15:18'05.358
4	13.406	33.256	28.679	20.124	1'35.465	210,9	15:19'40.823
5	13.401	33.205	28.705	20.099	1'35.410	209,7	15:21'16.233
6	13.382	33.180	<b>28.561</b>	20.067	1'35.190	210,1	15:22'51.423
7	13.359	33.150	28.600	20.063	1'35.172	210,1	15:24'26.595
8	13.379	33.145	28.598	20.120	1'35.242	210,1	15:26'01.837
9	13.368	33.104	28.590	20.018	1'35.080	211,4	15:27'36.917
10	<b>13.344</b>	<b>33.016</b>	28.605	20.053	1'35.018	212,2	15:29'11.935
11	<b>13.344</b>	33.031	28.595	<b>19.993</b>	<b>1'34.963</b>	<b>214,7</b>	15:30'46.898
12	13.369	33.134	28.665	24.028	1'39.196	214,3	15:32'26.094
13	30.943	1'02.217	44.456	33.308	2'50.924	120,5	15:35'17.018
14	22.753	51.942	48.704	23.391	2'26.790	143,0	15:37'43.808
15	13.587	33.327	28.816	20.074	1'35.804	213,0	15:39'19.612
16	13.486	33.091	28.683	20.112	1'35.372	214,3	15:40'54.984
17	13.489	33.202	28.650	20.036	1'35.377	214,3	15:42'30.361
18	13.509	33.114	28.668	20.247	1'35.538	214,3	15:44'05.899
19	13.535	33.172	28.736	20.297	1'35.740	213,9	15:45'41.639
Race Time 32'29.421							

13 J. WHARTON (1'35.329)							
Lap	Seg.1	Seg.2	Seg.3	Seg.4	Lap Time	km/h	Local Time
1		33.735	29.204	20.444	1'42.893	211,4	15:14'55.111
2	13.458	33.433	29.023	20.310	1'36.224	210,5	15:16'31.335
3	13.433	33.468	29.000	20.333	1'36.234	210,1	15:18'07.569
4	13.454	33.443	28.767	20.300	1'35.964	210,9	15:19'43.533
5	13.439	33.311	28.757	20.169	1'35.676	210,1	15:21'19.209
6	13.437	33.389	28.723	20.202	1'35.751	210,5	15:22'54.960
7	<b>13.391</b>	33.421	28.750	20.166	1'35.728	210,9	15:24'30.688
8	13.410	33.221	28.783	20.182	1'35.596	211,4	15:26'06.284
9	13.418	33.203	28.729	20.140	1'35.490	212,2	15:27'41.774
10	13.400	33.300	<b>28.685</b>	20.159	1'35.544	213,0	15:29'17.318
11	13.417	<b>33.097</b>	28.691	<b>20.124</b>	<b>1'35.329</b>	213,0	15:30'52.647
12	13.430	33.345	28.775	21.257	1'36.807	211,4	15:32'29.454
13	29.336	1'02.198	44.435	33.728			



Vallelunga Auto 4.085 m

## ACI Racing Weekend Vallelunga 2-3 Luglio 2022

### Italian F4 Championship - Chronological Analysis Race 1

Start at 15:13'12.218

**2 / 7**

15	13.464	33.424	29.348	20.358	1'36.594	214,7	15:39'21.434	12	13.381	34.101	30.795	24.179	1'42.456	212,2	15:32'55.843
16	13.456	33.225	28.907	20.234	1'35.822	<b>216,0</b>	15:40'57.256	13	15.127	1'01.745	43.346	35.097	2'35.315	103,3	15:35'31.158
17	13.458	33.286	28.827	20.234	1'35.805	214,7	15:42'33.061	14	22.952	50.658	44.494	21.010	2'19.114	118,2	15:37'50.272
18	13.526	33.467	29.092	20.322	1'36.407	213,4	15:44'09.468	15	13.390	33.835	29.568	20.771	1'37.564	216,0	15:39'27.836
19	13.599	33.293	28.737	20.331	1'35.960	214,7	15:45'45.428	16	13.270	33.870	29.713	20.566	1'37.419	<b>218,6</b>	15:41'05.255
Race Time 32'33.210								17	13.202	34.136	29.591	20.885	1'37.814	217,3	15:42'43.069
Race Time 32'46.896								18	13.454	33.878	29.190	20.986	1'37.508	214,3	15:44'20.577
Race Time 32'59.662								19	13.516	33.888	29.835	21.298	1'38.537	213,4	15:45'59.114

**14 F. LUND (1'36.637)**

Lap	Seg.1	Seg.2	Seg.3	Seg.4	Lap Time	km/h	Local Time
1		35.250	30.752	21.882	1'51.567	212,6	15:15'03.785
2	<b>13.414</b>	35.544	30.640	21.331	1'40.929	207,7	15:16'44.714
3	13.700	1'00.348	29.403	20.602	2'04.053	199,3	15:18'48.767
4	13.634	33.753	29.528	20.738	1'37.653	207,7	15:20'26.420
5	13.637	33.791	29.331	20.626	1'37.385	207,7	15:22'03.805
6	13.590	33.544	29.113	20.502	1'36.749	208,1	15:23'40.554
7	13.602	33.836	29.338	20.480	1'37.256	207,3	15:25'17.810
8	13.589	33.534	29.200	20.441	1'36.764	208,9	15:26'54.574
9	13.548	<b>33.487</b>	29.150	20.452	<b>1'36.637</b>	209,3	15:28'31.211
10	13.571	33.656	<b>29.057</b>	20.453	1'36.737	209,7	15:30'07.948
11	13.563	33.802	29.155	<b>20.428</b>	1'36.948	210,5	15:31'44.896
12	13.577	37.906	30.528	20.865	1'42.876	180,6	15:33'27.772
13	13.593	49.003	40.489	32.530	2'15.615	90,7	15:35'43.387
14	24.149	50.806	40.696	21.232	2'16.883	131,9	15:38'00.270
15	13.479	34.516	29.687	21.111	1'38.793	216,0	15:39'39.063
16	13.958	34.260	29.422	21.428	1'39.068	<b>218,6</b>	15:41'18.131
17	13.892	34.274	30.453	20.556	1'39.175	214,7	15:42'57.306
18	13.621	33.681	29.106	20.593	1'37.001	211,8	15:44'34.307
19	13.539	33.742	29.364	20.928	1'37.573	213,0	15:46'11.880

**18 K. HWARANG (1'37.397)**

Lap	Seg.1	Seg.2	Seg.3	Seg.4	Lap Time	km/h	Local Time
1		35.321	30.782	21.801	1'51.855	217,3	15:15'04.073
2	13.376	35.041	30.285	20.837	1'39.539	212,2	15:16'43.612
3	13.384	34.279	29.642	20.816	1'38.121	213,4	15:18'21.733
4	13.357	34.945	29.544	20.668	1'38.514	205,7	15:20'00.247
5	13.385	33.996	<b>29.413</b>	<b>20.603</b>	<b>1'37.397</b>	213,0	15:21'37.644
6	13.279	34.021	29.548	20.751	1'37.599	213,4	15:23'15.243
7	13.282	34.089	30.005	20.981	1'38.357	212,6	15:24'53.600
8	13.305	34.169	29.774	20.755	1'38.003	<b>218,6</b>	15:26'31.603
9	13.291	33.822	29.614	20.774	1'37.501	216,0	15:28'09.104
10	<b>13.260</b>	34.039	29.476	20.627	1'37.402	213,9	15:29'46.506
11	13.445	<b>33.817</b>	29.566	20.647	1'37.475	214,7	15:31'23.981
12	13.459	33.987	31.338	25.378	1'44.162	214,3	15:33'08.143
13	15.007	57.599	42.909	34.269	2'29.784	79,8	15:35'37.927
14	23.873	49.744	43.037	21.479	2'18.133	119,7	15:37'56.060
15	13.478	33.944	29.553	20.690	1'37.665	215,6	15:39'33.725
16	13.483	33.924	29.552	20.627	1'37.586	216,9	15:41'11.311
17	13.452	34.118	29.867	20.676	1'38.113	213,9	15:42'49.424
18	13.492	34.206	29.738	20.736	1'38.172	215,1	15:44'27.596
19	13.528	34.207	29.785	20.730	1'38.250	214,3	15:46'05.846

**15 N. BEDRIN (1'36.024)**

Lap	Seg.1	Seg.2	Seg.3	Seg.4	Lap Time	km/h	Local Time
1		34.480	30.597	21.726	1'51.651	212,2	15:15'03.869
2	13.488	35.380	30.411	20.765	1'40.044	204,9	15:16'43.913
3	13.159	33.734	29.615	20.560	1'37.068	212,2	15:18'20.981
4	13.233	33.682	29.172	20.580	1'36.667	216,0	15:19'57.648
5	<b>13.153</b>	33.861	29.076	20.393	1'36.483	213,4	15:21'34.131
6	13.223	33.672	29.049	20.404	1'36.348	213,0	15:23'10.479
7	13.238	33.609	29.481	20.504	1'36.832	211,8	15:24'47.311
8	13.210	33.493	<b>28.961</b>	<b>20.360</b>	1'36.024	210,9	15:26'23.335
9	13.231	33.428	29.114	20.686	1'36.459	213,0	15:27'59.794
10	13.198	33.493	29.128	20.513	1'36.332	<b>220,0</b>	15:29'36.126
11	13.276	33.381	29.031	20.553	1'36.241	214,3	15:31'12.367
12	13.242	33.903	30.655	23.845	1'41.645	213,4	15:32'54.012
13	15.466	1'02.175	43.001	35.207	2'35.849	107,9	15:35'29.861
14	23.236	50.406	45.008	20.938	2'19.588	139,4	15:37'49.449
15	13.277	33.774	29.361	20.607	1'37.019	217,3	15:39'26.468
16	13.345	<b>33.227</b>	29.749	20.718	1'37.039	217,7	15:41'03.507
17	13.278	33.505	29.261	20.533	1'36.577	216,0	15:42'40.084
18	13.352	33.374	29.247	20.709	1'36.682	215,6	15:44'16.766
19	13.324	33.562	29.312	20.433	1'36.631	214,7	15:45'53.397

**19 W. KARLSSON (1'36.764)**

Lap	Seg.1	Seg.2	Seg.3	Seg.4	Lap Time	km/h	Local Time
1		35.326	31.371	21.448	1'51.952	218,6	15:15'04.170
2	13.528	35.287	30.293	21.532	1'40.640	208,1	15:16'44.810
3	13.374	33.737	29.349	20.762	1'37.222	215,1	15:18'22.032
4	<b>13.179</b>	34.187	29.240	20.512	1'37.118	215,1	15:19'59.150
5	13.222	33.944	29.278	20.656	1'37.100	213,4	15:21'36.250
6	13.240	33.896	30.129	20.590	1'37.855	216,4	15:23'14.105
7	13.397	33.837	29.188	20.697	1'37.119	214,7	15:24'51.224
8	13.293	34.106	29.317	20.614	1'37.330	216,0	15:26'28.554
9	13.307	33.586	29.553	<b>20.445</b>	1'36.891	<b>221,3</b>	15:28'05.445
10	13.419	33.559	29.167	20.619	<b>1'36.764</b>	212,6	15:29'42.209
11	13.528	<b>33.443</b>	29.421	20.664	1'37.056	216,9	15:31'19.265
12	13.321	34.244	31.897	24.522	1'43.984	216,0	15:33'03.249
13	14.354	1'00.052	42.935	34.427	2'31.768	130,8	15:35'35.017
14	24.215	49.227	43.532	20.838	2'17.812	121,8	15:37'52.829
15	13.311	34.127	29.497	20.920	1'37.855	216,0	15:39'30.684
16	13.300	34.379	29.210	20.630	1'37.519	208,9	15:41'08.203
17	13.259	34.277	29.595	20.947	1'38.078	214,7	15:42'46.281
18	13.803	33.974	29.176	20.559	1'37.512	210,5	15:44'23.793
19	13.565	33.649	<b>29.121</b>	20.577	1'36.912	215,6	15:46'00.705

**17 E. FITTIPALDI (1'36.719)**

Lap	Seg.1	Seg.2	Seg.3	Seg.4	Lap Time	km/h	Local Time
1		34.877	30.395	21.313	1'48.166	215,6	15:15'00.384
2	13.407	34.274	29.509	20.863	1'38.053	214,7	15:16'38.437
3	13.786	33.972	29.346	20.740	1'37.844	212,6	15:18'16.281
4	13.389	34.147	30.006	20.731	1'38.273	214,7	15:19'54.554
5	13.393	33.928	29.202	20.593	1'37.116	212,6	15:21'31.670
6	13.365	33.716	29.196	20.558	1'36.835	213,0	15:23'08.505
7	13.283	33.871	29.464	<b>20.440</b>	1'37.058	213,9	15:24'45.563
8	13.350	34.093	29.074	20.522	1'37.039	211,8	15:26'22.602
9	13.342	<b>33.504</b>	29.375	20.546	1'36.767	213,9	15:27'59.369
10	<b>13.189</b>	34.129	29.303	20.678	1'37.299	216,4	15:29'36.668
11	13.371	33.649	<b>29.064</b>	20.635	<b>1'36.719</b>	212,2	15:31'13.387

**20 C. LAURSEN (1'35.888)**

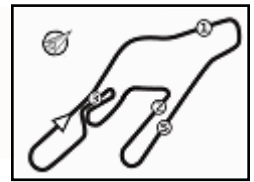
Lap	Seg.1	Seg.2	Seg.3	Seg.4	Lap Time	km/h	Local Time
1		34.267	30.310	21.025	1'45.966	210,9	15:14'58.184
2	13.435	34.185	29.339	20.558	1'37.517	211,4	15:16'35.701
3	13.386	33.569	29.214	20.448	1'36.617	212,2	15:18'12.318
4	13.475	33.625	28.911	20.314	1'36.325	210,9	15:19'48.643
5	13.355	33.517	28.957	20.340	1'36.169	210,5	15:21'24.812
6	13.285	33.684	28.990	20.334	1'36.293	211,8	15:23'01.105
7	13.348	33.394	29.069	20.417	1'36.228	212,2	15:24'37.333
8	13.292	33.518	29.045	20.386	1'36.241	<b>215,1</b>	15:26'13.574

02/07/2022 P = Pits In/Out - C = Lap Time Cancelled

Powered by FICr PERUGIA TIMING



5.5



Vallelunga Auto 4.085 m

# ACI Racing Weekend Vallelunga 2-3 Luglio 2022 Italian F4 Championship - Chronological Analysis Race 1

Start at 15:13'12.218

3 / 7

9	13.337	33.373	29.136	20.421	1'36.267	213,0	15:27'49.841	7	13.383	33.994	<b>29.084</b>	20.882	1'37.343	210,9	15:24'50.869
10	13.330	<b>33.326</b>	28.920	<b>20.312</b>	<b>1'35.888</b>	213,4	15:29'25.729	8	13.410	34.077	29.241	20.664	1'37.392	210,9	15:26'28.261
11	13.351	33.393	<b>28.878</b>	20.382	1'36.004	213,0	15:31'01.733	9	13.376	33.801	30.174	20.691	1'38.042	212,6	15:28'06.303
12	13.363	33.396	29.811	23.537	1'40.107	213,4	15:32'41.840	10	13.329	34.074	29.166	20.622	1'37.191	211,8	15:29'43.494
13	22.043	1'02.728	42.978	34.544	2'42.293	102,1	15:35'24.133	11	13.388	33.712	29.124	20.680	<b>1'36.904</b>	213,4	15:31'20.398
14	22.693	50.871	47.422	21.472	2'22.458	119,6	15:37'46.591	12	13.491	33.860	31.708	25.256	1'44.315	213,9	15:33'04.713
15	<b>13.252</b>	33.847	29.673	20.479	1'37.251	211,4	15:39'23.842	13	15.046	58.883	42.664	34.479	2'31.072	108,0	15:35'35.785
16	13.449	33.514	29.109	20.399	1'36.471	212,2	15:41'00.313	14	24.240	49.089	43.480	21.187	2'17.996	118,7	15:37'53.781
17	13.491	33.657	29.079	20.391	1'36.618	211,8	15:42'36.931	15	13.462	<b>33.640</b>	29.440	20.766	1'37.308	215,1	15:39'31.089
18	13.560	33.628	29.334	20.444	1'36.966	213,0	15:44'13.897	16	<b>13.277</b>	34.455	29.298	20.873	1'37.903	210,9	15:41'08.992
19	13.588	33.738	29.045	20.364	1'36.735	211,8	15:45'50.632	17	13.446	33.835	29.615	20.870	1'37.766	214,7	15:42'46.758
Race Time 32'38.414								18	13.532	34.139	29.472	20.801	1'37.944	<b>216,4</b>	15:44'24.702
								19	13.476	33.846	29.455	20.679	1'37.456	213,4	15:46'02.158
								Race Time 32'49.940							

### 21 A. FRASSINETI (1'36.690)

Lap	Seg.1	Seg.2	Seg.3	Seg.4	Lap Time	km/h	Local Time
1		35.755	37.806	21.955	2'01.476	209,3	15:15'13.694
2	14.503	35.255	30.268	2'02.433	3'22.459P	210,5	15:18'36.153
3	17.747	34.035	29.306	20.584	1'41.672P	210,1	15:20'17.825
4	13.628	33.790	29.087	20.437	1'36.942	210,5	15:21'54.767
5	13.564	33.680	<b>29.072</b>	<b>20.374</b>	<b>1'36.690</b>	211,4	15:23'31.457
6	13.563	35.025	29.158	20.673	1'38.419	206,1	15:25'09.876
7	13.562	33.681	29.206	20.495	1'36.944	213,0	15:26'46.820
8	13.518	33.726	29.106	20.467	1'36.817	213,4	15:28'23.637
9	13.507	33.629	29.199	20.395	1'36.730	214,3	15:30'00.367
10	13.547	<b>33.609</b>	29.239	20.572	1'36.967	214,7	15:31'37.334
11	13.512	34.908	30.281	21.138	1'39.839	216,9	15:33'17.173
12	14.829	56.443	41.402	32.634	2'25.308	83,1	15:35'42.481
13	24.036	50.584	41.037	21.336	2'16.993	127,4	15:37'59.474
14	<b>13.411</b>	34.412	30.374	21.250	1'39.447	<b>218,6</b>	15:39'38.921
15	13.917	34.839	30.227	20.940	1'39.923	216,4	15:41'18.844
16	13.726	34.366	30.514	20.602	1'39.208	213,0	15:42'58.052
17	13.539	34.002	29.520	20.595	1'37.656	214,7	15:44'35.708
18	13.577	34.025	29.324	20.630	1'37.556	214,7	15:46'13.264
Race Time 33'01.066							

### 28 V. KLUSS (1'36.175)

Lap	Seg.1	Seg.2	Seg.3	Seg.4	Lap Time	km/h	Local Time
1		34.595	30.603	21.192	1'48.289	<b>216,4</b>	15:15'00.507
2	13.356	33.784	29.541	20.795	1'37.476	211,8	15:16'37.983
3	13.314	34.405	29.374	20.669	1'37.762	212,2	15:18'15.745
4	13.250	34.527	30.006	20.456	1'38.239	213,9	15:19'53.984
5	13.342	33.566	29.291	20.434	1'36.633	210,9	15:21'30.617
6	13.242	33.906	29.198	20.527	1'36.873	214,7	15:23'07.490
7	13.326	33.602	29.063	20.480	1'36.471	211,4	15:24'43.961
8	13.354	33.548	<b>28.922</b>	20.488	1'36.312	211,4	15:26'20.273
9	13.359	33.398	29.222	20.352	1'36.331	211,4	15:27'56.604
10	13.391	33.475	28.960	<b>20.349</b>	<b>1'36.175</b>	212,6	15:29'32.779
11	13.426	<b>33.363</b>	28.981	20.421	1'36.191	212,2	15:31'08.970
12	13.409	33.811	30.065	22.753	1'40.038	211,4	15:32'49.008
13	19.090	1'02.240	42.848	35.112	2'39.290	100,4	15:35'28.298
14	22.628	50.709	46.059	21.063	2'20.459	131,5	15:37'48.757
15	13.390	34.011	29.379	20.781	1'37.561	213,0	15:39'26.318
16	13.639	33.866	29.524	20.827	1'37.856	214,3	15:41'04.174
17	<b>13.229</b>	34.023	29.926	20.703	1'37.881	215,1	15:42'42.055
18	13.475	33.653	28.994	20.543	1'36.665	213,0	15:44'18.720
19	13.404	33.654	29.253	20.581	1'36.892	213,4	15:45'55.612
Race Time 32'43.394							

### 22 A. DUNNE (1'35.363)

Lap	Seg.1	Seg.2	Seg.3	Seg.4	Lap Time	km/h	Local Time
1		34.182	29.936	20.757	1'44.605	210,5	15:14'56.823
2	13.325	33.655	29.086	20.510	1'36.576	212,6	15:16'33.399
3	13.341	33.540	28.987	20.416	1'36.284	211,8	15:18'09.683
4	13.349	33.401	28.871	20.434	1'36.055	211,8	15:19'45.738
5	13.343	33.362	28.908	20.379	1'35.992	212,2	15:21'21.730
6	13.312	33.317	28.914	20.220	1'35.763	213,0	15:22'57.493
7	13.407	33.394	<b>28.604</b>	20.143	1'35.548	209,3	15:24'33.041
8	13.385	33.280	28.735	20.183	1'35.583	210,5	15:26'08.624
9	13.386	33.141	28.756	<b>20.130</b>	1'35.413	213,0	15:27'44.037
10	13.370	33.193	28.665	20.146	1'35.374	212,2	15:29'19.411
11	13.385	<b>33.113</b>	28.721	20.144	<b>1'35.363</b>	213,4	15:30'54.774
12	13.387	33.149	29.545	22.336	1'38.417	213,4	15:32'33.191
13	26.152	1'02.561	44.383	33.472	2'46.568	116,3	15:35'19.759
14	22.482	51.428	48.642	22.845	2'25.397	133,2	15:37'45.156
15	13.359	33.389	29.434	20.500	1'36.682	216,9	15:39'21.838
16	<b>13.293</b>	33.312	29.052	20.341	1'35.998	<b>218,6</b>	15:40'57.836
17	13.355	33.273	28.934	20.248	1'35.810	216,4	15:42'33.646
18	13.424	33.388	28.866	20.564	1'36.242	216,0	15:44'09.888
19	13.407	33.491	28.912	20.329	1'36.139	216,0	15:45'46.027
Race Time 32'33.809							

### 29 A. RISHAB (1'37.463)

Lap	Seg.1	Seg.2	Seg.3	Seg.4	Lap Time	km/h	Local Time
1		35.250	30.782	21.462	1'53.671	208,9	15:15'05.889
2	14.231	35.606	30.525	21.161	1'41.523	206,5	15:16'47.412
3	<b>13.343</b>	35.015	30.122	21.408	1'39.888	208,9	15:18'27.300
4	13.722	33.956	29.593	20.757	1'38.028	207,7	15:20'05.328
5	13.529	34.047	29.573	20.904	1'38.053	207,7	15:21'43.381
6	13.486	34.100	29.473	20.701	1'37.760	208,9	15:23'21.141
7	13.484	34.135	29.804	20.821	1'38.244	208,9	15:24'59.385
8	13.665	34.368	29.451	20.748	1'38.232	206,5	15:26'37.617
9	13.598	33.935	<b>29.328</b>	<b>20.602</b>	<b>1'37.463</b>	207,3	15:28'15.080
10	13.553	33.817	29.472	20.711	1'37.553	207,3	15:29'52.633
11	13.701	<b>33.749</b>	29.519	20.608	1'37.577	210,1	15:31'30.210
12	13.651	33.881	29.631	25.348	1'42.511	210,1	15:33'12.721
13	14.510	57.209	42.045	33.226	2'26.990	78,4	15:35'39.711
14	24.378	49.708	42.067	21.182	2'17.335	131,7	15:37'57.046
15	13.593	34.330	29.681	20.688	1'38.292	211,4	15:39'35.338
16	13.542	33.889	29.615	20.699	1'37.745	<b>213,0</b>	15:41'13.083
17	13.537	34.259	29.613	20.700	1'38.109	211,4	15:42'51.192
18	13.694	34.135	29.532	20.695	1'38.056	210,1	15:44'29.248
19	13.729	34.169	29.981	20.784	1'38.663	210,1	15:46'07.911
Race Time 32'55.693							

### 27 E. ISCHER (1'36.904)

Lap	Seg.1	Seg.2	Seg.3	Seg.4	Lap Time	km/h	Local Time
1		35.110	30.767	21.865	1'51.146	214,7	15:15'03.364
2	13.461	35.233	30.160	20.731	1'39.585	206,9	15:16'42.949
3	13.307	34.127	29.267	<b>20.593</b>	1'37.294	209,3	15:18'20.243
4	13.444	34.588	29.324	20.871	1'38.227	210,9	15:19'58.470
5	13.355	34.167	29.167	20.729	1'37.418	208,9	15:21'35.888
6	13.286	33.946	29.627	20.779	1'37.638	211,4	15:23'13.526

### 33 B. BADOER (1'36.473)

Lap	Seg.1	Seg.2	Seg.3	Seg.4	Lap Time	km/h	Local Time
1		35.046	30.956	21.052	1'48.768	212,6	15:15'00.986
2	13.456	34.837	29.284	20.783	1'38.360	208,1	15:16'39.346
3	13.452	34.015	29.766	20.721	1'37.954	209,3	15:18'17.300

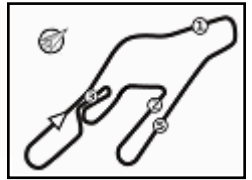
02/07/2022 P = Pits In/Out - C = Lap Time Cancelled

Powered by FICr PERUGIA TIMING





5.5



### ACI Racing Weekend Vallelunga 2-3 Luglio 2022 Italian F4 Championship - Chronological Analysis Race 1

Vallelunga Auto 4.085 m

Start at 15:13'12.218

4 / 7

Lap	Seg.1	Seg.2	Seg.3	Seg.4	Lap Time	km/h	Local Time
4	13.356	33.960	30.299	20.749	1'38.364	212,2	15:19'55.664
5	13.311	33.966	29.555	20.877	1'37.709	211,4	15:21'33.373
6	13.355	33.960	29.552	20.755	1'37.622	209,7	15:23'10.995
7	13.414	33.719	29.142	21.033	1'37.308	209,7	15:24'48.303
8	<b>13.204</b>	34.215	29.117	20.692	1'37.228	211,8	15:26'25.531
9	13.412	33.724	<b>28.917</b>	20.420	<b>1'36.473</b>	210,9	15:28'02.004
10	13.365	33.647	29.041	20.473	1'36.526	213,0	15:29'38.530
11	13.320	33.760	29.075	20.613	1'36.768	213,0	15:31'15.298
12	13.415	33.593	30.738	24.055	1'41.801	213,0	15:32'57.099
13	15.090	1'01.682	43.442	34.538	2'34.752	101,6	15:35'31.851
14	23.802	50.010	44.369	21.137	2'19.318	124,6	15:37'51.169
15	13.515	<b>33.546</b>	29.685	20.734	1'37.480	212,2	15:39'28.649
16	13.396	33.712	29.668	20.491	1'37.267	<b>214,7</b>	15:41'05.916
17	13.440	35.476	30.100	21.037	1'40.053	196,0	15:42'45.969
18	13.623	33.560	29.114	<b>20.413</b>	1'36.710	211,4	15:44'22.679
19	13.529	33.591	29.186	20.696	1'37.002	212,2	15:45'59.681
Race Time 32'47.463							

#### 34 M. STENSHORNE (1'35.781)

Lap	Seg.1	Seg.2	Seg.3	Seg.4	Lap Time	km/h	Local Time
1		33.898	29.903	21.251	1'45.853	213,0	15:14'58.071
2	13.455	33.864	29.196	20.477	1'36.992	208,1	15:16'35.063
3	13.415	33.758	29.034	20.404	1'36.611	210,1	15:18'11.674
4	13.407	33.587	28.939	20.357	1'36.290	211,8	15:19'47.964
5	13.424	33.500	28.964	20.457	1'36.345	210,5	15:21'24.309
6	13.456	33.531	<b>28.877</b>	20.348	1'36.212	209,7	15:23'00.521
7	13.407	33.660	28.948	20.276	1'36.291	210,9	15:24'36.812
8	13.382	33.525	28.953	20.316	1'36.176	212,2	15:26'12.988
9	13.351	33.443	28.902	20.328	1'36.024	213,0	15:27'49.012
10	13.375	33.411	28.890	20.278	1'35.954	213,0	15:29'24.966
11	13.411	<b>33.239</b>	<b>28.877</b>	<b>20.254</b>	<b>1'35.781</b>	213,4	15:31'00.747
12	13.428	33.524	30.139	23.342	1'40.433	212,2	15:32'41.180
13	21.835	1'02.651	43.378	34.693	2'42.557	102,7	15:35'23.737
14	22.612	50.676	47.542	21.778	2'22.608	123,9	15:37'46.345
15	13.348	34.151	30.295	20.618	1'38.412	216,4	15:39'24.757
16	<b>13.333</b>	33.438	29.317	20.355	1'36.443	216,9	15:41'01.200
17	13.363	33.622	29.219	20.452	1'36.656	<b>219,5</b>	15:42'37.856
18	13.452	33.452	29.198	20.678	1'36.780	215,6	15:44'14.636
19	13.441	33.714	29.443	20.411	1'37.009	216,9	15:45'51.645
Race Time 32'39.427							

#### 36 I. AKHMED (1'37.761)

Lap	Seg.1	Seg.2	Seg.3	Seg.4	Lap Time	km/h	Local Time
1		35.506	31.013	22.097	1'53.080	211,4	15:15'05.298
2	13.932	35.557	30.520	21.184	1'41.193	206,1	15:16'46.491
3	<b>13.443</b>	35.320	29.823	21.033	1'39.619	210,1	15:18'26.110
4	13.629	34.165	29.450	21.130	1'38.374	208,1	15:20'04.484
5	13.726	34.262	29.503	20.885	1'38.376	207,3	15:21'42.860
6	13.595	34.088	<b>29.392</b>	20.791	1'37.866	207,7	15:23'20.726
7	13.606	34.140	29.556	21.284	1'38.586	206,9	15:24'59.312
8	13.764	34.755	29.901	21.088	1'39.508	210,1	15:26'38.820
9	13.654	34.193	29.562	20.840	1'38.249	208,5	15:28'17.069
10	13.586	<b>33.958</b>	29.441	<b>20.776</b>	<b>1'37.761</b>	209,7	15:29'54.830
11	13.622	34.236	29.411	20.890	1'38.159	208,5	15:31'32.989
12	13.684	34.550	30.052	22.220	1'40.506	208,9	15:33'13.495
13	15.464	56.368	41.660	33.173	2'26.665	78,9	15:35'40.160
14	24.165	50.240	41.942	21.285	2'17.632	139,0	15:37'57.792
15	13.671	35.063	29.954	21.718	1'40.406	207,7	15:39'38.198
16	14.191	35.132	29.884	21.355	1'40.562	<b>212,2</b>	15:41'18.760
17	13.629	34.924	30.602	21.052	1'40.207	203,8	15:42'58.967
18	13.701	34.138	29.667	20.915	1'38.421	208,9	15:44'37.388
19	13.810	34.301	29.777	20.855	1'38.743	207,7	15:46'16.131
Race Time 33'03.913							

#### 37 K. SZTUKA (1'35.651)

Lap	Seg.1	Seg.2	Seg.3	Seg.4	Lap Time	km/h	Local Time
1		33.898	29.903	21.251	1'45.853	213,0	15:14'58.071

#### 38 V. RINICELLA (1'36.508)

Lap	Seg.1	Seg.2	Seg.3	Seg.4	Lap Time	km/h	Local Time
1		34.717	29.983	21.015	1'46.840	212,6	15:14'59.058
2	13.299	34.017	29.637	20.847	1'37.800	211,8	15:16'36.858
3	13.400	34.035	29.533	20.699	1'37.667	210,1	15:18'14.525
4	13.522	34.114	28.996	20.568	1'37.200	209,3	15:19'51.725
5	13.411	33.982	29.645	21.477	1'38.515	210,5	15:21'30.240
6	13.426	34.409	29.362	20.678	1'37.875	211,8	15:23'08.115
7	13.373	33.845	29.187	20.483	1'36.888	209,7	15:24'45.003
8	13.422	33.680	<b>28.904</b>	20.565	1'36.571	210,5	15:26'21.574
9	13.475	33.957	29.164	20.488	1'37.084	210,5	15:27'58.658
10	13.457	<b>33.538</b>	28.988	20.525	<b>1'36.508</b>	211,8	15:29'35.166
11	13.484	33.762	29.033	20.605	1'36.884	210,9	15:31'12.050
12	13.495	33.795	30.187	23.400	1'40.877	211,4	15:32'52.927
13	16.162	1'01.757	42.964	35.267	2'36.150	106,6	15:35'29.077
14	23.125	50.322	45.645	21.170	2'20.262	132,7	15:37'49.339
15	13.692	34.144	29.643	20.720	1'38.199	215,1	15:39'27.538
16	<b>13.238</b>	33.776	29.851	20.580	1'37.445	<b>217,7</b>	15:41'04.983
17	13.402	34.065	29.570	20.648	1'37.685	213,4	15:42'42.668
18	13.466	33.718	29.198	<b>20.463</b>	1'36.845	213,4	15:44'19.513
19	13.525	33.728	29.262	20.543	1'37.058	212,6	15:45'56.571
Race Time 32'44.353							

#### 41 J. RIED

Lap	Seg.1	Seg.2	Seg.3	Seg.4	Lap Time	km/h	Local Time
1		34.275	30.718	<b>21.347</b>	1'47.590	<b>218,6</b>	15:14'59.808
2	<b>13.194</b>	35.925	39.673	2'13.891	3'42.683P	214,7	15:18'42.491
Race Time 5'30.273							

#### 44 N. BOHRA (1'35.957)

Lap	Seg.1	Seg.2	Seg.3	Seg.4	Lap Time	km/h	Local Time
1		34.850	30.631	22.007	1'50.420	216,0	15:15'02.638
2	13.720	34.184	29.633	20.593	1'38.130	211,4	15:16'40.768
3	13.880	33.855	29.528	20.369	1'37.632	213,9	15:18'18.400
4	13.361	33.577	29.343	20.686	1'36.967	212,6	15:19'55.367
5	13.257	33.995	29.442	20.869	1'37.563	<b>216,9</b>	15:21'32.930
6	<b>13.142</b>	33.644	29.014	20.347	1'36.147	209,7	15:23'09.077
7	13.277	33.734	29.328	20.529	1'36.868	212,2	15:24'45.945
8	13.210	33.425	29.035	<b>20.287</b>	<b>1'35.957</b>	214,3	15:26'21.902
9	13.194	34.028	29.269	20.658	1'37.149	214,3	15:27'59.051
10	13.218	33.822	<b>28.979</b>	20.493	1'36.512	215,6	15:29'35.563
11	13.246	34.255	29.204	20.446	1'37.151	216,4	15:31'12.714
12	13.208	34.090	30.794	23.540	1'41.632	215,1	15:32'54.346
13	15.497	1'02.366	43.302	35.188	2'36.353	106,1	15:35'30.699
14	22.965	50.544	44.699	20.934	2'19.142	130,3	15:37'49.841

02/07/2022

P = Pits In/Out - C = Lap Time Cancelled

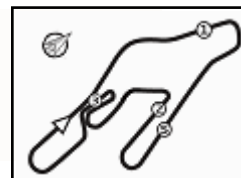
Powered by FICr PERUGIA TIMING











## ACI Racing Weekend Vallelunga 2-3 Luglio 2022

### Italian F4 Championship - Chronological Analysis Race 1

Start at 15:13'12.218

16	13.451	33.997	29.426	20.297	1'37.171	213,4	15:41'02.339
17	13.513	33.567	29.245	20.304	1'36.629	213,4	15:42'38.968
18	13.605	33.515	29.344	20.427	1'36.891	212,6	15:44'15.859
19	13.643	33.676	30.084	20.678	1'38.081	212,2	15:45'53.940

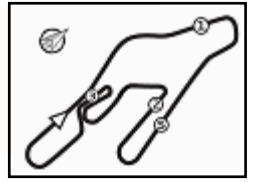
Race Time 32'41.722

**96 J. CASTRO (1'36.847)**

Lap	Seg.1	Seg.2	Seg.3	Seg.4	Lap Time	km/h	Local Time
1		34.664	30.335	21.235	1'48.647	209,7	15:15'00.865
2	13.495	35.415	29.999	20.891	1'39.800	210,9	15:16'40.665
3	13.596	34.017	29.963	20.899	1'38.475	208,5	15:18'19.140
4	13.515	33.804	29.147	20.766	1'37.232	209,3	15:19'56.372
5	13.502	34.050	29.133	20.776	1'37.461	208,1	15:21'33.833
6	13.460	34.115	29.171	20.891	1'37.637	211,8	15:23'11.470
7	13.421	33.884	29.067	20.914	1'37.286	209,3	15:24'48.756
8	<b>13.410</b>	33.942	29.285	20.655	1'37.292	210,1	15:26'26.048
9	13.428	33.857	29.155	20.645	1'37.085	212,2	15:28'03.133
10	13.520	<b>33.672</b>	29.086	<b>20.584</b>	1'36.862	210,9	15:29'39.995
11	13.550	33.718	<b>28.994</b>	20.585	<b>1'36.847</b>	210,9	15:31'16.842
12	13.566	33.844	30.040	23.698	1'41.148	211,4	15:32'57.990
13	14.923	1'01.986	43.530	34.038	2'34.477	96,0	15:35'32.467
14	24.535	49.594	43.790	21.280	2'19.199	118,0	15:37'51.666
15	13.481	34.091	29.540	20.727	1'37.839	<b>213,4</b>	15:39'29.505
16	13.531	33.703	29.257	20.853	1'37.344	<b>213,4</b>	15:41'06.849
17	13.418	34.048	29.421	20.693	1'37.580	211,4	15:42'44.429
18	13.618	33.816	29.125	20.731	1'37.290	212,2	15:44'21.719
19	13.562	33.983	29.212	20.911	1'37.668	211,8	15:45'59.387

Race Time 32'47.169

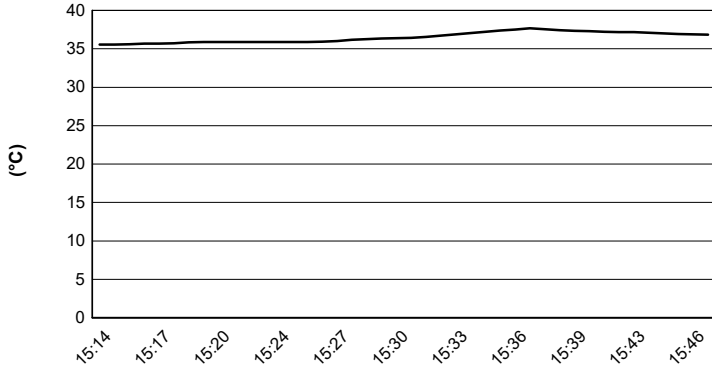




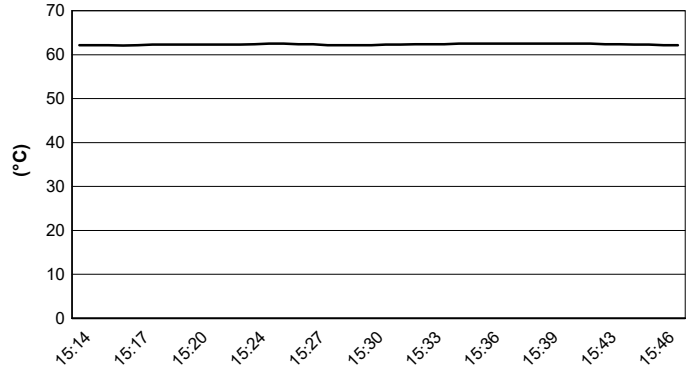
Vallelunga Auto 4.085 m

**ACI Racing Weekend Vallelunga 2-3 Luglio 2022**  
**Italian F4 Championship - Weather Report Race 1**  
 Session started 15:14 - Session ended 15:47

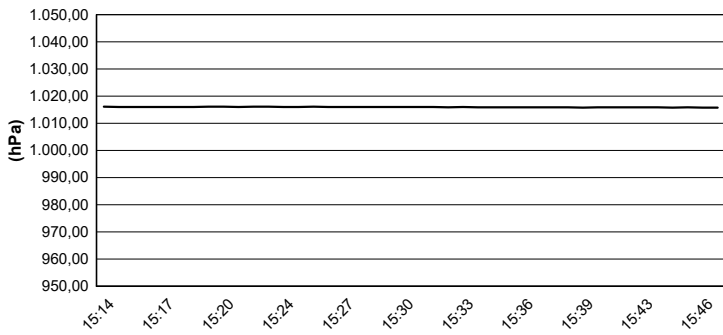
**Air Temperature**



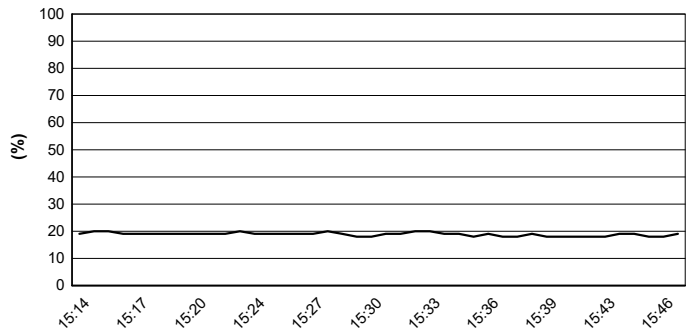
**Track Temperature**



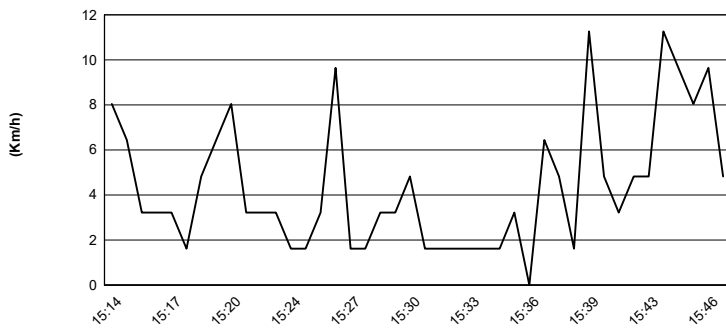
**Air Pressure**



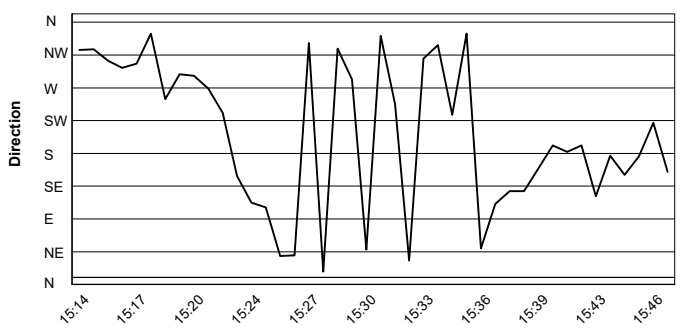
**Humidity**



**Wind Speed**

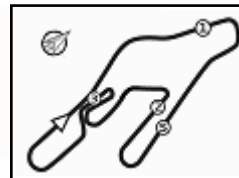


**Wind Direction**



02/07/2022





Vallelunga Auto 4.085 m

# ACI Racing Weekend Vallelunga 2-3 Luglio 2022

## Italian F4 Championship - Starting Grid Race 1 (Duration: 30' +1 Lap)

19	8	<b>MASCHIO G.</b> AS Motorsport	Tatuus 1'37.464	19	<b>KARLSSON W.</b> BVM Racing	Tatuus 1'37.446
18	36	<b>AKHMED I.</b> AKM Motorsport	Tatuus 1'37.275	29	<b>RISHAB A.</b> BWR Motorsport	Tatuus 1'37.207
17	81	<b>MONTEIRO N.</b> Cram Motorsport	Tatuus 1'37.064	82	<b>NETO N.</b> Cram Motorsport	Tatuus 1'37.034
16	18	<b>HWARANG K.</b> BVM Racing	Tatuus 1'36.820	79	<b>MARKOGIANNIS G.</b> Cram Motorsport	Tatuus 1'36.790
15	14	<b>LUND F.</b> R-ACE GP	Tatuus 1'36.530	21	<b>FRASSINETI A.</b> Cars Racing	Tatuus 1'36.508
14	27	<b>ISCHER E.</b> Jenzer Motorsport	Tatuus 1'36.438	72	<b>FITZGERALD A.</b> R-ACE GP	Tatuus 1'36.428
13	62	<b>QUONDAMCARLO M.</b> AS Motorsport	Tatuus 1'36.399	48	<b>SPERANDIO E.</b> Maffi Racing	Tatuus 1'36.243
12	96	<b>CASTRO J.</b> Van Amersfoort Racing	Tatuus 1'36.020	9	<b>SPINA A.</b> BWR Motorsport	Tatuus 1'35.875
11	28	<b>KLUSS V.</b> Jenzer Motorsport	Tatuus 1'35.796	78	<b>BLOKINA V.</b> PHM Racing	Tatuus 1'35.793
10	33	<b>BADOER B.</b> Van Amersfoort Racing	Tatuus 1'35.639	17	<b>FITTIPALDI E.</b> Van Amersfoort Racing	Tatuus 1'35.576
9	83	<b>WEUG M.</b> Iron Dames	Tatuus 1'35.509	41	<b>RIED J.</b> PHM Racing	Tatuus 1'35.496
8	89	<b>DOMINGUES I.</b> Iron Lynx	Tatuus 1'35.477	34	<b>STENSHORNE M.</b> Van Amersfoort Racing	Tatuus 1'35.406
7	38	<b>RINICELLA V.</b> AKM Motorsport	Tatuus 1'35.386	20	<b>LAURSEN C.</b> Prema Racing	Tatuus 1'35.375
6	11	<b>PERINO P.</b> US Racing	Tatuus 1'35.296	44	<b>BOHRA N.</b> US Racing	Tatuus 1'35.112
5	77	<b>BARNARD T.</b> PHM Racing	Tatuus 1'35.110	15	<b>BEDRIN N.</b> PHM Racing	Tatuus 1'35.041
4	37	<b>SZTUKA K.</b> US Racing	Tatuus 1'34.981	52	<b>AMAND M.</b> US Racing	Tatuus 1'34.866
3	22	<b>DUNNE A.</b> US Racing	Tatuus 1'34.855	13	<b>WHARTON J.</b> Prema Racing	Tatuus 1'34.851
2	7	<b>WURZ C.</b> Prema Racing	Tatuus 1'34.707	88	<b>CAMARA R.</b> Prema Racing	Tatuus 1'34.539
1	12	<b>ANTONELLI K.</b> Prema Racing	Tatuus 1'34.390			

