

Vallelunga Auto 4.085 m

ACI Racing Weekend Vallelunga 2-3 Luglio 2022

Italian F4 Championship - Result Race 3

Laps 19 = 77,615 km - Avg 147,087 km/h - Race Time 31'39.657

No.	Driver	Nat	Entrant	Team	Car	Class	Laps	Time	Gap	Rel.	Fastest Lap
1	12 ANTONELLI Kimi Andrea	ITA	Prema Racing	Prema Racing	Tatuus F.4 T421	R	19	31'39.657		16	1'35.199
2	88 CAMARA Rafael	BRA	Prema Racing	Prema Racing	Tatuus F.4 T421	R	19	31'40.864	1.207	1.207	16 1'35.302
3	7 WURZ Charlie	AUT	Prema Racing	Prema Racing	Tatuus F.4 T421	R	19	31'44.596	4.939	3.732	16 1'35.721
4	13 WHARTON James Anthony	AUS	Prema Racing	Prema Racing	Tatuus F.4 T421	R	19	31'46.639	6.982	2.043	16 1'35.696
5	77 BARNARD Taylor	GBR	PHM Racing	PHM Racing	Tatuus F.4 T421		19	31'48.008	8.351	1.369	15 1'35.880
6	37 SZTUKA Kacper	POL	US Racing	US Racing	Tatuus F.4 T421		19	31'50.256	10.599	2.248	15 1'35.872
7	44 BOHRA Nikhil	USA	US Racing	US Racing	Tatuus F.4 T421	R	19	31'51.055	11.398	0.799	15 1'36.066
8	83 WEUG Maya	NLD	Iron Dames	Iron Dames	Tatuus F.4 T421		19	31'53.192	13.535	2.137	15 1'36.306
9	34 STENSHORNE Martinus	NOR	Van Amersfoort Racing	Van Amersfoort Racing	Tatuus F.4 T421	R	19	31'55.549	15.892	2.357	16 1'36.149
10	89 DOMINGUES Ivan Franco	POR	Iron Lynx	Iron Lynx	Tatuus F.4 T421	R	19	31'57.379	17.722	1.830	15 1'36.462
11	20 LAURSEN Conrad	DEN	Prema Racing	Prema Racing	Tatuus F.4 T421		19	31'57.872	18.215	0.493	14 1'36.239
12	41 RIED Jonas	DEU	PHM Racing	PHM Racing	Tatuus F.4 T421		19	31'58.285	18.628	0.413	15 1'36.216
13	33 BADOER Brando	ITA	Van Amersfoort Racing	Van Amersfoort Racing	Tatuus F.4 T421	R	19	31'58.772	19.115	0.487	19 1'36.361
14	38 RINICELLA Valerio	ITA	AKM Motorsport	AKM Motorsport	Tatuus F.4 T421	R	19	31'59.837	20.180	1.065	17 1'36.446
15	28 KLUSS Valentin	DEU	Jenzer Motorsport	Jenzer Motorsport	Tatuus F.4 T421	R	19	32'01.448	21.791	1.611	17 1'36.565
16	19 KARLSSON William	SWE	BVM Racing	BVM Racing	Tatuus F.4 T421	R	19	32'02.924	23.267	1.476	17 1'36.778
17	78 BLOKINA Viktoria		PHM Racing	PHM Racing	Tatuus F.4 T421	R	19	32'03.694	24.037	0.770	17 1'36.776
18	14 LUND Frederik	DEN	R-ACE GP	R-ACE GP	Tatuus F.4 T421	R	19	32'06.207	26.550	2.513	16 1'37.015
19	15 BEDRIN Nikita		PHM Racing	PHM Racing	Tatuus F.4 T421		19	32'07.372	27.715	1.165	16 1'35.986
20	48 SPERANDIO Elia	CHE	Maffi Racing	Maffi Racing	Tatuus F.4 T421	R	19	32'09.843	30.186	2.471	17 1'37.053
21	29 RISHAB Anandraj Jain	SGP	BWR Motorsport	BWR Motorsport	Tatuus F.4 T421	R	19	32'11.313	31.656	1.470	16 1'37.227
22P	27 ISCHER Ethan	CHE	Jenzer Motorsport	Jenzer Motorsport	Tatuus F.4 T421	R	19	32'14.292	34.635	2.979	18 1'36.962
23	17 FITTIPALDI Emerson Jr.	BRA	Van Amersfoort Racing	Van Amersfoort Racing	Tatuus F.4 T421	R	19	32'14.647	34.990	0.355	15 1'36.928
24	21 FRASSINETI Andrea	ITA	Frassinetti Albano	Cars Racing	Tatuus F.4 T421	R	19	32'16.824	37.167	2.177	8 1'37.898
25	82 NETO Nelson	BRA	Cram Motorsport	Cram Motorsport	Tatuus F.4 T421	R	19	32'18.383	38.726	1.559	16 1'37.804
26	62 QUONDAMCARLO Manuel	ITA	AS Motorsport	AS Motorsport	Tatuus F.4 T421	R	19	32'18.476	38.819	0.093	18 1'37.116
27P	79 MARKOGIANNIS Georgios	GRE	Cram Motorsport	Cram Motorsport	Tatuus F.4 T421		19	32'18.878	39.221	0.402	18 1'37.488
28	18 HWARANG Kim	KOR	BVM Racing	BVM Racing	Tatuus F.4 T421	R	19	32'24.809	45.152	5.931	8 1'38.307
29P	96 CASTRO Jules	BEL	Van Amersfoort Racing	Van Amersfoort Racing	Tatuus F.4 T421	R	19	32'25.218	45.561	0.409	7 1'37.060
30	8 MASCHIO Giovanni	ITA	AS Motorsport	AS Motorsport	Tatuus F.4 T421	R	19	32'26.456	46.799	1.238	19 1'38.181
31	81 MONTEIRO Nicholas	BRA	Cram Motorsport	Cram Motorsport	Tatuus F.4 T421	R	16	27'27.924	3 Laps	3 Laps	14 1'38.130
32	36 AKHMED Ismail	UZB	AKM Motorsport	AKM Motorsport	Tatuus F.4 T421	R	16	27'28.492	3 Laps	0.568	14 1'38.257
33	11 PERINO Pedro	MOZ	US Racing	US Racing	Tatuus F.4 T421		14	24'00.795	5 Laps	2 Laps	7 1'36.743
----- Not Classified -----											
RET	72 FITZGERALD Adam	IRL	R-ACE GP	R-ACE GP	Tatuus F.4 T421		11	19'06.223	8 Laps		8 1'37.185
RET	52 AMAND Marcus	FRA	US Racing	US Racing	Tatuus F.4 T421		11	19'14.876	8 Laps		8 1'35.931
RET	22 DUNNE Alexander	IRL	US Racing	US Racing	Tatuus F.4 T421		10	17'21.864	9 Laps		6 1'35.870
RET	9 SPINA Alfio Andrea	ITA	BWR Motorsport	BWR Motorsport	Tatuus F.4 T421	R	7	11'35.625	12 Laps		5 1'36.977

Starting: 37 Classified: 33 Not Classified: 0 Retired: 4 Not Started: 0

Fastest Lap N. 16 No. 12 Kimi Andrea Antonelli Time 1'35.199 Avg. 154.476 Km/h

Humidity:	20%	AIR	37°C
Condition:	DRY	Track	63°C

Penalty and Infringement

16.56	79 G. MARKOGIANNIS	Time Penalty 5 sec Stewards decision n. 14
16.58	27 E. ISCHER	Time Penalty 5 sec Stewards decision n. 16
16.58	96 J. CASTRO	Time Penalty 10 sec Stewards decision n. 17

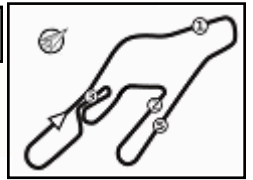
Clerk of the Course : Gianfranco Bonifacio

Race Director : Alessandro Ferrari

	Start	End
03/07/2022	14:04	14:36

Powered by FICr PERUGIA TIMING





ACI Racing Weekend Vallelunga 2-3 Luglio 2022

Italian F4 Championship - Result by Class Race 3

Rookie

Laps 19 = 77,615 km - Avg 147,087 km/h - Race Time 31'39.657

No.	Driver	Nat	Entrant	Team	Car	Laps	Time	Gap	Rel.	Fastest Lap
1	12 ANTONELLI Kimi Andrea	ITA	Prema Racing	Prema Racing	Tatuus F.4 T421	19	31'39.657		16	1'35.199
2	88 CAMARA Rafael	BRA	Prema Racing	Prema Racing	Tatuus F.4 T421	19	31'40.864	1.207	1.207	16 1'35.302
3	7 WURZ Charlie	AUT	Prema Racing	Prema Racing	Tatuus F.4 T421	19	31'44.596	4.939	3.732	16 1'35.721
4	13 WHARTON James Anthony	AUS	Prema Racing	Prema Racing	Tatuus F.4 T421	19	31'46.639	6.982	2.043	16 1'35.696
5	44 BOHRA Nikhil	USA	US Racing	US Racing	Tatuus F.4 T421	19	31'51.055	11.398	4.416	15 1'36.066
6	34 STENSHORNE Martinus	NOR	Van Amersfoort Racing	Van Amersfoort Racing	Tatuus F.4 T421	19	31'55.549	15.892	4.494	16 1'36.149
7	89 DOMINGUES Ivan Franco	POR	Iron Lynx	Iron Lynx	Tatuus F.4 T421	19	31'57.379	17.722	1.830	15 1'36.462
8	33 BADOER Brando	ITA	Van Amersfoort Racing	Van Amersfoort Racing	Tatuus F.4 T421	19	31'58.772	19.115	1.393	19 1'36.361
9	38 RINICELLA Valerio	ITA	AKM Motorsport	AKM Motorsport	Tatuus F.4 T421	19	31'59.837	20.180	1.065	17 1'36.446
10	28 KLUSS Valentin	DEU	Jenzer Motorsport	Jenzer Motorsport	Tatuus F.4 T421	19	32'01.448	21.791	1.611	17 1'36.565
11	19 KARLSSON William	SWE	BVM Racing	BVM Racing	Tatuus F.4 T421	19	32'02.924	23.267	1.476	17 1'36.778
12	78 BLOKINA Viktoria		PHM Racing	PHM Racing	Tatuus F.4 T421	19	32'03.694	24.037	0.770	17 1'36.776
13	14 LUND Frederik	DEN	R-ACE GP	R-ACE GP	Tatuus F.4 T421	19	32'06.207	26.550	2.513	16 1'37.015
14	48 SPERANDIO Elia	CHE	Maffi Racing	Maffi Racing	Tatuus F.4 T421	19	32'09.843	30.186	3.636	17 1'37.053
15	29 RISHAB Anandraj Jain	SGP	BWR Motorsport	BWR Motorsport	Tatuus F.4 T421	19	32'11.313	31.656	1.470	16 1'37.227
16P	27 ISCHER Ethan	CHE	Jenzer Motorsport	Jenzer Motorsport	Tatuus F.4 T421	19	32'14.292	34.635	2.979	18 1'36.962
17	17 FITTIPALDI Emerson Jr.	BRA	Van Amersfoort Racing	Van Amersfoort Racing	Tatuus F.4 T421	19	32'14.647	34.990	0.355	15 1'36.928
18	21 FRASSINETI Andrea	ITA	Frassinetti Albano	Cars Racing	Tatuus F.4 T421	19	32'16.824	37.167	2.177	8 1'37.898
19	82 NETO Nelson	BRA	Cram Motorsport	Cram Motorsport	Tatuus F.4 T421	19	32'18.383	38.726	1.559	16 1'37.804
20	62 QUONDAMCARLO Manuel	ITA	AS Motorsport	AS Motorsport	Tatuus F.4 T421	19	32'18.476	38.819	0.093	18 1'37.116
21	18 HWARANG Kim	KOR	BVM Racing	BVM Racing	Tatuus F.4 T421	19	32'24.809	45.152	6.333	8 1'38.307
22P	96 CASTRO Jules	BEL	Van Amersfoort Racing	Van Amersfoort Racing	Tatuus F.4 T421	19	32'25.218	45.561	0.409	7 1'37.060
23	8 MASCHIO Giovanni	ITA	AS Motorsport	AS Motorsport	Tatuus F.4 T421	19	32'26.456	46.799	1.238	19 1'38.181
24	81 MONTEIRO Nicholas	BRA	Cram Motorsport	Cram Motorsport	Tatuus F.4 T421	16	27'27.924	3 Laps	3 Laps	14 1'38.130
25	36 AKHMED Ismail	UZB	AKM Motorsport	AKM Motorsport	Tatuus F.4 T421	16	27'28.492	3 Laps	0.568	14 1'38.257
----- Not Classified -----										
RET	9 SPINA Alfio Andrea	ITA	BWR Motorsport	BWR Motorsport	Tatuus F.4 T421	7	11'35.625	12 Laps		5 1'36.977

Starting: 26 Classified: 25 Not Classified: 0 Retired: 1 Not Started: 0
 Fastest Lap N. 16 No. 12 Kimi Andrea Antonelli Time 1'35.199 Avg. 154,476 Km/h

Humidity:	20%	AIR	37°C
Condition:	DRY	Track	63°C

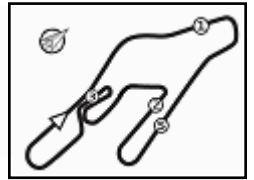
Clerk of the Course : Gianfranco Bonifacio

Race Director : Alessandro Ferrari

03/07/2022 Start 14:04 End 14:36

Powered by FICr PERUGIA TIMING





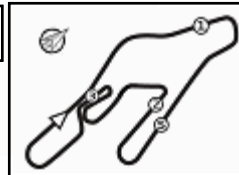
Vallelunga Auto 4.085 m

ACI Racing Weekend Vallelunga 2-3 Luglio 2022
Italian F4 Championship - Lap Chart Race 3

		Lap																		
		1	2	3	4	5	6	7	8	9	10	11	12	13	14	15	16	17	18	19
1	12	12	12	12	12	12	12	12	12	12	12	12	12	12	12	12	12	12	12	12
2	88	88	88	88	88	88	88	88	88	88	88	88	88	88	88	88	88	88	88	88
3	7	7	7	7	7	7	7	7	7	7	7	7	7	7	7	7	7	7	7	7
4	52	52	52	52	52	52	52	52	52	52	13	13	13	13	13	13	13	13	13	13
5	22	22	22	22	22	22	22	22	22	22	77	77	77	77	77	77	77	77	77	77
6	37	37	13	13	13	13	13	13	13	13	37	37	37	37	37	37	37	37	37	37
7	13	13	37	37	37	77	77	77	77	77	44	44	44	44	44	44	44	44	44	44
8	77	77	77	77	77	37	37	37	37	37	83	83	83	83	83	83	83	83	83	83
9	44	44	44	44	44	44	44	44	44	44	89	34	34	34	34	34	34	34	34	34
10	83	83	83	83	83	83	83	83	83	83	34	89	89	89	89	89	89	89	89	89
11	34	34	34	34	34	34	34	34	34	34	33	33	20	20	20	20	20	20	20	20
12	15	15	89	89	89	89	89	89	89	89	20	20	41	41	41	41	41	41	41	41
13	33	20	20	20	20	20	20	20	20	20	28	41	33	33	33	33	33	33	33	33
14	20	89	33	33	33	33	33	33	33	33	41	38	38	38	38	38	38	38	38	38
15	41	17	28	28	28	28	28	28	28	28	38	28	28	28	28	28	28	28	28	28
16	89	33	17	9	9	9	9	38	38	38	19	19	19	19	19	19	19	19	19	19
17	17	28	9	38	38	17	17	41	41	78	78	78	78	78	78	78	78	78	78	78
18	19	9	38	17	17	17	41	41	19	19	14	14	14	14	14	14	14	14	14	14
19	28	38	19	19	41	41	38	19	78	78	72	11	11	11	48	48	48	48	48	15
20	38	19	41	41	19	19	78	14	14	11	48	48	27	27	27	27	27	27	27	27
21	9	78	78	78	78	78	78	14	72	72	48	29	29	29	29	15	15	15	48	48
22	78	41	29	29	14	14	14	72	48	48	29	27	27	29	79	15	29	29	29	29
23	48	72	14	14	72	72	72	48	11	11	27	96	96	96	15	79	79	79	79	79
24	72	29	72	72	48	48	48	11	29	29	96	79	79	79	96	96	96	96	17	17
25	14	14	48	48	29	29	29	29	27	27	79	21	21	21	21	21	17	17	96	96
26	29	48	79	79	79	79	11	27	79	79	21	18	15	15	17	17	21	21	21	21
27	79	79	18	18	27	11	27	79	96	96	18	82	82	82	82	82	82	82	82	82
28	18	18	21	27	18	27	79	96	21	21	82	15	18	17	62	62	62	62	62	62
29	27	21	27	21	11	21	96	21	18	18	36	17	17	18	18	18	18	18	18	18
30	21	82	96	11	21	18	21	18	82	82	81	81	62	62	81	81	8	8	8	8
31	82	27	82	96	96	96	18	82	36	36	15	62	81	81	36	36				
32	96	11	11	82	82	82	82	36	81	81	52	36	36	36	8	8				
33	11	96	8	8	8	62	36	81	62	62	8	8	8							
34	8	8	62	62	62	8	81	62	8	15	17									
35	36	62	81	81	36	36	62	8	15	8	8									
36	62	81	36	36	81	81	8	15	17	17										
37	81	36	15	15	15	15	15													

Final Result		
1	12 ANTONELLI K.	Laps 19
2	88 CAMARA R.	1.207
3	7 WURZ C.	4.939
4	13 WHARTON J.	6.982
5	77 BARNARD T.	8.351
6	37 SZTUKA K.	10.599
7	44 BOHRA N.	11.398
8	83 WEUG M.	13.535
9	34 STENSHORNE M.	15.892
10	89 DOMINGUES I.	17.722
11	20 LAURSEN C.	18.215
12	41 RIED J.	18.628
13	33 BADOER B.	19.115
14	38 RINICELLA V.	20.180
15	28 KLUSS V.	21.791
16	19 KARLSSON W.	23.267
17	78 BLOKINA V.	24.037
18	14 LUND F.	26.550
19	15 BEDRIN N.	27.715
20	27 ISCHER E.	29.635
21	48 SPERANDIO E.	30.186
22	29 RISHAB A.	31.656
23	79 MARKOGIANNIS G.	34.221
24	17 FITTIPALDI E.	34.990
25	96 CASTRO J.	35.561
26	21 FRASSINETI A.	37.167
27	82 NETO N.	38.726
28	62 QUONDAMCARLO M.	38.819
29	18 HWARANG K.	45.152
30	8 MASCHIO G.	46.799
31	81 MONTEIRO N.	3 Laps
32	36 AKHMED I.	3 Laps
33	11 PERINO P.	5 Laps
RET	72 FITZGERALD A.	8 Laps
RET	52 AMAND M.	8 Laps
RET	22 DUNNE A.	9 Laps
RET	9 SPINA A.	12 Laps





ACI Racing Weekend Vallelunga 2-3 Luglio 2022

Italian F4 Championship - Best Sectors & Speed Race 3

RESULTS

			Laps
1	12 ANTONELLI Kimi Andrea	Tatuus F.4 T421	19
2	88 CAMARA Rafael	Tatuus F.4 T421	1,207
3	7 WURZ Charlie	Tatuus F.4 T421	4,939
4	13 WHARTON James Anthony	Tatuus F.4 T421	6,982
5	77 BARNARD Taylor	Tatuus F.4 T421	8,351
6	37 SZTUKA Kacper	Tatuus F.4 T421	10,599
7	44 BOHRA Nikhil	Tatuus F.4 T421	11,398
8	83 WEUG Maya	Tatuus F.4 T421	13,535
9	34 STENSHORNE Martinius	Tatuus F.4 T421	15,892
10	89 DOMINGUES Ivan Franco	Tatuus F.4 T421	17,722
11	20 LAURSEN Conrad	Tatuus F.4 T421	18,215
12	41 RIED Jonas	Tatuus F.4 T421	18,628
13	33 BADOER Brando	Tatuus F.4 T421	19,115
14	38 RINICELLA Valerio	Tatuus F.4 T421	20,180
15	28 KLUSS Valentin	Tatuus F.4 T421	21,791
16	19 KARLSSON William	Tatuus F.4 T421	23,267
17	78 BLOKINA Viktoria	Tatuus F.4 T421	24,037
18	14 LUND Frederik	Tatuus F.4 T421	26,550
19	15 BEDRIN Nikita	Tatuus F.4 T421	27,715
20	27 ISCHER Ethan	Tatuus F.4 T421	29,635
21	48 SPERANDIO Elia	Tatuus F.4 T421	30,186
22	29 RISHAB Anandraj Jain	Tatuus F.4 T421	31,656
23	79 MARKOGIANNIS Georgios	Tatuus F.4 T421	34,221
24	17 FITTIPALDI Emerson Jr.	Tatuus F.4 T421	34,990
25	96 CASTRO Jules	Tatuus F.4 T421	35,561
26	21 FRASSINETI Andrea	Tatuus F.4 T421	37,167
27	82 NETO Nelson	Tatuus F.4 T421	38,726
28	62 QUONDAMCARLO Manuel	Tatuus F.4 T421	38,819
29	18 HWARANG Kim	Tatuus F.4 T421	45,152
30	8 MASCHIO Giovanni	Tatuus F.4 T421	46,799
31	81 MONTEIRO Nicholas	Tatuus F.4 T421	3 Laps
32	36 AKHMED Ismail	Tatuus F.4 T421	3 Laps
33	11 PERINO Pedro	Tatuus F.4 T421	5 Laps
RET	72 FITZGERALD Adam	Tatuus F.4 T421	8 Laps
RET	52 AMAND Marcus	Tatuus F.4 T421	8 Laps
RET	22 DUNNE Alexander	Tatuus F.4 T421	9 Laps
RET	9 SPINA Alfio Andrea	Tatuus F.4 T421	12 Laps

SPEED

1	21 FRASSINETI Andrea	Tatuus F.4 T421	220,9
2	19 KARLSSON William	Tatuus F.4 T421	219,5
3	20 LAURSEN Conrad	Tatuus F.4 T421	218,6
4	89 DOMINGUES Ivan Franco	Tatuus F.4 T421	218,2
5	15 BEDRIN Nikita	Tatuus F.4 T421	218,2
6	78 BLOKINA Viktoria	Tatuus F.4 T421	218,2
7	18 HWARANG Kim	Tatuus F.4 T421	218,2
8	37 SZTUKA Kacper	Tatuus F.4 T421	217,7
9	52 AMAND Marcus	Tatuus F.4 T421	217,3
10	27 ISCHER Ethan	Tatuus F.4 T421	217,3
11	17 FITTIPALDI Emerson Jr.	Tatuus F.4 T421	216,9
12	62 QUONDAMCARLO Manuel	Tatuus F.4 T421	216,9
13	28 KLUSS Valentin	Tatuus F.4 T421	216,4
14	11 PERINO Pedro	Tatuus F.4 T421	216,4
15	41 RIED Jonas	Tatuus F.4 T421	216,0
16	77 BARNARD Taylor	Tatuus F.4 T421	215,6
17	33 BADOER Brando	Tatuus F.4 T421	215,6
18	9 SPINA Alfio Andrea	Tatuus F.4 T421	215,6
19	82 NETO Nelson	Tatuus F.4 T421	215,6
20	44 BOHRA Nikhil	Tatuus F.4 T421	215,6
21	38 RINICELLA Valerio	Tatuus F.4 T421	215,6
22	83 WEUG Maya	Tatuus F.4 T421	215,1
23	79 MARKOGIANNIS Georgios	Tatuus F.4 T421	215,1
24	34 STENSHORNE Martinius	Tatuus F.4 T421	215,1
25	13 WHARTON James Anthony	Tatuus F.4 T421	215,1
26	48 SPERANDIO Elia	Tatuus F.4 T421	214,3
27	22 DUNNE Alexander	Tatuus F.4 T421	214,3
28	29 RISHAB Anandraj Jain	Tatuus F.4 T421	214,3
29	88 CAMARA Rafael	Tatuus F.4 T421	214,3
30	7 WURZ Charlie	Tatuus F.4 T421	213,9
31	96 CASTRO Jules	Tatuus F.4 T421	213,9
32	72 FITZGERALD Adam	Tatuus F.4 T421	213,9
33	8 MASCHIO Giovanni	Tatuus F.4 T421	213,9
34	81 MONTEIRO Nicholas	Tatuus F.4 T421	213,4
35	14 LUND Frederik	Tatuus F.4 T421	213,0
36	12 ANTONELLI Kimi Andrea	Tatuus F.4 T421	212,6
37	36 AKHMED Ismail	Tatuus F.4 T421	210,9

SEG. 1

1	41 RIED Jonas	13.131
2	15 BEDRIN Nikita	13.131
3	89 DOMINGUES Ivan Franco	13.157
4	11 PERINO Pedro	13.160
5	83 WEUG Maya	13.180
6	13 WHARTON James Anthon	13.204
7	44 BOHRA Nikhil	13.212
8	20 LAURSEN Conrad	13.216
9	17 FITTIPALDI Emerson Jr.	13.220
10	19 KARLSSON William	13.248
11	38 RINICELLA Valerio	13.253
12	37 SZTUKA Kacper	13.258
13	27 ISCHER Ethan	13.268
14	78 BLOKINA Viktoria	13.278
15	33 BADOER Brando	13.281
16	9 SPINA Alfio Andrea	13.284
17	88 CAMARA Rafael	13.297
18	28 KLUSS Valentin	13.299
19	29 RISHAB Anandraj Jain	13.302
20	77 BARNARD Taylor	13.309
21	82 NETO Nelson	13.312
22	22 DUNNE Alexander	13.321
23	34 STENSHORNE Martinius	13.335
24	96 CASTRO Jules	13.339
25	12 ANTONELLI Kimi Andrea	13.345
26	72 FITZGERALD Adam	13.351
27	7 WURZ Charlie	13.354
28	52 AMAND Marcus	13.355
29	21 FRASSINETI Andrea	13.358
30	18 HWARANG Kim	13.359
31	79 MARKOGIANNIS Georgi	13.371
32	81 MONTEIRO Nicholas	13.381
33	62 QUONDAMCARLO Man	13.403
34	14 LUND Frederik	13.405
35	48 SPERANDIO Elia	13.484
36	36 AKHMED Ismail	13.485
37	8 MASCHIO Giovanni	13.566

SEG. 2

1	12 ANTONELLI Kimi Andrea	33.024
2	88 CAMARA Rafael	33.065
3	13 WHARTON James Anthon	33.159
4	7 WURZ Charlie	33.169
5	44 BOHRA Nikhil	33.230
6	77 BARNARD Taylor	33.251
7	37 SZTUKA Kacper	33.284
8	22 DUNNE Alexander	33.306
9	52 AMAND Marcus	33.312
10	34 STENSHORNE Martinius	33.323
11	15 BEDRIN Nikita	33.340
12	89 DOMINGUES Ivan Franco	33.341
13	41 RIED Jonas	33.384
14	83 WEUG Maya	33.424
15	33 BADOER Brando	33.424
16	20 LAURSEN Conrad	33.426
17	17 FITTIPALDI Emerson Jr.	33.485
18	19 KARLSSON William	33.505
19	78 BLOKINA Viktoria	33.526
20	38 RINICELLA Valerio	33.538
21	28 KLUSS Valentin	33.540
22	48 SPERANDIO Elia	33.645
23	14 LUND Frederik	33.675
24	9 SPINA Alfio Andrea	33.686
25	29 RISHAB Anandraj Jain	33.712
26	96 CASTRO Jules	33.735
27	11 PERINO Pedro	33.750
28	27 ISCHER Ethan	33.771
29	72 FITZGERALD Adam	33.785
30	79 MARKOGIANNIS Georgi	33.824
31	62 QUONDAMCARLO Man	33.831
32	21 FRASSINETI Andrea	33.862
33	82 NETO Nelson	33.922
34	81 MONTEIRO Nicholas	33.975
35	18 HWARANG Kim	34.019
36	36 AKHMED Ismail	34.036
37	8 MASCHIO Giovanni	34.088

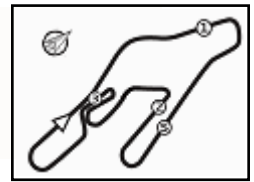
SEG. 3

1	12 ANTONELLI Kimi Andrea	28.602
2	88 CAMARA Rafael	28.632
3	52 AMAND Marcus	28.690
4	77 BARNARD Taylor	28.702
5	7 WURZ Charlie	28.739
6	15 BEDRIN Nikita	28.750
7	22 DUNNE Alexander	28.793
8	13 WHARTON James Anthon	28.836
9	44 BOHRA Nikhil	28.846
10	33 BADOER Brando	28.922
11	38 RINICELLA Valerio	28.922
12	37 SZTUKA Kacper	28.937
13	28 KLUSS Valentin	28.961
14	34 STENSHORNE Martinius	28.972
15	20 LAURSEN Conrad	29.000
16	11 PERINO Pedro	29.005
17	41 RIED Jonas	29.013
18	83 WEUG Maya	29.068
19	9 SPINA Alfio Andrea	29.090
20	96 CASTRO Jules	29.096
21	89 DOMINGUES Ivan Franco	29.096
22	72 FITZGERALD Adam	29.111
23	14 LUND Frederik	29.131
24	17 FITTIPALDI Emerson Jr.	29.134
25	48 SPERANDIO Elia	29.134
26	19 KARLSSON William	29.233
27	27 ISCHER Ethan	29.233
28	78 BLOKINA Viktoria	29.247
29	62 QUONDAMCARLO Man	29.277
30	8 MASCHIO Giovanni	29.336
31	29 RISHAB Anandraj Jain	29.358
32	36 AKHMED Ismail	29.397
33	79 MARKOGIANNIS Georgi	29.437
34	21 FRASSINETI Andrea	29.502
35	82 NETO Nelson	29.577
36	18 HWARANG Kim	29.669
37	81 MONTEIRO Nicholas	29.790

SEG. 4

1	12 ANTONELLI Kimi Andrea	20.080
2	88 CAMARA Rafael	20.154
3	13 WHARTON James Anthon	20.186
4	15 BEDRIN Nikita	20.220
5	83 WEUG Maya	20.239
6	7 WURZ Charlie	20.240
7	44 BOHRA Nikhil	20.260
8	37 SZTUKA Kacper	20.262
9	77 BARNARD Taylor	20.270
10	22 DUNNE Alexander	20.278
11	34 STENSHORNE Martinius	20.301
12	52 AMAND Marcus	20.308
13	20 LAURSEN Conrad	20.314
14	89 DOMINGUES Ivan Franco	20.316
15	33 BADOER Brando	20.357
16	38 RINICELLA Valerio	20.397
17	78 BLOKINA Viktoria	20.405
18	28 KLUSS Valentin	20.408
19	41 RIED Jonas	20.455
20	14 LUND Frederik	20.457
21	9 SPINA Alfio Andrea	20.460
22	11 PERINO Pedro	20.470
23	17 FITTIPALDI Emerson Jr.	20.476
24	27 ISCHER Ethan	20.503
25	62 QUONDAMCARLO Man	20.504
26	19 KARLSSON William	20.550
27	48 SPERANDIO Elia	20.554
28	96 CASTRO Jules	20.565
29	29 RISHAB Anandraj Jain	20.565
30	79 MARKOGIANNIS Georgi	20.577
31	82 NETO Nelson	20.604
32	72 FITZGERALD Adam	20.650
33	81 MONTEIRO Nicholas	20.734
34	8 MASCHIO Giovanni	20.751
35	21 FRASSINETI Andrea	20.799
36	18 HWARANG Kim	20.841
37	36 AKHMED Ismail	20.854





Vallelunga Auto 4.085 m

ACI Racing Weekend Vallelunga 2-3 Luglio 2022

Italian F4 Championship - Chronological Analysis Race 3

Start at 14:03'27.407

1 / 7

7 C. WURZ (1'35.721)							
Lap	Seg.1	Seg.2	Seg.3	Seg.4	Lap Time	km/h	Local Time
1		34.107	29.239	20.451	1'43.091	213,9	14:05'10.498
2	13.454	34.077	29.393	20.609	1'37.533	212,2	14:06'48.031
3	13.403	33.427	29.014	20.383	1'36.227	212,6	14:08'24.258
4	13.408	33.362	28.873	20.311	1'35.954	212,2	14:10'00.212
5	13.441	33.286	28.880	20.307	1'35.914	213,0	14:11'36.126
6	13.466	33.283	28.854	20.286	1'35.889	213,9	14:13'12.015
7	13.479	33.454	28.835	20.240	1'36.008	212,6	14:14'48.023
8	13.501	33.320	28.739	20.377	1'35.937	213,0	14:16'23.960
9	13.513	33.368	32.803	23.313	1'42.997	211,4	14:18'06.957
10	25.879	1'01.179	53.833	20.595	2'41.486	96,6	14:20'48.443
11	13.479	33.367	29.162	20.298	1'36.306	212,2	14:22'24.749
12	13.444	33.397	28.989	20.286	1'36.116	210,9	14:24'00.865
13	13.428	33.437	29.005	20.283	1'36.153	211,4	14:25'37.018
14	13.407	33.209	28.893	20.241	1'35.750	212,6	14:27'12.768
15	13.367	33.233	28.941	20.261	1'35.802	212,6	14:28'48.570
16	13.370	33.217	28.867	20.267	1'35.721	211,4	14:30'24.291
17	13.354	33.311	28.905	20.261	1'35.831	211,8	14:32'00.122
18	13.399	33.321	28.940	20.277	1'35.937	212,6	14:33'36.059
19	13.382	33.169	29.016	20.377	1'35.944	212,6	14:35'12.003
Race Time 31'44.596							

8 G. MASCHIO (1'38.181)							
Lap	Seg.1	Seg.2	Seg.3	Seg.4	Lap Time	km/h	Local Time
1		35.104	31.305	22.729	1'53.764	213,9	14:05'21.171
2	13.566	34.537	30.519	21.661	1'40.283	213,0	14:07'01.454
3	13.575	34.478	30.309	21.547	1'39.909	212,2	14:08'41.363
4	13.577	34.775	29.524	21.017	1'38.893	208,9	14:10'20.256
5	13.663	34.542	29.441	21.038	1'38.684	209,7	14:11'58.940
6	13.876	34.398	29.569	21.315	1'39.158	210,1	14:13'38.098
7	13.758	46.068	29.415	20.751	1'49.992	197,1	14:15'28.090
8	13.932	34.088	29.336	20.947	1'38.303	210,1	14:17'06.393
9	13.974	35.406	30.122	21.053	1'40.555	201,1	14:18'46.948
10	13.994	59.155	42.865	21.069	2'17.083	80,6	14:21'04.031
11	13.937	35.701	29.503	20.926	1'40.067	204,2	14:22'44.098
12	13.724	34.828	29.586	20.928	1'39.066	208,1	14:24'23.164
13	13.726	34.808	29.409	20.938	1'38.881	207,7	14:26'02.045
14	13.747	34.110	29.518	20.901	1'38.276	212,6	14:27'40.321
15	13.669	34.232	29.445	20.980	1'38.326	210,9	14:29'18.647
16	13.657	34.299	29.499	20.890	1'38.345	210,5	14:30'56.992
17	13.630	34.965	29.710	21.882	1'40.187	208,1	14:32'37.179
18	13.723	34.256	29.455	21.069	1'38.503	210,5	14:34'15.682
19	13.719	34.116	29.491	20.855	1'38.181	210,5	14:35'53.863
Race Time 32'26.456							

9 A. SPINA (1'36.977)							
Lap	Seg.1	Seg.2	Seg.3	Seg.4	Lap Time	km/h	Local Time
1		34.796	31.366	21.067	1'49.017	213,0	14:05'16.424
2	13.344	34.088	30.051	20.823	1'38.306	215,6	14:06'54.730
3	13.436	34.357	29.729	21.524	1'39.046	215,6	14:08'33.776
4	13.284	34.049	29.770	20.778	1'37.881	213,4	14:10'11.657
5	13.501	33.746	29.186	20.544	1'36.977	210,9	14:11'48.634
6	13.624	33.686	29.218	20.528	1'37.056	210,9	14:13'25.690
7	13.632	34.160	29.090	20.460	1'37.342	208,9	14:15'03.032
Race Time 11'35.625							

11 P. PERINO (1'36.743)							
Lap	Seg.1	Seg.2	Seg.3	Seg.4	Lap Time	km/h	Local Time
1		33.750	30.876	22.050	1'53.516	213,9	14:05'20.923
2	13.241	34.357	30.823	21.527	1'39.948	214,7	14:07'00.871
3	13.160	34.574	30.811	21.639	1'40.184	214,7	14:08'41.055
4	13.647	33.898	29.197	20.867	1'37.609	216,4	14:10'18.664
5	13.329	34.054	29.628	21.029	1'38.040	211,4	14:11'56.704
6	13.367	33.838	29.530	20.556	1'37.291	212,6	14:13'33.995
7	13.364	33.813	29.005	20.561	1'36.743	211,8	14:15'10.738

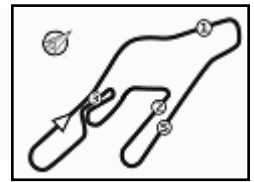
8	13.368	34.190	29.379	20.470	1'37.407	211,8	14:16'48.145
9	13.494	35.602	31.042	21.464	1'41.602	212,2	14:18'29.747
10	16.482	1'02.587	47.181	20.609	2'26.859	102,7	14:20'56.606
11	13.361	33.901	29.526	20.616	1'37.404	213,4	14:22'34.010
12	13.293	34.235	29.627	20.993	1'38.148	216,0	14:24'12.158
13	13.578	33.817	29.647	21.054	1'38.096	209,3	14:25'50.254
14	13.554	33.895	29.491	21.008	1'37.948	210,5	14:27'28.202
Race Time 24'00.795							

12 K. ANTONELLI (1'35.199)							
Lap	Seg.1	Seg.2	Seg.3	Seg.4	Lap Time	km/h	Local Time
1		33.463	28.970	20.308	1'41.709	209,3	14:05'09.116
2	13.466	33.308	28.894	20.382	1'36.050	210,5	14:06'45.166
3	13.459	33.281	28.865	20.267	1'35.872	211,8	14:08'21.038
4	13.462	33.261	28.822	20.221	1'35.766	211,4	14:09'56.804
5	13.493	33.213	28.712	20.241	1'35.659	211,8	14:11'32.463
6	13.491	33.189	28.653	20.200	1'35.533	211,4	14:13'07.996
7	13.488	33.228	28.602	20.169	1'35.487	211,8	14:14'43.483
8	13.496	33.167	28.621	20.226	1'35.510	212,6	14:16'18.993
9	13.510	33.182	35.022	23.296	1'45.010	212,2	14:18'04.003
10	27.816	1'00.588	54.447	20.465	2'43.316	101,7	14:20'47.319
11	13.576	33.316	28.900	20.223	1'36.015	211,4	14:22'23.334
12	13.523	33.232	28.820	20.168	1'35.743	210,5	14:23'59.077
13	13.466	33.250	28.728	20.141	1'35.585	210,5	14:25'34.662
14	13.415	33.119	28.702	20.142	1'35.378	211,8	14:27'10.040
15	13.392	33.110	28.723	20.186	1'35.411	212,6	14:28'45.451
16	13.392	33.056	28.660	20.091	1'35.199	212,2	14:30'20.650
17	13.347	33.172	28.661	20.080	1'35.260	211,8	14:31'55.910
18	13.345	33.024	28.753	20.461	1'35.583	212,2	14:33'31.493
19	13.370	33.041	28.803	20.357	1'35.571	212,6	14:35'07.064
Race Time 31'39.657							

13 J. WHARTON (1'35.696)							
Lap	Seg.1	Seg.2	Seg.3	Seg.4	Lap Time	km/h	Local Time
1		34.496	30.210	21.005	1'45.450	210,1	14:05'12.857
2	13.385	33.412	29.430	20.580	1'36.807	213,9	14:06'49.664
3	13.204	33.678	29.261	20.427	1'36.570	214,7	14:08'26.234
4	13.415	33.415	29.017	20.401	1'36.248	213,9	14:10'02.482
5	13.415	33.394	28.936	20.324	1'36.069	213,4	14:11'38.551
6	13.451	33.427	28.945	20.206	1'36.029	214,7	14:13'14.580
7	13.439	33.386	28.965	20.228	1'36.018	214,7	14:14'50.598
8	13.429	33.333	28.903	20.261	1'35.926	215,1	14:16'26.524
9	13.424	33.435	34.146	23.084	1'44.089	214,7	14:18'10.613
10	24.277	1'01.677	52.511	20.711	2'39.176	107,9	14:20'49.789
11	13.474	33.879	29.272	20.285	1'36.910	209,7	14:22'26.699
12	13.515	33.449	28.988	20.245	1'36.197	210,5	14:24'02.896
13	13.481	33.393	28.882	20.186	1'35.942	210,9	14:25'38.838
14	13.424	33.237	29.002	20.193	1'35.856	213,9	14:27'14.694
15	13.376	33.282	29.052	20.250	1'35.960	213,4	14:28'50.654
16	13.398	33.267	28.836	20.195	1'35.696	212,6	14:30'26.350
17	13.356	33.284	28.882	20.207	1'35.729	212,6	14:32'02.079
18	13.397	33.281	29.112	20.268	1'36.058	212,6	14:33'38.137
19	13.382	33.159	29.001	20.367	1'35.909	213,4	14:35'14.046
Race Time 31'46.639							

14 F. LUND (1'37.015)							
Lap	Seg.1	Seg.2	Seg.3	Seg.4	Lap Time	km/h	Local Time
1		35.257	31.469	21.505	1'51.146	204,5	14:05'18.553
2	13.449	34.836	29.983	21.286	1'39.554	211,4	14:06'58.107
3	13.464	34.287	29.757	21.096	1'38.604	212,2	14:08'36.711
4	13.529	34.165	29.348	20.794	1'37.836	210,9	14:10'14.547
5	13.420	34.094	29.201	20.658	1'37.373	209,3	14:11'51.920
6	13.520	34.031	29.131	20.748	1'37.430	210,5	14:13'29.350
7	13.542	33.844	29.307	20.788	1'37.481	210,5	14:15'06.831
8	13.615	33.752	29.146	20.823	1'37.336	210,1	14:16'44.167
9	13.551	35.978	31.024	22.004	1'42.557	211,4	14:18'26.724

03/07/2022 P = Pits In/Out - C = Lap Time Cancelled



Vallelunga Auto 4.085 m

ACI Racing Weekend Vallelunga 2-3 Luglio 2022

Italian F4 Championship - Chronological Analysis Race 3

Start at 14:03'27.407

2 / 7

10	17.560	1'02.079	47.968	20.781	2'28.388	97,1	14:20'55.112	7	13.374	34.586	30.392	21.081	1'39.433	212,6	14:15'15.472
11	13.524	33.804	29.900	20.932	1'38.160	211,4	14:22'33.272	8	13.410	34.256	29.669	20.972	1'38.307	216,0	14:16'53.779
12	13.455	33.861	30.077	20.835	1'38.228	213,0	14:24'11.500	9	13.490	36.356	32.726	21.919	1'44.491	191,2	14:18'38.270
13	13.405	33.979	29.820	21.047	1'38.251	211,4	14:25'49.751	10	14.199	1'01.866	44.778	20.841	2'21.684	115,1	14:20'59.954
14	13.564	33.870	29.471	20.600	1'37.505	210,5	14:27'27.256	11	13.474	34.019	29.989	20.985	1'38.467	212,6	14:22'38.421
15	13.427	33.724	29.524	20.692	1'37.367	210,9	14:29'04.623	12	13.420	34.267	30.279	21.119	1'39.085	216,9	14:24'17.506
16	13.473	33.675	29.410	20.457	1'37.015	210,1	14:30'41.638	13	13.470	34.884	30.951	21.015	1'40.320	213,0	14:25'57.826
17	13.448	33.765	29.372	20.549	1'37.134	209,7	14:32'18.772	14	13.359	34.929	30.072	20.898	1'39.258	215,6	14:27'37.084
18	13.494	33.684	29.480	20.543	1'37.201	210,5	14:33'55.973	15	13.428	34.108	30.149	21.247	1'38.932	215,1	14:29'16.016
19	13.512	34.091	29.449	20.589	1'37.641	209,3	14:35'33.614	16	13.399	34.341	30.162	20.968	1'38.870	214,3	14:30'54.886
Race Time 32'06.207								17	13.452	34.404	30.474	20.907	1'39.237	213,0	14:32'34.123
Race Time 32'24.809								18	13.497	34.263	30.094	20.920	1'38.774	212,6	14:34'12.897
Race Time 32'24.809								19	13.520	34.332	30.409	21.058	1'39.319	213,0	14:35'52.216

15 N. BEDRIN (1'35.986)

Lap	Seg.1	Seg.2	Seg.3	Seg.4	Lap Time	km/h	Local Time
1		34.519	30.797	21.095	1'46.952	215,6	14:05'14.359
2	13.246	33.940	29.952	21.451	1'38.589	218,2	14:06'52.948
3	13.222	36.455	30.488	57.063	2'17.228P	199,3	14:09'10.176
4	17.027	33.849	28.920	20.449	1'40.245P	208,9	14:10'50.421
5	13.574	33.526	28.750	20.289	1'36.139	210,9	14:12'26.560
6	13.600	33.569	28.791	20.308	1'36.268	210,9	14:14'02.828
7	13.557	33.685	28.763	20.291	1'36.296	211,4	14:15'39.124
8	13.605	33.487	28.889	20.408	1'36.389	211,4	14:17'15.513
9	13.586	33.899	29.552	20.724	1'37.761	210,5	14:18'53.274
10	13.575	54.186	42.203	20.783	2'10.747	93,4	14:21'04.021
11	13.633	33.517	29.979	21.131	1'38.260	214,3	14:22'42.281
12	13.736	34.112	29.072	20.308	1'37.228	213,0	14:24'19.509
13	13.437	33.471	29.615	20.375	1'36.898	212,2	14:25'56.407
14	13.423	33.346	28.971	20.563	1'36.303	213,9	14:27'32.710
15	13.338	33.611	29.374	21.139	1'37.462	214,7	14:29'10.172
16	13.195	33.547	28.916	20.328	1'35.986	212,2	14:30'46.158
17	13.255	33.599	29.087	20.220	1'36.161	215,6	14:32'22.319
18	13.343	33.340	29.011	20.409	1'36.103	213,4	14:33'58.422
19	13.131	33.501	29.418	20.307	1'36.357	214,7	14:35'34.779
Race Time 32'07.372							

19 W. KARLSSON (1'36.778)

Lap	Seg.1	Seg.2	Seg.3	Seg.4	Lap Time	km/h	Local Time
1		34.262	30.812	21.647	1'48.655	215,6	14:05'16.062
2	13.526	34.560	30.787	20.871	1'39.744	219,1	14:06'55.806
3	13.336	34.166	29.949	21.478	1'38.929	219,5	14:08'34.735
4	13.451	33.677	30.035	20.889	1'38.052	216,9	14:10'12.787
5	13.290	33.933	30.111	20.764	1'38.098	218,6	14:11'50.885
6	13.485	33.597	29.320	20.589	1'36.991	215,6	14:13'27.876
7	13.415	33.505	29.438	20.880	1'37.238	218,2	14:15'05.114
8	13.307	33.964	29.386	20.753	1'37.410	218,2	14:16'42.524
9	13.310	36.439	30.752	21.962	1'42.463	213,0	14:18'24.987
10	18.060	1'01.767	48.586	20.720	2'29.133	103,3	14:20'54.120
11	13.464	33.821	29.927	21.279	1'38.491	216,9	14:22'32.611
12	13.390	33.874	30.063	20.886	1'38.213	218,2	14:24'10.824
13	13.437	33.704	29.814	20.694	1'37.649	216,0	14:25'48.473
14	13.248	34.057	29.497	20.639	1'37.441	217,3	14:27'25.914
15	13.370	33.717	29.345	20.615	1'37.047	216,4	14:29'02.961
16	13.393	33.513	29.359	20.550	1'36.815	216,0	14:30'39.776
17	13.368	33.600	29.233	20.577	1'36.778	215,6	14:32'16.554
18	13.407	33.517	29.370	20.614	1'36.908	215,1	14:33'53.462
19	13.430	33.529	29.330	20.580	1'36.869	215,1	14:35'30.331
Race Time 32'02.924							

17 E. FITTIPALDI (1'36.928)

Lap	Seg.1	Seg.2	Seg.3	Seg.4	Lap Time	km/h	Local Time
1		34.587	31.148	21.344	1'48.208	214,3	14:05'15.615
2	13.220	34.204	29.723	20.921	1'38.068	215,6	14:06'53.683
3	13.286	34.524	30.570	21.550	1'39.930	211,4	14:08'33.613
4	13.401	34.453	30.118	20.830	1'38.802	213,9	14:10'12.415
5	13.422	33.880	29.134	20.609	1'37.045	215,6	14:11'49.460
6	13.385	33.888	29.192	20.542	1'37.007	215,6	14:13'26.467
7	13.396	33.824	29.373	20.531	1'37.124	216,9	14:15'03.591
8	13.448	33.618	29.902	21.306	1'38.274	214,7	14:16'41.865
9	13.658	36.076	30.683	58.421	2'18.838P	208,5	14:19'00.703
10	17.232	43.606	42.345	20.733	2'03.916P	113,6	14:21'04.619
11	13.448	33.950	29.573	21.252	1'38.223	212,2	14:22'42.842
12	13.335	34.496	29.302	20.803	1'37.936	213,0	14:24'20.778
13	13.514	33.598	29.295	20.764	1'37.171	210,9	14:25'57.949
14	13.339	34.043	29.366	20.691	1'37.439	213,0	14:27'35.388
15	13.256	33.982	29.214	20.476	1'36.928	213,4	14:29'12.316
16	13.411	33.485	29.274	20.955	1'37.125	211,8	14:30'49.441
17	13.594	34.039	29.190	20.511	1'37.334	211,8	14:32'26.775
18	13.230	34.123	29.987	20.845	1'38.185	210,5	14:34'04.960
19	13.387	33.790	29.230	20.687	1'37.094	210,5	14:35'42.054
Race Time 32'14.647							

20 C. LAURSEN (1'36.239)

Lap	Seg.1	Seg.2	Seg.3	Seg.4	Lap Time	km/h	Local Time
1		34.646	30.863	21.290	1'47.439	215,6	14:05'14.846
2	13.530	33.733	29.610	21.322	1'38.195	210,1	14:06'53.041
3	13.216	34.960	29.793	20.614	1'38.583	204,9	14:08'31.624
4	13.389	33.622	29.275	20.538	1'36.824	215,1	14:10'08.448
5	13.370	33.596	29.221	20.584	1'36.771	211,4	14:11'45.219
6	13.420	33.624	29.249	20.550	1'36.843	214,3	14:13'22.062
7	13.421	33.524	29.250	20.345	1'36.540	212,6	14:14'58.602
8	13.410	33.626	29.088	20.455	1'36.579	214,3	14:16'35.181
9	13.361	34.953	33.639	22.924	1'44.877	210,9	14:18'20.058
10	20.287	1'00.876	50.040	20.865	2'32.068	110,7	14:20'52.126
11	13.299	34.528	30.245	20.624	1'38.696	218,6	14:22'30.822
12	13.326	34.223	29.955	20.720	1'38.224	214,7	14:24'09.046
13	13.299	34.112	29.342	20.376	1'37.129	206,1	14:25'46.175
14	13.448	33.426	29.000	20.365	1'36.239	213,4	14:27'22.414
15	13.349	33.617	29.274	20.356	1'36.596	212,6	14:28'59.010
16	13.385	33.531	29.236	20.314	1'36.466	213,0	14:30'35.476
17	13.318	33.518	29.193	20.350	1'36.379	213,4	14:32'11.855
18	13.295	33.806	29.353	20.422	1'36.876	216,0	14:33'48.731
19	13.335	33.477	29.240	20.496	1'36.548	212,6	14:35'25.279
Race Time 31'57.872							

18 K. HWARANG (1'38.307)

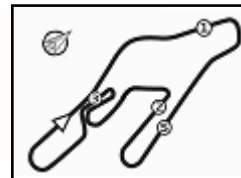
Lap	Seg.1	Seg.2	Seg.3	Seg.4	Lap Time	km/h	Local Time
1		35.115	31.620	21.493	1'52.064	217,3	14:05'19.471
2	13.385	34.706	30.508	21.138	1'39.737	217,7	14:06'59.208
3	13.411	34.796	30.197	20.861	1'39.265	218,2	14:08'38.473
4	13.362	34.236	30.279	20.951	1'38.828	218,2	14:10'17.301
5	13.444	34.235	30.332	21.215	1'39.226	214,3	14:11'56.527
6	13.427	34.671	30.401	21.013	1'39.512	215,6	14:13'36.039

21 A. FRASSINETI (1'37.898)

Lap	Seg.1	Seg.2	Seg.3	Seg.4	Lap Time	km/h	Local Time
1		34.662	31.041	24.170	1'52.540	216,0	14:05'19.947
2	13.417	34.361	30.756	21.268	1'39.802	220,9	14:06'59.749
3	13.465	34.518	30.105	21.159	1'39.247	216,4	14:08'38.996

03/07/2022

P = Pits In/Out - C = Lap Time Cancelled



Vallelunga Auto 4.085 m

ACI Racing Weekend Vallelunga 2-3 Luglio 2022

Italian F4 Championship - Chronological Analysis Race 3

Start at 14:03'27.407

3 / 7

4	13.738	34.416	30.230	21.012	1'39.396	213,9	14:10'18.392	10	19.470	1'01.047	49.272	20.956	2'30.745	113,0	14:20'52.789
5	13.488	34.519	29.871	21.176	1'39.054	215,1	14:11'57.446	11	13.662	33.890	30.430	20.754	1'38.736	210,9	14:22'31.525
6	13.463	34.101	29.705	20.804	1'38.073	215,6	14:13'35.519	12	13.449	34.395	30.216	20.644	1'38.704	208,1	14:24'10.229
7	13.443	35.248	29.941	20.895	1'39.527	210,9	14:15'15.046	13	13.425	33.921	29.766	20.830	1'37.942	211,8	14:25'48.171
8	13.573	33.892	29.538	20.895	1'37.898	214,3	14:16'52.944	14	13.430	33.851	29.259	20.536	1'37.076	211,4	14:27'25.247
9	13.528	34.683	33.815	21.847	1'43.873	213,4	14:18'36.817	15	13.413	33.597	29.229	20.558	1'36.797	210,9	14:29'02.044
10	14.098	1'02.567	44.821	20.922	2'22.408	119,5	14:20'59.225	16	13.421	33.661	29.202	20.408	1'36.692	211,4	14:30'38.736
11	13.456	33.870	29.881	21.304	1'38.511	217,3	14:22'37.736	17	13.384	33.659	29.033	20.489	1'36.565	210,5	14:32'15.301
12	13.578	34.464	29.864	20.973	1'38.879	217,7	14:24'16.615	18	13.396	33.551	29.413	20.555	1'36.915	211,8	14:33'52.216
13	13.402	34.073	29.502	21.045	1'38.022	214,7	14:25'54.637	19	13.448	33.540	29.138	20.513	1'36.639	210,5	14:35'28.855
14	13.447	34.136	29.575	20.799	1'37.957	212,2	14:27'32.594								Race Time 32'01.448
15	13.373	34.251	29.639	21.178	1'38.441	216,4	14:29'11.035								
16	13.358	34.065	29.841	21.063	1'38.327	215,1	14:30'49.362								
17	13.520	34.376	29.905	20.805	1'38.606	213,0	14:32'27.968								
18	13.436	33.862	29.797	21.018	1'38.113	215,1	14:34'06.081								
19	13.433	33.917	29.964	20.836	1'38.150	213,4	14:35'44.231								

Race Time 32'16.824

22 A. DUNNE (1'35.870)

Lap	Seg.1	Seg.2	Seg.3	Seg.4	Lap Time	km/h	Local Time
1		34.421	29.371	20.706	1'44.153	213,4	14:05'11.560
2	13.427	33.561	29.426	20.928	1'37.342	210,5	14:06'48.902
3	13.346	33.575	29.078	20.511	1'36.510	212,6	14:08'25.412
4	13.383	33.518	28.916	20.362	1'36.179	212,6	14:10'01.591
5	13.380	33.357	28.888	20.351	1'35.976	213,0	14:11'37.567
6	13.455	33.344	28.793	20.278	1'35.870	213,4	14:13'13.437
7	13.364	33.441	28.932	20.388	1'36.125	214,3	14:14'49.562
8	13.481	33.341	28.847	20.368	1'36.037	213,9	14:16'25.599
9	13.448	33.306	32.783	23.551	1'43.088	213,4	14:18'08.687
10	25.241	1'01.706	52.959	20.678	2'40.584	110,0	14:20'49.271

Race Time 17'21.864

27 E. ISCHER (1'36.962)

Lap	Seg.1	Seg.2	Seg.3	Seg.4	Lap Time	km/h	Local Time
1		35.389	30.702	23.644	1'52.250	210,1	14:05'19.657
2	13.443	34.743	31.292	21.471	1'40.949	217,3	14:07'00.606
3	13.268	34.539	29.985	20.798	1'38.590	215,6	14:08'39.196
4	13.372	33.949	30.334	20.923	1'38.578	213,9	14:10'17.774
5	13.371	34.165	29.888	20.884	1'38.308	214,3	14:11'56.082
6	13.440	33.894	30.286	20.966	1'38.586	215,1	14:13'34.668
7	13.402	33.870	29.514	20.619	1'37.405	214,7	14:15'12.073
8	13.539	33.869	29.400	20.617	1'37.425	213,0	14:16'49.498
9	13.394	36.303	33.800	21.648	1'45.145	213,9	14:18'34.643
10	14.285	1'01.548	46.440	20.772	2'23.045	105,4	14:20'57.688
11	13.410	34.005	30.163	21.692	1'39.270	214,7	14:22'36.958
12	13.563	33.997	29.444	20.572	1'37.576	210,5	14:24'14.534
13	13.426	33.841	29.569	20.593	1'37.429	210,9	14:25'51.963
14	13.337	34.197	29.561	20.705	1'37.800	214,7	14:27'29.763
15	13.408	33.771	29.418	20.537	1'37.134	213,4	14:29'06.897
16	13.346	33.901	29.492	20.610	1'37.349	213,4	14:30'44.246
17	13.334	33.777	29.433	20.503	1'37.047	213,0	14:32'21.293
18	13.371	33.836	29.233	20.522	1'36.962	213,9	14:33'58.255
19	13.524	34.115	30.043	20.762	1'38.444	211,8	14:35'36.699

Race Time 32'09.292 + 5.000Pen

28 V. KLUSS (1'36.565)

Lap	Seg.1	Seg.2	Seg.3	Seg.4	Lap Time	km/h	Local Time
1		34.327	31.273	21.505	1'48.799	216,4	14:05'16.206
2	13.299	34.117	30.138	20.832	1'38.386	213,4	14:06'54.592
3	13.459	34.340	29.722	21.291	1'38.812	212,6	14:08'33.404
4	13.534	34.139	29.653	20.642	1'37.968	210,1	14:10'11.372
5	13.535	33.600	29.051	20.615	1'36.801	210,9	14:11'48.173
6	13.572	33.742	28.994	20.504	1'36.812	210,5	14:13'24.985
7	13.526	33.677	29.075	20.602	1'36.880	210,5	14:15'01.865
8	13.565	33.700	28.961	20.539	1'36.765	211,4	14:16'38.630
9	13.549	33.659	33.633	22.573	1'43.414	210,9	14:18'22.044

Race Time 31'58.772

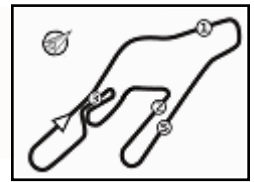
34 M. STENSHORNE (1'36.149)

Lap	Seg.1	Seg.2	Seg.3	Seg.4	Lap Time	km/h	Local Time
1		34.691	30.821	20.925	1'46.608	213,9	14:05'14.015
2	13.335	34.166	29.869	21.222	1'38.592	215,1	14:06'52.607
3	13.473	34.145	29.299	20.598	1'37.515	210,9	14:08'30.122
4	13.559	33.696	29.247	20.416	1'36.918	212,6	14:10'07.040
5	13.537	33.557	29.130	20.485	1'36.709	212,2	14:11'43.749
6	13.604	33.607	28.972	20.514	1'36.697	213,0	14:13'20.446

03/07/2022

P = Pits In/Out - C = Lap Time Cancelled





Vallelunga Auto 4.085 m

ACI Racing Weekend Vallelunga 2-3 Luglio 2022

Italian F4 Championship - Chronological Analysis Race 3

Start at 14:03'27.407

4 / 7

7	13.551	33.602	29.106	20.433	1'36.692	213,0	14:14'57.138	7	13.416	34.600	29.638	21.109	1'38.763	211,4	14:15'04.728
8	13.539	33.578	29.182	20.396	1'36.695	212,6	14:16'33.833	8	13.488	33.555	29.310	20.623	1'36.976	214,7	14:16'41.704
9	13.540	33.557	34.756	23.302	1'45.155	212,6	14:18'18.988	9	13.659	33.659	31.180	22.373	1'40.871	208,9	14:18'22.575
10	19.964	1'00.497	51.227	20.814	2'32.502	110,5	14:20'51.490	10	19.328	1'01.305	49.204	20.496	2'30.333	115,9	14:20'52.908
11	13.336	34.692	29.798	20.919	1'38.745	215,1	14:22'30.235	11	13.566	34.527	30.199	21.014	1'39.306	214,7	14:22'32.214
12	13.441	34.024	29.620	20.451	1'37.536	213,0	14:24'07.771	12	13.400	33.739	29.799	20.537	1'37.475	211,8	14:24'09.689
13	13.508	33.522	29.207	20.372	1'36.609	211,4	14:25'44.380	13	13.314	34.146	29.867	20.561	1'37.888	213,0	14:25'47.577
14	13.457	33.467	29.286	20.341	1'36.551	212,2	14:27'20.931	14	13.400	33.697	29.241	20.476	1'36.814	213,9	14:27'24.391
15	13.414	33.323	29.186	20.324	1'36.247	212,2	14:28'57.178	15	13.348	33.620	29.136	20.420	1'36.524	213,9	14:29'00.915
16	13.434	33.360	29.054	20.301	1'36.149	212,6	14:30'33.327	16	13.352	33.595	29.197	20.575	1'36.719	212,6	14:30'37.634
17	13.364	33.419	29.092	20.319	1'36.194	211,8	14:32'09.521	17	13.407	33.718	28.922	20.399	1'36.446	211,8	14:32'14.080
18	13.412	33.648	29.180	20.559	1'36.799	211,8	14:33'46.320	18	13.389	33.620	29.228	20.415	1'36.652	212,6	14:33'50.732
19	13.444	33.383	29.178	20.631	1'36.636	213,4	14:35'22.956	19	13.429	33.538	29.116	20.429	1'36.512	212,2	14:35'27.244

Race Time 31'55.549

Race Time 31'59.837

36 I. AKHMED (1'38.257)								41 J. RIED (1'36.216)							
Lap	Seg.1	Seg.2	Seg.3	Seg.4	Lap Time	km/h	Local Time	Lap	Seg.1	Seg.2	Seg.3	Seg.4	Lap Time	km/h	Local Time
1		35.598	31.620	22.187	1'53.928	210,1	14:05'21.335	1		34.631	30.796	21.370	1'47.781	214,3	14:05'15.188
2	13.676	34.760	31.335	21.337	1'41.108	210,9	14:07'02.443	2	13.395	36.963	29.947	20.970	1'41.275	213,9	14:06'56.463
3	13.485	34.717	30.646	21.218	1'40.066	208,9	14:08'42.509	3	13.131	34.373	29.755	21.210	1'38.469	212,2	14:08'34.932
4	13.577	34.625	30.125	21.128	1'39.455	210,1	14:10'21.964	4	13.376	33.814	30.050	20.955	1'38.195	214,7	14:10'13.127
5	13.625	34.342	29.539	20.918	1'38.424	207,3	14:12'00.388	5	13.257	33.821	29.369	20.556	1'37.003	216,0	14:11'50.130
6	13.693	34.134	29.777	20.941	1'38.545	210,1	14:13'38.933	6	13.395	33.626	29.276	20.641	1'36.938	213,4	14:13'27.068
7	13.565	35.393	29.536	20.854	1'39.348	204,2	14:15'18.281	7	13.307	33.895	29.355	20.745	1'37.302	216,0	14:15'04.370
8	13.796	34.429	29.539	20.941	1'38.705	206,1	14:16'56.986	8	13.447	33.456	30.082	20.700	1'37.685	213,9	14:16'42.055
9	13.772	36.141	31.572	22.193	1'43.678	206,1	14:18'40.664	9	13.554	34.366	31.007	22.154	1'41.081	207,7	14:18'23.136
10	14.531	1'00.912	44.685	21.144	2'21.272	110,9	14:21'01.936	10	19.397	1'01.449	48.968	20.570	2'30.384	106,7	14:20'53.520
11	13.788	34.826	30.253	21.062	1'39.929	203,8	14:22'41.865	11	13.375	33.767	30.333	20.768	1'38.243	216,0	14:22'31.763
12	13.770	35.032	30.759	20.992	1'40.553	205,7	14:24'22.418	12	13.285	34.059	29.644	20.664	1'37.652	210,5	14:24'09.415
13	13.651	34.418	29.397	20.981	1'38.447	207,7	14:26'00.865	13	13.269	33.971	29.624	20.499	1'37.363	210,9	14:25'46.778
14	13.595	34.086	29.612	20.964	1'38.257	210,5	14:27'39.122	14	13.364	33.475	29.222	20.459	1'36.520	215,1	14:27'23.298
15	13.552	34.036	29.715	21.062	1'38.365	209,7	14:29'17.487	15	13.323	33.384	29.013	20.496	1'36.216	215,1	14:28'59.514
16	13.583	34.159	29.720	20.950	1'38.412	208,5	14:30'55.899	16	13.234	33.469	29.358	20.503	1'36.564	216,0	14:30'36.078
Race Time 27'28.492								17	13.263	33.552	29.093	20.455	1'36.363	213,4	14:32'12.441
Race Time 27'28.492								18	13.293	33.450	29.530	20.586	1'36.859	213,0	14:33'49.300
Race Time 27'28.492								19	13.257	33.440	29.184	20.511	1'36.392	214,3	14:35'25.692
Race Time 27'28.492								Race Time 31'58.285							

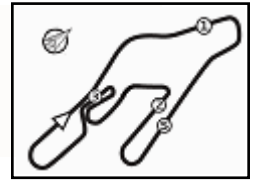
37 K. SZTUKA (1'35.872)								44 N. BOHRA (1'36.066)							
Lap	Seg.1	Seg.2	Seg.3	Seg.4	Lap Time	km/h	Local Time	Lap	Seg.1	Seg.2	Seg.3	Seg.4	Lap Time	km/h	Local Time
1		34.641	29.985	20.711	1'44.859	209,3	14:05'12.266	1		34.660	30.142	21.129	1'45.973	210,1	14:05'13.380
2	13.375	33.656	29.346	20.786	1'37.163	213,4	14:06'49.429	2	13.212	34.027	29.214	20.843	1'37.296	213,4	14:06'50.676
3	13.303	33.486	29.790	20.737	1'37.316	216,4	14:08'26.745	3	13.393	33.621	29.202	20.564	1'36.780	213,9	14:08'27.456
4	13.305	33.461	29.092	20.478	1'36.336	215,1	14:10'03.081	4	13.312	33.676	29.065	20.541	1'36.594	214,7	14:10'04.050
5	13.324	33.492	29.417	20.949	1'37.182	214,7	14:11'40.263	5	13.383	33.431	29.034	20.856	1'36.704	213,0	14:11'40.754
6	13.645	33.847	29.135	20.454	1'37.081	216,0	14:13'17.344	6	13.455	33.869	29.292	20.533	1'37.149	213,9	14:13'17.903
7	13.388	33.499	28.985	20.337	1'36.209	214,7	14:14'53.553	7	13.405	33.504	28.973	20.468	1'36.350	214,3	14:14'54.253
8	13.419	33.369	28.967	20.346	1'36.101	214,7	14:16'29.654	8	13.446	33.359	28.846	20.418	1'36.069	213,0	14:16'30.322
9	13.441	33.665	34.143	23.969	1'45.218	213,4	14:18'14.872	9	13.412	33.628	34.082	23.776	1'44.898	213,9	14:18'15.220
10	21.799	1'01.029	51.920	20.815	2'35.563	118,8	14:20'50.435	10	21.760	1'01.304	51.841	20.662	2'35.567	128,1	14:20'50.787
11	13.258	34.007	29.636	20.410	1'37.311	217,7	14:22'27.746	11	13.367	33.831	29.837	20.533	1'37.568	215,6	14:22'28.355
12	13.347	33.604	29.210	20.450	1'36.611	214,7	14:24'04.357	12	13.435	33.469	29.143	20.400	1'36.447	211,8	14:24'04.802
13	13.395	33.560	29.066	20.302	1'36.323	211,4	14:25'40.680	13	13.366	33.482	29.227	20.430	1'36.505	213,0	14:25'41.307
14	13.369	33.426	29.066	20.319	1'36.180	213,0	14:27'16.860	14	13.386	33.288	29.086	20.406	1'36.166	213,4	14:27'17.473
15	13.341	33.284	28.985	20.262	1'35.872	213,9	14:28'52.732	15	13.335	33.309	29.095	20.327	1'36.066	213,9	14:28'53.539
16	13.331	33.393	29.042	20.270	1'36.036	213,4	14:30'28.768	16	13.353	33.409	29.125	20.413	1'36.300	212,6	14:30'29.839
17	13.313	33.424	28.937	20.275	1'35.949	213,0	14:32'04.717	17	13.362	33.494	29.204	20.260	1'36.320	211,8	14:32'06.159
18	13.336	33.397	29.147	20.382	1'36.262	212,6	14:33'40.979	18	13.346	33.346	29.143	20.396	1'36.231	212,2	14:33'42.390
19	13.358	33.432	29.521	20.373	1'36.684	212,6	14:35'17.663	19	13.380	33.230	29.082	20.380	1'36.072	212,2	14:35'18.462
Race Time 31'50.256								Race Time 31'51.055							

38 V. RINICELLA (1'36.446)								48 E. SPERANDIO (1'37.053)							
Lap	Seg.1	Seg.2	Seg.3	Seg.4	Lap Time	km/h	Local Time	Lap	Seg.1	Seg.2	Seg.3	Seg.4	Lap Time	km/h	Local Time
1		34.826	30.553	21.434	1'48.916	213,4	14:05'16.323	1		34.760	31.187	21.846	1'50.770	208,9	14:05'18.177
2	13.382	34.659	29.906	20.771	1'38.718	211,8	14:06'55.041	2	13.662	34.864	30.482	21.337	1'40.345	206,5	14:06'58.522
3	13.253	34.624	30.014	21.096	1'38.987	215,6	14:08'34.028	3	13.551	34.647	29.644	21.202	1'39.044	210,5	14:08'37.566
4	13.290	33.998	29.917	20.707	1'37.912	215,6	14:10'11.940								
5	13.316	34.047	29.165	20.557	1'37.085	214,3	14:11'49.025								
6	13.408	33.895	29.240	20.397	1'36.940	213,9	14:13'25.965								

03/07/2022

P = Pits In/Out - C = Lap Time Cancelled





ACI Racing Weekend Vallelunga 2-3 Luglio 2022

Italian F4 Championship - Chronological Analysis Race 3

Vallelunga Auto 4.085 m

Start at 14:03'27.407

5 / 7

Lap	Seg.1	Seg.2	Seg.3	Seg.4	Lap Time	km/h	Local Time
4	13.646	34.311	29.698	20.926	1'38.581	214,3	14:10'16.147
5	13.576	33.992	29.489	20.803	1'37.860	208,9	14:11'54.007
6	13.710	34.049	29.276	20.784	1'37.819	208,9	14:13'31.826
7	13.634	33.958	29.152	20.771	1'37.515	209,3	14:15'09.341
8	13.694	33.863	29.150	20.797	1'37.504	208,9	14:16'46.845
9	13.693	36.080	30.990	21.608	1'42.371	203,8	14:18'29.216
10	16.459	1'02.209	47.330	20.991	2'26.989	104,8	14:20'56.205
11	13.656	34.172	29.780	20.923	1'38.531	207,3	14:22'34.736
12	13.598	33.897	29.589	20.997	1'38.081	208,5	14:24'12.817
13	13.596	33.980	29.387	20.981	1'37.944	209,7	14:25'50.761
14	13.498	34.084	29.389	20.921	1'37.892	210,5	14:27'28.653
15	13.484	34.069	29.337	20.732	1'37.622	210,9	14:29'06.275
16	13.578	33.783	29.182	20.699	1'37.242	208,9	14:30'43.517
17	13.559	33.798	29.142	20.554	1'37.053	208,1	14:32'20.570
18	13.595	33.738	29.134	20.603	1'37.070	209,3	14:33'57.640
19	13.576	33.645	30.983	21.406	1'39.610	210,1	14:35'37.250
Race Time 32'09.843							

52 M. AMAND (1'35.931)							
Lap	Seg.1	Seg.2	Seg.3	Seg.4	Lap Time	km/h	Local Time
1		34.279	29.231	20.621	1'43.583	213,4	14:05'10.990
2	13.355	33.713	29.594	20.802	1'37.464	217,3	14:06'48.454
3	13.364	33.488	28.962	20.564	1'36.378	214,7	14:08'24.832
4	13.371	33.449	28.874	20.424	1'36.118	213,0	14:10'00.950
5	13.396	33.346	28.814	20.400	1'35.956	213,0	14:11'36.906
6	13.493	33.449	28.739	20.389	1'36.070	213,0	14:13'12.976
7	13.452	33.523	28.690	20.308	1'35.973	212,6	14:14'48.949
8	13.464	33.340	28.777	20.350	1'35.931	213,4	14:16'24.880
9	13.456	33.312	32.850	23.525	1'43.143	213,9	14:18'08.023
10	25.322	1'01.587	53.345	20.698	2'40.952	100,8	14:20'48.975
11	13.525	35.003	31.237	33.543	1'53.308	209,3	14:22'42.283
Race Time 19'14.876							

62 M. QUONDAMCARLO (1'37.116)							
Lap	Seg.1	Seg.2	Seg.3	Seg.4	Lap Time	km/h	Local Time
1		35.237	31.797	21.877	1'54.198	213,0	14:05'21.605
2	13.540	34.607	30.323	21.699	1'40.169	214,7	14:07'01.774
3	13.427	34.886	30.121	21.278	1'39.712	207,3	14:08'41.486
4	13.786	34.735	29.863	20.706	1'39.090	214,7	14:10'20.576
5	13.406	34.692	29.649	20.827	1'38.574	215,6	14:11'59.150
6	13.848	34.362	29.923	20.803	1'38.936	216,9	14:13'38.086
7	13.767	36.574	29.881	21.002	1'41.224	205,3	14:15'19.310
8	13.489	34.145	30.303	20.703	1'38.640	215,1	14:16'57.950
9	13.448	36.569	32.142	22.338	1'44.497	204,9	14:18'42.447
10	14.766	1'00.836	44.128	21.112	2'20.842	100,7	14:21'03.289
11	13.618	34.106	30.308	21.352	1'39.384	211,8	14:22'42.673
12	13.765	34.533	30.038	20.749	1'39.085	214,3	14:24'21.758
13	13.553	33.953	29.673	20.504	1'37.683	212,6	14:25'59.441
14	13.552	33.859	29.802	20.649	1'37.862	213,4	14:27'37.303
15	13.403	34.254	29.673	20.722	1'38.052	215,6	14:29'15.355
16	13.561	33.967	29.364	20.607	1'37.499	213,4	14:30'52.854
17	13.506	34.093	29.423	20.573	1'37.595	212,2	14:32'30.449
18	13.503	33.831	29.277	20.505	1'37.116	213,0	14:34'07.565
19	13.466	33.879	29.834	21.139	1'38.318	214,7	14:35'45.883
Race Time 32'18.476							

72 A. FITZGERALD (1'37.185)							
Lap	Seg.1	Seg.2	Seg.3	Seg.4	Lap Time	km/h	Local Time
1		35.052	31.222	21.474	1'50.854	213,9	14:05'18.261
2	13.590	34.402	29.478	21.961	1'39.431	208,9	14:06'57.692
3	14.026	34.613	29.501	21.131	1'39.271	213,0	14:08'36.963
4	13.357	35.039	29.428	20.714	1'38.538	211,8	14:10'15.501
5	13.495	33.927	29.393	20.684	1'37.499	210,5	14:11'53.000
6	13.567	33.835	29.186	20.736	1'37.324	210,9	14:13'30.324
7	13.534	33.864	29.111	20.678	1'37.187	210,5	14:15'07.511
8	13.508	33.785	29.177	20.715	1'37.185	212,2	14:16'44.696

77 T. BARNARD (1'35.880)							
Lap	Seg.1	Seg.2	Seg.3	Seg.4	Lap Time	km/h	Local Time
1		34.501	30.083	21.240	1'45.831	213,9	14:05'13.238
2	13.309	33.528	29.206	20.784	1'36.827	214,7	14:06'50.065
3	13.311	33.655	29.141	20.915	1'37.022	214,3	14:08'27.087
4	13.327	33.548	29.045	20.528	1'36.448	213,4	14:10'03.535
5	13.316	33.251	29.348	20.944	1'36.859	214,7	14:11'40.394
6	13.461	33.579	28.804	20.308	1'36.152	210,9	14:13'16.546
7	13.491	33.393	28.702	20.363	1'35.949	211,8	14:14'52.495
8	13.512	33.366	28.771	20.305	1'35.954	212,2	14:16'28.449
9	13.502	33.519	34.140	23.796	1'44.957	210,9	14:18'13.406
10	22.268	1'01.465	52.220	20.782	2'36.735	111,9	14:20'50.141
11	13.410	34.064	29.311	20.383	1'37.168	215,6	14:22'27.309
12	13.409	33.431	28.974	20.380	1'36.194	212,2	14:24'03.503
13	13.402	33.437	28.882	20.323	1'36.044	211,4	14:25'39.547
14	13.363	33.338	28.779	20.427	1'35.907	212,6	14:27'15.454
15	13.337	33.323	28.814	20.406	1'35.880	213,9	14:28'51.334
16	13.351	33.346	28.843	20.364	1'35.904	212,6	14:30'27.238
17	13.337	33.477	28.807	20.270	1'35.891	211,4	14:32'03.129
18	13.360	33.319	28.873	20.408	1'35.960	212,6	14:33'39.089
19	13.348	33.297	29.041	20.640	1'36.326	213,4	14:35'15.415
Race Time 31'48.008							

78 V. BLOKINA (1'36.776)							
Lap	Seg.1	Seg.2	Seg.3	Seg.4	Lap Time	km/h	Local Time
1		34.739	31.096	21.356	1'49.595	209,7	14:05'17.002
2	13.384	34.322	30.516	21.004	1'39.226	218,2	14:06'56.228
3	13.302	34.198	30.132	21.384	1'39.016	215,1	14:08'51.244
4	13.278	34.028	29.793	21.136	1'38.235	216,4	14:10'13.479
5	13.336	33.859	29.905	20.850	1'37.950	212,6	14:11'51.429
6	13.424	33.670	29.258	20.609	1'36.961	213,0	14:13'28.390
7	13.346	33.951	29.305	20.656	1'37.258	210,9	14:15'05.648
8	13.404	33.814	29.423	20.831	1'37.472	213,9	14:16'43.120
9	13.383	36.225	30.972	21.975	1'42.555	210,1	14:18'25.675
10	17.788	1'01.995	48.291	20.899	2'28.973	98,7	14:20'54.648
11	13.464	33.800	29.865	21.114	1'38.243	213,9	14:22'32.891
12	13.385	34.027	29.944	20.889	1'38.245	213,0	14:24'11.136
13	13.358	33.959	29.709	20.770	1'37.796	213,0	14:25'48.932
14	13.344	33.936	29.661	20.694	1'37.635	214,3	14:27'26.567
15	13.347	33.721	29.373	20.588	1'37.029	213,9	14:29'03.596
16	13.325	33.687	29.440	20.522	1'36.974	213,0	14:30'40.570
17	13.363	33.761	29.247	20.405	1'36.776	212,6	14:32'17.346
18	13.359	33.622	29.412	20.574	1'36.967	213,0	14:33'54.313
19	13.377	33.526	29.277	20.608	1'36.788	213,0	14:35'31.101
Race Time 32'03.694							

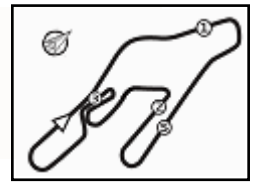
79 G. MARKOGIANNIS (1'37.488)							
Lap	Seg.1	Seg.2	Seg.3	Seg.4	Lap Time	km/h	Local Time
1		36.077	31.253	21.493	1'51.892	215,1	14:05'19.299
2	13.467	34.621	29.975	21.285	1'39.348	211,8	14:06'58.647
3	13.912	34.471	29.954	20.848	1'39.185	213,0	14:08'37.832
4	13.421	34.559	29.812	20.919	1'38.711	213,4	14:10'16.543
5	13.379	34.204	29.681	21.614	1'38.878	212,2	14:11'55.421
6	13.482	34.258	29.677	20.905	1'38.322	211,4	14:13'33.743
7	13.554	34.311	30.461	20.681	1'39.007	212,6	14:15'12.750
8	13.527	33.902	29.437	20.805	1'37.671	211,8	14:16'50.421
9	13.525	35.549	33.989	21.695	1'44.758	211,4	14:18'35.179
10	14.389	1'01.672	46.137	20.772	2'22.970	104,0	14:20'58.149
11	13.465	33.997	30.332	21.685	1'39.479	212,2	14:22'37.628
12	13.649	34.218	29.720	20.945	1'38.532	209,7	14:24'16.160
13	13.530	33.871	29.578	20.577	1'37.556	210,5	14:25'53.716

03/07/2022

P = Pits In/Out - C = Lap Time Cancelled

Powered by FICr PERUGIA TIMING





Vallelunga Auto 4.085 m

ACI Racing Weekend Vallelunga 2-3 Luglio 2022

Italian F4 Championship - Chronological Analysis Race 3

Start at 14:03'27.407

6 / 7

14	13.486	33.890	29.660	20.692	1'37.728	211,8	14:27'31.444	14	13.529	33.477	29.077	20.298	1'36.381	211,8	14:27'18.571
15	13.371	34.181	29.838	20.938	1'38.328	209,7	14:29'09.772	15	13.480	33.460	29.091	20.275	1'36.306	210,5	14:28'54.877
16	13.463	34.173	29.864	20.727	1'38.227	213,4	14:30'47.999	16	13.502	33.479	29.215	20.289	1'36.485	210,9	14:30'31.362
17	13.471	33.937	30.043	20.809	1'38.260	209,7	14:32'26.259	17	13.464	33.589	29.118	20.239	1'36.410	209,7	14:32'07.772
18	13.530	33.889	29.485	20.584	1'37.488	209,7	14:34'03.747	18	13.504	33.432	29.214	20.310	1'36.460	210,5	14:33'44.232
19	13.509	33.824	29.575	20.630	1'37.538	210,1	14:35'41.285	19	13.499	33.424	29.136	20.308	1'36.367	210,5	14:35'20.599
Race Time 32'13.878 + 5.000Pen															

81 N. MONTEIRO (1'38.130)								88 R. CAMARA (1'35.302)							
Lap	Seg.1	Seg.2	Seg.3	Seg.4	Lap Time	km/h	Local Time	Lap	Seg.1	Seg.2	Seg.3	Seg.4	Lap Time	km/h	Local Time
1		35.713	33.069	22.026	1'54.494	213,4	14:05'21.901	1		33.831	29.018	20.769	1'42.791	210,1	14:05'10.198
2	13.471	34.681	30.527	21.503	1'40.182	213,0	14:07'02.083	2	13.719	33.575	28.974	20.483	1'36.751	211,4	14:06'46.949
3	13.381	34.958	30.274	21.131	1'39.744	207,3	14:08'41.827	3	13.392	33.373	28.841	20.342	1'35.948	212,6	14:08'22.897
4	13.535	35.077	29.960	20.852	1'39.424	210,9	14:10'21.251	4	13.414	33.301	28.793	20.385	1'35.893	213,0	14:09'58.790
5	13.506	35.500	29.840	20.906	1'39.752	210,9	14:12'01.003	5	13.443	33.258	28.858	20.213	1'35.772	213,4	14:11'34.562
6	13.542	34.448	29.790	20.914	1'38.694	209,3	14:13'39.697	6	13.462	33.217	28.658	20.224	1'35.561	213,4	14:13'10.123
7	13.515	35.020	29.931	20.832	1'39.298	207,3	14:15'18.995	7	13.460	33.187	28.694	20.171	1'35.512	213,0	14:14'45.635
8	13.612	34.231	29.962	20.837	1'38.642	211,4	14:16'57.637	8	13.451	33.181	28.632	20.220	1'35.484	212,6	14:16'21.119
9	13.578	36.103	31.799	21.792	1'43.272	197,8	14:18'40.909	9	13.469	33.181	33.484	23.154	1'43.288	213,9	14:18'04.407
10	14.728	1'01.224	44.674	20.808	2'21.434	108,9	14:21'02.343	10	27.874	1'00.754	54.334	20.564	2'43.526	97,9	14:20'47.933
11	13.496	34.522	30.593	21.258	1'39.869	204,9	14:22'42.212	11	13.501	33.375	28.932	20.227	1'36.035	211,8	14:22'23.968
12	13.647	34.238	30.204	20.928	1'39.017	210,1	14:24'21.229	12	13.388	33.247	28.929	20.258	1'35.822	212,6	14:23'59.790
13	13.511	34.049	30.601	20.951	1'39.112	208,9	14:26'00.341	13	13.377	33.241	28.877	20.200	1'35.695	213,4	14:25'35.485
14	13.568	33.975	29.853	20.734	1'38.130	211,4	14:27'38.471	14	13.342	33.116	28.876	20.164	1'35.498	213,0	14:27'10.983
15	13.483	34.057	30.024	20.779	1'38.343	212,2	14:29'16.814	15	13.305	33.185	28.860	20.180	1'35.530	214,3	14:28'46.513
16	13.489	34.154	29.974	20.900	1'38.517	211,4	14:30'55.331	16	13.316	33.065	28.767	20.154	1'35.302	213,9	14:30'21.815
Race Time 27'27.924															
17								17	13.297	33.176	28.810	20.162	1'35.445	212,2	14:31'57.260
18								18	13.327	33.175	28.830	20.183	1'35.515	213,0	14:33'32.775
19								19	13.320	33.106	28.823	20.247	1'35.496	213,9	14:35'08.271
Race Time 31'40.864															

82 N. NETO (1'37.804)								89 I. DOMINGUES (1'36.462)							
Lap	Seg.1	Seg.2	Seg.3	Seg.4	Lap Time	km/h	Local Time	Lap	Seg.1	Seg.2	Seg.3	Seg.4	Lap Time	km/h	Local Time
1		35.237	31.480	21.912	1'52.903	213,4	14:05'20.310	1		34.399	30.832	21.429	1'47.994	218,2	14:05'15.401
2	13.330	34.775	30.613	21.262	1'39.980	215,6	14:07'00.290	2	13.263	34.174	29.550	20.822	1'37.809	211,8	14:06'53.210
3	13.433	34.584	31.058	21.599	1'40.674	212,2	14:08'40.964	3	13.157	34.766	29.454	20.541	1'37.918	206,1	14:08'31.128
4	13.565	34.532	29.634	21.032	1'38.763	211,8	14:10'19.727	4	13.513	33.634	29.163	20.474	1'36.784	212,2	14:10'07.912
5	13.573	34.271	29.712	20.900	1'38.456	210,9	14:11'58.183	5	13.507	33.487	29.322	20.538	1'36.854	212,2	14:11'44.766
6	13.510	34.446	29.797	21.251	1'39.004	213,4	14:13'37.187	6	13.575	33.549	29.158	20.362	1'36.644	212,2	14:13'21.410
7	13.608	34.151	29.837	21.398	1'38.994	213,0	14:15'16.181	7	13.517	33.594	29.142	20.415	1'36.668	213,0	14:14'58.078
8	13.542	33.922	29.879	21.043	1'38.386	211,4	14:16'54.567	8	13.527	33.479	29.096	20.562	1'36.664	213,0	14:16'34.742
9	13.572	37.547	32.290	21.618	1'45.027	160,2	14:18'39.594	9	13.538	33.561	34.720	23.066	1'44.885	213,0	14:18'19.627
10	13.743	1'02.199	44.666	20.936	2'21.544	113,1	14:21'01.138	10	20.162	1'00.772	50.506	20.797	2'32.237	109,3	14:20'51.864
11	13.640	34.007	29.781	20.788	1'38.216	209,7	14:22'39.354	11	13.421	33.976	29.652	21.109	1'38.158	217,7	14:22'30.022
12	13.542	34.139	29.923	20.807	1'38.411	208,9	14:24'17.765	12	13.573	34.197	30.019	20.478	1'38.267	207,3	14:24'08.289
13	13.312	34.913	30.338	20.851	1'39.414	206,1	14:25'57.179	13	13.467	33.551	29.327	20.549	1'36.894	212,2	14:25'45.183
14	13.564	34.009	29.686	20.604	1'37.863	211,8	14:27'35.042	14	13.462	33.471	29.265	20.473	1'36.671	213,0	14:27'21.854
15	13.478	34.158	29.899	20.774	1'38.309	210,5	14:29'13.351	15	13.452	33.493	29.201	20.316	1'36.462	212,6	14:28'58.316
16	13.476	34.027	29.577	20.724	1'37.804	209,7	14:30'51.155	16	13.467	33.469	29.194	20.424	1'36.554	211,4	14:30'34.870
17	13.460	34.119	29.652	20.730	1'37.961	211,8	14:32'29.116	17	13.451	33.481	29.297	20.332	1'36.561	210,9	14:32'11.431
18	13.531	33.962	29.647	20.678	1'37.818	211,4	14:34'06.934	18	13.485	33.674	29.141	20.425	1'36.725	210,9	14:33'48.156
19	13.450	34.012	30.178	21.216	1'38.856	210,9	14:35'45.790	19	13.496	33.341	29.303	20.490	1'36.630	212,2	14:35'24.786
Race Time 32'18.383															
Race Time 31'57.379															

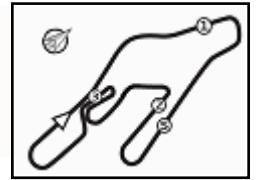
83 M. WEUG (1'36.306)								96 J. CASTRO (1'37.060)							
Lap	Seg.1	Seg.2	Seg.3	Seg.4	Lap Time	km/h	Local Time	Lap	Seg.1	Seg.2	Seg.3	Seg.4	Lap Time	km/h	Local Time
1		34.551	30.538	20.658	1'46.125	215,1	14:05'13.532	1		35.219	30.579	24.513	1'53.175	213,9	14:05'20.582
2	13.180	34.316	29.517	20.611	1'37.624	214,7	14:06'51.156	2	13.374	35.174	30.404	21.579	1'40.531	209,7	14:07'01.113
3	13.474	33.752	29.276	20.502	1'37.004	212,6	14:08'28.160	3	13.339	34.531	30.182	20.995	1'39.047	211,8	14:08'40.160
4	13.512	33.608	29.219	20.457	1'36.796	211,4	14:10'04.956	4	13.583	33.921	30.156	21.259	1'38.919	210,9	14:10'19.079
5	13.563	33.457	29.122	20.453	1'36.595	211,4	14:11'41.551	5	13.498	34.118	29.656	21.314	1'38.586	212,2	14:11'57.665
6	13.595	33.584	29.214	20.508	1'36.901	212,6	14:13'18.452	6	13.357	34.778	29.472	21.112	1'38.719	208,1	14:13'36.384
7	13.526	33.546	29.168	20.371	1'36.611	212,2	14:14'55.063	7	13.469	33.930	29.096	20.565	1'37.060	212,2	14:15'13.444
8	13.576	33.449	29.068	20.373	1'36.466	212,2	14:16'31.529	8	13.620	33.868	29.375	20.680	1'37.543	211,8	14:16'50.987
9	13.593	33.790	33.234	23.434	1'44.051	210,1	14:18'15.580	9	13.523	35.879	33.658	22.104	1'45.164	211,4	14:18'36.151
10	21.986	1'01.152	51.594	20.893	2'35.625	128,0	14:20'51.205	10	14.311	1'02.335	45.051	20.727	2'22.424	106,0	14:20'58.575
11	13.597	33.946	29.724	20.451	1'37.718	210,1	14:22'28.923								
12	13.555	33.596	29.182	20.350	1'36.683	209,3	14:24'05.606								
13	13.520	33.498	29.245	20.321	1'36.584	210,9	14:25'42.190								

03/07/2022

P = Pits In/Out - C = Lap Time Cancelled



7.5



Vallelunga Auto 4.085 m

7 / 7

ACI Racing Weekend Vallelunga 2-3 Luglio 2022 Italian F4 Championship - Chronological Analysis Race 3

Start at 14:03'27.407

11	13.449	34.037	29.759	21.562	1'38.807	211,8	14:22'37.382
12	13.544	34.018	29.504	20.604	1'37.670	210,9	14:24'15.052
13	13.494	33.867	29.467	20.586	1'37.414	210,9	14:25'52.466
14	13.454	33.838	29.561	21.436	1'38.289	213,0	14:27'30.755
15	13.401	34.990	29.787	21.581	1'39.759	208,5	14:29'10.514
16	13.435	33.735	29.790	20.840	1'37.800	213,0	14:30'48.314
17	13.373	33.925	30.191	20.740	1'38.229	211,8	14:32'26.543
18	13.394	34.258	29.737	20.861	1'38.250	208,9	14:34'04.793
19	13.654	34.086	29.384	20.708	1'37.832	210,9	14:35'42.625

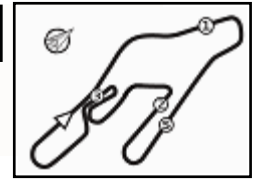
Race Time 32'15.218 + 10.000Pen

03/07/2022

P = Pits In/Out - C = Lap Time Cancelled

Powered by FICr PERUGIA TIMING

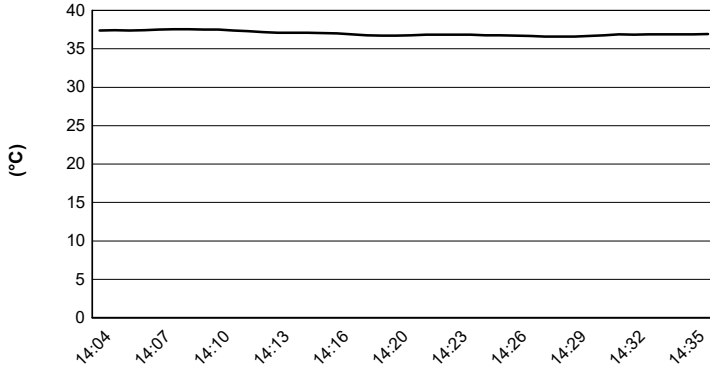




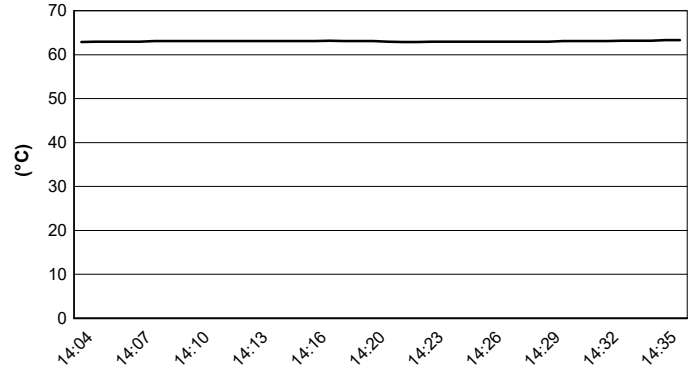
Vallelunga Auto 4.085 m

ACI Racing Weekend Vallelunga 2-3 Luglio 2022
Italian F4 Championship - Weather Report Race 3
 Session started 14:04 - Session ended 14:36

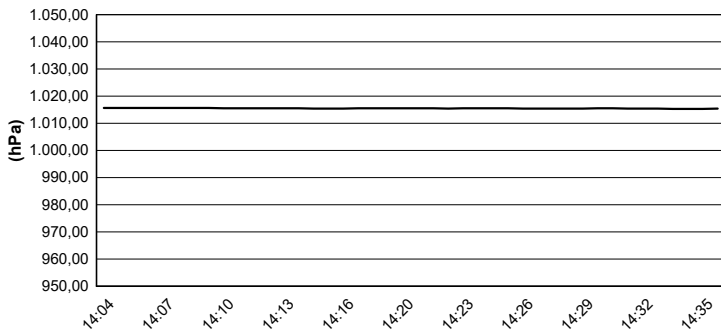
Air Temperature



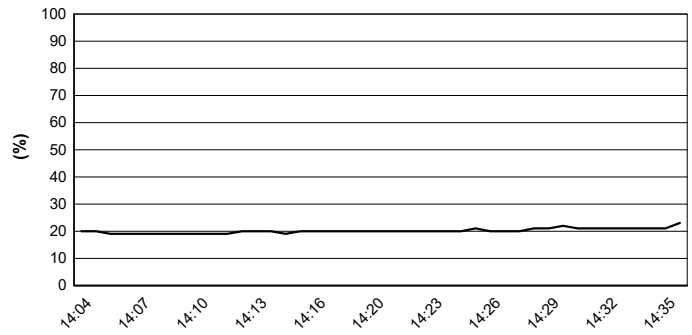
Track Temperature



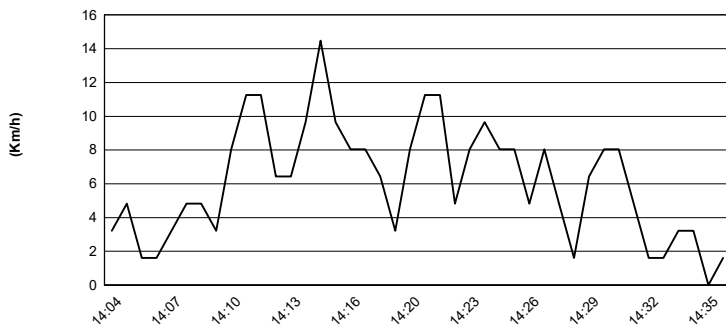
Air Pressure



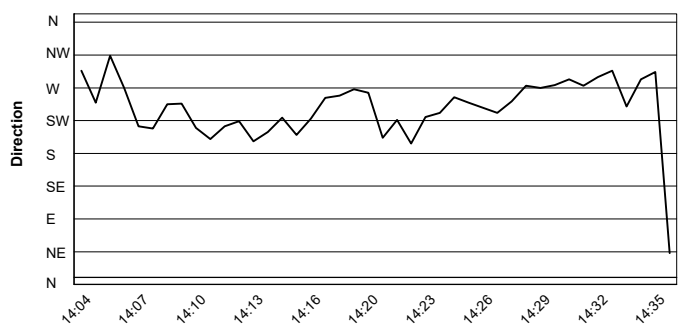
Humidity



Wind Speed

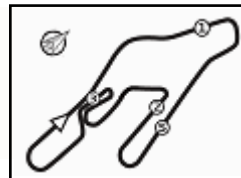


Wind Direction



03/07/2022





Vallelunga Auto 4.085 m

ACI Racing Weekend Vallelunga 2-3 Luglio 2022

Italian F4 Championship - Starting Grid Race 3 (Duration: 30' +1 Lap)

19	8	MASCHIO G. AS Motorsport	Tatuus 1'37.624	36	AKHMED I. AKM Motorsport	Tatuus 1'37.232
18	82	NETO N. Cram Motorsport	Tatuus 1'37.032	29	RISHAB A. BWR Motorsport	Tatuus 1'36.970
17	81	MONTEIRO N. Cram Motorsport	Tatuus 1'36.866	79	MARKOGIANNIS G. Cram Motorsport	Tatuus 1'36.558
16	18	HWARANG K. BVM Racing	Tatuus 1'36.372	62	QUONDAMCARLO M. AS Motorsport	Tatuus 1'36.301
15	14	LUND F. R-ACE GP	Tatuus 1'36.260	72	FITZGERALD A. R-ACE GP	Tatuus 1'36.224
14	96	CASTRO J. Van Amersfoort Racing	Tatuus 1'36.092	48	SPERANDIO E. Maffi Racing	Tatuus 1'36.089
13	21	FRASSINETI A. Cars Racing	Tatuus 1'36.072	27	ISCHER E. Jenzer Motorsport	Tatuus 1'35.875
12	78	BLOKINA V. PHM Racing	Tatuus 1'35.805	38	RINICELLA V. AKM Motorsport	Tatuus 1'35.691
11	19	KARLSSON W. BVM Racing	Tatuus 1'35.684	89	DOMINGUES I. Iron Lynx	Tatuus 1'35.504
10	9	SPINA A. BWR Motorsport	Tatuus 1'35.501	28	KLUSS V. Jenzer Motorsport	Tatuus 1'35.449
9	41	RIED J. PHM Racing	Tatuus 1'35.434	11	PERINO P. US Racing	Tatuus 1'35.330
8	17	FITTIPALDI E. Van Amersfoort Racing	Tatuus 1'35.306	20	LAURSEN C. Prema Racing	Tatuus 1'35.283
7	83	WEUG M. Iron Dames	Tatuus 1'35.246	15	BEDRIN N. PHM Racing	Tatuus 1'35.151
6	34	STENSHORNE M. Van Amersfoort Racing	Tatuus 1'35.112	33	BADOER B. Van Amersfoort Racing	Tatuus 1'35.105
5	44	BOHRA N. US Racing	Tatuus 1'35.084	77	BARNARD T. PHM Racing	Tatuus 1'34.970
4	13	WHARTON J. Prema Racing	Tatuus 1'34.904	22	DUNNE A. US Racing	Tatuus 1'34.879
3	37	SZTUKA K. US Racing	Tatuus 1'34.779	52	AMAND M. US Racing	Tatuus 1'34.748
2	7	WURZ C. Prema Racing	Tatuus 1'34.678	88	CAMARA R. Prema Racing	Tatuus 1'34.471
1	12	ANTONELLI K. Prema Racing	Tatuus 1'34.437			

