

ACI Racing Weekend Monza, 8-9 Ottobre 2022

Italian F4 Championship - Result Race 1

Monza 5.793 m

Laps 14 = 81,102 km - Avg 143,580 km/h - Race Time 33'53.486

1 / 2

No.	Driver	Nat	Entrant	Team	Car	Class	Laps	Time	Gap	Rel.	Fastest Lap	
1	7 WURZ Charlie	AUT	Prema Racing	Prema Racing	Tatuus F.4 T421	R	14	33'53.486		11	1'54.833	
2	22 DUNNE Alexander	IRL	US Racing	US Racing	Tatuus F.4 T421		14	33'53.900	0.414	0.414	4	1'54.288
3	37 SZTUKA Kacper	POL	US Racing	US Racing	Tatuus F.4 T421		14	33'54.178	0.692	0.278	5	1'54.730
4	88 CAMARA Rafael	BRA	Prema Racing	Prema Racing	Tatuus F.4 T421	R	14	33'54.484	0.998	0.306	11	1'54.254
5	77 BARNARD Taylor	GBR	PHM Racing	PHM Racing	Tatuus F.4 T421		14	33'59.011	5.525	4.527	4	1'54.919
6	11 PERINO Pedro	MOZ	US Racing	US Racing	Tatuus F.4 T421		14	34'00.104	6.618	1.093	11	1'54.907
7	31 LINDBLAD Arvid	GBR	Van Amersfoort Racing	Van Amersfoort Racing	Tatuus F.4 T421	R	14	34'00.186	6.700	0.082	5	1'55.286
8	28 KLUSS Valentin	DEU	Jenzer Motorsport	Jenzer Motorsport	Tatuus F.4 T421	R	14	34'00.567	7.081	0.381	5	1'55.094
9	17 FITTIPALDI Emerson Jr.	BRA	Van Amersfoort Racing	Van Amersfoort Racing	Tatuus F.4 T421	R	14	34'00.701	7.215	0.134	5	1'55.910
10	41 RIED Jonas	DEU	PHM Racing	PHM Racing	Tatuus F.4 T421		14	34'00.737	7.251	0.036	11	1'54.646
11	12 ANTONELLI Kimi Andrea	ITA	Prema Racing	Prema Racing	Tatuus F.4 T421	R	14	34'00.873	7.387	0.136	11	1'54.514
12	52 AMAND Marcus	FRA	US Racing	US Racing	Tatuus F.4 T421		14	34'01.919	8.433	1.046	11	1'54.779
13	19 KARLSSON William	SWE	BVM Racing	BVM Racing	Tatuus F.4 T421	R	14	34'02.410	8.924	0.491	5	1'54.879
14	18 HWARANG Kim	KOR	BVM Racing	BVM Racing	Tatuus F.4 T421	R	14	34'03.075	9.589	0.665	5	1'54.278
15	26 BIROMBHAKDI Nandhavud	THA	Jenzer Motorsport	Jenzer Motorsport	Tatuus F.4 T421	R	14	34'03.207	9.721	0.132	5	1'55.548
16	27 ISCHER Ethan	CHE	Jenzer Motorsport	Jenzer Motorsport	Tatuus F.4 T421	R	14	34'03.987	10.501	0.780	5	1'55.176
17	97 KOOLEN Niels	BEL	Monlau Motorsport	Monlau Motorsport	Tatuus F.4 T421	R	14	34'04.013	10.527	0.026	4	1'56.523
18	14 LUND Frederik	DEN	R-ACE GP	R-ACE GP	Tatuus F.4 T421	R	14	34'04.166	10.680	0.153	5	1'55.833
19	21 FRASSINETI Andrea	ITA	Cars Racing	Cars Racing	Tatuus F.4 T421	R	14	34'04.371	10.885	0.205	4	1'56.393
20	48 SPERANDIO Elia	CHE	Maffi Racing	Maffi Racing	Tatuus F.4 T421	R	14	34'05.566	12.080	1.195	5	1'56.814
21	54 SOLDAVINI NORES Juan Francisco	ARG	Maffi Racing	Maffi Racing	Tatuus F.4 T421	R	14	34'06.267	12.781	0.701	4	1'56.630
22	73 NARAC Raphael	FRA	R-ACE GP	R-ACE GP	Tatuus F.4 T421		14	34'06.689	13.203	0.422	4	1'56.879
23	98 MACHIELS Jef	BEL	Monlau Motorsport	Monlau Motorsport	Tatuus F.4 T421	R	14	34'07.874	14.388	1.185	5	1'55.652
24	78 BLOKINA Viktoria	PHM	PHM Racing	PHM Racing	Tatuus F.4 T421	R	14	34'08.109	14.623	0.235	5	1'55.973
25	36 AKHMED Ismail	UZB	AKM Motorsport	AKM Motorsport	Tatuus F.4 T421	R	14	34'08.696	15.210	0.587	5	1'57.432
26P	9 SPINA Alfio Andrea	ITA	BVM Racing	BVM Racing	Tatuus F.4 T421	R	14	34'13.097	19.611	4.401	5	1'54.355
27P	96 CASTRO Jules	BEL	Van Amersfoort Racing	Van Amersfoort Racing	Tatuus F.4 T421	R	14	34'17.407	23.921	4.310	10	1'56.261
28P	29 RISHAB Anandraj Jain	SGP	BWR Motorsport	BWR Motorsport	Tatuus F.4 T421	R	14	34'19.947	26.461	2.540	4	1'58.184
29	34 STENSHORNE Martinius	NOR	Van Amersfoort Racing	Van Amersfoort Racing	Tatuus F.4 T421	R	13	31'59.977	1 Lap	1 Lap	11	1'54.070
30	13 WHARTON James Anthony	AUS	Prema Racing	Prema Racing	Tatuus F.4 T421	R	13	32'00.271	1 Lap	0.294	4	1'53.898
31	15 BEDRIN Nikita		PHM Racing	PHM Racing	Tatuus F.4 T421		13	32'00.642	1 Lap	0.371	11	1'54.091
32	20 LAURSEN Conrad	DEN	Prema Racing	Prema Racing	Tatuus F.4 T421		13	32'00.848	1 Lap	0.206	11	1'53.660
33	30 ZACHARY David	MLT	US Racing	US Racing	Tatuus F.4 T421	R	13	32'01.530	1 Lap	0.682	5	1'55.148
34	44 BOHRA Nikhil	USA	US Racing	US Racing	Tatuus F.4 T421	R	13	32'02.109	1 Lap	0.579	5	1'55.077
35	79 MARKOGIANNIS Georgios	GRE	Cram Motorsport	Cram Motorsport	Tatuus F.4 T421		13	32'06.280	1 Lap	4.171	4	1'55.974
36	89 DOMINGUES Ivan Franco	POR	Iron Lynx	Iron Lynx	Tatuus F.4 T421	R	12	29'24.731	2 Laps	1 Lap	4	1'55.203
37	83 WEUG Maya	NLD	Iron Dames	Iron Dames	Tatuus F.4 T421		11	26'29.598	3 Laps	1 Lap	5	1'55.558
38	38 RINICELLA Valerio	ITA	AKM Motorsport	AKM Motorsport	Tatuus F.4 T421	R	11	26'29.720	3 Laps	0.122	5	1'54.948
----- Not Classified -----												
RET	33 BADOER Brando	ITA	Van Amersfoort Racing	Van Amersfoort Racing	Tatuus F.4 T421	R	8	20'15.127	6 Laps		5	1'56.159
RET	47 LACORTE Nicola	ITA	Iron Lynx	Iron Lynx	Tatuus F.4 T421	R	7	17'05.207	7 Laps		4	1'55.570
RET	23 PARTYSHEV Oleksandr	UKR	Jenzer Motorsport	Jenzer Motorsport	Tatuus F.4 T421		4	9'57.855	10 Laps		4	1'55.734
RET	8 MASCHIO Giovanni	ITA	AS Motorsport	AS Motorsport	Tatuus F.4 T421	R	4	10'08.496	10 Laps		4	1'59.514
RET	74 DAVID Hadrien	FRA	R-ACE GP	R-ACE GP	Tatuus F.4 T421		0					
RET	39 LIU Qi Rui	CHN	AKM Motorsport	AKM Motorsport	Tatuus F.4 T421	R	0					

 Starting: 44 Classified: 38 Not Classified: 0 Retired: 6 Not Started: 0
 Fastest Lap N. 11 No. 20 Conrad Laursen Time 1'53.660 Avg. 183,484 Km/h

Humidity:	53%	AIR	24°C
Condition:	DRY	Track	28°C

Clerk of the Course : Renato Schmidt

Race Director : Alessandro Ferrari

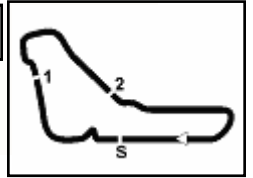
08/10/2022 Start 15:41 End 16:17

Powered by FICR PERUGIA TIMING





5.1



Monza 5.793 m

2 / 2

ACI Racing Weekend Monza, 8-9 Ottobre 2022

Italian F4 Championship - Result Race 1

Penalty and Infringement

18.51	9	A. SPINA	TIME PENALTY 10 sec - Stewards decision n.10
18.53	29	A. RISHAB	TIME PENALTY 10 sec - Stewards decision n.13
18.53	96	J. CASTRO	TIME PENALTY 10 sec - Stewards decision n.14

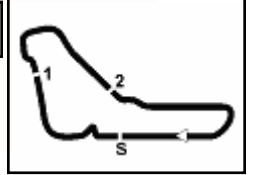
Clerk of the Course : Renato Schmidt

Race Director : Alessandro Ferrari

08/10/2022 Start End
 15:41 16:17

Powered by FICr PERUGIA TIMING





ACI Racing Weekend Monza, 8-9 Ottobre 2022

Italian F4 Championship - Result by Class Race 1

Rookie

Laps 14 = 81,102 km - Avg 143,580 km/h - Race Time 33'53.486

No.	Driver	Nat	Entrant	Team	Car	Laps	Time	Gap	Rel.	Fastest Lap	
1	7 WURZ Charlie	AUT	Prema Racing	Prema Racing	Tatuus F.4 T421	14	33'53.486		11	1'54.833	
2	88 CAMARA Rafael	BRA	Prema Racing	Prema Racing	Tatuus F.4 T421	14	33'54.484	0.998	0.998	11	1'54.254
3	31 LINDBLAD Arvid	GBR	Van Amersfoort Racing	Van Amersfoort Racing	Tatuus F.4 T421	14	34'00.186	6.700	5.702	5	1'55.286
4	28 KLUSS Valentin	DEU	Jenzer Motorsport	Jenzer Motorsport	Tatuus F.4 T421	14	34'00.567	7.081	0.381	5	1'55.094
5	17 FITTIPALDI Emerson Jr.	BRA	Van Amersfoort Racing	Van Amersfoort Racing	Tatuus F.4 T421	14	34'00.701	7.215	0.134	5	1'55.910
6	12 ANTONELLI Kimi Andrea	ITA	Prema Racing	Prema Racing	Tatuus F.4 T421	14	34'00.873	7.387	0.172	11	1'54.514
7	19 KARLSSON William	SWE	BVM Racing	BVM Racing	Tatuus F.4 T421	14	34'02.410	8.924	1.537	5	1'54.879
8	18 HWARANG Kim	KOR	BVM Racing	BVM Racing	Tatuus F.4 T421	14	34'03.075	9.589	0.665	5	1'54.278
9	26 BHIROMBHAKDI Nandhavud	THA	Jenzer Motorsport	Jenzer Motorsport	Tatuus F.4 T421	14	34'03.207	9.721	0.132	5	1'55.548
10	27 ISCHER Ethan	CHE	Jenzer Motorsport	Jenzer Motorsport	Tatuus F.4 T421	14	34'03.987	10.501	0.780	5	1'55.176
11	97 KOOLEN Niels	BEL	Monlau Motorsport	Monlau Motorsport	Tatuus F.4 T421	14	34'04.013	10.527	0.026	4	1'56.523
12	14 LUND Frederik	DEN	R-ACE GP	R-ACE GP	Tatuus F.4 T421	14	34'04.166	10.680	0.153	5	1'55.833
13	21 FRASSINETI Andrea	ITA	Cars Racing	Cars Racing	Tatuus F.4 T421	14	34'04.371	10.885	0.205	4	1'56.393
14	48 SPERANDIO Elia	CHE	Maffi Racing	Maffi Racing	Tatuus F.4 T421	14	34'05.566	12.080	1.195	5	1'56.814
15	54 SOLDAVINI NORES Juan Francisco	ARG	Maffi Racing	Maffi Racing	Tatuus F.4 T421	14	34'06.267	12.781	0.701	4	1'55.630
16	98 MACHIELS Jef	BEL	Monlau Motorsport	Monlau Motorsport	Tatuus F.4 T421	14	34'07.874	14.388	1.607	5	1'55.652
17	78 BLOKINA Viktoria	PHM	PHM Racing	PHM Racing	Tatuus F.4 T421	14	34'08.109	14.623	0.235	5	1'55.973
18	36 AKHMED Ismail	UZB	AKM Motorsport	AKM Motorsport	Tatuus F.4 T421	14	34'08.696	15.210	0.587	5	1'57.432
19P	9 SPINA Alfio Andrea	ITA	BVM Racing	BVM Racing	Tatuus F.4 T421	14	34'13.097	19.611	4.401	5	1'54.355
20P	96 CASTRO Jules	BEL	Van Amersfoort Racing	Van Amersfoort Racing	Tatuus F.4 T421	14	34'17.407	23.921	4.310	10	1'56.261
21P	29 RISHAB Anandraj Jain	SGP	BWR Motorsport	BWR Motorsport	Tatuus F.4 T421	14	34'19.947	26.461	2.540	4	1'58.184
22	34 STENSHORNE Martinus	NOR	Van Amersfoort Racing	Van Amersfoort Racing	Tatuus F.4 T421	13	31'59.977	1 Lap	1 Lap	11	1'54.070
23	13 WHARTON James Anthony	AUS	Prema Racing	Prema Racing	Tatuus F.4 T421	13	32'00.271	1 Lap	0.294	4	1'53.898
24	30 ZACHARY David	MLT	US Racing	US Racing	Tatuus F.4 T421	13	32'01.530	1 Lap	1.259	5	1'55.148
25	44 BOHRA Nikhil	USA	US Racing	US Racing	Tatuus F.4 T421	13	32'02.109	1 Lap	0.579	5	1'55.077
26	89 DOMINGUES Ivan Franco	POR	Iron Lynx	Iron Lynx	Tatuus F.4 T421	12	29'24.731	2 Laps	1 Lap	4	1'55.203
27	38 RINICELLA Valerio	ITA	AKM Motorsport	AKM Motorsport	Tatuus F.4 T421	11	26'29.720	3 Laps	1 Lap	5	1'54.948
----- Not Classified -----											
RET	33 BADOER Brando	ITA	Van Amersfoort Racing	Van Amersfoort Racing	Tatuus F.4 T421	8	20'15.127	6 Laps		5	1'56.159
RET	47 LACORTE Nicola	ITA	Iron Lynx	Iron Lynx	Tatuus F.4 T421	7	17'05.207	7 Laps		4	1'55.570
RET	8 MASCHIO Giovanni	ITA	AS Motorsport	AS Motorsport	Tatuus F.4 T421	4	10'08.496	10 Laps		4	1'59.514
RET	39 LIU Qi Rui	CHN	AKM Motorsport	AKM Motorsport	Tatuus F.4 T421	0					

Starting: 31 Classified: 27 Not Classified: 0 Retired: 4 Not Started: 0

Fastest Lap N. 4 No. 13 James Anthony Wharton Time 1'53.898 Avg. 183,101 Km/h

Humidity:	53%	AIR	24°C
Condition:	DRY	Track	28°C

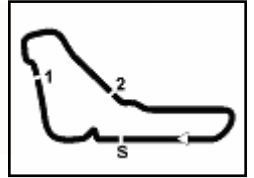
Clerk of the Course : Renato Schmidt

Race Director : Alessandro Ferrari

 Start 08/10/2022 15:41
 End 16:17

Powered by FICr PERUGIA TIMING





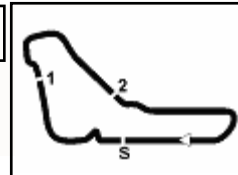
Monza 5.793 m

ACI Racing Weekend Monza, 8-9 Ottobre 2022
Italian F4 Championship - Lap Chart Race 1

	Lap													
	1	2	3	4	5	6	7	8	9	10	11	12	13	14
1	7	7	7	7	7	7	7	7	7	7	7	7	7	7
2	52	52	52	37	37	37	37	37	37	37	37	22	22	22
3	37	37	37	52	34	34	34	34	34	22	22	37	37	37
4	88	88	88	88	22	22	22	22	22	88	88	88	88	88
5	34	34	34	34	52	88	88	88	88	34	34	34	34	77
6	22	22	22	22	88	15	15	15	15	15	15	13	13	11
7	20	20	20	13	15	52	52	52	52	13	13	15	15	31
8	13	13	13	15	20	13	13	77	77	20	20	20	20	28
9	15	15	15	20	13	77	77	13	13	52	52	52	52	17
10	44	44	44	77	77	20	20	20	20	30	77	77	77	41
11	33	33	33	44	44	44	44	30	30	77	30	30	30	12
12	77	77	77	31	31	30	30	44	44	31	89	31	31	52
13	31	31	31	33	30	31	31	31	31	44	31	44	44	19
14	17	17	17	30	33	33	33	83	83	44	28	28	28	18
15	30	30	30	17	83	83	83	17	17	89	83	11	11	9
16	83	83	83	83	17	17	17	28	28	28	38	41	41	26
17	23	23	23	23	28	28	28	89	89	38	28	17	17	27
18	47	47	47	47	38	38	38	38	38	17	11	18	18	97
19	28	28	28	28	11	89	89	11	11	11	17	12	12	14
20	11	11	11	11	89	11	11	19	19	41	41	9	9	21
21	38	38	38	38	47	19	19	41	41	18	18	19	19	48
22	41	41	41	89	19	41	41	9	9	9	12	26	26	54
23	19	19	19	41	41	47	47	18	18	12	19	27	27	73
24	27	27	27	19	9	9	9	78	78	19	9	97	97	96
25	12	89	89	9	18	18	18	98	98	78	26	21	21	98
26	89	96	96	18	27	27	27	12	12	26	27	14	14	78
27	96	9	9	27	78	78	78	26	26	14	97	79	79	36
28	9	18	18	96	26	26	26	27	27	27	14	54	54	29
29	18	14	14	78	96	96	96	14	14	97	21	48	48	
30	14	78	78	26	98	98	98	97	97	79	54	73	73	
31	78	26	26	98	14	14	14	48	48	48	79	36	36	
32	26	98	98	48	79	12	12	79	79	21	48	96	96	
33	98	48	48	14	48	48	48	21	21	73	73	29	29	
34	48	8	8	79	12	79	79	73	73	54	96	89	78	
35	8	97	97	97	97	97	97	54	54	96	36	78	98	
36	97	79	79	73	21	21	21	36	36	36	78	98		
37	54	73	73	21	73	73	73	29	96	98	29			
38	79	36	36	12	54	54	54	96	29	29	98			
39	73	21	21	8	36	36	36	33						
40	36	54	29	36	29	29								
41	21	29	12	54										
42	29	12	54	29										

Final Result		
1	7 WURZ C.	Laps 14
2	22 DUNNE A.	0.414
3	37 SZTUKA K.	0.692
4	88 CAMARA R.	0.998
5	77 BARNARD T.	5.525
6	11 PERINO P.	6.618
7	31 LINDBLAD A.	6.700
8	28 KLUSS V.	7.081
9	17 FITTIPALDI E.	7.215
10	41 RIED J.	7.251
11	12 ANTONELLI K.	7.387
12	52 AMAND M.	8.433
13	19 KARLSSON W.	8.924
14	18 HWARANG K.	9.589
15	26 BHIROMBHAKDI N.	9.721
16	27 ISCHER E.	10.501
17	97 KOOLEN N.	10.527
18	14 LUND F.	10.680
19	21 FRASSINETI A.	10.885
20	48 SPERANDIO E.	12.080
21	54 SOLDAVINI NORES J	12.781
22	73 NARAC R.	13.203
23	98 MACHIELS J.	14.388
24	78 BLOKINA V.	14.623
25	36 AKHMED I.	15.210
26	9 SPINA A. (P)	19.611
27	96 CASTRO J. (P)	23.921
28	29 RISHAB A. (P)	26.461
29	34 STENSHORNE M.	1 Lap
30	13 WHARTON J.	1 Lap
31	15 BEDRIN N.	1 Lap
32	20 LAURSEN C.	1 Lap
33	30 ZACHARY D.	1 Lap
34	44 BOHRA N.	1 Lap
35	79 MARKOGIANNIS G.	1 Lap
36	89 DOMINGUES I.	2 Laps
37	83 WEUG M.	3 Laps
38	38 RINICELLA V.	3 Laps
RET	33 BADOER B.	6 Laps
RET	47 LACORTE N.	7 Laps
RET	23 PARTYSHEV O.	10 Laps
RET	8 MASCHIO G.	10 Laps
RET	74 DAVID H.	
RET	39 LIU Q.	





ACI Racing Weekend Monza, 8-9 Ottobre 2022

Italian F4 Championship - Best Sectors & Speed Race 1

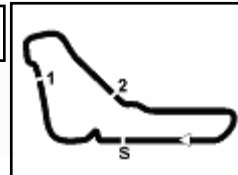
RESULTS

			Laps
1	7 WURZ Charlie	Tatuus F.4 T421	14
2	22 DUNNE Alexander	Tatuus F.4 T421	0.414
3	37 SZTUKA Kacper	Tatuus F.4 T421	0.692
4	88 CAMARA Rafael	Tatuus F.4 T421	0.998
5	77 BARNARD Taylor	Tatuus F.4 T421	5.525
6	11 PERINO Pedro	Tatuus F.4 T421	6.618
7	31 LINDBLAD Arvid	Tatuus F.4 T421	6.700
8	28 KLUSS Valentin	Tatuus F.4 T421	7.081
9	17 FITTIPALDI Emerson Jr.	Tatuus F.4 T421	7.215
10	41 RIED Jonas	Tatuus F.4 T421	7.251
11	12 ANTONELLI Kimi Andrea	Tatuus F.4 T421	7.387
12	52 AMAND Marcus	Tatuus F.4 T421	8.433
13	19 KARLSSON William	Tatuus F.4 T421	8.924
14	18 HWARANG Kim	Tatuus F.4 T421	9.589
15	26 BHIROMBHAKDI Nandhavud	Tatuus F.4 T421	9.721
16	27 ISCHER Ethan	Tatuus F.4 T421	10.501
17	97 KOOLEN Niels	Tatuus F.4 T421	10.527
18	14 LUND Frederik	Tatuus F.4 T421	10.680
19	21 FRASSINETI Andrea	Tatuus F.4 T421	10.885
20	48 SPERANDIO Elia	Tatuus F.4 T421	12.080
21	54 SOLDAVINI NORES Juan Fran	Tatuus F.4 T421	12.781
22	73 NARAC Raphael	Tatuus F.4 T421	13.203
23	98 MACHIELS Jef	Tatuus F.4 T421	14.388
24	78 BLOKINA Viktoria	Tatuus F.4 T421	14.623
25	36 AKHMED Ismail	Tatuus F.4 T421	15.210
26	9 SPINA Alfio Andrea	Tatuus F.4 T421	19.611
27	96 CASTRO Jules	Tatuus F.4 T421	23.921
28	29 RISHAB Anandraj Jain	Tatuus F.4 T421	26.461
29	34 STENSHORNE Martinius	Tatuus F.4 T421	1 Lap
30	13 WHARTON James Anthony	Tatuus F.4 T421	1 Lap
31	15 BEDRIN Nikita	Tatuus F.4 T421	1 Lap
32	20 LAURSEN Conrad	Tatuus F.4 T421	1 Lap
33	30 ZACHARY David	Tatuus F.4 T421	1 Lap
34	44 BOHRA Nikhil	Tatuus F.4 T421	1 Lap
35	79 MARKOGIANNIS Georgios	Tatuus F.4 T421	1 Lap
36	89 DOMINGUES Ivan Franco	Tatuus F.4 T421	2 Laps
37	83 WEUG Maya	Tatuus F.4 T421	3 Laps
38	38 RINICELLA Valerio	Tatuus F.4 T421	3 Laps
RET	33 BADOER Brando	Tatuus F.4 T421	6 Laps
RET	47 LACORTE Nicola	Tatuus F.4 T421	7 Laps
RET	23 PARTY SHEV Oleksandr	Tatuus F.4 T421	10 Laps
RET	8 MASCHIO Giovanni	Tatuus F.4 T421	10 Laps
RET	39 LIU Qi Rui	Tatuus F.4 T421	
RET	74 DAVID Hadrien	Tatuus F.4 T421	

SPEED

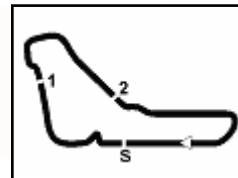
1	77 BARNARD Taylor	Tatuus F.4 T421	248,8
2	18 HWARANG Kim	Tatuus F.4 T421	248,3
3	30 ZACHARY David	Tatuus F.4 T421	247,7
4	78 BLOKINA Viktoria	Tatuus F.4 T421	247,7
5	79 MARKOGIANNIS Georgios	Tatuus F.4 T421	247,1
6	83 WEUG Maya	Tatuus F.4 T421	247,1
7	9 SPINA Alfio Andrea	Tatuus F.4 T421	246,6
8	17 FITTIPALDI Emerson Jr.	Tatuus F.4 T421	246,6
9	97 KOOLEN Niels	Tatuus F.4 T421	246,6
10	41 RIED Jonas	Tatuus F.4 T421	246,0
11	19 KARLSSON William	Tatuus F.4 T421	246,0
12	96 CASTRO Jules	Tatuus F.4 T421	245,5
13	73 NARAC Raphael	Tatuus F.4 T421	245,5
14	44 BOHRA Nikhil	Tatuus F.4 T421	245,5
15	31 LINDBLAD Arvid	Tatuus F.4 T421	245,5
16	23 PARTY SHEV Oleksandr	Tatuus F.4 T421	245,5
17	11 PERINO Pedro	Tatuus F.4 T421	245,5
18	13 WHARTON James Anthony	Tatuus F.4 T421	245,5
19	38 RINICELLA Valerio	Tatuus F.4 T421	244,9
20	52 AMAND Marcus	Tatuus F.4 T421	244,9
21	47 LACORTE Nicola	Tatuus F.4 T421	244,3
22	89 DOMINGUES Ivan Franco	Tatuus F.4 T421	244,3
23	26 BHIROMBHAKDI Nandhavud	Tatuus F.4 T421	244,3
24	21 FRASSINETI Andrea	Tatuus F.4 T421	243,8
25	28 KLUSS Valentin	Tatuus F.4 T421	243,8
26	15 BEDRIN Nikita	Tatuus F.4 T421	243,2
27	36 AKHMED Ismail	Tatuus F.4 T421	243,2
28	54 SOLDAVINI NORES Juan Fran	Tatuus F.4 T421	243,2
29	98 MACHIELS Jef	Tatuus F.4 T421	243,2
30	12 ANTONELLI Kimi Andrea	Tatuus F.4 T421	242,7
31	48 SPERANDIO Elia	Tatuus F.4 T421	242,7
32	20 LAURSEN Conrad	Tatuus F.4 T421	242,2
33	88 CAMARA Rafael	Tatuus F.4 T421	242,2
34	33 BADOER Brando	Tatuus F.4 T421	242,2
35	22 DUNNE Alexander	Tatuus F.4 T421	242,2
36	14 LUND Frederik	Tatuus F.4 T421	242,2
37	27 ISCHER Ethan	Tatuus F.4 T421	242,2
38	34 STENSHORNE Martinius	Tatuus F.4 T421	241,6
39	37 SZTUKA Kacper	Tatuus F.4 T421	241,1
40	29 RISHAB Anandraj Jain	Tatuus F.4 T421	236,3
41	8 MASCHIO Giovanni	Tatuus F.4 T421	235,3
42	7 WURZ Charlie	Tatuus F.4 T421	234,3
43	39 LIU Qi Rui	Tatuus F.4 T421	209,7
44	74 DAVID Hadrien	Tatuus F.4 T421	207,3





SEG. 1			SEG. 2			SEG. 3			SEG. 4						
1	19	KARLSSON William	11.202	1	44	BOHRA Nikhil	25.318	1	34	STENSHORNE Martinius	38.065	1	30	ZACHARY David	38.640
2	83	WEUG Maya	11.223	2	77	BARNARD Taylor	25.320	2	20	LAURSEN Conrad	38.081	2	20	LAURSEN Conrad	38.671
3	30	ZACHARY David	11.243	3	13	WHARTON James Anthon	25.344	3	13	WHARTON James Anthon	38.095	3	22	DUNNE Alexander	38.680
4	18	HWARANG Kim	11.245	4	20	LAURSEN Conrad	25.354	4	9	SPINA Alfio Andrea	38.122	4	88	CAMARA Rafael	38.712
5	9	SPINA Alfio Andrea	11.260	5	30	ZACHARY David	25.371	5	7	WURZ Charlie	38.203	5	13	WHARTON James Anthon	38.721
6	41	RIED Jonas	11.267	6	34	STENSHORNE Martinius	25.379	6	22	DUNNE Alexander	38.206	6	34	STENSHORNE Martinius	38.726
7	78	BLOKINA Viktoria	11.279	7	52	AMAND Marcus	25.380	7	12	ANTONELLI Kimi Andrea	38.247	7	89	DOMINGUES Ivan Franco	38.731
8	77	BARNARD Taylor	11.280	8	88	CAMARA Rafael	25.381	8	37	SZTUKA Kacper	38.321	8	12	ANTONELLI Kimi Andrea	38.754
9	79	MARKOGIANNIS Georgi	11.286	9	22	DUNNE Alexander	25.408	9	19	KARLSSON William	38.326	9	17	FITTIPALDI Emerson Jr.	38.760
10	52	AMAND Marcus	11.297	10	15	BEDRIN Nikita	25.414	10	11	PERINO Pedro	38.351	10	19	KARLSSON William	38.780
11	97	KOOLEN Niels	11.297	11	33	BADOER Brando	25.469	11	15	BEDRIN Nikita	38.403	11	37	SZTUKA Kacper	38.781
12	44	BOHRA Nikhil	11.302	12	83	WEUG Maya	25.496	12	41	RIED Jonas	38.404	12	38	RINICELLA Valerio	38.794
13	38	RINICELLA Valerio	11.306	13	41	RIED Jonas	25.523	13	89	DOMINGUES Ivan Franco	38.406	13	18	HWARANG Kim	38.800
14	47	LACORTE Nicola	11.307	14	9	SPINA Alfio Andrea	25.524	14	18	HWARANG Kim	38.413	14	15	BEDRIN Nikita	38.803
15	89	DOMINGUES Ivan Franco	11.326	15	17	FITTIPALDI Emerson Jr.	25.543	15	88	CAMARA Rafael	38.414	15	31	LINDBLAD Arvid	38.805
16	96	CASTRO Jules	11.326	16	21	FRASSINETI Andrea	25.563	16	27	ISCHER Ethan	38.458	16	7	WURZ Charlie	38.810
17	12	ANTONELLI Kimi Andrea	11.327	17	47	LACORTE Nicola	25.574	17	21	FRASSINETI Andrea	38.535	17	9	SPINA Alfio Andrea	38.842
18	26	BHIROMBHAKDI Nandh	11.332	18	38	RINICELLA Valerio	25.579	18	77	BARNARD Taylor	38.540	18	52	AMAND Marcus	38.857
19	73	NARAC Raphael	11.335	19	11	PERINO Pedro	25.580	19	38	RINICELLA Valerio	38.571	19	47	LACORTE Nicola	38.899
20	17	FITTIPALDI Emerson Jr.	11.336	20	7	WURZ Charlie	25.582	20	54	SOLDAVINI NORES Jua	38.615	20	33	BADOER Brando	38.949
21	28	KLUSS Valentin	11.338	21	96	CASTRO Jules	25.600	21	44	BOHRA Nikhil	38.628	21	83	WEUG Maya	38.958
22	21	FRASSINETI Andrea	11.341	22	18	HWARANG Kim	25.611	22	31	LINDBLAD Arvid	38.632	22	77	BARNARD Taylor	38.985
23	13	WHARTON James Anthon	11.346	23	89	DOMINGUES Ivan Franco	25.618	23	28	KLUSS Valentin	38.687	23	28	KLUSS Valentin	38.986
24	11	PERINO Pedro	11.357	24	28	KLUSS Valentin	25.630	24	52	AMAND Marcus	38.707	24	23	PARTYSHEV Oleksandr	39.027
25	15	BEDRIN Nikita	11.357	25	12	ANTONELLI Kimi Andrea	25.644	25	14	LUND Frederik	38.769	25	41	RIED Jonas	39.044
26	88	CAMARA Rafael	11.357	26	37	SZTUKA Kacper	25.672	26	33	BADOER Brando	38.772	26	98	MACHIELS Jef	39.074
27	22	DUNNE Alexander	11.368	27	27	ISCHER Ethan	25.706	27	78	BLOKINA Viktoria	38.781	27	26	BHIROMBHAKDI Nandh	39.078
28	20	LAURSEN Conrad	11.371	28	14	LUND Frederik	25.713	28	79	MARKOGIANNIS Georgi	38.874	28	96	CASTRO Jules	39.106
29	23	PARTYSHEV Oleksandr	11.384	29	98	MACHIELS Jef	25.742	29	48	SPERANDIO Elia	38.903	29	21	FRASSINETI Andrea	39.119
30	54	SOLDAVINI NORES Jua	11.391	30	73	NARAC Raphael	25.744	30	30	ZACHARY David	38.936	30	11	PERINO Pedro	39.169
31	31	LINDBLAD Arvid	11.395	31	23	PARTYSHEV Oleksandr	25.763	31	96	CASTRO Jules	38.997	31	78	BLOKINA Viktoria	39.242
32	33	BADOER Brando	11.407	32	54	SOLDAVINI NORES Jua	25.789	32	83	WEUG Maya	39.010	32	44	BOHRA Nikhil	39.246
33	98	MACHIELS Jef	11.414	33	26	BHIROMBHAKDI Nandh	25.793	33	26	BHIROMBHAKDI Nandh	39.011	33	27	ISCHER Ethan	39.259
34	34	STENSHORNE Martinius	11.415	34	19	KARLSSON William	25.879	34	98	MACHIELS Jef	39.115	34	54	SOLDAVINI NORES Jua	39.312
35	48	SPERANDIO Elia	11.433	35	31	LINDBLAD Arvid	25.968	35	29	RISHAB Anandraj Jain	39.166	35	79	MARKOGIANNIS Georgi	39.313
36	27	ISCHER Ethan	11.442	36	97	KOOLEN Niels	26.003	36	17	FITTIPALDI Emerson Jr.	39.167	36	73	NARAC Raphael	39.318
37	14	LUND Frederik	11.453	37	79	MARKOGIANNIS Georgi	26.031	37	97	KOOLEN Niels	39.168	37	48	SPERANDIO Elia	39.419
38	37	SZTUKA Kacper	11.468	38	36	AKHMED Ismail	26.062	38	23	PARTYSHEV Oleksandr	39.502	38	14	LUND Frederik	39.525
39	36	AKHMED Ismail	11.471	39	48	SPERANDIO Elia	26.091	39	36	AKHMED Ismail	39.545	39	97	KOOLEN Niels	39.537
40	29	RISHAB Anandraj Jain	11.732	40	78	BLOKINA Viktoria	26.128	40	47	LACORTE Nicola	39.561	40	36	AKHMED Ismail	40.039
41	8	MASCHIO Giovanni	11.741	41	29	RISHAB Anandraj Jain	26.170	41	73	NARAC Raphael	39.634	41	29	RISHAB Anandraj Jain	40.261
42	7	WURZ Charlie	11.761	42	8	MASCHIO Giovanni	26.378	42	8	MASCHIO Giovanni	40.252	42	8	MASCHIO Giovanni	40.443
43	74	DAVID Hadrien	16.030	43	74	DAVID Hadrien	28.629	43	39	LIU Qi Rui	40.254				
44	39	LIU Qi Rui	19.898	44	39	LIU Qi Rui	29.312	44	74	DAVID Hadrien	40.794				





ACI Racing Weekend Monza, 8-9 Ottobre 2022

Italian F4 Championship - Chronological Analysis Race 1

Monza 5.793 m

Start at 15:40'52.531

1 / 6

7 C. WURZ (1'54.833)							
Lap	Seg.1	Seg.2	Seg.3	Seg.4	Lap Time	km/h	Local Time
1		26.317	38.598	38.810	1'55.755	190,1	15:42'48.286
2	15.700	36.117	1'03.000	1'07.148	3'01.965	147,5	15:45'50.251
3	19.171	35.147	51.498	1'13.166	2'58.982	131,1	15:48'49.233
4	11.850	25.736	38.531	38.937	1'55.054	234,3	15:50'44.287
5	11.799	25.868	38.360	38.830	1'54.857	231,3	15:52'39.144
6	11.761	25.582	38.203	44.045	1'59.591	233,3	15:54'38.735
7	17.823	43.265	57.552	1'13.233	3'11.873	137,6	15:57'50.608
8	11.808	25.979	38.592	56.840	2'13.219	229,8	16:00'03.827
9	22.979	47.207	1'01.785	1'09.506	3'21.477	106,8	16:03'25.304
10	11.842	25.787	38.342	39.004	1'54.975	229,3	16:05'20.279
11	11.785	25.682	38.462	38.904	1'54.833	233,8	16:07'15.112
12	11.799	25.751	44.536	1'08.543	2'30.629	234,3	16:09'45.741
13	16.527	42.258	59.090	1'07.402	3'05.277	152,3	16:12'51.018
14	11.850	25.671	38.484	38.994	1'54.999	229,8	16:14'46.017
Race Time 33'53.486							

8 G. MASCHIO (1'59.514)							
Lap	Seg.1	Seg.2	Seg.3	Seg.4	Lap Time	km/h	Local Time
1		29.706	40.946	51.009	2'20.015	207,7	15:43'12.546
2	19.662	32.964	1'02.707	1'12.666	3'07.999	182,7	15:46'20.545
3	20.857	31.150	52.129	56.832	2'40.968	173,6	15:49'01.513
4	11.741	27.078	40.252	40.443	1'59.514	235,3	15:51'01.027
Race Time 10'08.496							

9 A. SPINA (1'54.355)							
Lap	Seg.1	Seg.2	Seg.3	Seg.4	Lap Time	km/h	Local Time
1		28.463	40.892	47.838	2'13.515	206,1	15:43'06.046
2	18.071	34.665	1'02.047	1'13.799	3'08.582	138,5	15:46'14.628
3	18.259	33.295	52.203	59.630	2'43.387	126,3	15:48'58.015
4	11.482	26.304	39.490	39.503	1'56.779	243,2	15:50'54.794
5	11.650	25.524	38.122	39.059	1'54.355	237,9	15:52'49.149
6	11.401	25.763	40.996	51.937	2'10.097	244,9	15:54'59.246
7	13.184	44.254	1'00.737	1'00.607	2'58.782	126,0	15:57'58.028
8	11.410	27.061	38.406	1'01.712	2'18.589	243,8	16:00'16.617
9	23.534	50.705	1'01.723	59.036	3'14.998	67,0	16:03'31.615
10	11.260	26.589	39.534	40.412	1'57.795	239,5	16:05'29.410
11	11.587	26.788	38.526	38.842	1'55.743	243,2	16:07'25.153
12	11.375	27.434	42.830	1'09.765	2'31.404	246,6	16:09'56.557
13	18.619	40.675	1'01.598	59.101	2'59.993	138,1	16:12'56.550
14	11.439	26.674	40.608	40.357	1'59.078	238,4	16:14'55.628
Race Time 34'03.097 + 10.000Pen							

11 P. PERINO (1'54.907)							
Lap	Seg.1	Seg.2	Seg.3	Seg.4	Lap Time	km/h	Local Time
1		28.320	40.634	41.811	2'05.757	199,3	15:42'58.288
2	19.543	34.905	1'03.020	1'11.949	3'09.417	72,7	15:46'07.705
3	17.085	35.120	51.481	1'04.424	2'48.110	94,2	15:48'55.815
4	11.489	25.986	39.154	39.169	1'55.798	232,8	15:50'51.613
5	11.357	26.649	38.761	39.258	1'56.025	245,5	15:52'47.638
6	11.584	26.158	39.335	48.183	2'05.260	238,4	15:54'52.898
7	15.622	44.897	1'00.099	1'03.174	3'03.792	121,6	15:57'56.690
8	11.453	26.188	38.991	1'00.963	2'17.595	242,2	16:00'14.285
9	23.471	50.551	1'02.309	1'00.197	3'16.528	78,1	16:03'30.813
10	11.450	26.743	39.239	40.222	1'57.654	238,9	16:05'28.467
11	11.601	25.580	38.351	39.375	1'54.907	237,4	16:07'23.374
12	11.383	26.529	41.788	1'10.315	2'30.015	243,2	16:09'53.389
13	17.516	42.104	1'00.572	1'01.683	3'01.875	150,6	16:12'55.264
14	11.440	26.513	39.977	39.441	1'57.371	241,1	16:14'52.635
Race Time 34'00.104							

12 K. ANTONELLI (1'54.514)							
Lap	Seg.1	Seg.2	Seg.3	Seg.4	Lap Time	km/h	Local Time
1		28.083	41.026	48.239	2'09.956P	193,9	15:43'02.487
2	47.520	26.287	57.706	1'12.185	3'23.698P	189,1	15:46'26.185

3	21.415	29.932	52.195	54.253	2'37.795	125,3	15:49'03.980
4	11.677	25.875	39.048	39.078	1'55.678	235,8	15:50'59.658
5	11.371	26.066	38.731	38.754	1'54.922	240,5	15:52'54.580
6	11.464	25.644	41.127	52.420	2'10.655	237,9	15:55'05.235
7	14.385	42.094	1'02.048	57.061	2'55.588	184,3	15:58'00.823
8	11.519	26.382	40.400	59.318	2'17.619	240,5	16:00'18.442
9	23.856	51.570	1'01.464	57.300	3'14.190	59,1	16:03'32.632
10	11.521	26.561	38.972	39.785	1'56.839	238,9	16:05'29.471
11	11.425	25.883	38.247	38.959	1'54.514	242,7	16:07'23.985
12	11.327	26.939	44.353	1'09.231	2'31.850	233,8	16:09'55.835
13	18.594	40.938	1'01.602	59.313	3'00.447	142,9	16:12'56.282
14	11.459	26.661	40.237	38.765	1'57.122	229,8	16:14'53.404
Race Time 34'00.873							

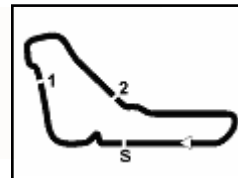
13 J. WHARTON (1'53.898)							
Lap	Seg.1	Seg.2	Seg.3	Seg.4	Lap Time	km/h	Local Time
1		26.880	39.420	40.583	1'59.828	196,7	15:42'52.359
2	16.194	35.007	1'03.585	1'09.269	3'04.055	122,2	15:45'56.414
3	17.385	35.614	52.972	1'09.662	2'55.633	107,7	15:48'52.047
4	11.405	25.677	38.095	38.721	1'53.898	240,5	15:50'45.945
5	11.346	26.068	39.994	39.853	1'57.261	243,2	15:52'43.206
6	11.395	25.600	38.735	44.050	1'59.780	238,9	15:54'42.986
7	17.431	43.837	59.101	1'09.786	3'10.155	112,0	15:57'53.141
8	11.600	25.685	38.710	58.219	2'14.214	237,4	16:00'07.355
9	23.272	48.979	1'01.776	1'06.437	3'20.464	85,7	16:03'27.819
10	11.438	25.692	39.174	38.855	1'55.159	240,5	16:05'22.978
11	11.504	25.344	38.420	38.731	1'53.999	238,9	16:07'16.977
12	11.426	25.507	45.045	1'09.035	2'31.013	245,5	16:09'47.990
13	16.578	42.579	59.726	1'05.929	3'04.812	130,1	16:12'52.802
Race Time 32'00.271							

14 F. LUND (1'55.833)							
Lap	Seg.1	Seg.2	Seg.3	Seg.4	Lap Time	km/h	Local Time
1		28.886	40.800	49.091	2'15.421	207,7	15:43'07.952
2	18.702	33.813	1'01.644	1'13.428	3'07.587	171,7	15:46'15.539
3	18.902	32.546	52.864	59.205	2'43.517	133,7	15:48'59.056
4	11.574	26.514	40.983	39.753	1'58.824	239,5	15:50'57.880
5	11.553	25.986	38.769	39.525	1'55.833	242,2	15:52'53.713
6	11.613	25.713	40.502	53.032	2'10.860	241,6	15:55'04.573
7	14.206	42.211	1'01.414	58.334	2'56.165	193,5	15:58'00.738
8	11.507	27.058	41.241	59.398	2'19.204	242,2	16:00'19.942
9	24.315	51.895	1'01.426	56.658	3'14.294	54,7	16:03'34.236
10	11.659	26.344	39.246	39.923	1'57.172	237,4	16:05'31.408
11	11.551	26.206	39.506	40.701	1'57.964	241,1	16:07'29.372
12	11.540	26.719	42.777	1'10.687	2'31.723	236,3	16:10'01.095
13	18.783	39.821	1'01.346	57.583	2'57.533	122,4	16:12'58.628
14	11.453	26.895	39.902	39.819	1'58.069	237,9	16:14'56.697
Race Time 34'04.166							

15 N. BEDRIN (1'54.091)							
Lap	Seg.1	Seg.2	Seg.3	Seg.4	Lap Time	km/h	Local Time
1		26.804	39.505	39.890	2'00.198	201,9	15:42'52.729
2	16.775	35.306	1'03.090	1'09.648	3'04.819	127,5	15:45'57.548
3	17.968	35.079	52.873	1'08.705	2'54.625	114,7	15:48'52.173
4	11.357	26.014	38.411	38.847	1'54.629	238,4	15:50'46.802
5	11.580	25.535	39.233	38.878	1'55.226	238,4	15:52'42.028
6	11.450	25.465	39.242	43.852	2'00.009	238,9	15:54'42.037
7	17.063	43.369	59.264	1'10.816	3'10.512	118,9	15:57'52.549
8	11.532	25.797	38.566	57.453	2'13.348	232,3	16:00'05.897
9	23.117	48.725	1'01.504	1'07.737	3'21.083	92,4	16:03'26.980
10	11.407	25.851	39.364	38.901	1'55.523	243,2	16:05'22.503
11	11.471	25.414	38.403	38.803	1'54.091	240,5	16:07'16.594
12	11.478	25.471	45.424	1'09.516	2'31.889	241,1	16:09'48.483
13	16.871	42.401	59.617	1'05.801	3'04.690	132,0	16:12'53.173
Race Time 32'00.642							

08/10/2022 P = Pits In/Out - C = Lap Time Cancelled





ACI Racing Weekend Monza, 8-9 Ottobre 2022

Italian F4 Championship - Chronological Analysis Race 1

Monza 5.793 m

Start at 15:40'52.531

2 / 6

17 E. FITTIPALDI (1'55.910)							
Lap	Seg.1	Seg.2	Seg.3	Seg.4	Lap Time	km/h	Local Time
1		27.300	40.151	40.640	2'02.510	201,9	15:42'55.041
2	18.126	34.990	1'03.213	1'10.472	3'06.801	104,7	15:46'01.842
3	17.086	35.865	52.777	1'06.082	2'51.810	86,8	15:48'53.652
4	11.336	26.412	39.457	39.060	1'56.265	246,6	15:50'49.917
5	11.568	25.839	39.743	38.760	1'55.910	240,0	15:52'45.827
6	11.350	25.776	39.236	46.020	2'02.382	244,9	15:54'48.209
7	16.686	44.187	59.269	1'07.094	3'07.236	93,6	15:57'55.445
8	11.472	25.543	39.378	58.550	2'14.943	242,7	16:00'10.388
9	23.650	50.508	1'02.070	1'03.053	3'19.281	82,6	16:03'29.669
10	11.499	25.611	39.425	40.359	1'56.894	242,2	16:05'26.563
11	11.623	26.064	39.167	40.028	1'56.882	228,8	16:07'23.445
12	11.482	26.823	42.118	1'10.481	2'30.904	242,2	16:09'54.349
13	17.747	41.868	1'00.704	1'01.412	3'01.731	161,0	16:12'56.080
14	11.522	26.258	40.088	39.284	1'57.152	241,1	16:14'53.232
Race Time 34'00.701							

18 K. HWARANG (1'54.278)							
Lap	Seg.1	Seg.2	Seg.3	Seg.4	Lap Time	km/h	Local Time
1		28.526	40.913	48.830	2'14.737	200,7	15:43'07.268
2	18.518	33.806	1'01.932	1'13.636	3'07.892	163,4	15:46'15.160
3	18.443	32.920	52.173	59.615	2'43.151	126,3	15:48'58.311
4	11.328	26.267	39.676	39.612	1'56.883	228,8	15:50'55.194
5	11.423	25.611	38.444	38.800	1'54.278	243,8	15:52'49.472
6	11.342	25.682	41.427	52.150	2'10.601	236,8	15:55'00.073
7	12.912	44.388	1'00.919	59.960	2'58.179	168,0	15:57'58.252
8	11.245	27.969	38.413	1'01.179	2'18.806	246,6	16:00'17.058
9	23.576	51.307	1'01.265	58.599	3'14.747	61,9	16:03'31.805
10	11.298	26.404	39.522	39.967	1'57.191	226,9	16:05'28.996
11	11.483	25.850	38.552	38.985	1'54.870	237,4	16:07'23.866
12	11.250	26.737	42.700	1'10.611	2'31.298	248,3	16:09'55.164
13	18.104	41.031	1'00.871	1'00.976	3'00.982	165,1	16:12'56.146
14	11.530	26.593	40.809	40.528	1'59.460	242,2	16:14'55.606
Race Time 34'03.075							

19 W. KARLSSON (1'54.879)							
Lap	Seg.1	Seg.2	Seg.3	Seg.4	Lap Time	km/h	Local Time
1		28.559	40.875	42.705	2'07.648	204,5	15:43'00.179
2	19.282	35.675	1'02.691	1'13.599	3'11.247	79,9	15:46'11.426
3	16.351	34.507	51.918	1'02.548	2'45.324	140,8	15:48'56.750
4	11.309	26.798	39.358	39.035	1'56.500	245,5	15:50'53.250
5	11.439	25.879	38.781	38.780	1'54.879	242,7	15:52'48.129
6	11.202	26.519	39.689	48.408	2'05.818	232,8	15:54'53.947
7	15.457	45.160	1'00.481	1'02.034	3'03.132	119,1	15:57'57.079
8	11.458	26.009	39.116	1'01.777	2'18.360	241,6	16:00'15.439
9	23.479	50.627	1'01.817	59.753	3'15.676	73,5	16:03'31.115
10	11.360	26.889	39.921	40.314	1'58.484	246,0	16:05'29.599
11	11.408	26.559	38.326	38.811	1'55.104	242,2	16:07'24.703
12	11.391	28.502	43.094	1'09.947	2'32.934	243,8	16:09'57.637
13	18.553	40.495	1'01.497	58.635	2'59.817	139,9	16:12'56.817
14	11.364	26.751	40.450	39.559	1'58.124	241,6	16:14'54.941
Race Time 34'02.410							

20 C. LAURSEN (1'53.660)							
Lap	Seg.1	Seg.2	Seg.3	Seg.4	Lap Time	km/h	Local Time
1		26.754	39.228	39.611	1'58.896	201,5	15:42'51.427
2	16.459	35.139	1'03.603	1'09.175	3'04.376	132,7	15:45'55.803
3	17.338	35.695	53.177	1'09.870	2'56.080	100,6	15:48'51.883
4	11.662	26.415	38.348	39.084	1'55.509	236,8	15:50'47.392
5	11.625	25.661	38.738	39.600	1'55.624	237,4	15:52'43.016
6	11.646	25.833	39.244	44.406	2'01.129	239,5	15:54'44.145
7	17.385	43.730	59.442	1'09.019	3'09.576	110,1	15:57'53.721
8	11.535	25.377	39.122	57.894	2'13.928	240,0	16:00'07.649
9	23.419	49.264	1'01.803	1'05.983	3'20.469	86,2	16:03'28.118
10	11.440	25.886	39.320	39.016	1'55.662	242,2	16:05'23.780

11	11.554	25.354	38.081	38.671	1'53.660	240,5	16:07'17.440
12	11.474	25.395	45.131	1'09.498	2'31.498	241,6	16:09'48.938
13	16.987	42.264	59.803	1'05.387	3'04.441	126,2	16:12'53.379
Race Time 32'00.848							

21 A. FRASSINETI (1'56.393)							
Lap	Seg.1	Seg.2	Seg.3	Seg.4	Lap Time	km/h	Local Time
1		25.949	38.644	53.689	2'25.204	211,4	15:43'17.735
2	20.167	31.144	1'03.433	1'12.153	3'06.897	148,4	15:46'24.632
3	20.399	30.558	52.419	55.171	2'38.547	173,4	15:49'03.179
4	11.673	25.680	39.921	39.119	1'56.393	238,4	15:50'59.572
5	11.485	27.061	38.535	39.333	1'56.414	243,2	15:52'55.986
6	11.578	25.563	41.644	52.737	2'11.522	239,5	15:55'07.508
7	15.897	40.910	1'02.674	54.864	2'54.345	186,9	15:58'01.853
8	11.540	26.894	42.065	1'00.691	2'21.190	226,4	16:00'23.043
9	24.015	51.903	1'02.299	53.677	3'11.894	43,4	16:03'34.937
10	11.361	26.606	39.839	39.959	1'57.765	241,6	16:05'32.702
11	11.579	26.146	39.226	39.947	1'56.898	239,5	16:07'29.600
12	11.341	26.365	42.718	1'10.528	2'30.952	243,8	16:10'00.552
13	18.600	40.098	1'01.333	57.786	2'57.817	130,9	16:12'58.369
14	11.646	27.630	39.738	39.519	1'58.533	234,3	16:14'56.902
Race Time 34'04.371							

22 A. DUNNE (1'54.288)							
Lap	Seg.1	Seg.2	Seg.3	Seg.4	Lap Time	km/h	Local Time
1		26.254	39.437	39.854	1'58.275	184,0	15:42'50.806
2	16.629	35.290	1'03.455	1'08.760	3'04.134	136,5	15:45'54.940
3	17.718	35.689	52.887	1'10.169	2'56.463	103,9	15:48'51.403
4	11.526	25.644	38.206	38.912	1'54.288	240,5	15:50'45.691
5	11.368	26.217	38.870	38.846	1'55.301	241,6	15:52'40.992
6	11.391	25.560	38.333	44.255	1'59.539	242,2	15:54'40.531
7	17.304	43.107	59.023	1'11.939	3'11.373	127,1	15:57'51.904
8	11.533	25.408	38.904	57.083	2'12.928	238,4	16:00'04.832
9	22.908	48.170	1'01.994	1'08.538	3'21.610	98,5	16:03'26.442
10	11.521	25.966	38.672	38.680	1'54.839	240,5	16:05'21.281
11	11.537	25.455	38.615	38.748	1'54.355	237,9	16:07'15.636
12	11.484	25.584	44.825	1'08.836	2'30.729	234,3	16:09'46.365
13	16.201	42.387	59.303	1'07.269	3'05.160	153,2	16:12'51.525
14	11.609	25.746	38.551	39.000	1'54.906	236,8	16:14'46.431
Race Time 33'53.900							

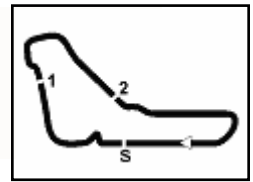
23 O. PARTYSHEV (1'55.734)							
Lap	Seg.1	Seg.2	Seg.3	Seg.4	Lap Time	km/h	Local Time
1		27.232	39.782	42.586	2'04.616	207,7	15:42'57.147
2	18.582	34.560	1'03.171	1'11.906	3'08.219	86,9	15:46'05.366
3	16.597	34.865	52.431	1'05.393	2'49.286	92,5	15:48'54.652
4	11.407	25.798	39.502	39.027	1'55.734	245,5	15:50'50.386
Race Time 9'57.855							

26 N. BHIROMBHAKDI (1'55.548)							
Lap	Seg.1	Seg.2	Seg.3	Seg.4	Lap Time	km/h	Local Time
1		29.854	40.314	49.414	2'16.202	197,1	15:43'08.733
2	19.388	33.280	1'02.300	1'13.107	3'08.075	187,5	15:46'16.808
3	19.441	32.197	53.149	58.080	2'42.867	157,4	15:48'59.675
4	11.474	26.346	39.688	39.524	1'57.032	242,2	15:50'56.707
5	11.521	25.938	39.011	39.078	1'55.548	239,5	15:52'52.255
6	11.366	26.142	40.256	52.173	2'09.937	240,5	15:55'02.192
7	13.244	43.911	1'01.054	59.027	2'57.236	192,2	15:57'59.428
8	11.332	27.819	41.002	59.269	2'19.422	238,4	16:00'18.850
9	24.164	51.683	1'01.534	56.815	3'14.196	55,5	16:03'33.046
10	11.403	26.701	39.849	39.899	1'57.852	244,3	16:05'30.898
11	11.588	26.109	39.576	39.093	1'56.366	239,5	16:07'27.264
12	11.664	25.793	43.889	1'09.737	2'31.083	237,9	16:09'58.347
13	18.510	40.492	1'01.629	58.087	2'58.718	135,8	16:12'57.065
14	11.347	26.964	40.378	39.984	1'58.673	238,9	16:14'55.738
Race Time 34'03.207							

08/10/2022

P = Pits In/Out - C = Lap Time Cancelled

Powered by FICr PERUGIA TIMING



ACI Racing Weekend Monza, 8-9 Ottobre 2022

Italian F4 Championship - Chronological Analysis Race 1

Monza 5.793 m

Start at 15:40'52.531

3 / 6

27 E. ISCHER (1'55.176)							
Lap	Seg.1	Seg.2	Seg.3	Seg.4	Lap Time	km/h	Local Time
1		28.412	41.233	43.919	2'08.852	187,2	15:43'01.383
2	19.176	35.182	1'02.456	1'13.710	3'10.524	75,7	15:46'11.907
3	17.243	33.870	52.006	1'02.191	2'45.310	182,4	15:48'57.217
4	11.673	26.491	39.893	40.283	1'58.340	230,3	15:50'55.557
5	11.512	25.947	38.458	39.259	1'55.176	241,1	15:52'50.733
6	11.622	25.757	40.421	52.240	2'10.040	238,4	15:55'00.773
7	13.066	44.421	1'00.727	59.798	2'58.012	144,2	15:57'58.785
8	11.500	28.445	41.359	59.221	2'20.525	241,6	16:00'19.310
9	24.547	51.557	1'01.439	56.668	3'14.211	52,5	16:03'33.521
10	11.442	26.474	39.820	40.284	1'58.020	242,2	16:05'31.541
11	11.458	26.081	39.493	39.764	1'56.796	240,0	16:07'28.337
12	11.620	25.706	43.498	1'09.998	2'30.822	238,4	16:09'59.159
13	18.389	40.275	1'01.775	58.041	2'58.480	140,4	16:12'57.639
14	11.510	26.396	40.317	40.656	1'58.879	240,0	16:14'56.518
Race Time 34'03.987							

28 V. KLUSS (1'55.094)							
Lap	Seg.1	Seg.2	Seg.3	Seg.4	Lap Time	km/h	Local Time
1		28.268	40.160	41.177	2'04.800	199,6	15:42'57.331
2	19.380	34.973	1'03.087	1'12.084	3'09.524	75,9	15:46'06.855
3	16.909	34.940	51.688	1'05.113	2'48.650	88,6	15:48'55.505
4	11.443	25.836	39.428	39.051	1'55.758	243,8	15:50'51.263
5	11.483	25.630	38.995	38.986	1'55.094	241,1	15:52'46.357
6	11.482	25.641	39.342	46.230	2'02.695	241,1	15:54'49.052
7	16.405	44.223	59.473	1'06.572	3'06.673	100,3	15:57'55.725
8	11.338	25.980	39.046	58.883	2'15.247	243,2	16:00'10.972
9	23.626	50.746	1'01.936	1'02.884	3'19.192	75,7	16:03'30.164
10	11.667	25.930	38.687	39.913	1'56.197	238,4	16:05'26.361
11	11.668	25.776	39.446	39.737	1'56.627	236,8	16:07'22.988
12	11.470	25.917	42.058	1'10.159	2'29.604	241,1	16:09'52.592
13	17.283	42.225	1'00.474	1'02.449	3'02.431	156,5	16:12'55.023
14	11.524	26.628	39.488	40.435	1'58.075	238,9	16:14'53.098
Race Time 34'00.567							

29 A. RISHAB (1'58.184)							
Lap	Seg.1	Seg.2	Seg.3	Seg.4	Lap Time	km/h	Local Time
1		30.255	41.754	55.140	2'25.951	180,3	15:43'18.482
2	20.565	31.395	1'02.979	1'11.955	3'06.894	139,4	15:46'25.376
3	21.232	30.234	52.171	54.927	2'38.564	141,7	15:49'03.940
4	11.949	26.705	39.269	40.261	1'58.184	217,7	15:51'02.124
5	11.732	26.170	39.758	56.261	2'13.921P	236,3	15:53'16.045
6	1'27.098	28.284	40.445	42.604	3'18.431P	82,3	15:56'34.476
7	12.257	26.552	39.501	40.560	1'58.870	225,9	15:58'33.346
8	12.029	28.723	39.566	49.412	2'09.730	222,7	16:00'43.076
9	12.623	47.958	1'02.102	58.731	3'01.414P	196,4	16:03'44.490
10	31.964	26.780	39.399	40.426	2'18.569P	187,2	16:06'03.059
11	12.043	26.722	39.166	40.275	1'58.206	228,3	16:08'01.265
12	12.047	28.548	40.537	48.649	2'09.781	229,3	16:10'11.046
13	14.687	39.477	1'01.792	53.877	2'49.833	149,6	16:13'00.879
14	11.840	27.538	41.448	40.773	2'01.599	214,3	16:15'02.478
Race Time 34'09.947 + 10.000Pen							

30 D. ZACHARY (1'55.148)							
Lap	Seg.1	Seg.2	Seg.3	Seg.4	Lap Time	km/h	Local Time
1		27.549	40.101	41.715	2'03.691	197,8	15:42'56.222
2	18.307	34.776	1'03.152	1'10.989	3'07.224	96,0	15:46'03.446
3	16.808	35.493	52.618	1'05.527	2'50.446	100,7	15:48'53.892
4	11.243	26.146	39.052	38.950	1'55.391	244,9	15:50'49.283
5	11.325	25.973	39.210	38.640	1'55.148	247,7	15:52'44.431
6	11.248	25.810	39.012	45.482	2'01.552	238,9	15:54'45.983
7	17.094	43.961	58.923	1'08.165	3'08.143	113,2	15:57'54.126
8	11.323	26.061	38.936	57.874	2'14.194	242,7	16:00'08.320
9	23.606	49.481	1'02.087	1'04.704	3'19.878	91,1	16:03'28.198
10	11.335	26.027	39.449	39.436	1'56.247	242,2	16:05'24.445

11	11.307	25.495	39.540	39.287	1'55.629	241,6	16:07'20.074
12	11.390	25.371	44.105	1'10.293	2'31.159	243,2	16:09'51.233
13	16.818	42.282	1'00.506	1'03.222	3'02.828	148,6	16:12'54.061
Race Time 32'01.530							

31 A. LINDBLAD (1'55.286)							
Lap	Seg.1	Seg.2	Seg.3	Seg.4	Lap Time	km/h	Local Time
1		26.864	40.614	39.890	2'01.480	190,5	15:42'54.011
2	18.234	35.330	1'02.762	1'10.114	3'06.440	120,7	15:46'00.451
3	17.828	35.549	52.479	1'07.100	2'52.956	96,6	15:48'53.407
4	11.546	26.223	38.632	39.021	1'55.422	241,1	15:50'48.829
5	11.448	26.147	38.886	38.805	1'55.286	242,7	15:52'44.115
6	11.477	25.968	39.127	45.777	2'02.349	241,6	15:54'46.464
7	17.073	44.043	59.080	1'07.846	3'08.042	107,0	15:57'54.506
8	11.469	26.063	39.328	58.145	2'15.005	243,8	16:00'09.511
9	23.439	50.307	1'01.787	1'03.816	3'19.349	82,9	16:03'28.860
10	11.395	26.177	39.245	39.289	1'56.106	245,5	16:05'24.966
11	11.434	26.325	39.276	39.784	1'56.819	241,1	16:07'21.785
12	11.597	26.075	41.920	1'10.280	2'29.872	240,0	16:09'51.657
13	16.844	42.362	1'00.766	1'02.658	3'02.630	159,5	16:12'54.287
14	11.433	26.766	39.324	40.907	1'58.430	242,7	16:14'52.717
Race Time 34'00.186							

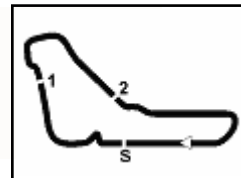
33 B. BADOER (1'56.159)							
Lap	Seg.1	Seg.2	Seg.3	Seg.4	Lap Time	km/h	Local Time
1		26.671	39.530	40.841	2'00.783	201,1	15:42'53.314
2	17.142	35.701	1'02.652	1'10.255	3'05.750	130,8	15:45'59.064
3	17.743	35.383	52.370	1'08.183	2'53.679	103,3	15:48'52.743
4	11.450	26.469	38.772	39.516	1'56.207	234,8	15:50'48.950
5	11.407	26.157	39.646	38.949	1'56.159	240,5	15:52'45.109
6	11.483	25.469	39.020	45.843	2'01.815	240,0	15:54'46.924
7	17.020	44.069	59.144	1'07.625	3'07.858	102,0	15:57'54.782
8	11.432	25.992	1'15.370	1'20.082	3'12.876P	242,2	16:01'07.658
Race Time 20'15.127							

34 M. STENSHORNE (1'54.070)							
Lap	Seg.1	Seg.2	Seg.3	Seg.4	Lap Time	km/h	Local Time
1		26.757	38.869	39.209	1'57.904	197,8	15:42'50.435
2	16.193	35.411	1'03.277	1'08.938	3'03.819	136,2	15:45'54.254
3	17.815	35.049	52.291	1'11.497	2'56.652	102,2	15:48'50.906
4	11.620	25.617	38.335	38.900	1'54.472	237,4	15:50'45.378
5	11.415	26.157	38.835	38.858	1'55.265	237,4	15:52'40.643
6	11.661	25.522	38.065	43.940	1'59.188	235,8	15:54'39.831
7	17.481	43.218	59.106	1'11.837	3'11.642	141,7	15:57'51.473
8	11.563	25.553	38.907	57.049	2'13.072	238,4	16:00'04.545
9	22.823	47.916	1'02.114	1'08.648	3'21.501	103,2	16:03'26.046
10	11.601	26.226	39.546	38.726	1'56.099	237,4	16:05'22.145
11	11.515	25.379	38.194	38.982	1'54.070	240,5	16:07'16.215
12	11.450	25.843	45.215	1'08.671	2'31.179	241,6	16:09'47.394
13	16.611	42.556	59.909	1'06.038	3'05.114	152,5	16:12'52.508
Race Time 31'59.977							

36 I. AKHMED (1'57.432)							
Lap	Seg.1	Seg.2	Seg.3	Seg.4	Lap Time	km/h	Local Time
1		30.136	41.659	52.806	2'23.767	181,2	15:43'16.298
2	20.636	31.309	1'03.389	1'11.941	3'07.275	145,2	15:46'23.573
3	20.963	30.227	52.259	56.113	2'39.562	172,5	15:49'03.135
4	11.738	26.688	39.769	40.039	1'58.234	236,3	15:51'01.369
5	11.471	26.333	39.545	40.083	1'57.432	243,2	15:52'58.801
6	11.567	26.062	40.708	53.255	2'11.592	241,6	15:55'10.393
7	15.444	40.791	1'02.128	54.602	2'52.965	159,3	15:58'03.358
8	11.516	27.495	41.957	1'01.249	2'22.217	242,2	16:00'25.575
9	24.631	51.574	1'01.226	53.244	3'10.675	37,1	16:03'36.250
10	11.620	26.281	40.101	40.144	1'58.146	238,4	16:05'34.396
11	11.518	26.187	39.859	40.348	1'57.912	242,2	16:07'32.308
12	11.562	27.084	43.796	1'11.348	2'33.790	237,9	16:10'06.098
13	17.265	40.290	1'01.515	54.839	2'53.909	123,4	16:13'00.007

08/10/2022

P = Pits In/Out - C = Lap Time Cancelled



ACI Racing Weekend Monza, 8-9 Ottobre 2022

Italian F4 Championship - Chronological Analysis Race 1

Start at 15:40'52.531

4 / 6

14	11.506	27.516	41.484	40.714	2'01.220	242,7	16:15'01.227	12	11.548	26.128	42.446	1'10.130	2'30.252	236,8	16:09'52.084
							Race Time 34'08.696	13	16.948	42.490	1'00.602	1'02.516	3'02.556	168,0	16:12'54.640

Race Time 32'02.109

37 K. SZTUKA (1'54.730)

Lap	Seg.1	Seg.2	Seg.3	Seg.4	Lap Time	km/h	Local Time
1		26.363	39.014	39.152	1'56.827	195,3	15:42'49.358
2	15.883	35.901	1'03.106	1'07.493	3'02.383	133,5	15:45'51.741
3	19.096	35.061	51.734	1'12.271	2'58.162	114,4	15:48'49.903
4	11.489	25.749	38.825	38.781	1'54.844	236,8	15:50'44.747
5	11.468	25.873	38.439	38.950	1'54.730	241,1	15:52'39.477
6	11.585	25.705	38.321	44.184	1'59.795	237,4	15:54'39.272
7	17.581	43.292	58.005	1'12.922	3'11.800	136,5	15:57'51.072
8	11.570	25.709	38.801	57.075	2'13.155	239,5	16:00'04.227
9	22.867	47.644	1'01.598	1'09.325	3'21.434	100,7	16:03'25.661
10	11.605	25.763	38.599	38.923	1'54.890	232,8	16:05'20.551
11	11.469	25.672	38.745	39.047	1'54.933	238,9	16:07'15.484
12	11.651	25.679	45.139	1'08.843	2'31.312	238,4	16:09'46.796
13	16.208	42.401	59.296	1'07.173	3'05.078	150,2	16:12'51.874
14	11.497	25.715	38.627	38.996	1'54.835	241,1	16:14'46.709

Race Time 33'54.178

38 V. RINICELLA (1'54.948)

Lap	Seg.1	Seg.2	Seg.3	Seg.4	Lap Time	km/h	Local Time
1		28.714	40.467	42.094	2'06.375	197,8	15:42'58.906
2	19.260	35.555	1'02.742	1'12.530	3'10.087	78,2	15:46'08.993
3	16.808	35.030	51.890	1'03.470	2'47.198	107,6	15:48'56.191
4	11.438	26.136	39.051	39.029	1'55.654	243,2	15:50'51.845
5	11.306	26.040	38.808	38.794	1'54.948	244,9	15:52'46.793
6	11.467	25.579	39.574	46.654	2'03.274	240,5	15:54'50.067
7	16.637	44.190	59.887	1'05.435	3'06.149	113,8	15:57'56.216
8	11.582	26.459	38.571	1'00.717	2'17.329	238,9	16:00'13.545
9	23.053	50.737	1'02.412	1'00.736	3'16.938	90,2	16:03'30.483
10	11.404	26.221	38.809	39.527	1'55.961	238,4	16:05'26.444
11	11.559	25.839	39.282	39.127	1'55.807	239,5	16:07'22.251

Race Time 26'29.720

41 J. RIED (1'54.646)

Lap	Seg.1	Seg.2	Seg.3	Seg.4	Lap Time	km/h	Local Time
1		28.362	41.053	42.024	2'06.890	191,2	15:42'59.421
2	19.396	35.429	1'02.636	1'12.777	3'10.238	75,8	15:46'09.659
3	16.575	35.071	51.909	1'03.381	2'46.936	110,7	15:48'56.595
4	11.466	26.565	38.831	39.388	1'56.250	242,7	15:50'52.845
5	11.338	26.509	39.111	39.404	1'56.002	245,5	15:52'48.847
6	11.428	25.707	39.921	48.574	2'05.630	242,7	15:54'54.477
7	15.424	45.229	1'00.472	1'01.743	3'02.868	109,9	15:57'57.345
8	11.267	26.036	39.383	1'01.807	2'18.493	246,0	16:00'15.838
9	23.688	50.538	1'01.744	59.666	3'15.636	71,5	16:03'31.474
10	11.304	26.311	39.216	40.644	1'57.475	246,0	16:05'28.949
11	11.455	25.523	38.404	39.264	1'54.646	240,0	16:07'23.595
12	11.279	26.601	42.134	1'10.220	2'30.234	242,7	16:09'53.829
13	17.525	42.056	1'00.628	1'01.756	3'01.965	155,2	16:12'55.794
14	11.514	26.057	40.164	39.739	1'57.474	241,1	16:14'53.268

Race Time 34'00.737

44 N. BOHRA (1'55.077)

Lap	Seg.1	Seg.2	Seg.3	Seg.4	Lap Time	km/h	Local Time
1		27.128	39.328	40.851	2'00.482	190,8	15:42'53.013
2	16.993	35.744	1'02.670	1'09.796	3'05.203	131,7	15:45'58.216
3	18.185	34.717	52.820	1'08.578	2'54.300	103,0	15:48'52.516
4	11.512	26.507	38.692	39.246	1'55.957	241,6	15:50'48.473
5	11.553	25.318	38.628	39.578	1'55.077	240,0	15:52'43.550
6	11.302	25.821	39.320	44.754	2'01.197	242,7	15:54'44.747
7	17.253	44.029	59.160	1'08.788	3'09.230	116,4	15:57'53.977
8	11.441	26.095	39.307	57.966	2'14.809	241,6	16:00'08.786
9	23.685	49.924	1'01.620	1'04.573	3'19.802	90,6	16:03'28.588
10	11.486	26.346	38.924	39.763	1'56.519	239,5	16:05'25.107
11	11.308	26.460	39.467	39.490	1'56.725	245,5	16:07'21.832

08/10/2022

P = Pits In/Out - C = Lap Time Cancelled

47 N. LACORTE (1'55.570)

Lap	Seg.1	Seg.2	Seg.3	Seg.4	Lap Time	km/h	Local Time
1		28.365	39.561	41.922	2'04.760	190,5	15:42'57.291
2	19.145	34.668	1'03.092	1'12.109	3'09.014	77,6	15:46'06.305
3	16.555	34.945	52.252	1'05.092	2'48.844	89,3	15:48'55.149
4	11.500	25.574	39.597	38.899	1'55.570	241,1	15:50'50.719
5	11.307	25.843	40.121	40.029	1'57.300	244,3	15:52'48.019
6	11.326	26.710	40.334	48.559	2'06.929	238,9	15:54'54.948
7	15.666	45.559	1'00.304	1'01.261	3'02.790	97,9	15:57'57.738

Race Time 17'05.207

48 E. SPERANDIO (1'56.814)

Lap	Seg.1	Seg.2	Seg.3	Seg.4	Lap Time	km/h	Local Time
1		30.017	41.386	49.339	2'18.222	200,0	15:43'10.753
2	19.265	33.122	1'02.734	1'12.900	3'08.021	184,6	15:46'18.774
3	18.997	32.246	53.255	57.244	2'41.742	148,8	15:49'00.516
4	11.572	26.397	39.343	39.871	1'57.183	241,6	15:50'57.699
5	11.579	26.665	38.903	39.667	1'56.814	240,5	15:52'54.513
6	11.558	26.190	40.894	52.568	2'11.210	237,9	15:55'05.723
7	15.408	41.153	1'02.407	56.690	2'55.658	206,1	15:58'01.381
8	11.621	27.187	41.505	59.747	2'20.060	240,5	16:00'21.441
9	24.166	51.806	1'02.312	54.770	3'13.054	50,4	16:03'34.495
10	11.543	26.829	39.779	40.054	1'58.205	233,3	16:05'32.700
11	11.650	27.228	40.078	39.788	1'58.744	239,5	16:07'31.444
12	11.712	26.091	43.339	1'10.564	2'31.706	237,4	16:10'03.150
13	18.872	40.076	1'01.437	55.768	2'56.153	111,7	16:12'59.303
14	11.433	27.422	40.520	39.419	1'58.794	242,7	16:14'58.097

Race Time 34'05.566

52 M. AMAND (1'54.779)

Lap	Seg.1	Seg.2	Seg.3	Seg.4	Lap Time	km/h	Local Time
1		26.276	39.102	39.119	1'56.557	193,2	15:42'49.088
2	15.547	36.119	1'03.050	1'07.229	3'01.945	131,7	15:45'51.033
3	19.383	34.885	51.569	1'12.756	2'58.593	117,1	15:48'49.626
4	11.599	25.743	38.725	39.139	1'55.206	236,8	15:50'44.832
5	11.573	26.547	39.099	39.369	1'56.588	222,7	15:52'41.420
6	11.471	25.943	39.775	44.020	2'01.209	240,0	15:54'42.629
7	17.197	44.033	59.019	1'09.907	3'10.156	116,6	15:57'52.785
8	11.351	25.867	38.707	57.790	2'13.715	243,8	16:00'06.500
9	23.284	48.610	1'01.645	1'07.231	3'20.770	88,0	16:03'27.270
10	11.435	26.144	39.835	39.592	1'57.006	238,9	16:05'24.276
11	11.475	25.497	38.950	38.857	1'54.779	241,1	16:07'19.055
12	11.629	25.380	44.131	1'09.840	2'30.980	237,9	16:09'50.035
13	16.528	42.553	59.808	1'04.626	3'03.515	126,9	16:12'53.550
14	11.297	29.719	40.624	39.260	2'00.900	244,9	16:14'54.450

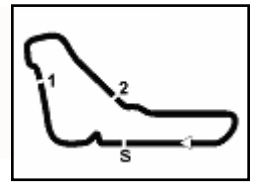
Race Time 34'01.919

54 J. SOLDAVINI NORES (1'55.630)

Lap	Seg.1	Seg.2	Seg.3	Seg.4	Lap Time	km/h	Local Time
1		29.441	40.949	52.995	2'21.707	198,9	15:43'14.238
2	19.669	32.629	1'02.591	1'15.610	3'10.499P	166,4	15:46'24.737
3	52.414	27.890	39.884	41.135	2'41.323P	184,3	15:49'06.060
4	11.697	25.833	38.615	39.485	1'55.630	235,8	15:51'01.690
5	11.476	26.109	39.852	39.312	1'56.749	242,7	15:52'58.439
6	11.717	25.789	40.186	53.320	2'11.012	234,8	15:55'09.451
7	15.711	41.019	1'01.798	54.952	2'53.480	166,4	15:58'02.931
8	11.601	27.251	41.945	1'00.684	2'21.481	239,5	16:00'24.412
9	24.474	51.686	1'01.808	53.315	3'11.283	43,5	16:03'35.695
10	11.615	26.272	39.747	39.736	1'57.370	230,8	16:05'33.065
11	11.391	26.538	39.628	39.391	1'56.948	234,3	16:07'30.013
12	11.619	26.419	43.829	1'10.709	2'32.576	237,9	16:10'02.589
13	18.668	40.075	1'01.497	56.217	2'56.457	104,8	16:12'59.046
14	11.427	27.593	41.113	39.619	1'59.752	243,2	16:14'58.798



5.5



ACI Racing Weekend Monza, 8-9 Ottobre 2022

Italian F4 Championship - Chronological Analysis Race 1

Monza 5.793 m

Start at 15:40'52.531

5 / 6

Race Time 34'06.267

73 R. NARAC (1'56.879)						
Lap	Seg.1	Seg.2	Seg.3	Seg.4	Lap Time	Local Time
1		30.401	40.962	53.860	2'23.007	15:43'15.538
2	20.041	31.862	1'03.695	1'11.642	3'07.240	15:46'22.778
3	20.659	30.961	51.949	56.065	2'39.634	15:49'02.412
4	11.485	26.442	39.634	39.318	1'56.879	15:50'59.291
5	11.535	25.794	39.974	39.854	1'57.157	15:52'56.448
6	11.409	25.744	41.831	52.929	2'11.913	15:55'08.361
7	15.948	40.875	1'02.189	54.936	2'53.948	15:58'02.309
8	11.367	27.005	41.952	1'01.156	2'21.480	16:00'23.789
9	24.278	51.457	1'02.189	53.534	3'11.458	16:03'35.247
10	11.335	26.485	40.117	39.713	1'57.650	16:05'32.897
11	11.614	27.405	39.875	40.165	1'59.059	16:07'31.956
12	11.576	26.039	44.039	1'10.595	2'32.249	16:10'04.205
13	18.381	40.348	1'01.122	55.651	2'55.502	16:12'59.707
14	11.405	27.388	41.092	39.628	1'59.513	16:14'59.220
Race Time 34'06.689						

10	11.344	26.758	39.409	39.697	1'57.208	236,3	16:05'31.894
11	11.310	27.197	40.389	39.313	1'58.209	245,5	16:07'30.103
12	11.565	26.300	43.034	1'10.635	2'31.534	236,3	16:10'01.637
13	18.990	39.789	1'01.274	57.121	2'57.174	104,2	16:12'58.811
Race Time 32'06.280							

77 T. BARNARD (1'54.919)						
Lap	Seg.1	Seg.2	Seg.3	Seg.4	Lap Time	Local Time
1		26.678	39.700	40.348	2'00.937	15:42'53.468
2	18.189	34.982	1'02.994	1'10.105	3'06.270	15:45'59.738
3	17.810	35.120	52.611	1'07.556	2'53.097	15:48'52.835
4	11.375	25.966	38.540	39.038	1'54.919	15:50'47.754
5	11.403	25.536	39.197	39.436	1'55.572	15:52'43.326
6	11.280	25.611	39.207	44.302	2'00.400	15:54'43.726
7	17.452	43.605	59.284	1'09.231	3'09.572	15:57'53.298
8	11.387	25.526	38.708	58.084	2'13.705	16:00'07.003
9	23.089	49.118	1'01.768	1'06.367	3'20.342	16:03'27.345
10	11.408	26.001	40.361	39.512	1'57.282	16:05'24.627
11	11.291	25.675	39.109	38.985	1'55.060	16:07'19.687
12	11.536	25.320	43.925	1'10.363	2'31.144	16:09'50.831
13	16.495	42.243	1'00.324	1'03.838	3'02.900	16:12'53.731
14	11.295	27.403	39.464	39.649	1'57.811	16:14'51.542
Race Time 33'59.011						

83 M. WEUG (1'55.558)							
Lap	Seg.1	Seg.2	Seg.3	Seg.4	Lap Time	Local Time	
1		27.703	40.395	41.492	2'04.063	198,5	15:42'56.594
2	18.437	34.671	1'03.067	1'11.067	3'07.242	98,4	15:46'03.836
3	16.994	35.253	52.762	1'05.539	2'50.548	116,4	15:48'54.384
4	11.539	25.611	39.454	39.011	1'55.615	240,0	15:50'49.999
5	11.510	25.943	39.147	38.958	1'55.558	240,0	15:52'45.557
6	11.476	25.496	39.010	45.867	2'01.849	241,6	15:54'47.406
7	17.106	44.077	58.954	1'07.546	3'07.683	98,1	15:57'55.089
8	11.406	25.644	39.261	58.338	2'14.649	244,9	16:00'09.738
9	23.760	50.359	1'01.487	1'03.919	3'19.525	83,6	16:03'29.263
10	11.463	25.793	39.461	39.281	1'55.998	242,2	16:05'25.261
11	11.223	26.490	39.640	39.515	1'56.868	247,1	16:07'22.129
Race Time 26'29.598							

78 V. BLOKINA (1'55.973)							
Lap	Seg.1	Seg.2	Seg.3	Seg.4	Lap Time	Local Time	
1		29.755	40.115	49.164	2'15.809	186,5	15:43'08.340
2	19.011	33.522	1'02.230	1'12.879	3'07.642	190,5	15:46'15.982
3	18.918	32.630	52.671	59.091	2'43.310	142,5	15:48'59.292
4	11.335	26.428	39.363	39.638	1'56.764	245,5	15:50'56.056
5	11.432	26.518	38.781	39.242	1'55.973	234,3	15:52'52.029
6	11.612	26.128	39.359	52.331	2'09.430	235,8	15:55'01.459
7	12.745	44.557	1'00.865	59.594	2'57.761	170,1	15:57'59.220
8	11.435	27.398	38.994	1'00.469	2'18.296	244,9	16:00'17.516
9	23.593	51.388	1'01.075	58.606	3'14.662	60,9	16:03'32.178
10	11.400	26.844	39.407	40.063	1'57.714	242,7	16:05'29.892
11	11.279	26.994	40.233	52.324	2'10.830P	247,7	16:07'40.722
12	49.901	26.944	39.625	40.230	2'36.700P	190,8	16:10'17.422
13	11.885	36.318	1'01.854	53.438	2'43.495	231,3	16:13'00.917
14	11.695	27.579	40.406	40.043	1'59.723	233,3	16:15'00.640
Race Time 34'08.109							

88 R. CAMARA (1'54.254)							
Lap	Seg.1	Seg.2	Seg.3	Seg.4	Lap Time	Local Time	
1		26.417	39.185	39.020	1'57.113	194,6	15:42'49.644
2	16.157	35.747	1'03.014	1'07.985	3'02.903	123,9	15:45'52.547
3	18.814	34.922	51.699	1'12.447	2'57.882	107,8	15:48'50.429
4	11.625	25.706	38.414	39.056	1'54.801	236,3	15:50'45.230
5	11.496	26.606	39.216	39.079	1'56.397	242,2	15:52'41.627
6	11.357	25.871	38.625	43.702	1'59.555	236,8	15:54'41.182
7	17.174	43.061	58.994	1'11.777	3'11.006	124,7	15:57'52.188
8	11.454	25.487	38.807	57.238	2'12.986	241,6	16:00'05.174
9	23.005	48.375	1'01.778	1'08.431	3'21.589	95,1	16:03'26.763
10	11.450	25.801	38.959	38.712	1'54.922	242,2	16:05'21.685
11	11.457	25.381	38.569	38.847	1'54.254	241,1	16:07'15.939
12	11.459	25.621	45.356	1'08.781	2'31.217	240,0	16:09'47.156
13	16.347	42.319	59.346	1'07.050	3'05.062	140,8	16:12'52.218
14	11.511	25.635	38.635	39.016	1'54.797	238,9	16:14'47.015
Race Time 33'54.484							

79 G. MARKOGIANNIS (1'55.974)							
Lap	Seg.1	Seg.2	Seg.3	Seg.4	Lap Time	Local Time	
1		28.958	39.936	52.799	2'22.075	210,1	15:43'14.606
2	19.863	32.437	1'03.559	1'11.388	3'07.247	144,8	15:46'21.853
3	20.586	31.484	51.681	56.362	2'40.113	147,9	15:49'01.966
4	11.424	26.031	38.874	39.645	1'55.974	242,7	15:50'57.940
5	11.639	26.420	39.029	39.369	1'56.457	240,0	15:52'54.397
6	11.694	26.321	41.241	52.382	2'11.638	234,3	15:55'06.035
7	16.031	40.696	1'02.722	55.948	2'55.397	193,5	15:58'01.432
8	11.703	27.244	41.621	1'00.030	2'20.598	240,0	16:00'22.030
9	24.833	51.359	1'02.647	53.817	3'12.656	49,4	16:03'34.686
Race Time 34'08.109							

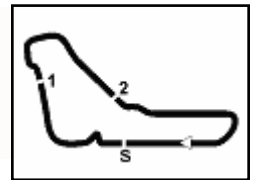
89 I. DOMINGUES (1'55.203)							
Lap	Seg.1	Seg.2	Seg.3	Seg.4	Lap Time	Local Time	
1		28.528	41.015	46.325	2'11.902	207,7	15:43'04.433
2	18.368	34.026	1'02.223	1'13.651	3'08.268	115,1	15:46'12.701
3	17.602	33.661	51.470	1'01.877	2'44.610	181,5	15:48'57.311
4	11.461	26.162	38.849	38.731	1'55.203	233,3	15:50'52.514
5	11.458	26.527	38.406	38.992	1'55.383	241,6	15:52'47.897
6	11.326	25.618	39.402	47.629	2'03.975	241,6	15:54'51.872
7	15.697	44.685	59.911	1'04.115	3'04.408	131,1	15:57'56.280
8	11.496	26.240	38.413	59.909	2'16.058	241,1	16:00'12.338
9	23.081	50.906	1'02.176	1'01.690	3'17.853	85,6	16:03'30.191
10	11.588	25.968	38.520	39.398	1'55.474	241,1	16:05'25.665
11	11.340	25.793	39.101	39.806	1'56.040	244,3	16:07'21.705
12	11.679	39.483	46.713	1'17.682	2'55.557P	232,3	16:10'17.262
Race Time 29'24.731							

08/10/2022 P = Pits In/Out - C = Lap Time Cancelled

96 J. CASTRO (1'56.261)							
Lap	Seg.1	Seg.2	Seg.3	Seg.4	Lap Time	Local Time	
1		28.659	40.913	46.869	2'12.351	209,7	15:43'04.882
2	18.480	34.536	1'01.959	1'13.645	3'08.620	116,4	15:46'13.502
3	17.596	33.619	52.264	1'00.796	2'44.275	167,4	15:48'57.777
4	11.564	26.241	40.454	39.918	1'58.177	237,9	15:50'55.954
5	11.541	26.825	39.219	39.106	1'56.691	239,5	15:52'52.645
6	11.419	25.817	40.567	52.757	2'10.560	243,2	15:55'03.205
7	13.602	43.134	1'00.995	58.975	2'56.706	184,6	15:57'59.911
8	11.510	1'05.856	40.304	51.373	2'49.043P	241,1	16:00'48.954
9	49.101	26.736	41.708	50.861	2'48.406P	188,8	16:03'37.360
10	11.624	25.600	38.997	40.040	1'56.261	238,9	16:05'33.621

Powered by FICR PERUGIA TIMING





ACI Racing Weekend Monza, 8-9 Ottobre 2022

Italian F4 Championship - Chronological Analysis Race 1

Start at 15:40'52.531

11	11.326	26.620	39.979	40.487	1'58.412	245,5	16:07'32.033
12	11.677	28.682	42.882	1'11.484	2'34.725	221,3	16:10'06.758
13	17.375	40.195	1'01.606	54.411	2'53.587	131,7	16:13'00.345
14	11.406	27.619	40.378	40.190	1'59.593	242,2	16:14'59.938

Race Time 34'07.407 + 10.000Pen

97 N. KOOLEN (1'56.523)

Lap	Seg.1	Seg.2	Seg.3	Seg.4	Lap Time	km/h	Local Time
1		30.339	40.083	51.549	2'20.761	200,7	15:43'13.292
2	19.701	33.078	1'02.326	1'12.876	3'07.981	183,7	15:46'21.273
3	20.750	31.292	52.050	56.372	2'40.464	164,9	15:49'01.737
4	11.455	26.363	39.168	39.537	1'56.523	239,5	15:50'58.260
5	11.332	26.546	39.217	39.555	1'56.650	245,5	15:52'54.910
6	11.429	26.003	42.007	52.442	2'11.881	241,6	15:55'06.791
7	16.325	40.580	1'02.702	55.207	2'54.814	180,6	15:58'01.605
8	11.439	26.747	41.126	59.680	2'18.992	240,5	16:00'20.597
9	24.510	51.661	1'01.410	56.141	3'13.722	53,2	16:03'34.319
10	11.573	26.249	39.683	39.938	1'57.443	237,9	16:05'31.762
11	11.297	26.619	39.201	40.194	1'57.311	246,6	16:07'29.073
12	11.572	26.116	42.801	1'10.408	2'30.897	239,5	16:09'59.970
13	18.378	40.324	1'01.435	58.198	2'58.335	142,3	16:12'58.305
14	11.605	26.866	39.649	40.119	1'58.239	240,5	16:14'56.544

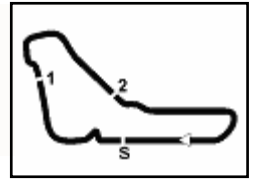
Race Time 34'04.013

98 J. MACHIELS (1'55.652)

Lap	Seg.1	Seg.2	Seg.3	Seg.4	Lap Time	km/h	Local Time
1		29.655	40.914	49.339	2'16.953	208,1	15:43'09.484
2	19.630	33.386	1'02.590	1'12.508	3'08.114	186,5	15:46'17.598
3	19.226	32.686	53.320	57.269	2'42.501	138,8	15:49'00.099
4	11.568	26.189	39.391	40.029	1'57.177	236,3	15:50'57.276
5	11.558	25.808	39.212	39.074	1'55.652	240,0	15:52'52.928
6	11.414	25.742	40.845	53.123	2'11.124	243,2	15:55'04.052
7	14.053	42.472	1'00.870	58.852	2'56.247	219,1	15:58'00.299
8	11.522	26.806	40.024	59.207	2'17.559	241,6	16:00'17.858
9	23.682	51.796	1'00.822	58.392	3'14.692	60,1	16:03'32.550
10	11.557	26.789	39.907	47.352	2'05.605P	238,4	16:05'38.155
11	1'08.961	26.435	39.115	39.657	2'54.168P	188,2	16:08'32.323
12	12.253	27.594	40.179	40.674	2'00.700	225,9	16:10'33.023
13	12.262	27.065	55.964	52.929	2'28.220	198,9	16:13'01.243
14	11.515	26.996	40.344	40.307	1'59.162	240,0	16:15'00.405

Race Time 34'07.874

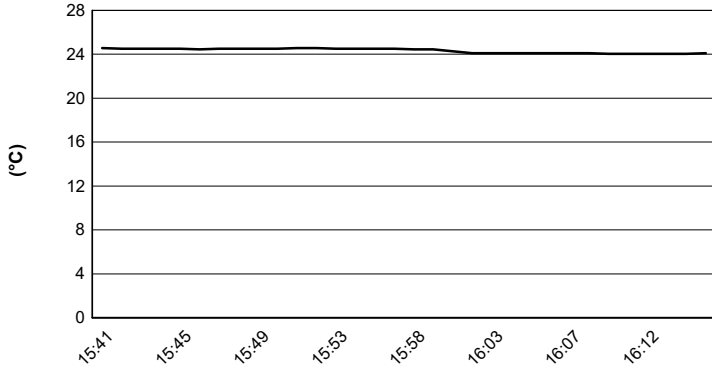




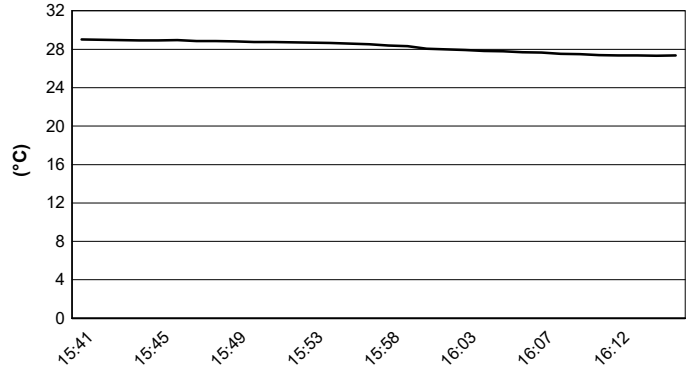
Monza 5.793 m

ACI Racing Weekend Monza, 8-9 Ottobre 2022
Italian F4 Championship - Weather Report Race 1
 Session started 15:41 - Session ended 16:17

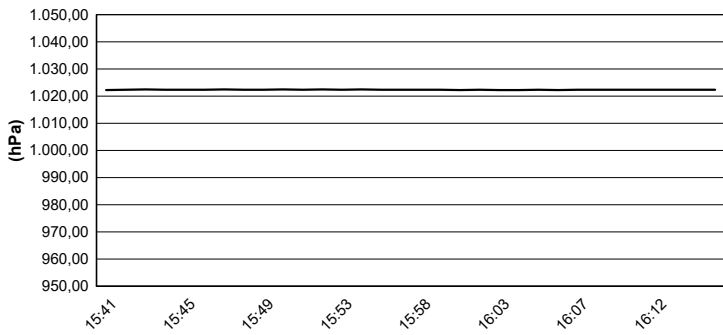
Air Temperature



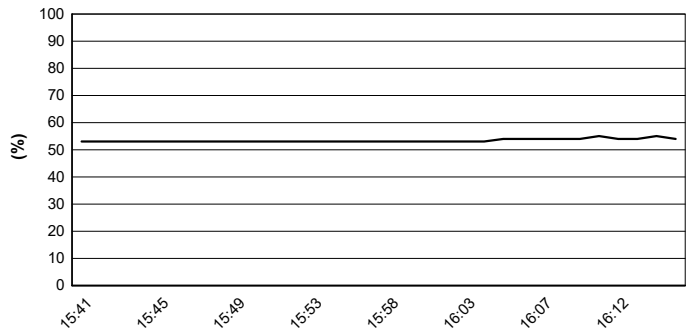
Track Temperature



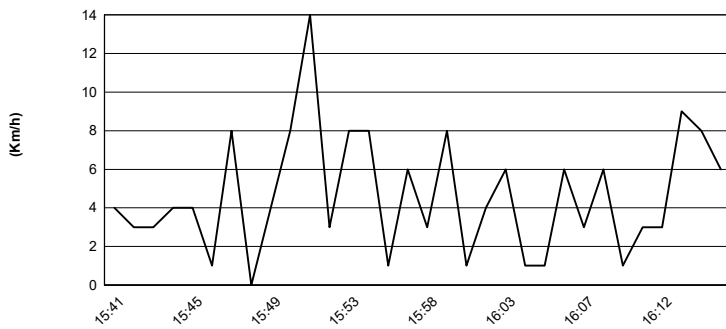
Air Pressure



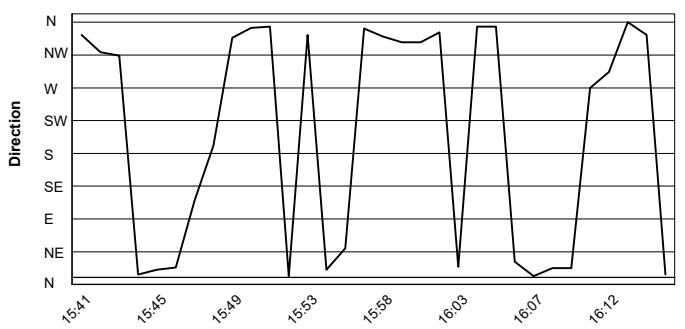
Humidity



Wind Speed

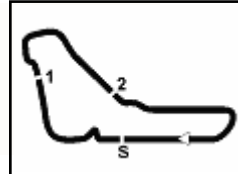


Wind Direction



08/10/2022




ACI Racing Weekend Monza, 8-9 Ottobre 2022
Italian F4 Championship - Starting Grid Race 1 (Duration: 30' +1 Lap)

36	AKHMED I. AKM Motorsport	Tatuus 1'57.363	29	RISHAB A. BWR Motorsport	Tatuus 1'57.322	22
39	LIU Q. AKM Motorsport	Tatuus 1'56.315	8	MASCHIO G. AS Motorsport	Tatuus 1'56.284	21
97	KOOLEN N. Monlau Motorsport	Tatuus 1'55.957	73	NARAC R. R-ACE GP	Tatuus 1'55.707	20
54	SOLDAVINI NORES Maffi Racing	Tatuus 1'55.549	98	MACHIELS J. Monlau Motorsport	Tatuus 1'55.456	19
21	FRASSINETI A. Cars Racing	Tatuus 1'55.408	48	SPERANDIO E. Maffi Racing	Tatuus 1'55.357	18
14	LUND F. R-ACE GP	Tatuus 1'55.209	78	BLOKINA V. PHM Racing	Tatuus 1'55.159	17
9	SPINA A. BVM Racing	Tatuus 1'54.823	26	BHIROMBHAKDI N. Jenzer Motorsport	Tatuus 1'55.091	16
89	DOMINGUES I. Iron Lynx	Tatuus 1'55.028	79	MARKOGIANNIS G. Cram Motorsport	Tatuus 1'55.014	15
18	HWARANG K. BVM Racing	Tatuus 1'54.852	74	DAVID H. R-ACE GP	Tatuus 1'54.826	14
96	CASTRO J. Van Amersfoort Racing	Tatuus 1'54.821	19	KARLSSON W. BVM Racing	Tatuus 1'54.663	13
27	ISCHER E. Jenzer Motorsport	Tatuus 1'54.600	41	RIED J. PHM Racing	Tatuus 1'54.551	12
28	KLUSS V. Jenzer Motorsport	Tatuus 1'54.505	11	PERINO P. US Racing	Tatuus 1'54.499	11
38	RINICELLA V. AKM Motorsport	Tatuus 1'54.458	23	PARTYSHEV O. Jenzer Motorsport	Tatuus 1'54.436	10
83	WEUG M. Iron Dames	Tatuus 1'54.338	47	LACORTE N. Iron Lynx	Tatuus 1'54.125	9
77	BARNARD T. PHM Racing	Tatuus 1'54.067	30	ZACHARY D. US Racing	Tatuus 1'54.066	8
17	FITTIPALDI E. Van Amersfoort Racing	Tatuus 1'54.015	15	BEDRIN N. PHM Racing	Tatuus 1'53.942	7
33	BADOER B. Van Amersfoort Racing	Tatuus 1'53.878	31	LINDBLAD A. Van Amersfoort Racing	Tatuus 1'53.744	6
20	LAURSEN C. Prema Racing	Tatuus 1'53.666	44	BOHRA N. US Racing	Tatuus 1'53.468	5
34	STENSHORNE M. Van Amersfoort Racing	Tatuus 1'53.405	13	WHARTON J. Prema Racing	Tatuus 1'53.381	4
12	ANTONELLI K. Prema Racing	Tatuus 1'53.299	22	DUNNE A. US Racing	Tatuus 1'53.178	3
37	SZTUKA K. US Racing	Tatuus 1'53.114	88	CAMARA R. Prema Racing	Tatuus 1'52.960	2
52	AMAND M. US Racing	Tatuus 1'52.951	7	WURZ C. Prema Racing	Tatuus 1'52.949	1

Driver n. 9 (Spina A.) drops 5 positions for Steward decision no. 13 at Red Bull Ring Round.

08/10/2022 Stewards

