

ACI Racing Weekend Monza, 8-9 Ottobre 2022

Italian F4 Championship - Result Race 2

Laps 12 = 69,516 km - Avg 138,952 km/h - Race Time 30'01.032

Monza 5.793 m

1 / 2

No.	Driver	Nat	Entrant	Team	Car	Class	Laps	Time	Gap	Rel.	Fastest Lap	
1	12 ANTONELLI Kimi Andrea	ITA	Prema Racing	Prema Racing	Tatuus F.4 T421	R	12	30'01.032		7	1'54.989	
2	7 WURZ Charlie	AUT	Prema Racing	Prema Racing	Tatuus F.4 T421	R	12	30'01.787	0.755	0.755	4	1'55.480
3	34 STENSHORNE Martinus	NOR	Van Amersfoort Racing	Van Amersfoort Racing	Tatuus F.4 T421	R	12	30'02.222	1.190	0.435	4	1'54.941
4	77 BARNARD Taylor	GBR	PHM Racing	PHM Racing	Tatuus F.4 T421		12	30'03.185	2.153	0.963	12	1'55.807
5	74 DAVID Hadrien	FRA	R-ACE GP	R-ACE GP	Tatuus F.4 T421		12	30'03.595	2.563	0.410	12	1'56.279
6	22 DUNNE Alexander	IRL	US Racing	US Racing	Tatuus F.4 T421		12	30'03.875	2.843	0.280	4	1'54.736
7	30 ZACHARY David	MLT	US Racing	US Racing	Tatuus F.4 T421	R	12	30'05.304	4.272	1.429	7	1'56.500
8	52 AMAND Marcus	FRA	US Racing	US Racing	Tatuus F.4 T421		12	30'05.557	4.525	0.253	8	1'55.418
9	31 LINDBLAD Arvid	GBR	Van Amersfoort Racing	Van Amersfoort Racing	Tatuus F.4 T421	R	12	30'07.002	5.970	1.445	4	1'55.113
10	88 CAMARA Rafael	BRA	Prema Racing	Prema Racing	Tatuus F.4 T421	R	12	30'07.092	6.060	0.090	4	1'54.903
11	15 BEDRIN Nikita		PHM Racing	PHM Racing	Tatuus F.4 T421		12	30'07.103	6.071	0.011	8	1'55.285
12	38 RINICELLA Valerio	ITA	AKM Motorsport	AKM Motorsport	Tatuus F.4 T421	R	12	30'07.496	6.464	0.393	8	1'55.649
13	33 BADOER Brando	ITA	Van Amersfoort Racing	Van Amersfoort Racing	Tatuus F.4 T421	R	12	30'07.598	6.566	0.102	8	1'55.467
14	17 FITTIPALDI Emerson Jr.	BRA	Van Amersfoort Racing	Van Amersfoort Racing	Tatuus F.4 T421	R	12	30'07.655	6.623	0.057	8	1'55.621
15P	13 WHARTON James Anthony	AUS	Prema Racing	Prema Racing	Tatuus F.4 T421	R	12	30'07.800	6.768	0.145	7	1'55.257
16	11 PERINO Pedro	MOZ	US Racing	US Racing	Tatuus F.4 T421		12	30'07.907	6.875	0.107	8	1'56.372
17	96 CASTRO Jules	BEL	Van Amersfoort Racing	Van Amersfoort Racing	Tatuus F.4 T421	R	12	30'08.628	7.596	0.721	8	1'56.436
18	48 SPERANDIO Elia	CHE	Maffi Racing	Maffi Racing	Tatuus F.4 T421	R	12	30'08.941	7.909	0.313	12	1'57.500
19	23 PARTYSHEV Oleksandr	UKR	Jenzer Motorsport	Jenzer Motorsport	Tatuus F.4 T421		12	30'09.024	7.992	0.083	12	1'57.527
20	28 KLUSS Valentin	DEU	Jenzer Motorsport	Jenzer Motorsport	Tatuus F.4 T421	R	12	30'11.123	10.091	2.099	8	1'56.476
21	78 BLOKINA Viktoria		PHM Racing	PHM Racing	Tatuus F.4 T421	R	12	30'11.726	10.694	0.603	8	1'56.862
22	9 SPINA Alfio Andrea	ITA	BVM Racing	BVM Racing	Tatuus F.4 T421	R	12	30'11.774	10.742	0.048	8	1'57.600
23	19 KARLSSON William	SWE	BVM Racing	BVM Racing	Tatuus F.4 T421	R	12	30'12.411	11.379	0.637	8	1'56.174
24	20 LAURSEN Conrad	DEN	Prema Racing	Prema Racing	Tatuus F.4 T421		12	30'12.525	11.493	0.114	12	1'55.508
25	98 MACHIELS Jef	BEL	Monlau Motorsport	Monlau Motorsport	Tatuus F.4 T421	R	12	30'12.910	11.878	0.385	12	1'58.276
26	44 BOHRA Nikhil	USA	US Racing	US Racing	Tatuus F.4 T421	R	12	30'13.176	12.144	0.266	8	1'55.175
27	54 SOLDAVINI NORES Juan Francisco	ARG	Maffi Racing	Maffi Racing	Tatuus F.4 T421	R	12	30'15.673	14.641	2.497	8	1'58.008
28	83 WEUG Maya	NLD	Iron Dames	Iron Dames	Tatuus F.4 T421		12	30'16.549	15.517	0.876	8	1'55.789
29	29 RISHAB Anandraj Jain	SGP	BWR Motorsport	BWR Motorsport	Tatuus F.4 T421	R	12	30'16.942	15.910	0.393	8	1'58.765
30	97 KOOLEN Niels	BEL	Monlau Motorsport	Monlau Motorsport	Tatuus F.4 T421	R	12	30'16.952	15.920	0.010	8	1'58.576
31P	18 HWARANG Kim	KOR	BVM Racing	BVM Racing	Tatuus F.4 T421	R	12	30'17.175	16.143	0.223	8	1'56.382
32	39 LIU Qi Rui	CHN	AKM Motorsport	AKM Motorsport	Tatuus F.4 T421	R	12	30'17.526	16.494	0.351	12	1'59.528
33	36 AKHMED Ismail	UZB	AKM Motorsport	AKM Motorsport	Tatuus F.4 T421	R	11	28'15.394	1 Lap	1 Lap	8	1'57.988
34	79 MARKOGIANNIS Georgios	GRE	Cram Motorsport	Cram Motorsport	Tatuus F.4 T421		9	21'54.828	3 Laps	2 Laps	4	1'59.516
35	47 LACORTE Nicola	ITA	Iron Lynx	Iron Lynx	Tatuus F.4 T421	R	8	19'10.339	4 Laps	1 Lap	8	1'55.000
36	26 BHIROMBHAKDI Nandhavud	THA	Jenzer Motorsport	Jenzer Motorsport	Tatuus F.4 T421	R	8	19'13.952	4 Laps	3.613	8	1'56.900
37	41 RIED Jonas	DEU	PHM Racing	PHM Racing	Tatuus F.4 T421		8	19'14.012	4 Laps	0.060	8	1'57.432
38	14 LUND Frederik	DEN	R-ACE GP	R-ACE GP	Tatuus F.4 T421	R	8	19'21.707	4 Laps	7.695	8	2'00.846
39	73 NARAC Raphael	FRA	R-ACE GP	R-ACE GP	Tatuus F.4 T421		8	19'21.892	4 Laps	0.185	8	1'57.711
----- Not Classified -----												
RET	27 ISCHER Ethan	CHE	Jenzer Motorsport	Jenzer Motorsport	Tatuus F.4 T421	R	6	15'18.955	6 Laps		4	2'01.737
RET	37 SZTUKA Kacper	POL	US Racing	US Racing	Tatuus F.4 T421		3	7'58.483	9 Laps		3	1'58.889
RET	21 FRASSINETI Andrea	ITA	Cars Racing	Cars Racing	Tatuus F.4 T421	R	3	8'07.161	9 Laps		3	2'00.875
NS	8 MASCHIO Giovanni	ITA	AS Motorsport	AS Motorsport	Tatuus F.4 T421	R						

 Starting: 43 Classified: 39 Not Classified: 0 Retired: 3 Not Started: 1
 Fastest Lap N. 4 No. 22 Alexander Dunne Time 1'54.736 Avg. 181,763 Km/h

Humidity:	88%	AIR	18°C
Condition:	WET	Track	17°C

Clerk of the Course : Renato Schmidt

Race Director : Alessandro Ferrari

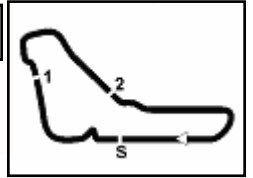
09/10/2022 Start 17:03 End 17:33

Powered by FICr PERUGIA TIMING





6.1



Monza 5.793 m

2 / 2

ACI Racing Weekend Monza, 8-9 Ottobre 2022

Italian F4 Championship - Result Race 2

Penalty and Infringement

19.17	13	J. WHARTON	Time Penalty 5 sec. decisione n. 19 CCSS
19.18	18	K. HWARANG	Time Penalty 5 sec. decisione n. 20 CCSS

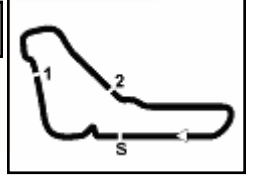
Clerk of the Course : Renato Schmidt

Race Director : Alessandro Ferrari

	Start	End
09/10/2022	17:03	17:33

Powered by FICr PERUGIA TIMING





ACI Racing Weekend Monza, 8-9 Ottobre 2022

Italian F4 Championship - Result by Class Race 2

Rookie

Laps 12 = 69,516 km - Avg 138,952 km/h - Race Time 30'01.032

No.	Driver	Nat	Entrant	Team	Car	Laps	Time	Gap	Rel.	Fastest Lap
1	12 ANTONELLI Kimi Andrea	ITA	Prema Racing	Prema Racing	Tatuus F.4 T421	12	30'01.032			7 1'54.989
2	7 WURZ Charlie	AUT	Prema Racing	Prema Racing	Tatuus F.4 T421	12	30'01.787	0.755	0.755	4 1'55.480
3	34 STENSHORNE Martinus	NOR	Van Amersfoort Racing	Van Amersfoort Racing	Tatuus F.4 T421	12	30'02.222	1.190	0.435	4 1'54.941
4	30 ZACHARY David	MLT	US Racing	US Racing	Tatuus F.4 T421	12	30'05.304	4.272	3.082	7 1'56.500
5	31 LINDBLAD Arvid	GBR	Van Amersfoort Racing	Van Amersfoort Racing	Tatuus F.4 T421	12	30'07.002	5.970	1.698	4 1'55.113
6	88 CAMARA Rafael	BRA	Prema Racing	Prema Racing	Tatuus F.4 T421	12	30'07.092	6.060	0.090	4 1'54.903
7	38 RINICELLA Valerio	ITA	AKM Motorsport	AKM Motorsport	Tatuus F.4 T421	12	30'07.496	6.464	0.404	8 1'55.649
8	33 BADOER Brando	ITA	Van Amersfoort Racing	Van Amersfoort Racing	Tatuus F.4 T421	12	30'07.598	6.566	0.102	8 1'55.467
9	17 FITTIPALDI Emerson Jr.	BRA	Van Amersfoort Racing	Van Amersfoort Racing	Tatuus F.4 T421	12	30'07.655	6.623	0.057	8 1'55.621
10P	13 WHARTON James Anthony	AUS	Prema Racing	Prema Racing	Tatuus F.4 T421	12	30'07.800	6.768	0.145	7 1'55.257
11	96 CASTRO Jules	BEL	Van Amersfoort Racing	Van Amersfoort Racing	Tatuus F.4 T421	12	30'08.628	7.596	0.828	8 1'56.436
12	48 SPERANDIO Elia	CHE	Maffi Racing	Maffi Racing	Tatuus F.4 T421	12	30'08.941	7.909	0.313	12 1'57.500
13	28 KLUSS Valentin	DEU	Jenzer Motorsport	Jenzer Motorsport	Tatuus F.4 T421	12	30'11.123	10.091	2.182	8 1'56.476
14	78 BLOKINA Viktoria		PHM Racing	PHM Racing	Tatuus F.4 T421	12	30'11.726	10.694	0.603	8 1'56.862
15	9 SPINA Alfio Andrea	ITA	BVM Racing	BVM Racing	Tatuus F.4 T421	12	30'11.774	10.742	0.048	8 1'57.600
16	19 KARLSSON William	SWE	BVM Racing	BVM Racing	Tatuus F.4 T421	12	30'12.411	11.379	0.637	8 1'56.174
17	98 MACHIELS Jef	BEL	Monlau Motorsport	Monlau Motorsport	Tatuus F.4 T421	12	30'12.910	11.878	0.499	12 1'58.276
18	44 BOHRA Nikhil	USA	US Racing	US Racing	Tatuus F.4 T421	12	30'13.176	12.144	0.266	8 1'55.175
19	54 SOLDAVINI NORES Juan Francisco	ARG	Maffi Racing	Maffi Racing	Tatuus F.4 T421	12	30'15.673	14.641	2.497	8 1'58.008
20	29 RISHAB Anandraj Jain	SGP	BWR Motorsport	BWR Motorsport	Tatuus F.4 T421	12	30'16.942	15.910	1.269	8 1'58.765
21	97 KOOLEN Niels	BEL	Monlau Motorsport	Monlau Motorsport	Tatuus F.4 T421	12	30'16.952	15.920	0.010	8 1'58.576
22P	18 HWARANG Kim	KOR	BVM Racing	BVM Racing	Tatuus F.4 T421	12	30'17.175	16.143	0.223	8 1'56.382
23	39 LIU Qi Rui	CHN	AKM Motorsport	AKM Motorsport	Tatuus F.4 T421	12	30'17.526	16.494	0.351	12 1'59.528
24	36 AKHMED Ismail	UZB	AKM Motorsport	AKM Motorsport	Tatuus F.4 T421	11	28'15.394	1 Lap	1 Lap	8 1'57.988
25	47 LACORTE Nicola	ITA	Iron Lynx	Iron Lynx	Tatuus F.4 T421	8	19'10.339	4 Laps	3 Laps	8 1'55.000
26	26 BHIROMBHAKDI Nandhavud	THA	Jenzer Motorsport	Jenzer Motorsport	Tatuus F.4 T421	8	19'13.952	4 Laps	3.613	8 1'56.900
27	14 LUND Frederik	DEN	R-ACE GP	R-ACE GP	Tatuus F.4 T421	8	19'21.707	4 Laps	7.755	8 2'00.846
----- Not Classified -----										
RET	27 ISCHER Ethan	CHE	Jenzer Motorsport	Jenzer Motorsport	Tatuus F.4 T421	6	15'18.955	6 Laps		4 2'01.737
RET	21 FRASSINETI Andrea	ITA	Cars Racing	Cars Racing	Tatuus F.4 T421	3	8'07.161	9 Laps		3 2'00.875
NS	8 MASCHIO Giovanni	ITA	AS Motorsport	AS Motorsport	Tatuus F.4 T421					

Starting: 30 Classified: 27 Not Classified: 0 Retired: 2 Not Started: 1
 Fastest Lap N. 4 No. 88 Rafael Camara Time 1'54.903 Avg. 181,499 Km/h

Humidity:	88%	AIR	18°C
Condition:	WET	Track	17°C

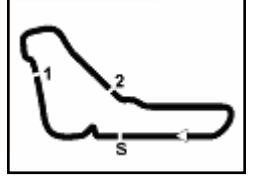
Clerk of the Course : Renato Schmidt

Race Director : Alessandro Ferrari

09/10/2022 Start 17:03 End 17:33

Powered by FICr PERUGIA TIMING





Monza 5.793 m

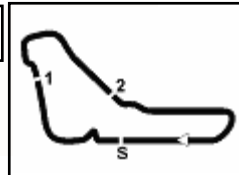
ACI Racing Weekend Monza, 8-9 Ottobre 2022

Italian F4 Championship - Lap Chart Race 2

	Lap											
	1	2	3	4	5	6	7	8	9	10	11	12
1	12	12	12	12	12	12	12	12	12	12	12	12
2	34	34	22	22	22	22	22	22	7	7	7	7
3	22	22	88	88	88	88	88	88	34	34	34	34
4	88	88	7	7	7	7	13	34	13	13	13	13
5	7	7	34	34	34	34	34	7	74	74	74	77
6	31	31	31	31	31	31	7	13	77	77	77	74
7	30	30	13	13	13	13	31	31	22	22	22	22
8	13	13	30	74	74	74	74	74	52	52	52	30
9	74	74	77	77	77	77	77	77	30	30	30	52
10	77	77	74	20	20	20	30	52	15	15	15	31
11	37	37	37	30	30	30	52	30	31	31	31	88
12	20	20	20	33	33	33	15	15	33	33	33	15
13	52	52	44	52	52	52	33	33	17	17	17	38
14	11	11	52	15	15	15	38	38	38	38	38	33
15	44	44	33	38	38	38	17	17	88	88	88	17
16	33	33	11	17	17	17	83	83	11	11	11	11
17	83	83	15	11	11	11	47	47	96	96	96	96
18	15	15	38	83	83	83	11	11	78	78	78	48
19	38	38	83	47	47	47	96	96	48	48	48	23
20	47	47	17	41	41	41	78	78	23	23	23	28
21	17	17	96	96	96	96	41	26	28	28	28	78
22	9	9	47	78	78	78	26	41	19	19	19	9
23	96	96	41	28	28	28	28	28	9	9	9	18
24	41	41	28	26	26	26	9	9	44	44	44	19
25	28	28	23	9	9	9	23	48	18	18	18	20
26	18	18	9	48	48	48	48	23	98	98	98	98
27	78	78	78	79	79	79	14	19	36	36	36	44
28	23	23	26	44	18	18	19	18	29	29	29	54
29	39	39	39	18	14	14	18	44	97	97	97	83
30	14	14	14	14	23	23	20	98	54	54	54	29
31	79	79	79	23	27	27	98	54	83	83	83	97
32	26	26	48	27	19	19	44	14	20	20	20	39
33	73	73	18	19	73	73	54	73	79	39	39	
34	48	48	21	73	54	54	73	36	39			
35	27	27	73	54	97	97	29	29				
36	21	21	27	97	39	36	36	97				
37	97	97	54	29	98	98	97	79				
38	54	54	97	39	36	44	79	20				
39	29	29	98	98	29	29	39	39				
40	36	36	19	36	44	39						
41	98	98	36									
42	19	19	29									

Final Result		
1	12	ANTONELLI K. Laps 12
2	7	WURZ C. 0.755
3	34	STENSHORNE M. 1.190
4	77	BARNARD T. 2.153
5	74	DAVID H. 2.563
6	22	DUNNE A. 2.843
7	30	ZACHARY D. 4.272
8	52	AMAND M. 4.525
9	31	LINDBLAD A. 5.970
10	88	CAMARA R. 6.060
11	15	BEDRIN N. 6.071
12	38	RINICELLA V. 6.464
13	33	BADOER B. 6.566
14	17	FITTIPALDI E. 6.623
15	13	WHARTON J. (P) 6.768
16	11	PERINO P. 6.875
17	96	CASTRO J. 7.596
18	48	SPERANDIO E. 7.909
19	23	PARTYSHEV O. 7.992
20	28	KLUSS V. 10.091
21	78	BLOKINA V. 10.694
22	9	SPINA A. 10.742
23	19	KARLSSON W. 11.379
24	20	LAURSEN C. 11.493
25	98	MACHIELS J. 11.878
26	44	BOHRA N. 12.144
27	54	SOLDAVINI NORES J 14.641
28	83	WEUG M. 15.517
29	29	RISHAB A. 15.910
30	97	KOOLEN N. 15.920
31	18	HWARANG K. (P) 16.143
32	39	LIU Q. 16.494
33	36	AKHMED I. 1 Lap
34	79	MARKOGIANNIS G. 3 Laps
35	47	LACORTE N. 4 Laps
36	26	BHIROMBHAKDI N. 4 Laps
37	41	RIED J. 4 Laps
38	14	LUND F. 4 Laps
39	73	NARAC R. 4 Laps
RET	27	ISCHER E. 6 Laps
RET	37	SZTUKA K. 9 Laps
RET	21	FRASSINETI A. 9 Laps
NS	8	MASCHIO G.





ACI Racing Weekend Monza, 8-9 Ottobre 2022

Italian F4 Championship - Best Sectors & Speed Race 2

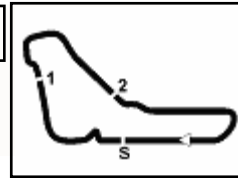
RESULTS

Pos	Driver	Time	Laps
1	12 ANTONELLI Kimi Andrea	Tatuus F.4 T421	Laps 15
2	7 WURZ Charlie	Tatuus F.4 T421	0.755
3	34 STENSHORNE Martinus	Tatuus F.4 T421	1.190
4	77 BARNARD Taylor	Tatuus F.4 T421	2.153
5	74 DAVID Hadrien	Tatuus F.4 T421	2.563
6	22 DUNNE Alexander	Tatuus F.4 T421	2.843
7	30 ZACHARY David	Tatuus F.4 T421	4.272
8	52 AMAND Marcus	Tatuus F.4 T421	4.525
9	31 LINDBLAD Arvid	Tatuus F.4 T421	5.970
10	88 CAMARA Rafael	Tatuus F.4 T421	6.060
11	15 BEDRIN Nikita	Tatuus F.4 T421	6.071
12	38 RINICELLA Valerio	Tatuus F.4 T421	6.464
13	33 BADOER Brando	Tatuus F.4 T421	6.566
14	17 FITTIPALDI Emerson Jr.	Tatuus F.4 T421	6.623
15	13 WHARTON James Anthony	Tatuus F.4 T421	6.768
16	11 PERINO Pedro	Tatuus F.4 T421	6.875
17	96 CASTRO Jules	Tatuus F.4 T421	7.596
18	48 SPERANDIO Elia	Tatuus F.4 T421	7.909
19	23 PARTYSHEV Oleksandr	Tatuus F.4 T421	7.992
20	28 KLUSS Valentin	Tatuus F.4 T421	10.091
21	78 BLOKINA Viktoria	Tatuus F.4 T421	10.694
22	9 SPINA Alfio Andrea	Tatuus F.4 T421	10.742
23	19 KARLSSON William	Tatuus F.4 T421	11.379
24	20 LAURSEN Conrad	Tatuus F.4 T421	11.493
25	98 MACHIELS Jef	Tatuus F.4 T421	11.878
26	44 BOHRA Nikhil	Tatuus F.4 T421	12.144
27	54 SOLDAVINI NORES Juan Fran	Tatuus F.4 T421	14.641
28	83 WEUG Maya	Tatuus F.4 T421	15.517
29	29 RISHAB Anandraj Jain	Tatuus F.4 T421	15.910
30	97 KOOLEN Niels	Tatuus F.4 T421	15.920
31	18 HWARANG Kim	Tatuus F.4 T421	16.143
32	39 LIU Qi Rui	Tatuus F.4 T421	16.494
33	36 AKHMED Ismail	Tatuus F.4 T421	1 Lap
34	79 MARKOGIANNIS Georgios	Tatuus F.4 T421	3 Laps
35	47 LACORTE Nicola	Tatuus F.4 T421	4 Laps
36	26 BHIROMBHAKDI Nandhavud	Tatuus F.4 T421	4 Laps
37	41 RIED Jonas	Tatuus F.4 T421	4 Laps
38	14 LUND Frederik	Tatuus F.4 T421	4 Laps
39	73 NARAC Raphael	Tatuus F.4 T421	4 Laps
RET	27 ISCHER Ethan	Tatuus F.4 T421	6 Laps
RET	37 SZTUKA Kacper	Tatuus F.4 T421	9 Laps
RET	21 FRASSINETI Andrea	Tatuus F.4 T421	9 Laps
NS	8 MASCHIO Giovanni	Tatuus F.4 T421	

SPEED

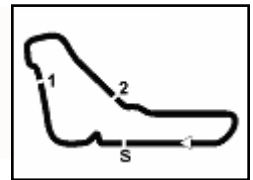
Pos	Driver	Time	Laps
1	26 BHIROMBHAKDI Nandhavud	Tatuus F.4 T421	246,0
2	23 PARTYSHEV Oleksandr	Tatuus F.4 T421	246,0
3	17 FITTIPALDI Emerson Jr.	Tatuus F.4 T421	243,2
4	20 LAURSEN Conrad	Tatuus F.4 T421	242,7
5	77 BARNARD Taylor	Tatuus F.4 T421	242,7
6	78 BLOKINA Viktoria	Tatuus F.4 T421	242,7
7	48 SPERANDIO Elia	Tatuus F.4 T421	242,2
8	9 SPINA Alfio Andrea	Tatuus F.4 T421	242,2
9	30 ZACHARY David	Tatuus F.4 T421	242,2
10	47 LACORTE Nicola	Tatuus F.4 T421	242,2
11	98 MACHIELS Jef	Tatuus F.4 T421	241,6
12	83 WEUG Maya	Tatuus F.4 T421	241,6
13	79 MARKOGIANNIS Georgios	Tatuus F.4 T421	241,6
14	44 BOHRA Nikhil	Tatuus F.4 T421	241,6
15	38 RINICELLA Valerio	Tatuus F.4 T421	241,6
16	27 ISCHER Ethan	Tatuus F.4 T421	241,6
17	11 PERINO Pedro	Tatuus F.4 T421	241,6
18	15 BEDRIN Nikita	Tatuus F.4 T421	241,6
19	19 KARLSSON William	Tatuus F.4 T421	241,1
20	18 HWARANG Kim	Tatuus F.4 T421	241,1
21	73 NARAC Raphael	Tatuus F.4 T421	241,1
22	31 LINDBLAD Arvid	Tatuus F.4 T421	240,5
23	54 SOLDAVINI NORES Juan Fran	Tatuus F.4 T421	240,5
24	97 KOOLEN Niels	Tatuus F.4 T421	240,5
25	21 FRASSINETI Andrea	Tatuus F.4 T421	240,5
26	7 WURZ Charlie	Tatuus F.4 T421	240,0
27	88 CAMARA Rafael	Tatuus F.4 T421	240,0
28	22 DUNNE Alexander	Tatuus F.4 T421	239,5
29	33 BADOER Brando	Tatuus F.4 T421	239,5
30	74 DAVID Hadrien	Tatuus F.4 T421	239,5
31	41 RIED Jonas	Tatuus F.4 T421	238,4
32	96 CASTRO Jules	Tatuus F.4 T421	238,4
33	13 WHARTON James Anthony	Tatuus F.4 T421	237,9
34	14 LUND Frederik	Tatuus F.4 T421	237,4
35	28 KLUSS Valentin	Tatuus F.4 T421	237,4
36	34 STENSHORNE Martinus	Tatuus F.4 T421	237,4
37	36 AKHMED Ismail	Tatuus F.4 T421	236,8
38	52 AMAND Marcus	Tatuus F.4 T421	236,8
39	39 LIU Qi Rui	Tatuus F.4 T421	236,3
40	29 RISHAB Anandraj Jain	Tatuus F.4 T421	233,3
41	12 ANTONELLI Kimi Andrea	Tatuus F.4 T421	230,8
42	37 SZTUKA Kacper	Tatuus F.4 T421	227,4





SEG. 1			SEG. 2			SEG. 3			SEG. 4						
1	26	BHIROMBHAKDI Nandh	11.222	1	52	AMAND Marcus	25.322	1	20	LAURSEN Conrad	37.909	1	88	CAMARA Rafael	38.830
2	44	BOHRA Nikhil	11.281	2	12	ANTONELLI Kimi Andrea	25.392	2	47	LACORTE Nicola	38.269	2	22	DUNNE Alexander	38.942
3	33	BADOER Brando	11.301	3	41	RIED Jonas	25.491	3	12	ANTONELLI Kimi Andrea	38.288	3	52	AMAND Marcus	38.989
4	52	AMAND Marcus	11.306	4	88	CAMARA Rafael	25.513	4	22	DUNNE Alexander	38.304	4	34	STENSHORNE Martinus	39.030
5	83	WEUG Maya	11.318	5	44	BOHRA Nikhil	25.560	5	44	BOHRA Nikhil	38.313	5	12	ANTONELLI Kimi Andrea	39.134
6	78	BLOKINA Viktoria	11.322	6	31	LINDBLAD Arvid	25.563	6	77	BARNARD Taylor	38.354	6	7	WURZ Charlie	39.171
7	9	SPINA Alfio Andrea	11.333	7	15	BEDRIN Nikita	25.607	7	15	BEDRIN Nikita	38.437	7	74	DAVID Hadrien	39.178
8	18	HWARANG Kim	11.333	8	34	STENSHORNE Martinus	25.609	8	7	WURZ Charlie	38.495	8	30	ZACHARY David	39.205
9	41	RIED Jonas	11.337	9	7	WURZ Charlie	25.654	9	17	FITTIPALDI Emerson Jr.	38.515	9	31	LINDBLAD Arvid	39.219
10	27	ISCHER Ethan	11.345	10	9	SPINA Alfio Andrea	25.664	10	88	CAMARA Rafael	38.517	10	44	BOHRA Nikhil	39.228
11	23	PARTYSHEV Oleksandr	11.353	11	22	DUNNE Alexander	25.666	11	31	LINDBLAD Arvid	38.560	11	13	WHARTON James Anthon	39.270
12	47	LACORTE Nicola	11.384	12	74	DAVID Hadrien	25.681	12	38	RINICELLA Valerio	38.563	12	15	BEDRIN Nikita	39.307
13	73	NARAC Raphael	11.411	13	48	SPERANDIO Elia	25.693	13	13	WHARTON James Anthon	38.571	13	33	BADOER Brando	39.309
14	38	RINICELLA Valerio	11.417	14	47	LACORTE Nicola	25.721	14	34	STENSHORNE Martinus	38.609	14	47	LACORTE Nicola	39.346
15	98	MACHIELS Jef	11.417	15	20	LAURSEN Conrad	25.751	15	33	BADOER Brando	38.636	15	17	FITTIPALDI Emerson Jr.	39.357
16	15	BEDRIN Nikita	11.424	16	13	WHARTON James Anthon	25.793	16	96	CASTRO Jules	38.641	16	77	BARNARD Taylor	39.369
17	20	LAURSEN Conrad	11.430	17	28	KLUSS Valentin	25.801	17	30	ZACHARY David	38.644	17	83	WEUG Maya	39.448
18	54	SOLDAVINI NORES Jua	11.433	18	77	BARNARD Taylor	25.851	18	83	WEUG Maya	38.655	18	20	LAURSEN Conrad	39.453
19	17	FITTIPALDI Emerson Jr.	11.434	19	30	ZACHARY David	25.884	19	28	KLUSS Valentin	38.732	19	28	KLUSS Valentin	39.457
20	11	PERINO Pedro	11.437	20	98	MACHIELS Jef	25.919	20	11	PERINO Pedro	38.736	20	38	RINICELLA Valerio	39.476
21	48	SPERANDIO Elia	11.452	21	33	BADOER Brando	25.963	21	23	PARTYSHEV Oleksandr	38.773	21	23	PARTYSHEV Oleksandr	39.622
22	13	WHARTON James Anthon	11.457	22	19	KARLSSON William	25.966	22	9	SPINA Alfio Andrea	38.777	22	96	CASTRO Jules	39.721
23	19	KARLSSON William	11.496	23	78	BLOKINA Viktoria	26.010	23	74	DAVID Hadrien	38.800	23	19	KARLSSON William	39.757
24	7	WURZ Charlie	11.500	24	73	NARAC Raphael	26.017	24	19	KARLSSON William	38.834	24	18	HWARANG Kim	39.775
25	88	CAMARA Rafael	11.507	25	83	WEUG Maya	26.057	25	78	BLOKINA Viktoria	38.876	25	48	SPERANDIO Elia	39.868
26	74	DAVID Hadrien	11.519	26	11	PERINO Pedro	26.065	26	26	BHIROMBHAKDI Nandh	38.877	26	78	BLOKINA Viktoria	39.879
27	21	FRASSINETI Andrea	11.520	27	18	HWARANG Kim	26.083	27	48	SPERANDIO Elia	38.888	27	11	PERINO Pedro	39.907
28	30	ZACHARY David	11.523	28	54	SOLDAVINI NORES Jua	26.092	28	41	RIED Jonas	38.926	28	41	RIED Jonas	39.914
29	96	CASTRO Jules	11.524	29	96	CASTRO Jules	26.103	29	52	AMAND Marcus	38.945	29	26	BHIROMBHAKDI Nandh	39.967
30	37	SZTUKA Kacper	11.526	30	38	RINICELLA Valerio	26.110	30	98	MACHIELS Jef	39.122	30	9	SPINA Alfio Andrea	40.117
31	97	KOOLEN Niels	11.541	31	36	AKHMED Ismail	26.210	31	97	KOOLEN Niels	39.149	31	36	AKHMED Ismail	40.391
32	34	STENSHORNE Martinus	11.546	32	17	FITTIPALDI Emerson Jr.	26.227	32	18	HWARANG Kim	39.191	32	29	RISHAB Anandraj Jain	40.432
33	79	MARKOGIANNIS Georqi	11.551	33	79	MARKOGIANNIS Georqi	26.238	33	54	SOLDAVINI NORES Jua	39.262	33	79	MARKOGIANNIS Georqi	40.476
34	31	LINDBLAD Arvid	11.556	34	97	KOOLEN Niels	26.297	34	36	AKHMED Ismail	39.278	34	37	SZTUKA Kacper	40.597
35	28	KLUSS Valentin	11.559	35	14	LUND Frederik	26.300	35	73	NARAC Raphael	39.315	35	98	MACHIELS Jef	40.667
36	77	BARNARD Taylor	11.559	36	39	LIU Qi Rui	26.323	36	37	SZTUKA Kacper	39.571	36	73	NARAC Raphael	40.827
37	36	AKHMED Ismail	11.596	37	26	BHIROMBHAKDI Nandh	26.396	37	29	RISHAB Anandraj Jain	39.716	37	54	SOLDAVINI NORES Jua	40.930
38	14	LUND Frederik	11.624	38	23	PARTYSHEV Oleksandr	26.460	38	27	ISCHER Ethan	39.773	38	97	KOOLEN Niels	41.165
39	39	LIU Qi Rui	11.627	39	29	RISHAB Anandraj Jain	26.527	39	79	MARKOGIANNIS Georqi	40.274	39	21	FRASSINETI Andrea	41.275
40	22	DUNNE Alexander	11.666	40	21	FRASSINETI Andrea	26.773	40	39	LIU Qi Rui	40.320	40	39	LIU Qi Rui	41.290
41	29	RISHAB Anandraj Jain	11.792	41	27	ISCHER Ethan	27.110	41	21	FRASSINETI Andrea	40.419	41	27	ISCHER Ethan	41.406
42	12	ANTONELLI Kimi Andrea	11.879	42	37	SZTUKA Kacper	27.195	42	14	LUND Frederik	40.438	42	14	LUND Frederik	41.509





Monza 5.793 m

ACI Racing Weekend Monza, 8-9 Ottobre 2022

Italian F4 Championship - Chronological Analysis Race 2

Start at 17:02'00.668

1 / 5

7 C. WURZ (1'55.480)							
Lap	Seg.1	Seg.2	Seg.3	Seg.4	Lap Time	km/h	Local Time
1					55.537	55.112	2'55.901
2	14.122	32.078	59.446	1'16.162	3'01.808	170,9	17:07'58.377
3	11.500	26.707	39.081	39.481	1'56.769	233,3	17:09'55.146
4	11.616	25.845	38.848	39.171	1'55.480	231,8	17:11'50.626
5	11.700	28.193	39.322	42.524	2'01.739	233,3	17:13'52.365
6	12.819	39.882	1'06.771	1'20.785	3'20.257	203,0	17:17'12.622
7	11.530	26.850	39.134	39.207	1'56.721	235,8	17:19'09.343
8	11.579	25.654	39.176	39.472	1'55.881	240,0	17:21'05.224
9	11.544	25.982	38.495	40.184	1'56.205	236,3	17:23'01.429
10	12.642	45.308	1'26.904	1'21.050	3'45.904	219,5	17:26'47.333
11	25.410	47.213	1'03.325	1'03.620	3'19.568	88,9	17:30'06.901
12	11.823	25.869	38.662	39.200	1'55.554	234,3	17:32'02.455

Race Time 30'01.787

9 A. SPINA (1'57.600)							
Lap	Seg.1	Seg.2	Seg.3	Seg.4	Lap Time	km/h	Local Time
1			57.906	53.859	3'10.616		17:05'11.284
2	16.095	34.657	53.832	1'06.973	2'51.557	189,8	17:08'02.841
3	11.541	27.742	41.446	41.374	2'02.103	233,3	17:10'04.944
4	11.333	28.024	40.744	40.186	2'00.287	242,2	17:12'05.231
5	11.897	29.630	43.369	43.694	2'08.590	200,4	17:14'13.821
6	15.607	31.344	1'07.256	1'09.912	3'04.119	179,4	17:17'17.940
7	11.394	26.782	40.976	42.070	2'01.222	240,0	17:19'19.162
8	11.615	27.091	38.777	40.117	1'57.600	236,8	17:21'16.762
9	11.718	25.664	39.389	47.937	2'04.708	235,8	17:23'21.470
10	14.204	38.077	1'28.320	1'22.022	3'42.623	204,2	17:27'04.093
11	26.261	47.698	1'05.662	49.851	3'09.472	79,1	17:30'13.565
12	11.560	26.002	40.849	40.466	1'58.877	237,9	17:32'12.442

Race Time 30'11.774

11 P. PERINO (1'56.372)							
Lap	Seg.1	Seg.2	Seg.3	Seg.4	Lap Time	km/h	Local Time
1			57.357	53.244	3'03.568		17:05'04.236
2	14.277	32.156	59.041	1'11.444	2'56.918	176,5	17:08'01.154
3	11.773	27.321	40.515	40.014	1'59.623	215,1	17:10'00.777
4	11.563	26.788	41.254	40.179	1'59.784	240,5	17:12'00.561
5	11.795	28.952	43.253	43.738	2'07.738	187,2	17:14'08.299
6	15.884	31.783	1'07.522	1'12.261	3'07.450	163,1	17:17'15.749
7	11.437	27.468	41.191	40.606	2'00.702	241,6	17:19'16.451
8	11.627	26.065	38.773	39.907	1'56.372	239,5	17:21'12.823
9	11.757	26.313	38.736	43.120	1'59.926	235,3	17:23'12.749
10	13.085	43.155	1'27.894	1'21.052	3'45.186	168,8	17:26'57.935
11	26.801	47.399	1'04.490	54.567	3'13.257	83,5	17:30'11.192
12	11.621	25.881	40.238	39.643	1'57.383	238,4	17:32'08.575

Race Time 30'07.907

12 K. ANTONELLI (1'54.989)							
Lap	Seg.1	Seg.2	Seg.3	Seg.4	Lap Time	km/h	Local Time
1			54.982	55.137	2'52.818		17:04'53.486
2	14.065	32.485	1'00.004	1'17.145	3'03.699	169,8	17:07'57.185
3	12.002	26.187	38.629	39.250	1'56.068	229,3	17:09'53.253
4	11.916	25.828	38.288	39.134	1'55.166	230,3	17:11'48.419
5	12.015	27.386	39.306	42.755	2'01.462	225,9	17:13'49.881
6	12.267	40.679	1'06.721	1'21.995	3'21.662	204,9	17:17'11.543
7	11.989	25.392	38.464	39.144	1'54.989	229,3	17:19'06.532
8	11.907	25.793	39.131	39.207	1'56.038	230,8	17:21'02.570
9	11.879	25.658	38.404	40.585	1'56.526	228,3	17:22'59.096
10	12.860	46.649	1'27.051	1'20.992	3'47.552	165,6	17:26'46.648
11	25.318	47.408	1'02.868	1'03.998	3'19.592	89,9	17:30'06.240
12	11.973	25.832	38.475	39.180	1'55.460	229,3	17:32'01.700

Race Time 30'01.032

13 J. WHARTON (1'55.257)							
Lap	Seg.1	Seg.2	Seg.3	Seg.4	Lap Time	km/h	Local Time
1							
2							
3							
4							
5							
6							
7							
8							
9							
10							
11							
12							

1					55.754	54.313	2'58.183	17:04'58.851
2	14.071	32.750	59.607	1'14.232	3'00.660	172,0	17:07'59.511	
3	11.561	27.005	40.136	40.349	1'59.051	233,8	17:09'58.562	
4	11.908	26.193	38.717	39.270	1'56.088	233,3	17:11'54.650	
5	11.836	26.888	39.771	42.214	2'00.709	234,3	17:13'55.359	
6	12.197	39.665	1'07.557	1'18.618	3'18.037	190,1	17:17'13.396	
7	11.457	25.793	38.703	39.304	1'55.257	237,9	17:19'08.653	
8	11.798	26.091	38.606	40.547	1'57.042	234,8	17:21'05.695	
9	11.633	26.026	38.571	40.940	1'57.170	234,8	17:23'02.865	
10	13.064	44.587	1'27.021	1'21.062	3'45.734	204,9	17:26'48.599	
11	25.241	47.464	1'03.718	1'02.535	3'18.958	89,4	17:30'07.557	
12	11.657	25.873	38.998	39.383	1'55.911	238,4	17:32'03.468	

Race Time 30'02.800 + 5.000Pen

14 F. LUND (2'00.846)							
Lap	Seg.1	Seg.2	Seg.3	Seg.4	Lap Time	km/h	Local Time
1			58.050	54.458	3'18.119		17:05'18.787
2	17.001	34.014	52.043	1'03.512	2'46.570	180,6	17:08'05.357
3	11.624	27.771	40.708	41.818	2'01.921	211,8	17:10'07.278
4	11.722	26.300	41.561	42.678	2'02.261	235,3	17:12'09.539
5	12.006	28.927	43.286	45.351	2'09.570	204,5	17:14'19.109
6	14.262	30.848	1'06.542	1'08.472	3'00.124	154,7	17:17'19.233
7	11.748	27.311	40.438	42.799	2'02.296	237,4	17:19'21.529
8	11.805	26.345	41.187	41.509	2'00.846	236,3	17:21'22.375

Race Time 19'21.707

15 N. BEDRIN (1'55.285)							
Lap	Seg.1	Seg.2	Seg.3	Seg.4	Lap Time	km/h	Local Time
1			57.816	53.554	3'06.942		17:05'07.610
2	14.281	32.691	58.089	1'09.378	2'54.439	200,4	17:08'02.049
3	11.436	27.238	40.280	39.920	1'58.874	239,5	17:10'00.923
4	11.603	26.638	40.211	39.429	1'57.881	241,6	17:11'58.804
5	11.663	28.621	42.693	43.941	2'06.918	237,4	17:14'05.722
6	12.776	34.798	1'07.346	1'14.398	3'09.318	218,6	17:17'15.040
7	11.424	27.160	40.133	39.606	1'58.323	238,4	17:19'13.363
8	11.727	25.814	38.437	39.307	1'55.285	233,3	17:21'08.648
9	11.667	25.607	39.389	42.431	1'59.094	236,3	17:23'07.742
10	12.751	44.859	1'27.117	1'20.338	3'45.065	181,5	17:26'52.807
11	26.578	47.644	1'04.182	57.864	3'16.268	84,9	17:30'09.075
12	11.514	26.198	40.632	40.352	1'58.696	240,5	17:32'07.771

Race Time 30'07.103

17 E. FITTIPALDI (1'55.621)							
Lap	Seg.1	Seg.2	Seg.3	Seg.4	Lap Time	km/h	Local Time
1			57.696	54.066	3'09.776		17:05'10.444
2	16.055	34.559	53.881	1'07.840	2'52.335	191,8	17:08'02.779
3	11.520	27.266	40.456	39.828	1'59.070	237,4	17:10'01.849
4	11.457	26.888	39.852	40.229	1'58.426	237,9	17:12'00.275
5	11.734	28.249	43.680	43.743	2'07.406	206,5	17:14'07.681
6	15.860	31.479	1'07.862	1'12.777	3'07.978	186,2	17:17'15.659
7	11.461	27.090	39.857	40.259	1'58.667	241,6	17:19'14.326
8	11.522	26.227	38.515	39.357	1'55.621	241,1	17:21'09.947
9	11.434	26.450	38.932	43.198	2'00.014	243,2	17:23'09.961
10	12.959	44.211	1'27.510	1'20.775	3'45.455	198,2	17:26'55.416
11	26.521	47.028	1'04.697	56.370	3'14.616	88,2	17:30'10.032
12	11.560	26.753	40.321	39.657	1'58.291	239,5	17:32'08.323

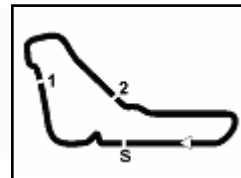
Race Time 30'07.655

18 K. HWARANG (1'56.382)							
Lap	Seg.1	Seg.2	Seg.3	Seg.4	Lap Time	km/h	Local Time
1			57.350	55.240	3'15.054		17:05'15.722
2	16.532	33.555	52.668	1'05.566	2'48.321	178,5	17:08'04.043
3	11.780	27.219	43.020	41.424	2'03.443	218,6	17:10'07.486
4	11.590	26.096	41.549	41.811	2'01.046	234,8	17:12'08.532
5	11.704	29.344	43.391	45.096	2'09.535	233,3	17:14'18.067
6	14.426	31.206	1'06.228	1'08.543	3'00.403	154,5	17:17'18.470

09/10/2022

P = Pits In/Out - C = Lap Time Cancelled

Powered by FICr PERUGIA TIMING



ACI Racing Weekend Monza, 8-9 Ottobre 2022

Italian F4 Championship - Chronological Analysis Race 2

Monza 5.793 m

Start at 17:02'00.668

2 / 5

7	11.601	27.405	41.681	42.651	2'03.338	237,4	17:19'21.808	3	11.544	27.289	40.838	40.759	2'00.430	216,4	17:10'04.827
8	11.333	26.083	39.191	39.775	1'56.382	241,1	17:21'18.190	4	11.353	28.012	40.631	44.920	2'04.916	246,0	17:12'09.743
9	11.431	27.258	39.533	50.204	2'08.426	233,3	17:23'26.616	5	12.331	28.914	43.763	45.027	2'10.035	190,1	17:14'19.778
10	12.857	35.408	1'28.385	1'22.637	3'39.287	199,6	17:27'05.903	6	14.374	30.508	1'06.680	1'07.950	2'59.512	133,2	17:17'19.290
11	25.736	48.445	1'04.818	49.931	3'08.930	74,2	17:30'14.833	7	11.538	26.631	40.201	41.631	2'00.001	241,1	17:19'19.291
12	11.599	25.596	40.858	39.957	1'58.010	239,5	17:32'12.843	8	11.473	27.203	39.651	39.622	1'57.949	235,3	17:21'17.240

Race Time 30'12.175 + 5.000Pen

19 W. KARLSSON (1'56.174)

Lap	Seg.1	Seg.2	Seg.3	Seg.4	Lap Time	km/h	Local Time
1			1'00.603	53.701	3'30.710		17:05'31.378
2	16.582	34.442	49.320	57.270	2'37.614	119,7	17:08'08.992
3	11.638	26.936	41.068	40.019	1'59.661	208,5	17:10'08.653
4	11.795	27.392	40.039	42.228	2'01.454	195,3	17:12'10.107
5	13.562	29.057	43.743	45.692	2'12.054	175,6	17:14'22.161
6	13.785	29.942	1'07.211	1'06.603	2'57.541	151,9	17:17'19.702
7	11.496	27.085	39.710	43.661	2'01.952	232,8	17:19'21.654
8	11.502	25.966	38.949	39.757	1'56.174	237,4	17:21'17.828
9	11.523	26.420	38.834	46.350	2'03.127	241,1	17:23'20.955
10	13.757	38.353	1'28.210	1'22.194	3'42.514	218,2	17:27'03.469
11	26.052	47.407	1'05.664	50.461	3'09.584	85,4	17:30'13.053
12	11.455	26.177	41.663	40.731	2'00.026	238,9	17:32'13.079

Race Time 30'12.411

26 N. BHIROMBHAKDI (1'56.900)

Lap	Seg.1	Seg.2	Seg.3	Seg.4	Lap Time	km/h	Local Time							
1						58.697	54.948	3'20.555						17:05'21.223
2	17.063	33.189	52.055	1'02.136	2'44.443	151,0	17:08'05.666							
3	11.360	26.976	40.450	40.927	1'59.713	238,9	17:10'05.379							
4	11.222	27.624	40.608	40.239	1'59.693	246,0	17:12'05.072							
5	11.706	29.113	43.773	43.306	2'07.898	229,3	17:14'12.970							
6	15.854	31.407	1'07.461	1'10.108	3'04.830	179,7	17:17'17.800							
7	11.374	26.704	41.217	40.625	1'59.920	243,2	17:19'17.720							
8	11.437	26.619	38.877	39.967	1'56.900									17:21'14.620

Race Time 19'13.952

20 C. LAURSEN (1'55.508)

Lap	Seg.1	Seg.2	Seg.3	Seg.4	Lap Time	km/h	Local Time
1			55.981	54.777	3'01.466		17:05'02.134
2	14.568	31.681	59.458	1'12.845	2'58.552	188,5	17:08'00.686
3	11.730	26.809	39.597	40.594	1'58.730	232,8	17:09'59.416
4	11.430	27.666	38.871	39.453	1'57.420	242,7	17:11'56.836
5	11.518	28.291	40.667	43.302	2'03.778	241,6	17:14'00.614
6	12.557	36.058	1'07.795	1'17.338	3'13.748	224,1	17:17'14.362
7	11.730	27.267	40.510	48.096	2'07.603P	242,2	17:19'21.965
8	47.694	26.668	37.909	39.792	2'32.063P	189,5	17:21'54.028
9	11.969	26.390	39.036	40.656	1'58.051	232,3	17:23'52.079
10	12.184	25.751	1'18.024	1'23.271	3'19.230	225,9	17:27'11.309
11	25.718	49.706	1'03.259	47.693	3'06.376	75,8	17:30'17.685
12	11.700	25.832	38.645	39.331	1'55.508	230,8	17:32'13.193

Race Time 30'12.525

27 E. ISCHER (2'01.737)

Lap	Seg.1	Seg.2	Seg.3	Seg.4	Lap Time	km/h	Local Time
1			1'00.734	54.012	3'24.391		17:05'25.059
2	16.908	33.882	50.877	59.792	2'41.459	164,9	17:08'06.518
3	11.439	28.504	40.399	41.406	2'01.748	224,1	17:10'08.266
4	11.345	27.595	39.802	42.995	2'01.737	216,4	17:12'10.003
5	12.717	28.997	43.703	45.429	2'10.846	193,5	17:14'20.849
6	14.039	30.248	1'06.833	1'07.654	2'58.774	148,8	17:17'19.623

Race Time 15'18.955

28 V. KLUSS (1'56.476)

Lap	Seg.1	Seg.2	Seg.3	Seg.4	Lap Time	km/h	Local Time
1			56.923	54.383	3'13.182		17:05'13.850
2	16.232	35.021	52.249	1'06.287	2'49.789	168,2	17:08'03.639
3	11.581	27.493	40.948	40.876	2'00.898	222,2	17:10'04.537
4	11.626	27.798	40.003	39.637	1'59.064	236,8	17:12'03.601
5	11.848	29.510	43.482	43.622	2'08.462	191,5	17:14'12.063
6	15.724	31.700	1'07.504	1'10.613	3'05.541	158,4	17:17'17.604
7	11.559	26.933	41.130	41.851	2'01.473	236,8	17:19'19.077
8	11.735	26.552	38.732	39.457	1'56.476	235,8	17:21'15.553
9	11.624	25.801	40.490	46.541	2'04.456	237,4	17:23'20.009
10	12.910	39.427	1'27.857	1'22.078	3'42.272	196,7	17:27'02.281
11	25.921	48.182	1'05.262	50.999	3'10.364	91,9	17:30'12.645
12	11.521	26.492	41.229	39.904	1'59.146	233,8	17:32'11.791

Race Time 30'11.123

29 A. RISHAB (1'58.765)

Lap	Seg.1	Seg.2	Seg.3	Seg.4	Lap Time	km/h	Local Time
1			1'00.716	53.254	3'27.489		17:05'28.157
2	17.389	33.906	49.596	59.577	2'40.468	129,5	17:08'08.625
3	12.280	27.676	41.284	41.021	2'02.261	190,1	17:10'10.886
4	11.991	26.986	40.608	43.365	2'02.950	227,8	17:12'13.836
5	13.658	28.879	43.453	53.000	2'18.990P	164,4	17:14'32.826
6	54.554	27.413	40.386	48.022	2'50.375P	182,1	17:17'23.201
7	11.931	26.798	40.528	43.241	2'02.498	231,8	17:19'25.699
8	11.940	26.677	39.716	40.432	1'58.765	233,3	17:21'24.464
9	11.792	26.527	41.262	45.813	2'05.394	227,8	17:23'29.858
10	12.322	34.887	1'28.331	1'22.909	3'38.449	193,2	17:27'08.307
11	25.610	50.058	1'03.550	49.033	3'08.251	83,6	17:30'16.558
12	11.820	26.491	41.583	41.158	2'01.052	234,8	17:32'17.610

Race Time 30'16.942

23 O. PARTYSHEV (1'57.527)

Lap	Seg.1	Seg.2	Seg.3	Seg.4	Lap Time	km/h	Local Time
1			56.824	55.479	3'16.389		17:05'17.057
2	16.380	34.855	51.613	1'04.492	2'47.340	180,0	17:08'04.397

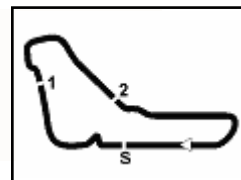
09/10/2022

P = Pits In/Out - C = Lap Time Cancelled





6.5



Monza 5.793 m

ACI Racing Weekend Monza, 8-9 Ottobre 2022 Italian F4 Championship - Chronological Analysis Race 2

4 / 5

Start at 17:02'00.668

Table with 12 columns showing race data for drivers 2 through 12, including lap times, km/h, and local times.

47 N. LACORTE (1'55.000)

Table with 8 columns (Lap, Seg.1, Seg.2, Seg.3, Seg.4, Lap Time, km/h, Local Time) for driver N. Lacorte across 8 laps.

48 E. SPERANDIO (1'57.500)

Table with 8 columns for driver E. Sperandio across 12 laps.

52 M. AMAND (1'55.418)

Table with 8 columns for driver M. Amand across 12 laps.

54 J. SOLDAVINI NORES (1'58.008)

Table with 8 columns for driver J. Soldavini Nores across 8 laps.

73 R. NARAC (1'57.711)

Table with 8 columns for driver R. Narac across 8 laps.

74 H. DAVID (1'56.279)

Table with 8 columns for driver H. David across 12 laps.

77 T. BARNARD (1'55.807)

Table with 8 columns for driver T. Barnard across 12 laps.

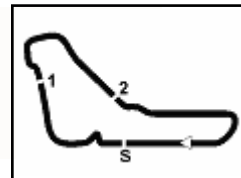
78 V. BLOKINA (1'56.862)

Table with 8 columns for driver V. Blokina across 12 laps.

09/10/2022 P = Pits In/Out - C = Lap Time Cancelled

Powered by FICr PERUGIA TIMING





ACI Racing Weekend Monza, 8-9 Ottobre 2022

Italian F4 Championship - Chronological Analysis Race 2

Start at 17:02'00.668

5 / 5

79 G. MARKOGIANNIS (1'59.516)							
Lap	Seg.1	Seg.2	Seg.3	Seg.4	Lap Time	km/h	Local Time
1			58.261	54.655	3'18.939		17:05'19.607
2	17.322	33.624	51.797	1'03.107	2'45.850	158,1	17:08'05.457
3	11.684	27.781	40.274	42.162	2'01.901	209,3	17:10'07.358
4	11.791	26.278	40.971	40.476	1'59.516	229,8	17:12'06.874
5	11.866	29.235	43.228	44.934	2'09.263	228,3	17:14'16.137
6	15.401	31.063	1'06.624	1'09.211	3'02.299	175,3	17:17'18.436
7	11.551	26.238	41.249	1'01.711	2'20.749	241,6	17:19'39.185
8	12.059	26.624	40.434	41.581	2'00.698	229,3	17:21'39.883
9	12.885	27.578	45.383	49.767	2'15.613P	213,4	17:23'55.496
Race Time 21'54.828							

4	11.746	27.402	41.027	42.038	2'02.213	215,1	17:12'10.793
5	14.843	29.156	44.113	46.653	2'14.765	169,5	17:14'25.558
6	13.884	29.694	1'06.394	1'05.141	2'55.113	188,8	17:17'20.671
7	11.541	27.895	39.892	48.019	2'07.347	240,5	17:19'28.018
8	11.852	26.297	39.149	41.278	1'58.576	233,8	17:21'26.594
9	11.718	27.296	41.544	44.300	2'04.858	234,3	17:23'31.452
10	11.970	34.621	1'28.161	1'22.828	3'37.580	223,6	17:27'09.032
11	25.643	50.064	1'03.419	49.000	3'08.126	80,9	17:30'17.158
12	11.765	26.209	41.472	41.016	2'00.462	227,4	17:32'17.620
Race Time 30'16.952							

83 M. WEUG (1'55.789)							
Lap	Seg.1	Seg.2	Seg.3	Seg.4	Lap Time	km/h	Local Time
1			57.649	53.100	3'05.588		17:05'06.256
2	14.431	31.744	58.651	1'10.751	2'55.577	188,5	17:08'01.833
3	11.318	28.483	40.330	39.728	1'59.859	241,6	17:10'01.692
4	11.637	26.928	40.369	40.469	1'59.403	240,0	17:12'01.095
5	11.833	28.701	43.165	43.742	2'07.441	200,4	17:14'08.536
6	15.984	31.938	1'07.365	1'12.314	3'07.601	162,2	17:17'16.137
7	11.489	27.110	40.163	39.862	1'58.624	234,3	17:19'14.761
8	11.629	26.057	38.655	39.448	1'55.789	237,9	17:21'10.550
9	11.722	56.920	39.137	40.695	2'28.474	234,8	17:23'39.024
10	12.034	29.303	1'27.065	1'22.897	3'31.299	228,8	17:27'10.323
11	25.504	50.169	1'03.195	48.427	3'07.295	89,1	17:30'17.618
12	11.805	27.360	39.891	40.543	1'59.599	234,3	17:32'17.217
Race Time 30'16.549							

98 J. MACHIELS (1'58.276)							
Lap	Seg.1	Seg.2	Seg.3	Seg.4	Lap Time	km/h	Local Time
1					1'00.434	52.889	3'28.783
2	17.285	34.406	49.695	58.038	2'39.424	125,7	17:08'08.875
3	11.528	26.683	40.835	40.667	1'59.713	237,9	17:10'08.588
4	11.417	27.512	41.713	52.102	2'12.744	241,6	17:12'21.332
5	12.098	26.482	41.459	46.124	2'06.163	229,3	17:14'27.495
6	13.583	29.391	1'05.970	1'06.299	2'55.243	180,6	17:17'22.738
7	11.846	26.422	40.113	42.017	2'00.398	234,8	17:19'23.136
8	11.687	25.919	40.026	41.041	1'58.673	236,3	17:21'21.809
9	11.877	25.982	39.122	48.481	2'05.462	232,8	17:23'27.271
10	12.854	35.415	1'28.449	1'22.568	3'39.286	181,5	17:27'06.557
11	25.941	48.377	1'04.761	49.666	3'08.745	71,8	17:30'15.302
12	11.675	25.891	40.671	40.039	1'58.276	237,4	17:32'13.578
Race Time 30'12.910							

88 R. CAMARA (1'54.903)							
Lap	Seg.1	Seg.2	Seg.3	Seg.4	Lap Time	km/h	Local Time
1			55.373	55.204	2'55.216		17:04'55.884
2	14.300	31.855	59.658	1'16.501	3'02.314	168,2	17:07'58.198
3	11.507	26.635	39.226	39.418	1'56.786	237,9	17:09'54.984
4	11.665	25.699	38.517	39.022	1'54.903	238,4	17:11'49.887
5	11.674	27.491	39.419	42.686	2'01.270	236,8	17:13'51.157
6	12.434	40.572	1'06.970	1'21.267	3'21.243	202,6	17:17'12.400
7	11.705	26.043	38.549	38.830	1'55.127	234,8	17:19'07.527
8	11.707	25.513	39.511	39.699	1'56.430	231,8	17:21'03.957
9	11.600	32.886	38.850	44.019	2'07.355	240,0	17:23'11.312
10	13.595	43.472	1'27.649	1'21.034	3'45.750	178,5	17:26'57.062
11	26.370	47.776	1'04.243	54.928	3'13.317	93,3	17:30'10.379
12	11.389	26.032	39.867	40.093	1'57.381	230,3	17:32'07.760
Race Time 30'07.092							

96 J. CASTRO (1'56.436)							
Lap	Seg.1	Seg.2	Seg.3	Seg.4	Lap Time	km/h	Local Time
1			57.039	54.081	3'11.868		17:05'12.536
2	16.059	35.326	52.392	1'06.711	2'50.488	175,9	17:08'03.024
3	11.524	27.338	40.800	39.721	1'59.383	230,3	17:10'02.407
4	11.611	26.352	40.883	40.619	1'59.465	238,4	17:12'01.872
5	11.873	29.926	43.151	43.565	2'08.515	184,9	17:14'10.387
6	16.267	31.749	1'07.550	1'11.098	3'06.664	166,7	17:17'17.051
7	11.631	26.649	41.040	40.634	1'59.954	238,4	17:19'17.005
8	11.679	26.103	38.653	40.001	1'56.436	235,8	17:21'13.441
9	11.660	26.214	38.641	43.763	2'00.278	236,3	17:23'13.719
10	13.340	42.583	1'28.408	1'20.930	3'45.261	216,0	17:26'58.980
11	26.488	48.339	1'04.190	53.639	3'12.656	82,8	17:30'11.636
12	11.622	26.313	39.759	39.966	1'57.660	237,9	17:32'09.296
Race Time 30'08.628							

97 N. KOOLEN (1'58.576)							
Lap	Seg.1	Seg.2	Seg.3	Seg.4	Lap Time	km/h	Local Time
1			1'00.775	53.870	3'25.733		17:05'26.401
2	16.994	33.755	51.024	59.310	2'41.083	144,8	17:08'07.484
3	11.638	27.939	40.354	41.165	2'01.096	234,8	17:10'08.580

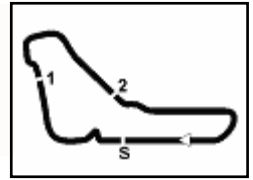
09/10/2022

P = Pits In/Out - C = Lap Time Cancelled





6.6



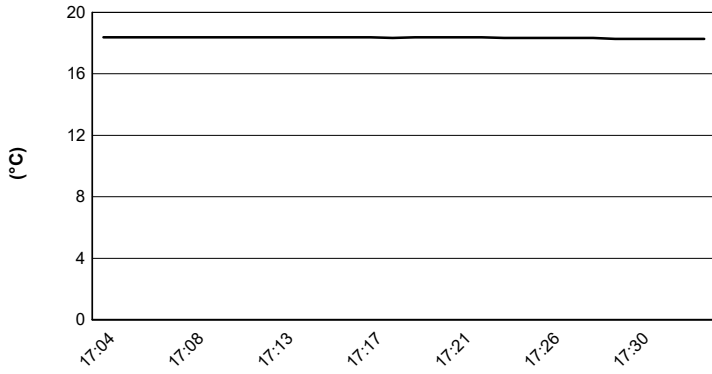
Monza 5.793 m

ACI Racing Weekend Monza, 8-9 Ottobre 2022

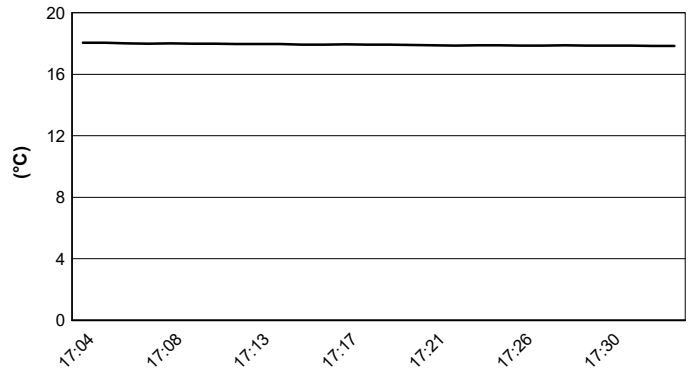
Italian F4 Championship - Weather Report Race 2

Session started 17:03 - Session ended 17:33


Air Temperature




Track Temperature



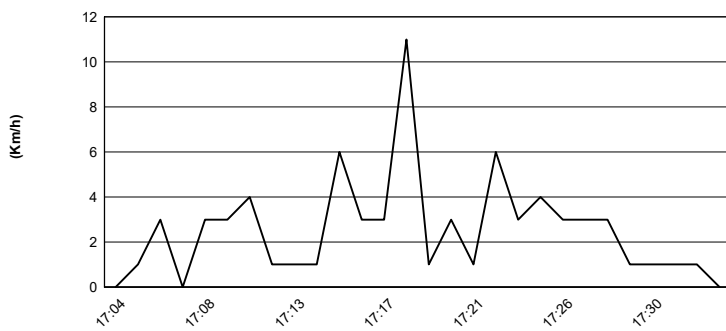
Air Pressure



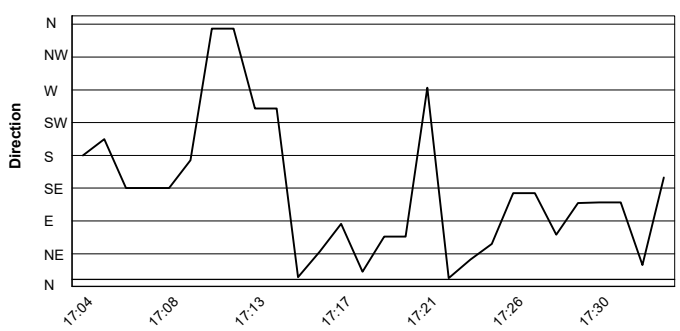
Humidity



Wind Speed



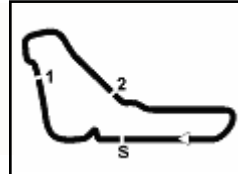
Wind Direction



09/10/2022

Powered by FICr PERUGIA TIMING




ACI Racing Weekend Monza, 8-9 Ottobre 2022
Italian F4 Championship - Starting Grid Race 2 (Duration: 30' +1 Lap)

98	MACHIELS J. Monlau Motorsport	Tatuus	19	KARLSSON W. BVM Racing	Tatuus	22
36	AKHMED I. AKM Motorsport	Tatuus 1'57.266	8	MASCHIO G. AS Motorsport	Tatuus 1'57.901	21
54	SOLDAVINI NORES Maffi Racing	Tatuus 1'56.269	29	RISHAB A. BWR Motorsport	Tatuus 1'56.305	20
21	FRASSINETI A. Cars Racing	Tatuus 1'55.462	97	KOOLEN N. Monlau Motorsport	Tatuus 1'55.742	19
48	SPERANDIO E. Maffi Racing	Tatuus 1'55.305	27	ISCHER E. Jenzer Motorsport	Tatuus 1'55.311	18
26	BHIROMBHAKDI N. Jenzer Motorsport	Tatuus 1'55.044	73	NARAC R. R-ACE GP	Tatuus 1'55.264	17
14	LUND F. R-ACE GP	Tatuus 1'54.887	79	MARKOGIANNIS G. Cram Motorsport	Tatuus 1'55.006	16
23	PARTYSHEV O. Jenzer Motorsport	Tatuus 1'54.775	39	LIU Q. AKM Motorsport	Tatuus 1'54.805	15
18	HWARANG K. BVM Racing	Tatuus 1'54.357	78	BLOKINA V. PHM Racing	Tatuus 1'54.748	14
41	RIED J. PHM Racing	Tatuus 1'54.266	28	KLUSS V. Jenzer Motorsport	Tatuus 1'54.287	13
9	SPINA A. BVM Racing	Tatuus 1'54.235	96	CASTRO J. Van Amersfoort Racing	Tatuus 1'54.238	12
47	LACORTE N. Iron Lynx	Tatuus 1'54.155	17	FITTIPALDI E. Van Amersfoort Racing	Tatuus 1'54.164	11
15	BEDRIN N. PHM Racing	Tatuus 1'53.931	38	RINICELLA V. AKM Motorsport	Tatuus 1'53.688	10
33	BADOER B. Van Amersfoort Racing	Tatuus 1'53.664	83	WEUG M. Iron Dames	Tatuus 1'53.786	9
11	PERINO P. US Racing	Tatuus 1'53.591	44	BOHRA N. US Racing	Tatuus 1'53.629	8
20	LAURSEN C. Prema Racing	Tatuus 1'53.278	52	AMAND M. US Racing	Tatuus 1'53.573	7
77	BARNARD T. PHM Racing	Tatuus 1'53.356	37	SZTUKA K. US Racing	Tatuus 1'53.483	6
13	WHARTON J. Prema Racing	Tatuus 1'53.223	74	DAVID H. R-ACE GP	Tatuus 1'53.328	5
31	LINDBLAD A. Van Amersfoort Racing	Tatuus 1'53.163	30	ZACHARY D. US Racing	Tatuus 1'53.198	4
88	CAMARA R. Prema Racing	Tatuus 1'52.833	7	WURZ C. Prema Racing	Tatuus 1'53.085	3
34	STENSHORNE M. Van Amersfoort Racing	Tatuus 1'52.741	22	DUNNE A. US Racing	Tatuus 1'52.752	2
			12	ANTONELLI K. Prema Racing	Tatuus 1'52.722	1

Driver n. 20 (Laursen C.) drops 3 positions, Stewards decision n. 11
 Driver n. 38 (Rinicella V.) drops 3 positions, Stewards decision n. 12

09/10/2022 Stewards

