

ACI Racing Weekend Mugello, 22-23 Ottobre 2022

Italian F4 Championship - Result Race 1

Laps 15 = 78,675 km - Avg 144,605 km/h - Race Time 32'38.645

No.	Driver	Nat	Entrant	Team	Car	Class	Laps	Time	Gap	Rel.	Fastest Lap	
1	12 ANTONELLI Kimi Andrea	ITA	Prema Racing	Prema Racing	Tatuus F.4 T421	R	15	32'38.645		4	1'49.312	
2	22 DUNNE Alexander	IRL	US Racing	US Racing	Tatuus F.4 T421		15	32'39.964	1.319	1.319	4	1'49.338
3	34 STENSHORNE Martinus	NOR	Van Amersfoort Racing	Van Amersfoort Racing	Tatuus F.4 T421	R	15	32'40.993	2.348	1.029	13	1'49.810
4	7 WURZ Charlie	AUT	Prema Racing	Prema Racing	Tatuus F.4 T421	R	15	32'41.914	3.269	0.921	5	1'49.825
5	88 CAMARA Rafael	BRA	Prema Racing	Prema Racing	Tatuus F.4 T421	R	15	32'42.952	4.307	1.038	5	1'49.958
6	3 UGOCHUKWU Ugo	USA	Prema Racing	Prema Racing	Tatuus F.4 T421	R	15	32'45.902	7.257	2.950	5	1'49.730
7	44 BOHRA Nikhil	USA	US Racing	US Racing	Tatuus F.4 T421	R	15	32'46.335	7.690	0.433	4	1'49.996
8	52 AMAND Marcus	FRA	US Racing	US Racing	Tatuus F.4 T421		15	32'47.391	8.746	1.056	5	1'50.249
9	77 BARNARD Taylor	GBR	PHM Racing	PHM Racing	Tatuus F.4 T421		15	32'47.785	9.140	0.394	3	1'50.325
10	33 BADOER Brando	ITA	Van Amersfoort Racing	Van Amersfoort Racing	Tatuus F.4 T421	R	15	32'48.840	10.195	1.055	3	1'50.220
11	17 FITTIPALDI Emerson Jr.	BRA	Van Amersfoort Racing	Van Amersfoort Racing	Tatuus F.4 T421	R	15	32'49.568	10.923	0.728	3	1'50.389
12	15 BEDRIN Nikita		PHM Racing	PHM Racing	Tatuus F.4 T421		15	32'50.064	11.419	0.496	5	1'50.744
13	69 BOHRA Akshay	USA	US Racing	US Racing	Tatuus F.4 T421	R	15	32'50.562	11.917	0.498	3	1'50.740
14	83 WEUG Maya	NLD	Iron Dames	Iron Dames	Tatuus F.4 T421		15	32'51.090	12.445	0.528	2	1'50.681
15	38 RINICELLA Valerio	ITA	AKM Motorsport	AKM Motorsport	Tatuus F.4 T421	R	15	32'51.480	12.835	0.390	3	1'50.553
16	28 KLUSS Valentin	DEU	Jenzer Motorsport	Jenzer Motorsport	Tatuus F.4 T421	R	15	32'51.976	13.331	0.496	5	1'50.563
17	23 PARTYSHEV Oleksandr	UKR	Jenzer Motorsport	Jenzer Motorsport	Tatuus F.4 T421		15	32'52.150	13.505	0.174	12	1'50.981
18	89 DOMINGUES Ivan Franco	POR	Iron Lynx	Iron Lynx	Tatuus F.4 T421	R	15	32'53.129	14.484	0.979	4	1'50.644
19	47 LACORTE Nicola	ITA	Iron Lynx	Iron Lynx	Tatuus F.4 T421	R	15	32'53.361	14.716	0.232	14	1'50.856
20	96 CASTRO Jules	BEL	Van Amersfoort Racing	Van Amersfoort Racing	Tatuus F.4 T421	R	15	32'55.150	16.505	1.789	4	1'50.998
21	31 LINDBLAD Arvid	GBR	Van Amersfoort Racing	Van Amersfoort Racing	Tatuus F.4 T421	R	15	32'55.454	16.809	0.304	5	1'50.260
22	19 KARLSSON William	SWE	BVM Racing	BVM Racing	Tatuus F.4 T421	R	15	32'56.758	18.113	1.304	5	1'51.087
23	99 CARRANQUESO Jesse	MEX	Monlau Motorsport	Monlau Motorsport	Tatuus F.4 T421		15	32'57.444	18.799	0.686	5	1'50.905
24	48 SPERANDIO Elia	CHE	Maffi Racing	Maffi Racing	Tatuus F.4 T421	R	15	33'02.010	23.365	4.566	4	1'52.012
25	27 ISCHER Ethan	CHE	Jenzer Motorsport	Jenzer Motorsport	Tatuus F.4 T421	R	15	33'02.244	23.599	0.234	5	1'51.223
26	79 MARKOGIANNIS Georgios	GRE	Cram Motorsport	Cram Motorsport	Tatuus F.4 T421		15	33'03.463	24.818	1.219	2	1'52.155
27	21 FRASSINETI Andrea	ITA	Cars Racing	Cars Racing	Tatuus F.4 T421	R	15	33'06.679	28.034	3.216	5	1'52.425
28	39 LIU Qi Rui	CHN	AKM Motorsport	AKM Motorsport	Tatuus F.4 T421	R	15	33'06.724	28.079	0.045	5	1'51.433
29	36 AKHMED Ismail	UZB	AKM Motorsport	AKM Motorsport	Tatuus F.4 T421	R	15	33'15.802	37.157	9.078	3	1'53.413
30	78 BLOKINA Viktoria		PHM Racing	PHM Racing	Tatuus F.4 T421	R	13	31'43.423	2 Laps	2 Laps	4	1'51.967
31	14 LUND Frederik	DEN	R-ACE GP	R-ACE GP	Tatuus F.4 T421	R	12	27'21.978	3 Laps	1 Lap	4	1'51.760
----- Not Classified -----												
RET	11 PERINO Pedro	MOZ	US Racing	US Racing	Tatuus F.4 T421		5	9'34.228	10 Laps		4	1'51.130
RET	97 KOOLEN Niels	BEL	Monlau Motorsport	Monlau Motorsport	Tatuus F.4 T421	R	5	9'36.548	10 Laps		4	1'51.592
RET	98 MACHIELS Jef	BEL	Monlau Motorsport	Monlau Motorsport	Tatuus F.4 T421	R	5	9'38.052	10 Laps		5	1'51.843
RET	8 MASCHIO Giovanni	ITA	AS Motorsport	AS Motorsport	Tatuus F.4 T421	R	5	9'38.267	10 Laps		3	1'51.857
RET	26 BHIROMBHAKDI Nandhavud	THA	Jenzer Motorsport	Jenzer Motorsport	Tatuus F.4 T421	R	5	9'39.018	10 Laps		2	1'51.411
RET	41 RIED Jonas	DEU	PHM Racing	PHM Racing	Tatuus F.4 T421		5	27'46.315	10 Laps		4	1'50.946
RET	37 SZTUKA Kacper	POL	US Racing	US Racing	Tatuus F.4 T421		3	5'40.499	12 Laps		3	1'50.093
RET	20 LAURSEN Conrad	DEN	Prema Racing	Prema Racing	Tatuus F.4 T421		3	5'51.112	12 Laps		3	1'51.118
RET	13 WHARTON James Anthony	AUS	Prema Racing	Prema Racing	Tatuus F.4 T421	R	2	3'58.876	13 Laps		2	1'51.975
RET	9 SPINA Alfio Andrea	ITA	BVM Racing	BVM Racing	Tatuus F.4 T421	R	0					

Starting: 41 Classified: 31 Not Classified: 0 Retired: 10 Not Started: 0
 Fastest Lap N. 4 No. 12 Kimi Andrea Antonelli Time 1'49.312 Avg. 172,735 Km/h

Humidity:	76%	AIR	20°C
Condition:	DRY	Track	20°C

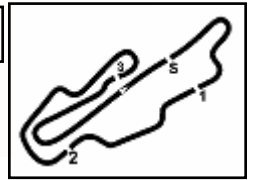
Clerk of the Course : Antonio Canu

Race Director : Alessandro Ferrari

22/10/2022 Start 12:24 End 12:57

Powered by FICr PERUGIA TIMING





ACI Racing Weekend Mugello, 22-23 Ottobre 2022

Italian F4 Championship - Result by Class Race 1

Rookie

Laps 15 = 78,675 km - Avg 144,605 km/h - Race Time 32'38.645

No.	Driver	Nat	Entrant	Team	Car	Laps	Time	Gap	Rel.	Fastest Lap
1	12 ANTONELLI Kimi Andrea	ITA	Prema Racing	Prema Racing	Tatuus F.4 T421	15	32'38.645		4	1'49.312
2	34 STENSHORNE Martinus	NOR	Van Amersfoort Racing	Van Amersfoort Racing	Tatuus F.4 T421	15	32'40.993	2.348	2.348	13 1'49.810
3	7 WURZ Charlie	AUT	Prema Racing	Prema Racing	Tatuus F.4 T421	15	32'41.914	3.269	0.921	5 1'49.825
4	88 CAMARA Rafael	BRA	Prema Racing	Prema Racing	Tatuus F.4 T421	15	32'42.952	4.307	1.038	5 1'49.958
5	3 UGOCHUKWU Ugo	USA	Prema Racing	Prema Racing	Tatuus F.4 T421	15	32'45.902	7.257	2.950	5 1'49.730
6	44 BOHRA Nikhil	USA	US Racing	US Racing	Tatuus F.4 T421	15	32'46.335	7.690	0.433	4 1'49.996
7	33 BADOER Brando	ITA	Van Amersfoort Racing	Van Amersfoort Racing	Tatuus F.4 T421	15	32'48.840	10.195	2.505	3 1'50.220
8	17 FITTIPALDI Emerson Jr.	BRA	Van Amersfoort Racing	Van Amersfoort Racing	Tatuus F.4 T421	15	32'49.568	10.923	0.728	3 1'50.389
9	69 BOHRA Akshay	USA	US Racing	US Racing	Tatuus F.4 T421	15	32'50.562	11.917	0.994	3 1'50.740
10	38 RINICELLA Valerio	ITA	AKM Motorsport	AKM Motorsport	Tatuus F.4 T421	15	32'51.480	12.835	0.918	3 1'50.553
11	28 KLUSS Valentin	DEU	Jenzer Motorsport	Jenzer Motorsport	Tatuus F.4 T421	15	32'51.976	13.331	0.496	5 1'50.563
12	89 DOMINGUES Ivan Franco	POR	Iron Lynx	Iron Lynx	Tatuus F.4 T421	15	32'53.129	14.484	1.153	4 1'50.644
13	47 LACORTE Nicola	ITA	Iron Lynx	Iron Lynx	Tatuus F.4 T421	15	32'53.361	14.716	0.232	14 1'50.856
14	96 CASTRO Jules	BEL	Van Amersfoort Racing	Van Amersfoort Racing	Tatuus F.4 T421	15	32'55.150	16.505	1.789	4 1'50.998
15	31 LINDBLAD Arvid	GBR	Van Amersfoort Racing	Van Amersfoort Racing	Tatuus F.4 T421	15	32'55.454	16.809	0.304	5 1'50.260
16	19 KARLSSON William	SWE	BVM Racing	BVM Racing	Tatuus F.4 T421	15	32'56.758	18.113	1.304	5 1'51.087
17	48 SPERANDIO Elia	CHE	Maffi Racing	Maffi Racing	Tatuus F.4 T421	15	33'02.010	23.365	5.252	4 1'52.012
18	27 ISCHER Ethan	CHE	Jenzer Motorsport	Jenzer Motorsport	Tatuus F.4 T421	15	33'02.244	23.599	0.234	5 1'51.223
19	21 FRASSINETI Andrea	ITA	Cars Racing	Cars Racing	Tatuus F.4 T421	15	33'06.679	28.034	4.435	5 1'52.425
20	39 LIU Qi Rui	CHN	AKM Motorsport	AKM Motorsport	Tatuus F.4 T421	15	33'06.724	28.079	0.045	5 1'51.433
21	36 AKHMED Ismail	UZB	AKM Motorsport	AKM Motorsport	Tatuus F.4 T421	15	33'15.802	37.157	9.078	3 1'53.413
22	78 BLOKINA Viktoria		PHM Racing	PHM Racing	Tatuus F.4 T421	13	31'43.423	2 Laps	2 Laps	4 1'51.967
23	14 LUND Frederik	DEN	R-ACE GP	R-ACE GP	Tatuus F.4 T421	12	27'21.978	3 Laps	1 Lap	4 1'51.760
----- Not Classified -----										
RET	97 KOOLEN Niels	BEL	Monlau Motorsport	Monlau Motorsport	Tatuus F.4 T421	5	9'36.548	10 Laps		4 1'51.592
RET	98 MACHIELS Jef	BEL	Monlau Motorsport	Monlau Motorsport	Tatuus F.4 T421	5	9'38.052	10 Laps		5 1'51.843
RET	8 MASCHIO Giovanni	ITA	AS Motorsport	AS Motorsport	Tatuus F.4 T421	5	9'38.267	10 Laps		3 1'51.857
RET	26 BHIROMBHAKDI Nandhavud	THA	Jenzer Motorsport	Jenzer Motorsport	Tatuus F.4 T421	5	9'39.018	10 Laps		2 1'51.411
RET	13 WHARTON James Anthony	AUS	Prema Racing	Prema Racing	Tatuus F.4 T421	2	3'58.876	13 Laps		2 1'51.975
RET	9 SPINA Alfio Andrea	ITA	BVM Racing	BVM Racing	Tatuus F.4 T421	0				

Starting: 29 Classified: 23 Not Classified: 0 Retired: 6 Not Started: 0

Fastest Lap N. 4 No. 12 Kimi Andrea Antonelli Time 1'49.312 Avg. 172,735 Km/h

Humidity:	76%	AIR	20°C
Condition:	DRY	Track	20°C

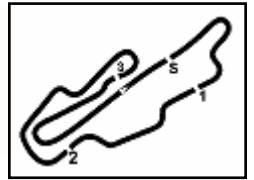
Clerk of the Course : Antonio Canu

Race Director : Alessandro Ferrari

22/10/2022	Start 12:24	End 12:57
------------	----------------	--------------

Powered by FICr PERUGIA TIMING





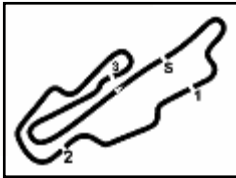
Aut.Int. Mugello 5.245 m

ACI Racing Weekend Mugello, 22-23 Ottobre 2022
Italian F4 Championship - Lap Chart Race 1

	Lap														
	1	2	3	4	5	6	7	8	9	10	11	12	13	14	15
1	12	12	12	12	12	12	12	12	12	12	12	12	12	12	12
2	22	22	22	22	22	22	22	22	22	22	22	22	22	22	22
3	3	3	3	3	3	3	3	3	3	3	34	34	34	34	34
4	34	34	34	34	34	34	34	34	34	34	7	7	7	7	7
5	7	7	7	7	7	7	7	7	7	7	3	88	88	88	88
6	44	44	44	44	44	44	44	44	44	44	88	3	3	3	3
7	37	37	37	88	88	88	88	88	88	88	88	44	44	44	44
8	88	88	88	33	33	33	33	33	33	33	52	52	52	52	52
9	33	33	33	83	52	52	52	52	52	52	33	77	77	77	77
10	83	83	83	52	83	83	83	83	83	83	17	33	33	33	33
11	52	52	52	17	17	17	17	17	17	17	17	77	17	17	17
12	17	17	17	15	15	15	15	15	15	15	15	15	15	15	15
13	15	15	15	77	77	77	77	77	77	77	83	83	69	69	69
14	77	77	77	69	69	69	69	69	69	69	69	69	83	83	83
15	69	69	69	38	38	38	38	38	38	38	38	38	38	38	38
16	28	28	38	89	89	89	89	89	89	89	28	28	28	28	28
17	38	38	89	28	28	28	28	28	28	28	89	23	23	23	23
18	89	89	28	96	96	96	96	96	96	96	96	89	89	89	89
19	96	96	96	99	99	99	99	99	99	99	23	96	47	47	47
20	99	99	99	23	23	23	23	23	23	23	99	47	96	96	96
21	47	23	23	47	11	19	19	19	19	19	19	19	31	31	31
22	11	47	47	11	19	47	47	47	47	47	47	99	31	19	19
23	23	11	11	19	47	14	14	14	14	14	31	31	99	99	99
24	19	13	20	14	14	31	31	31	31	31	14	14	48	48	48
25	13	19	19	97	97	78	78	78	78	78	78	78	27	27	27
26	14	20	14	48	48	48	48	48	48	48	48	48	79	79	79
27	97	14	97	98	98	79	79	79	79	79	79	27	21	21	21
28	20	97	48	8	8	27	27	27	27	27	27	79	39	39	39
29	48	48	98	26	26	21	21	21	21	21	21	21	36	36	36
30	98	98	8	31	31	36	36	36	36	36	39	39	78		
31	8	8	26	79	79	39	39	39	39	39	36	36			
32	26	26	79	78	78										
33	78	79	31	27	27										
34	79	78	78	21	21										
35	31	31	21	36	36										
36	21	21	27	41	39										
37	27	27	36	39	41										
38	36	36	41												
39	41	41	39												
40	39	39													

Final Result		
1	12	ANTONELLI K. Laps 15
2	22	DUNNE A. 1.319
3	34	STENSHORNE M. 2.348
4	7	WURZ C. 3.269
5	88	CAMARA R. 4.307
6	3	UGOCHUKWU U. 7.257
7	44	BOHRA N. 7.690
8	52	AMAND M. 8.746
9	77	BARNARD T. 9.140
10	33	BADOER B. 10.195
11	17	FITTIPALDI E. 10.923
12	15	BEDRIN N. 11.419
13	69	BOHRA A. 11.917
14	83	WEUG M. 12.445
15	38	RINICELLA V. 12.835
16	28	KLUSS V. 13.331
17	23	PARTYSHEV O. 13.505
18	89	DOMINGUES I. 14.484
19	47	LACORTE N. 14.716
20	96	CASTRO J. 16.505
21	31	LINDBLAD A. 16.809
22	19	KARLSSON W. 18.113
23	99	CARRASQUESO J. 18.799
24	48	SPERANDIO E. 23.365
25	27	ISCHER E. 23.599
26	79	MARKOGIANNIS G. 24.818
27	21	FRASSINETI A. 28.034
28	39	LIU Q. 28.079
29	36	AKHMED I. 37.157
30	78	BLOKINA V. 2 Laps
31	14	LUND F. 3 Laps
RET	11	PERINO P. 10 Laps
RET	97	KOOLEN N. 10 Laps
RET	98	MACHIELS J. 10 Laps
RET	8	MASCHIO G. 10 Laps
RET	26	BHIROMBHAKDI N. 10 Laps
RET	41	RIED J. 10 Laps
RET	37	SZTUKA K. 12 Laps
RET	20	LAURSEN C. 12 Laps
RET	13	WHARTON J. 13 Laps
RET	9	SPINA A.





ACI Racing Weekend Mugello, 22-23 Ottobre 2022

Italian F4 Championship - Best Sectors & Speed Race 1

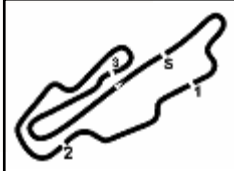
RESULTS

Pos	Driver	Time	Laps
1	12 ANTONELLI Kimi Andrea	Tatuus F.4 T421	15
2	22 DUNNE Alexander	Tatuus F.4 T421	1.319
3	34 STENSHORNE Martinius	Tatuus F.4 T421	2.348
4	7 WURZ Charlie	Tatuus F.4 T421	3.269
5	88 CAMARA Rafael	Tatuus F.4 T421	4.307
6	3 UGOCHUKWU Ugo	Tatuus F.4 T421	7.257
7	44 BOHRA Nikhil	Tatuus F.4 T421	7.690
8	52 AMAND Marcus	Tatuus F.4 T421	8.746
9	77 BARNARD Taylor	Tatuus F.4 T421	9.140
10	33 BADOER Brando	Tatuus F.4 T421	10.195
11	17 FITTIPALDI Emerson Jr.	Tatuus F.4 T421	10.923
12	15 BEDRIN Nikita	Tatuus F.4 T421	11.419
13	69 BOHRA Akshay	Tatuus F.4 T421	11.917
14	83 WEUG Maya	Tatuus F.4 T421	12.445
15	38 RINICELLA Valerio	Tatuus F.4 T421	12.835
16	28 KLUSS Valentin	Tatuus F.4 T421	13.331
17	23 PARTYSHEV Oleksandr	Tatuus F.4 T421	13.505
18	89 DOMINGUES Ivan Franco	Tatuus F.4 T421	14.484
19	47 LACORTE Nicola	Tatuus F.4 T421	14.716
20	96 CASTRO Jules	Tatuus F.4 T421	16.505
21	31 LINDBLAD Arvid	Tatuus F.4 T421	16.809
22	19 KARLSSON William	Tatuus F.4 T421	18.113
23	99 CARRASQUESO Jesse	Tatuus F.4 T421	18.799
24	48 SPERANDIO Elia	Tatuus F.4 T421	23.365
25	27 ISCHER Ethan	Tatuus F.4 T421	23.599
26	79 MARKOGIANNIS Georgios	Tatuus F.4 T421	24.818
27	21 FRASSINETI Andrea	Tatuus F.4 T421	28.034
28	39 LIU Qi Rui	Tatuus F.4 T421	28.079
29	36 AKHMED Ismail	Tatuus F.4 T421	37.157
30	78 BLOKINA Viktoria	Tatuus F.4 T421	2 Laps
31	14 LUND Frederik	Tatuus F.4 T421	3 Laps
RET	11 PERINO Pedro	Tatuus F.4 T421	10 Laps
RET	97 KOOLEN Niels	Tatuus F.4 T421	10 Laps
RET	98 MACHIELS Jef	Tatuus F.4 T421	10 Laps
RET	8 MASCHIO Giovanni	Tatuus F.4 T421	10 Laps
RET	26 BHIROMBHAKDI Nandhavud	Tatuus F.4 T421	10 Laps
RET	41 RIED Jonas	Tatuus F.4 T421	10 Laps
RET	37 SZTUKA Kacper	Tatuus F.4 T421	12 Laps
RET	20 LAURSEN Conrad	Tatuus F.4 T421	12 Laps
RET	13 WHARTON James Anthony	Tatuus F.4 T421	13 Laps
RET	9 SPINA Alfio Andrea	Tatuus F.4 T421	

SPEED

Pos	Driver	Time	Speed
1	47 LACORTE Nicola	Tatuus F.4 T421	238,4
2	69 BOHRA Akshay	Tatuus F.4 T421	236,3
3	23 PARTYSHEV Oleksandr	Tatuus F.4 T421	235,8
4	20 LAURSEN Conrad	Tatuus F.4 T421	234,8
5	77 BARNARD Taylor	Tatuus F.4 T421	234,8
6	88 CAMARA Rafael	Tatuus F.4 T421	234,8
7	3 UGOCHUKWU Ugo	Tatuus F.4 T421	234,3
8	31 LINDBLAD Arvid	Tatuus F.4 T421	234,3
9	78 BLOKINA Viktoria	Tatuus F.4 T421	233,8
10	11 PERINO Pedro	Tatuus F.4 T421	233,8
11	52 AMAND Marcus	Tatuus F.4 T421	232,8
12	7 WURZ Charlie	Tatuus F.4 T421	232,3
13	97 KOOLEN Niels	Tatuus F.4 T421	232,3
14	39 LIU Qi Rui	Tatuus F.4 T421	232,3
15	19 KARLSSON William	Tatuus F.4 T421	232,3
16	44 BOHRA Nikhil	Tatuus F.4 T421	231,8
17	37 SZTUKA Kacper	Tatuus F.4 T421	231,8
18	13 WHARTON James Anthony	Tatuus F.4 T421	231,8
19	14 LUND Frederik	Tatuus F.4 T421	231,8
20	15 BEDRIN Nikita	Tatuus F.4 T421	231,8
21	89 DOMINGUES Ivan Franco	Tatuus F.4 T421	231,8
22	8 MASCHIO Giovanni	Tatuus F.4 T421	231,8
23	99 CARRASQUESO Jesse	Tatuus F.4 T421	231,3
24	26 BHIROMBHAKDI Nandhavud	Tatuus F.4 T421	231,3
25	79 MARKOGIANNIS Georgios	Tatuus F.4 T421	231,3
26	38 RINICELLA Valerio	Tatuus F.4 T421	230,8
27	33 BADOER Brando	Tatuus F.4 T421	230,8
28	28 KLUSS Valentin	Tatuus F.4 T421	230,8
29	27 ISCHER Ethan	Tatuus F.4 T421	230,3
30	98 MACHIELS Jef	Tatuus F.4 T421	229,8
31	83 WEUG Maya	Tatuus F.4 T421	229,8
32	17 FITTIPALDI Emerson Jr.	Tatuus F.4 T421	229,8
33	22 DUNNE Alexander	Tatuus F.4 T421	229,3
34	34 STENSHORNE Martinius	Tatuus F.4 T421	228,8
35	48 SPERANDIO Elia	Tatuus F.4 T421	228,8
36	36 AKHMED Ismail	Tatuus F.4 T421	228,8
37	96 CASTRO Jules	Tatuus F.4 T421	228,3
38	41 RIED Jonas	Tatuus F.4 T421	227,4
39	21 FRASSINETI Andrea	Tatuus F.4 T421	227,4
40	12 ANTONELLI Kimi Andrea	Tatuus F.4 T421	225,9



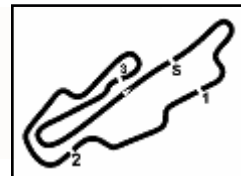


ACI Racing Weekend Mugello, 22-23 Ottobre 2022

Italian F4 Championship - Best Sectors & Speed Race 1

SEG. 1			SEG. 2			SEG. 3			SEG. 4						
1	34	STENSHORNE Martinius	26.827	1	22	DUNNE Alexander	21.641	1	22	DUNNE Alexander	33.442	1	7	WURZ Charlie	27.151
2	12	ANTONELLI Kimi Andrea	26.885	2	12	ANTONELLI Kimi Andrea	21.662	2	12	ANTONELLI Kimi Andrea	33.479	2	22	DUNNE Alexander	27.188
3	22	DUNNE Alexander	26.926	3	3	UGOCHUKWU Ugo	21.717	3	3	UGOCHUKWU Ugo	33.545	3	52	AMAND Marcus	27.189
4	33	BADOER Brando	26.983	4	34	STENSHORNE Martinius	21.769	4	34	STENSHORNE Martinius	33.557	4	69	BOHRA Akshav	27.197
5	88	CAMARA Rafael	27.010	5	52	AMAND Marcus	21.772	5	7	WURZ Charlie	33.585	5	88	CAMARA Rafael	27.216
6	44	BOHRA Nikhil	27.023	6	44	BOHRA Nikhil	21.802	6	44	BOHRA Nikhil	33.677	6	37	SZTUKA Kacper	27.231
7	37	SZTUKA Kacper	27.033	7	7	WURZ Charlie	21.849	7	33	BADOER Brando	33.703	7	77	BARNARD Taylor	27.248
8	7	WURZ Charlie	27.048	8	33	BADOER Brando	21.851	8	88	CAMARA Rafael	33.728	8	12	ANTONELLI Kimi Andrea	27.249
9	3	UGOCHUKWU Ugo	27.063	9	88	CAMARA Rafael	21.852	9	77	BARNARD Taylor	33.748	9	47	LACORTE Nicola	27.256
10	31	LINDBLAD Arvid	27.074	10	37	SZTUKA Kacper	21.883	10	83	WEUG Maya	33.842	10	31	LINDBLAD Arvid	27.259
11	17	FITTIPALDI Emerson Jr.	27.099	11	31	LINDBLAD Arvid	21.883	11	15	BEDRIN Nikita	33.866	11	38	RINICELLA Valerio	27.261
12	69	BOHRA Akshav	27.105	12	38	RINICELLA Valerio	21.888	12	52	AMAND Marcus	33.867	12	20	LAURSEN Conrad	27.269
13	47	LACORTE Nicola	27.106	13	89	DOMINGUES Ivan Franco	21.903	13	17	FITTIPALDI Emerson Jr.	33.888	13	44	BOHRA Nikhil	27.283
14	28	KLUSS Valentin	27.107	14	28	KLUSS Valentin	21.938	14	28	KLUSS Valentin	33.904	14	3	UGOCHUKWU Ugo	27.285
15	89	DOMINGUES Ivan Franco	27.113	15	83	WEUG Maya	21.971	15	38	RINICELLA Valerio	33.918	15	89	DOMINGUES Ivan Franco	27.286
16	38	RINICELLA Valerio	27.121	16	17	FITTIPALDI Emerson Jr.	21.978	16	37	SZTUKA Kacper	33.931	16	99	CARRASQUESO Jesse	27.310
17	52	AMAND Marcus	27.127	17	69	BOHRA Akshav	21.992	17	31	LINDBLAD Arvid	33.969	17	34	STENSHORNE Martinius	27.317
18	20	LAURSEN Conrad	27.133	18	15	BEDRIN Nikita	22.009	18	23	PARTYSHEV Oleksandr	33.974	18	78	BLOKINA Viktoria	27.336
19	83	WEUG Maya	27.151	19	99	CARRASQUESO Jesse	22.016	19	27	ISCHER Ethan	34.032	19	15	BEDRIN Nikita	27.342
20	11	PERINO Pedro	27.158	20	41	RIED Jonas	22.026	20	47	LACORTE Nicola	34.037	20	83	WEUG Maya	27.358
21	77	BARNARD Taylor	27.162	21	96	CASTRO Jules	22.044	21	96	CASTRO Jules	34.052	21	97	KOOLEN Niels	27.365
22	78	BLOKINA Viktoria	27.190	22	19	KARLSSON William	22.092	22	26	BHIROMBHAKDI Nandh	34.055	22	28	KLUSS Valentin	27.379
23	23	PARTYSHEV Oleksandr	27.195	23	77	BARNARD Taylor	22.111	23	41	RIED Jonas	34.060	23	23	PARTYSHEV Oleksandr	27.381
24	96	CASTRO Jules	27.220	24	23	PARTYSHEV Oleksandr	22.130	24	19	KARLSSON William	34.063	24	33	BADOER Brando	27.385
25	19	KARLSSON William	27.220	25	27	ISCHER Ethan	22.135	25	89	DOMINGUES Ivan Franco	34.066	25	13	WHARTON James Anthon	27.386
26	15	BEDRIN Nikita	27.228	26	11	PERINO Pedro	22.178	26	69	BOHRA Akshav	34.091	26	19	KARLSSON William	27.388
27	8	MASCHIO Giovanni	27.264	27	98	MACHIELS Jef	22.214	27	20	LAURSEN Conrad	34.135	27	17	FITTIPALDI Emerson Jr.	27.390
28	26	BHIROMBHAKDI Nandh	27.274	28	39	LIU Qi Rui	22.250	28	97	KOOLEN Niels	34.143	28	11	PERINO Pedro	27.423
29	99	CARRASQUESO Jesse	27.278	29	97	KOOLEN Niels	22.259	29	99	CARRASQUESO Jesse	34.176	29	41	RIED Jonas	27.431
30	27	ISCHER Ethan	27.283	30	26	BHIROMBHAKDI Nandh	22.269	30	8	MASCHIO Giovanni	34.196	30	26	BHIROMBHAKDI Nandh	27.449
31	14	LUND Frederik	27.308	31	47	LACORTE Nicola	22.269	31	39	LIU Qi Rui	34.209	31	14	LUND Frederik	27.456
32	39	LIU Qi Rui	27.361	32	79	MARKOGIANNIS Georgi	22.279	32	11	PERINO Pedro	34.228	32	27	ISCHER Ethan	27.503
33	98	MACHIELS Jef	27.366	33	48	SPERANDIO Elia	22.292	33	98	MACHIELS Jef	34.234	33	39	LIU Qi Rui	27.522
34	41	RIED Jonas	27.384	34	8	MASCHIO Giovanni	22.302	34	78	BLOKINA Viktoria	34.341	34	8	MASCHIO Giovanni	27.525
35	97	KOOLEN Niels	27.389	35	13	WHARTON James Anthon	22.313	35	14	LUND Frederik	34.405	35	96	CASTRO Jules	27.531
36	79	MARKOGIANNIS Georgi	27.434	36	20	LAURSEN Conrad	22.343	36	21	FRASSINETI Andrea	34.444	36	48	SPERANDIO Elia	27.583
37	48	SPERANDIO Elia	27.513	37	21	FRASSINETI Andrea	22.374	37	13	WHARTON James Anthon	34.450	37	79	MARKOGIANNIS Georgi	27.623
38	21	FRASSINETI Andrea	27.614	38	14	LUND Frederik	22.403	38	48	SPERANDIO Elia	34.460	38	21	FRASSINETI Andrea	27.684
39	13	WHARTON James Anthon	27.637	39	78	BLOKINA Viktoria	22.419	39	79	MARKOGIANNIS Georgi	34.473	39	98	MACHIELS Jef	27.712
40	36	AKHMED Ismail	27.776	40	36	AKHMED Ismail	22.962	40	36	AKHMED Ismail	34.684	40	36	AKHMED Ismail	27.903
41	9	SPINA Alfio Andrea	37.483	41	9	SPINA Alfio Andrea	23.660								





ACI Racing Weekend Mugello, 22-23 Ottobre 2022

Italian F4 Championship - Chronological Analysis Race 1

Start at 12:24'05.146

1 / 5

3 U. UGOCHUKWU (1'49.730)

Lap	Seg.1	Seg.2	Seg.3	Seg.4	Lap Time	km/h	Local Time
1		22.357	34.041	27.304	1'58.028		12:26'03.174
2	27.143	21.926	33.545	27.374	1'49.988	226,9	12:27'53.162
3	27.088	21.844	33.820	27.321	1'50.073	227,4	12:29'43.235
4	27.175	21.802	33.623	27.285	1'49.885	225,5	12:31'33.120
5	27.063	21.717	33.596	27.354	1'49.730	225,0	12:33'22.850
6	27.096	21.774	33.653	28.371	1'50.894	226,9	12:35'13.744
7	47.515	47.618	1'12.454	55.064	3'42.651	137,4	12:38'56.395
8	43.251	33.751	55.293	40.992	2'53.287	116,1	12:41'49.682
9	38.268	32.542	55.293	40.742	2'46.845	192,5	12:44'36.527
10	44.084	33.065	1'12.612	27.529	2'57.290	114,0	12:47'33.817
11	27.689	22.304	34.839	27.671	1'52.503	229,3	12:49'26.320
12	27.801	22.267	34.408	27.366	1'51.842	234,3	12:51'18.162
13	27.404	21.956	34.061	27.469	1'50.890	227,8	12:53'09.052
14	27.260	22.055	34.204	27.376	1'50.895	226,4	12:54'59.947
15	27.259	21.984	34.359	27.499	1'51.101	228,3	12:56'51.048
Race Time 32'45.902							

9	38.702	32.947	55.300	41.314	2'48.263	187,8	12:44'35.444
10	43.709	33.102	1'13.159	27.656	2'57.626	133,2	12:47'33.070
11	27.480	22.210	33.872	27.397	1'50.959	223,1	12:49'24.029
12	27.151	21.826	33.655	27.340	1'49.972	224,5	12:51'14.001
13	27.069	21.806	33.710	27.334	1'49.919	224,5	12:53'03.920
14	27.001	21.810	33.713	27.322	1'49.846	225,0	12:54'53.766
15	27.039	21.808	33.791	27.387	1'50.025	225,5	12:56'43.791
Race Time 32'38.645							

13 J. WHARTON (1'51.975)

Lap	Seg.1	Seg.2	Seg.3	Seg.4	Lap Time	km/h	Local Time
1		25.137	34.870	27.430	2'06.901		12:26'12.047
2	27.637	22.502	34.450	27.386	1'51.975	231,8	12:28'04.022
Race Time 3'58.876							

14 F. LUND (1'51.760)

Lap	Seg.1	Seg.2	Seg.3	Seg.4	Lap Time	km/h	Local Time
1		25.456	35.352	27.555	2'07.713		12:26'12.859
2	27.311	22.609	34.910	27.769	1'52.599	227,8	12:28'05.458
3	27.478	22.638	34.597	27.540	1'52.253	231,8	12:29'57.711
4	27.421	22.403	34.405	27.531	1'51.760	227,4	12:31'49.471
5	27.308	22.448	34.727	27.533	1'52.016	226,4	12:33'41.487
6	27.907	22.422	36.251	31.030	1'57.610	226,9	12:35'39.097
7	36.694	46.793	1'14.148	52.676	3'30.311	157,2	12:39'09.408
8	45.121	32.655	58.382	43.691	2'59.849	85,3	12:42'09.257
9	34.399	32.186	54.342	44.985	2'45.912	183,7	12:44'55.169
10	39.597	33.768	1'04.218	27.883	2'45.466	175,9	12:47'40.635
11	27.922	22.767	34.686	27.456	1'52.831	225,9	12:49'33.466
12	27.805	23.217	35.060	27.576	1'53.658	231,3	12:51'27.124
Race Time 27'21.978							

15 N. BEDRIN (1'50.744)

Lap	Seg.1	Seg.2	Seg.3	Seg.4	Lap Time	km/h	Local Time
1		23.514	34.582	27.478	2'02.573		12:26'07.719
2	27.449	22.094	33.963	27.399	1'50.905	229,8	12:27'58.624
3	27.228	22.091	34.040	27.446	1'50.805	230,3	12:29'49.429
4	27.425	22.259	33.866	27.435	1'50.985	226,4	12:31'40.414
5	27.473	22.009	33.872	27.390	1'50.744	228,8	12:33'31.158
6	27.458	22.091	33.955	30.851	1'54.355	229,8	12:35'25.513
7	41.951	46.564	1'13.871	53.782	3'36.168	185,9	12:39'01.681
8	43.522	33.659	56.982	42.776	2'56.939	105,7	12:41'58.620
9	35.384	32.791	54.686	43.457	2'46.318	202,6	12:44'44.938
10	41.771	33.583	1'08.298	27.815	2'51.467	110,4	12:47'36.405
11	28.031	22.940	34.432	27.371	1'52.774	230,8	12:49'29.179
12	27.351	22.715	34.236	27.342	1'51.644	230,8	12:51'20.823
13	27.354	22.185	34.255	27.410	1'51.204	228,8	12:53'12.027
14	27.360	22.406	34.473	27.443	1'51.682	231,8	12:55'03.709
15	27.488	22.310	34.254	27.449	1'51.501	229,8	12:56'55.210
Race Time 32'50.064							

17 E. FITTIPALDI (1'50.389)

Lap	Seg.1	Seg.2	Seg.3	Seg.4	Lap Time	km/h	Local Time
1		23.563	34.623	27.487	2'02.170		12:26'07.316
2	27.191	22.099	34.126	27.496	1'50.912	227,8	12:27'58.228
3	27.099	21.978	33.888	27.424	1'50.389	227,4	12:29'48.617
4	27.438	22.130	33.947	27.390	1'50.905	229,3	12:31'39.522
5	27.317	22.128	34.154	27.432	1'51.031	226,9	12:33'30.553
6	27.217	22.021	33.966	30.097	1'53.301	228,3	12:35'23.854
7	43.075	46.395	1'13.919	53.934	3'37.323	208,9	12:39'01.177
8	43.277	33.360	56.928	43.072	2'56.637	104,7	12:41'57.814
9	35.583	32.471	54.908	43.019	2'45.981	206,5	12:44'43.795
10	42.206	33.562	1'08.893	27.592	2'52.253	125,6	12:47'36.048
11	27.912	22.713	34.364	27.436	1'52.425	229,8	12:49'28.473
12	27.802	22.479	34.101	27.457	1'51.839	228,3	12:51'20.312
13	27.387	22.241	34.187	27.514	1'51.329	228,8	12:53'11.641
14	27.320	22.499	34.485	27.440	1'51.744	229,3	12:55'03.385

7 C. WURZ (1'49.825)

Lap	Seg.1	Seg.2	Seg.3	Seg.4	Lap Time	km/h	Local Time
1		22.483	33.949	27.417	1'58.806		12:26'03.952
2	27.172	22.185	33.585	27.151	1'50.093	227,8	12:27'54.045
3	27.101	21.934	33.670	27.231	1'49.936	232,3	12:29'43.981
4	27.311	21.973	33.711	27.154	1'50.149	232,3	12:31'34.130
5	27.107	21.915	33.608	27.195	1'49.825	229,8	12:33'23.955
6	27.173	21.849	33.679	29.664	1'52.365	229,8	12:35'16.320
7	46.614	47.259	1'12.934	54.504	3'41.311	135,2	12:38'57.631
8	43.405	33.828	55.570	40.950	2'53.753	120,0	12:41'51.384
9	38.123	33.070	54.599	42.017	2'47.809	169,8	12:44'39.193
10	43.149	33.859	1'10.481	27.782	2'55.271	128,9	12:47'34.464
11	27.581	22.396	34.250	27.525	1'51.752	232,3	12:49'26.216
12	27.291	22.113	33.784	27.251	1'50.439	231,3	12:51'16.655
13	27.048	21.937	33.854	27.307	1'50.146	227,8	12:53'06.801
14	27.143	21.929	33.776	27.220	1'50.068	226,4	12:54'56.869
15	27.097	22.001	33.827	27.266	1'50.191	227,4	12:56'47.060
Race Time 32'41.914							

8 G. MASCHIO (1'51.857)

Lap	Seg.1	Seg.2	Seg.3	Seg.4	Lap Time	km/h	Local Time
1		25.993	36.453	27.697	2'10.446		12:26'15.592
2	27.542	22.318	34.491	27.637	1'51.988	228,8	12:28'07.580
3	27.350	22.302	34.637	27.568	1'51.857	227,4	12:29'59.437
4	27.264	22.672	34.465	27.595	1'51.996	228,3	12:31'51.433
5	27.879	22.380	34.196	27.525	1'51.980	227,8	12:33'43.413
Race Time 9'38.267							

11 P. PERINO (1'51.130)

Lap	Seg.1	Seg.2	Seg.3	Seg.4	Lap Time	km/h	Local Time
1		24.342	35.577	27.517	2'06.085		12:26'11.231
2	28.059	22.353	34.653	27.694	1'52.759	233,8	12:28'03.990
3	27.547	22.180	34.466	27.423	1'51.616	227,4	12:29'55.606
4	27.158	22.244	34.228	27.500	1'51.130	229,8	12:31'46.736
5	27.410	22.178	35.210	27.840	1'52.638	228,3	12:33'39.374
Race Time 9'34.228							

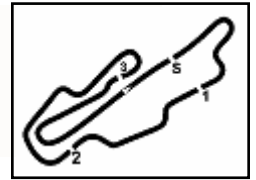
12 K. ANTONELLI (1'49.312)

Lap	Seg.1	Seg.2	Seg.3	Seg.4	Lap Time	km/h	Local Time
1		22.016	33.555	27.339	1'56.291		12:26'01.437
2	26.993	21.839	33.610	27.282	1'49.724	225,0	12:27'51.161
3	26.885	21.730	33.479	27.260	1'49.354	225,5	12:29'40.515
4	26.888	21.662	33.513	27.249	1'49.312	225,5	12:31'29.827
5	26.885	21.691	33.494	27.251	1'49.321	225,5	12:33'19.148
6	26.928	21.728	33.542	28.050	1'50.248	225,9	12:35'09.396
7	50.642	47.547	1'12.092	54.039	3'44.320	122,7	12:38'53.716
8	44.395	33.336	56.153	39.581	2'53.465	104,7	12:41'47.181

22/10/2022

P = Pits In/Out - C = Lap Time Cancelled





ACI Racing Weekend Mugello, 22-23 Ottobre 2022

Italian F4 Championship - Chronological Analysis Race 1

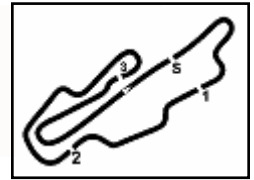
Start at 12:24'05.146

2 / 5

19 W. KARLSSON (1'51.087)								23 O. PARTYSHEV (1'50.981)							
Lap	Seg.1	Seg.2	Seg.3	Seg.4	Lap Time	km/h	Local Time	Lap	Seg.1	Seg.2	Seg.3	Seg.4	Lap Time	km/h	Local Time
1		24.363	35.401	27.464	2'06.512		12:26'11.658	1		24.270	35.520	27.419	2'06.174		12:26'11.320
2	27.869	22.945	34.705	27.680	1'53.199	232,3	12:28'04.857	2	27.594	22.399	34.134	27.426	1'51.553	235,8	12:28'02.873
3	27.822	22.398	34.475	27.503	1'52.198	228,8	12:29'57.055	3	27.539	22.372	34.230	27.393	1'51.534	230,3	12:29'54.407
4	27.227	22.422	34.210	27.517	1'51.376	227,8	12:31'48.431	4	27.400	22.163	34.151	27.448	1'51.162	234,3	12:31'45.569
5	27.499	22.120	34.063	27.405	1'51.087	226,4	12:33'39.518	5	27.616	22.172	33.974	27.396	1'51.158	230,8	12:33'36.727
6	27.220	22.092	34.600	33.955	1'57.867	230,3	12:35'37.385	6	27.265	22.347	34.099	35.777	1'59.488	231,3	12:35'36.215
7	37.082	46.299	1'14.436	52.478	3'30.295	151,9	12:39'07.680	7	37.220	46.795	1'13.808	52.870	3'30.693	166,4	12:39'06.908
8	45.642	32.649	58.043	43.948	3'00.282	80,7	12:42'07.962	8	45.429	32.649	58.249	43.081	2'59.408	80,5	12:42'06.316
9	34.548	32.446	54.094	44.889	2'45.977	159,8	12:44'53.939	9	35.414	32.096	54.280	44.637	2'46.427	168,5	12:44'52.743
10	39.691	33.797	1'04.423	27.662	2'45.573	157,7	12:47'39.512	10	40.180	34.111	1'04.532	27.452	2'46.275	158,8	12:47'39.018
11	27.691	22.727	34.972	27.648	1'53.038	229,8	12:49'32.550	11	27.615	22.698	35.197	27.717	1'53.227	234,8	12:49'32.245
12	28.277	22.821	34.675	27.496	1'53.269	228,3	12:51'25.819	12	27.217	22.261	34.122	27.381	1'50.981	231,3	12:51'23.226
13	27.408	22.551	34.590	27.388	1'51.937	230,3	12:53'17.756	13	27.368	22.421	34.544	27.465	1'51.798	232,3	12:53'15.024
14	27.565	22.280	35.328	27.516	1'52.689	232,3	12:55'10.445	14	27.261	22.130	34.197	27.433	1'51.021	229,3	12:55'06.045
15	27.286	22.215	34.374	27.584	1'51.459	229,3	12:57'01.904	15	27.195	22.283	34.328	27.445	1'51.251	230,8	12:56'57.296
Race Time 32'49.568								Race Time 32'52.150							
20 C. LAURSEN (1'51.118)								26 N. BHIROMBHAKDI (1'51.411)							
Lap	Seg.1	Seg.2	Seg.3	Seg.4	Lap Time	km/h	Local Time	Lap	Seg.1	Seg.2	Seg.3	Seg.4	Lap Time	km/h	Local Time
1		25.914	34.929	27.477	2'08.140		12:26'13.286	1		26.050	37.523	27.745	2'11.778		12:26'16.924
2	27.313	22.343	34.929	27.269	1'51.854	230,3	12:28'05.140	2	27.432	22.376	34.055	27.548	1'51.411	226,4	12:28'08.335
3	27.133	22.432	34.135	27.418	1'51.118	234,8	12:29'56.258	3	27.274	22.269	34.456	27.449	1'51.448	226,9	12:29'59.783
Race Time 5'51.112								Race Time 9'39.018							
21 A. FRASSINETI (1'52.425)								27 E. ISCHER (1'51.223)							
Lap	Seg.1	Seg.2	Seg.3	Seg.4	Lap Time	km/h	Local Time	Lap	Seg.1	Seg.2	Seg.3	Seg.4	Lap Time	km/h	Local Time
1		25.618	39.911	29.006	2'15.603		12:26'20.749	1		22.592	37.924	29.065	2'15.639		12:26'20.785
2	28.107	22.415	34.444	27.848	1'52.814	223,6	12:28'13.563	2	28.313	22.627	34.521	27.503	1'52.964	224,5	12:28'13.749
3	27.813	22.403	34.581	28.363	1'53.160	226,4	12:30'06.723	3	27.908	22.590	34.344	28.136	1'52.978	228,3	12:30'06.727
4	28.188	22.487	34.580	27.769	1'53.024	223,1	12:31'59.747	4	27.688	22.238	34.032	27.622	1'51.580	223,1	12:31'58.307
5	27.614	22.374	34.649	27.788	1'52.425	225,9	12:33'52.172	5	27.345	22.135	34.235	27.508	1'51.223	227,4	12:33'49.530
6	27.873	22.572	37.560	28.746	1'56.751	225,5	12:35'48.923	6	27.283	22.201	38.530	28.787	1'56.801	228,3	12:35'46.331
7	32.005	46.331	1'13.861	53.729	3'25.926	220,4	12:39'14.849	7	33.174	47.228	1'13.452	53.990	3'27.844	214,3	12:39'14.175
8	44.787	31.679	59.075	43.567	2'59.108	94,4	12:42'13.957	8	44.429	32.251	58.286	43.896	2'58.862	90,8	12:42'13.037
9	34.532	31.863	53.566	46.926	2'46.887	142,3	12:45'00.844	9	34.792	31.920	53.790	45.832	2'46.334	147,7	12:44'59.371
10	38.132	33.539	1'03.035	28.059	2'42.765	172,8	12:47'43.609	10	38.991	33.479	1'03.211	27.927	2'43.608	156,5	12:47'42.979
11	27.922	22.670	35.027	27.684	1'53.303	225,9	12:49'36.912	11	27.625	22.946	35.233	27.530	1'53.334	228,8	12:49'36.313
12	27.744	22.929	35.128	27.839	1'53.640	227,4	12:51'30.552	12	27.782	22.622	34.874	27.679	1'52.957	226,4	12:51'29.270
13	27.914	23.250	35.194	27.994	1'54.352	225,5	12:53'24.904	13	27.454	22.804	35.593	27.599	1'53.450	226,4	12:53'22.720
14	27.840	22.639	34.843	27.922	1'53.244	225,0	12:55'18.148	14	27.602	22.564	34.780	27.555	1'52.501	227,8	12:55'15.221
15	28.017	22.601	34.978	28.081	1'53.677	225,0	12:57'11.825	15	27.609	22.494	34.422	27.644	1'52.169	230,3	12:57'07.390
Race Time 33'06.679								Race Time 33'02.244							
22 A. DUNNE (1'49.338)								28 V. KLUSS (1'50.563)							
Lap	Seg.1	Seg.2	Seg.3	Seg.4	Lap Time	km/h	Local Time	Lap	Seg.1	Seg.2	Seg.3	Seg.4	Lap Time	km/h	Local Time
1		22.179	33.552	27.198	1'57.116		12:26'02.262	1		23.466	35.317	27.645	2'03.895		12:26'09.041
2	27.044	21.803	33.495	27.188	1'49.530	228,3	12:27'51.792	2	27.551	22.094	33.904	27.439	1'50.988	227,8	12:28'00.029
3	26.956	21.681	33.442	27.271	1'49.350	227,4	12:29'41.142	3	27.131	22.100	36.171	27.602	1'53.004	227,4	12:29'53.033
4	26.962	21.641	33.533	27.202	1'49.338	229,3	12:31'30.480	4	27.191	21.938	34.072	27.530	1'50.731	225,5	12:31'43.764
5	26.926	21.751	33.715	27.313	1'49.705	229,3	12:33'20.185	5	27.180	21.939	34.053	27.391	1'50.563	226,4	12:33'34.327
6	27.050	21.950	34.020	29.946	1'52.966	227,4	12:35'13.151	6	27.107	22.148	34.144	34.917	1'58.316	225,9	12:35'32.643
7	47.321	47.587	1'12.064	55.618	3'42.590	144,2	12:38'55.741	7	38.398	46.852	1'13.613	53.297	3'32.160	173,6	12:39'04.803
8	42.816	33.419	55.958	40.660	2'52.853	119,2	12:41'48.594	8	45.343	32.831	57.284	43.550	2'59.008	91,4	12:42'03.811
9	38.136	32.800	55.312	41.029	2'47.277	203,4	12:44'35.871	9	34.859	31.924	55.253	43.936	2'45.972	185,9	12:44'49.783
10	43.778	33.071	1'13.235	27.627	2'57.711	127,4	12:47'33.582	10	40.970	33.368	1'06.095	27.758	2'48.191	156,1	12:47'37.974
11	27.550	22.314	33.924	27.229	1'51.017	227,4	12:49'24.599	11	27.861	22.848	35.262	27.552	1'53.523	226,9	12:49'31.497
12	27.180	22.168	33.871	27.342	1'50.561	229,3	12:51'15.160	12	27.290	22.217	34.231	27.499	1'51.237	224,5	12:51'22.734
13	27.073	21.799	33.832	27.243	1'49.947	227,4	12:53'05.107	13	27.452	22.640	34.179	27.431	1'51.702	230,8	12:53'14.436
14	27.122	21.823	33.872	27.210	1'50.027	227,4	12:54'55.134	14	27.256	22.156	34.302	27.379	1'51.093	226,9	12:55'05.529
15	27.058	21.889	33.702	27.327	1'49.976	226,9	12:56'45.110	15	27.319	22.262	34.301	27.711	1'51.593	230,8	12:56'57.122
Race Time 32'39.964								Race Time 32'51.976							

22/10/2022 P = Pits In/Out - C = Lap Time Cancelled





ACI Racing Weekend Mugello, 22-23 Ottobre 2022

Italian F4 Championship - Chronological Analysis Race 1

Start at 12:24'05.146

Aut.Int. Mugello 5.245 m

3 / 5

31 A. LINDBLAD (1'50.260)							
Lap	Seg.1	Seg.2	Seg.3	Seg.4	Lap Time	km/h	Local Time
1		22.463	39.098	28.088	2'14.511		12:26'19.657
2	27.765	22.595	34.398	27.457	1'52.215	231,3	12:28'11.872
3	27.519	22.339	34.586	27.494	1'51.938	229,8	12:30'03.810
4	27.229	21.883	33.969	27.396	1'50.477	227,4	12:31'54.287
5	27.074	21.904	34.023	27.259	1'50.260	228,3	12:33'44.547
6	27.317	22.552	36.001	29.115	1'54.985	232,3	12:35'39.532
7	37.074	46.771	1'14.054	53.376	3'31.275	163,9	12:39'10.807
8	44.582	32.693	58.110	43.919	2'59.304	85,9	12:42'10.111
9	34.369	32.098	54.106	45.543	2'46.116	168,8	12:44'56.227
10	39.329	33.519	1'04.067	27.673	2'44.588	174,5	12:47'40.815
11	27.362	22.540	34.808	27.440	1'52.150	231,8	12:49'32.965
12	28.172	23.019	34.744	27.553	1'53.488	234,3	12:51'26.453
13	27.173	22.449	34.521	27.487	1'51.630	229,3	12:53'18.083
14	27.514	22.352	34.609	27.412	1'51.887	232,8	12:55'09.970
15	27.206	21.973	34.140	27.311	1'50.630	229,3	12:57'00.600
Race Time 32'55.454							

33 B. BADOER (1'50.220)							
Lap	Seg.1	Seg.2	Seg.3	Seg.4	Lap Time	km/h	Local Time
1		22.999	34.245	27.643	2'00.806		12:26'05.952
2	27.265	22.018	33.935	27.470	1'50.688	225,9	12:27'56.640
3	27.075	21.900	33.796	27.449	1'50.220	227,8	12:29'46.860
4	26.983	21.985	34.016	27.385	1'50.369	226,9	12:31'37.229
5	27.134	22.002	33.703	27.474	1'50.313	227,4	12:33'27.542
6	27.098	21.851	33.974	28.763	1'51.686	225,9	12:35'19.228
7	45.433	47.001	1'13.580	53.886	3'39.900	161,4	12:38'59.128
8	43.437	33.775	56.503	40.923	2'54.638	121,2	12:41'53.766
9	37.473	32.810	54.909	41.632	2'46.824	177,6	12:44'40.590
10	43.395	34.110	1'09.385	27.844	2'54.734	131,1	12:47'35.324
11	28.214	22.606	34.371	27.462	1'52.653	227,4	12:49'27.977
12	27.262	22.423	34.676	27.503	1'51.864	229,3	12:51'19.841
13	27.341	22.369	34.138	27.540	1'51.388	230,8	12:53'11.229
14	27.311	22.661	34.288	27.501	1'51.761	228,3	12:55'02.990
15	27.279	22.116	33.990	27.611	1'50.996	227,8	12:56'53.986
Race Time 32'48.840							

34 M. STENSHORNE (1'49.810)							
Lap	Seg.1	Seg.2	Seg.3	Seg.4	Lap Time	km/h	Local Time
1		22.552	33.998	27.369	1'58.430		12:26'03.576
2	27.066	21.950	33.756	27.392	1'50.164	228,8	12:27'53.740
3	26.827	21.945	33.759	27.464	1'49.995	227,8	12:29'43.735
4	27.167	21.771	33.559	27.317	1'49.814	227,8	12:31'33.549
5	27.024	21.839	33.732	27.395	1'49.990	228,8	12:33'23.539
6	26.972	21.857	33.557	28.368	1'50.754	227,8	12:35'14.293
7	47.644	47.394	1'13.055	54.609	3'42.702	124,6	12:38'56.995
8	43.359	33.533	55.691	41.031	2'53.614	116,4	12:41'50.609
9	37.987	33.025	54.861	41.684	2'47.557	175,9	12:44'38.166
10	43.387	33.841	1'11.125	27.741	2'56.094	135,0	12:47'34.260
11	27.487	22.324	34.204	27.553	1'51.568	227,8	12:49'25.828
12	27.156	21.844	33.711	27.426	1'50.137	225,9	12:51'15.965
13	27.011	21.769	33.634	27.396	1'49.810	226,4	12:53'05.775
14	27.043	21.894	33.758	27.382	1'50.077	227,8	12:54'55.852
15	27.109	21.805	33.904	27.469	1'50.287	227,8	12:56'46.139
Race Time 32'40.993							

36 I. AKHMED (1'53.413)							
Lap	Seg.1	Seg.2	Seg.3	Seg.4	Lap Time	km/h	Local Time
1		25.331	40.228	28.970	2'16.087		12:26'21.233
2	28.284	23.223	34.684	27.905	1'54.096	227,4	12:28'15.329
3	27.776	22.962	34.772	27.903	1'53.413	225,9	12:30'08.742
4	27.834	23.121	34.915	28.303	1'54.173	225,5	12:32'02.915
5	27.994	23.055	34.777	28.127	1'53.953	224,5	12:33'56.868
6	27.817	23.274	36.637	28.349	1'56.077	223,1	12:35'52.945
7	29.953	45.159	1'14.110	53.346	3'22.568	225,5	12:39'15.513

8	44.897	31.623	59.091	43.416	2'59.027	88,3	12:42'14.540
9	34.645	31.832	53.719	46.540	2'46.736	134,7	12:45'01.276
10	38.458	33.244	1'03.391	28.224	2'43.317	168,5	12:47'44.593
11	28.560	23.762	35.400	28.179	1'55.901	226,4	12:49'40.494
12	28.173	23.146	35.119	27.907	1'54.345	228,8	12:51'34.839
13	28.146	23.296	36.895	28.065	1'56.402	223,6	12:53'31.241
14	27.952	23.364	35.617	28.004	1'54.937	223,6	12:55'26.178
15	28.031	23.181	35.151	28.407	1'54.770	222,7	12:57'20.948
Race Time 33'15.802							

37 K. SZTUKA (1'50.093)							
Lap	Seg.1	Seg.2	Seg.3	Seg.4	Lap Time	km/h	Local Time
1		22.876	34.174	27.286	1'59.716		12:26'04.862
2	27.321	22.141	33.997	27.231	1'50.690	231,8	12:27'55.552
3	27.036	21.883	33.931	27.243	1'50.093	228,8	12:29'45.645
Race Time 5'40.499							

38 V. RINICELLA (1'50.553)							
Lap	Seg.1	Seg.2	Seg.3	Seg.4	Lap Time	km/h	Local Time
1		23.601	34.996	27.544	2'03.971		12:26'09.117
2	27.873	22.165	33.918	27.352	1'51.308	228,8	12:28'00.425
3	27.303	21.968	33.951	27.331	1'50.553	230,3	12:29'50.978
4	27.121	22.158	34.355	27.453	1'51.087	229,3	12:31'42.065
5	27.208	21.934	34.284	27.434	1'50.860	227,8	12:33'32.925
6	27.150	21.888	34.257	34.314	1'57.609	228,3	12:35'30.534
7	39.024	47.004	1'13.691	53.459	3'33.178	188,5	12:39'03.712
8	45.118	32.812	57.389	42.812	2'58.131	105,4	12:42'01.843
9	35.361	32.298	55.228	42.890	2'45.777	186,5	12:44'47.620
10	42.007	32.957	1'07.230	27.708	2'49.902	138,6	12:47'37.522
11	27.669	22.823	35.114	27.449	1'53.055	228,3	12:49'30.577
12	27.546	22.165	34.611	27.566	1'51.888	230,8	12:51'22.465
13	27.446	22.411	34.198	27.261	1'51.316	229,3	12:53'13.781
14	27.384	22.088	34.396	27.503	1'51.371	229,3	12:55'05.152
15	27.291	22.171	34.618	27.394	1'51.474	225,9	12:56'56.626
Race Time 32'51.480							

39 Q. LIU (1'51.433)							
Lap	Seg.1	Seg.2	Seg.3	Seg.4	Lap Time	km/h	Local Time
1		27.215	41.930	1'20.798	3'08.764P		12:27'13.910
2	35.593	23.473	34.854	27.908	2'01.828P	159,3	12:29'15.738
3	27.838	22.573	34.406	27.609	1'52.426	221,3	12:31'08.164
4	27.504	22.349	34.230	27.647	1'51.730	224,1	12:32'59.894
5	27.361	22.250	34.209	27.613	1'51.433	225,5	12:34'51.327
6	27.801	22.788	35.891	27.902	1'54.382	223,6	12:36'45.709
7	27.852	23.068	46.450	53.641	2'31.011	224,5	12:39'16.720
8	44.352	31.604	59.266	43.331	2'58.553	83,9	12:42'15.273
9	34.671	31.616	54.127	46.428	2'46.842	131,2	12:45'02.115
10	38.181	33.448	1'03.245	27.927	2'42.801	170,1	12:47'44.916
11	28.426	23.788	35.432	27.618	1'55.264	232,3	12:49'40.180
12	27.716	22.344	34.500	27.522	1'52.082	225,0	12:51'32.262
13	27.623	22.564	35.670	27.659	1'53.516	226,9	12:53'25.778
14	27.463	22.701	34.640	27.650	1'52.454	226,9	12:55'18.232
15	28.256	22.582	34.875	27.925	1'53.638	225,9	12:57'11.870
Race Time 33'06.724							

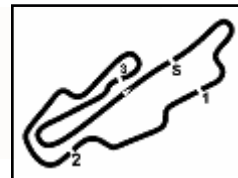
41 J. RIED (1'50.946)							
Lap	Seg.1	Seg.2	Seg.3	Seg.4	Lap Time	km/h	Local Time
1		27.065	40.118	1'14.063	3'00.350P		12:27'05.496
2	34.419	22.626	34.489	27.640	1'59.174P	159,1	12:29'04.670
3	27.490	22.250	34.154	27.557	1'51.451	227,4	12:30'56.121
4	27.384	22.071	34.060	27.431	1'50.946	225,0	12:32'47.067
5	27.384	22.026	34.189	17'40.795	19'04.394P	224,1	12:51'51.461
Race Time 27'46.315							

44 N. BOHRA (1'49.996)							
Lap	Seg.1	Seg.2	Seg.3	Seg.4	Lap Time	km/h	Local Time
1		22.607	34.111	27.482	1'59.428		12:26'04.574

22/10/2022

P = Pits In/Out - C = Lap Time Cancelled





ACI Racing Weekend Mugello, 22-23 Ottobre 2022

Italian F4 Championship - Chronological Analysis Race 1

Aut.Int. Mugello 5.245 m

Start at 12:24'05.146

4 / 5

2	27.128	22.020	33.912	27.314	1'50.374	227,8	12:27'54.948	11	27.832	22.433	34.416	27.356	1'52.037	231,3	12:49'27.421
3	27.023	21.917	33.738	27.409	1'50.087	228,3	12:29'45.035	12	27.408	22.373	34.546	27.380	1'51.707	232,3	12:51'19.128
4	27.076	21.960	33.677	27.283	1'49.996	227,8	12:31'35.031	13	27.423	21.982	34.294	27.397	1'51.096	228,3	12:53'10.224
5	27.106	21.873	33.830	27.379	1'50.188	228,3	12:33'25.219	14	27.789	22.367	33.993	27.409	1'51.558	229,3	12:55'01.782
6	27.070	21.802	33.876	28.688	1'51.436	227,4	12:35'16.655	15	27.288	21.962	34.099	27.406	1'50.755	227,8	12:56'52.537
7	47.005	47.053	1'13.215	54.119	3'41.392	149,8	12:38'58.047								
8	43.583	33.664	56.221	40.823	2'54.291	121,8	12:41'52.338								
9	37.767	33.164	54.498	41.897	2'47.326	169,0	12:44'39.664								
10	43.250	33.756	1'10.355	27.712	2'55.073	135,2	12:47'34.737								
11	27.961	22.536	34.460	27.289	1'52.246	229,3	12:49'26.983								
12	27.421	22.435	34.222	27.444	1'51.522	231,8	12:51'18.505								
13	27.454	22.043	34.175	27.470	1'51.142	230,8	12:53'09.647								
14	27.189	22.063	34.281	27.296	1'50.829	228,8	12:55'00.476								
15	27.267	22.050	34.233	27.455	1'51.005	229,8	12:56'51.481								

Race Time 32'47.391

69 A. BOHRA (1'50.740)

Lap	Seg.1	Seg.2	Seg.3	Seg.4	Lap Time	km/h	Local Time
1		23.848	35.319	27.493	2'03.438		12:26'08.584
2	27.306	22.287	34.135	27.306	1'51.034	229,8	12:27'59.618
3	27.216	22.101	34.091	27.332	1'50.740	230,3	12:29'50.358
4	27.105	22.442	34.269	27.296	1'51.112	232,3	12:31'41.470
5	27.163	22.115	34.224	27.288	1'50.790	230,8	12:33'32.260
6	27.200	21.992	34.332	33.785	1'57.309	229,8	12:35'29.569
7	39.210	46.818	1'13.706	53.617	3'33.351	178,5	12:39'02.920
8	45.184	32.669	57.325	43.083	2'58.261	100,2	12:42'01.181
9	35.296	32.333	54.846	42.754	2'45.229	195,7	12:44'46.410
10	41.939	33.113	1'07.953	27.555	2'50.560	129,2	12:47'36.970
11	27.689	23.183	34.954	27.495	1'53.321	231,3	12:49'30.291
12	27.451	22.315	34.348	27.197	1'51.311	230,3	12:51'21.602
13	27.343	22.113	34.195	27.421	1'51.072	233,3	12:53'12.674
14	27.248	22.259	34.431	27.258	1'51.196	230,8	12:55'03.870
15	27.678	22.408	34.397	27.355	1'51.838	236,3	12:56'55.708

Race Time 32'50.562

47 N. LACORTE (1'50.856)

Lap	Seg.1	Seg.2	Seg.3	Seg.4	Lap Time	km/h	Local Time
1		24.027	35.650	27.597	2'05.732		12:26'10.878
2	27.408	22.737	34.860	27.377	1'52.382	231,3	12:28'03.260
3	27.404	22.674	34.272	27.293	1'51.643	233,8	12:29'54.903
4	27.295	22.291	34.037	27.256	1'50.879	232,3	12:31'45.782
5	30.405	22.738	34.337	27.326	1'54.806	238,4	12:33'40.588
6	27.183	22.420	35.337	32.098	1'57.038	228,8	12:35'37.626
7	37.498	46.853	1'14.062	52.587	3'31.000	157,9	12:39'08.626
8	45.177	32.803	58.337	43.774	3'00.091	84,3	12:42'08.717
9	34.392	32.217	54.346	44.791	2'45.746	172,5	12:44'54.463
10	39.773	33.756	1'04.251	27.707	2'45.487	171,4	12:47'39.950
11	27.639	22.794	34.886	27.387	1'52.706	229,3	12:49'32.656
12	27.899	22.824	34.351	27.584	1'52.658	229,8	12:51'25.314
13	27.319	22.313	34.064	27.274	1'50.970	230,3	12:53'16.284
14	27.106	22.281	34.188	27.281	1'50.856	228,8	12:55'07.140
15	27.659	22.269	34.083	27.356	1'51.367	234,3	12:56'58.507

Race Time 32'53.361

48 E. SPERANDIO (1'52.012)

Lap	Seg.1	Seg.2	Seg.3	Seg.4	Lap Time	km/h	Local Time
1		26.044	35.484	27.753	2'09.002		12:26'14.148
2	27.635	22.391	34.460	27.694	1'52.180	226,9	12:28'06.328
3	27.586	22.460	34.658	27.588	1'52.292	227,8	12:29'58.620
4	27.514	22.292	34.619	27.587	1'52.012	228,8	12:31'50.632
5	27.513	22.294	34.813	27.667	1'52.287	226,9	12:33'42.919
6	27.567	22.339	43.469	28.218	2'01.593	225,9	12:35'44.512
7	33.506	46.501	1'14.240	53.243	3'27.490	225,0	12:39'12.002
8	44.637	32.624	58.323	44.019	2'59.603	88,1	12:42'11.605
9	34.486	31.806	54.066	45.258	2'45.616	167,4	12:44'57.221
10	39.567	33.380	1'04.138	27.956	2'45.041	170,9	12:47'42.262
11	27.815	22.820	34.975	27.709	1'53.319	224,5	12:49'35.581
12	27.551	22.528	34.694	27.583	1'52.356	227,4	12:51'27.937
13	27.671	23.715	35.273	27.710	1'54.369	228,3	12:53'22.306
14	27.570	22.675	34.633	27.637	1'52.515	224,5	12:55'14.821
15	27.554	22.326	34.719	27.736	1'52.335	225,5	12:57'07.156

Race Time 33'02.010

52 M. AMAND (1'50.249)

Lap	Seg.1	Seg.2	Seg.3	Seg.4	Lap Time	km/h	Local Time
1		23.786	34.476	27.302	2'01.623		12:26'06.769
2	27.274	22.044	34.196	27.322	1'50.836	231,3	12:27'57.605
3	27.127	21.908	34.027	27.189	1'50.251	231,3	12:29'47.856
4	27.868	22.061	33.889	27.189	1'51.007	226,9	12:31'38.863
5	27.182	21.772	33.959	27.336	1'50.249	232,8	12:33'29.112
6	27.172	21.922	33.867	30.563	1'53.524	227,4	12:35'22.636
7	43.025	46.589	1'13.916	53.984	3'37.514	196,0	12:39'00.150
8	43.231	33.412	56.842	42.215	2'55.700	122,9	12:41'55.850
9	36.566	32.320	54.983	41.780	2'45.649	194,9	12:44'41.499
10	43.389	33.829	1'09.001	27.666	2'53.885	119,1	12:47'35.384

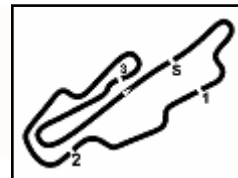
79 G. MARKOGIANNIS (1'52.155)

Lap	Seg.1	Seg.2	Seg.3	Seg.4	Lap Time	km/h	Local Time
1		25.148	39.856	28.008	2'14.196		12:26'19.342
2	27.434	22.422	34.635	27.664	1'52.155	228,3	12:28'11.497
3	27.551	22.436	34.606	27.682	1'52.275	225,0	12:30'03.772

22/10/2022

P = Pits In/Out - C = Lap Time Cancelled





ACI Racing Weekend Mugello, 22-23 Ottobre 2022

Italian F4 Championship - Chronological Analysis Race 1

Start at 12:24'05.146

5 / 5

Lap	Seg.1	Seg.2	Seg.3	Seg.4	Lap Time	km/h	Local Time
4	27.783	22.408	34.506	27.630	1'52.327	225,0	12:31'56.099
5	27.692	22.279	34.473	27.750	1'52.194	225,5	12:33'48.293
6	27.891	22.395	38.285	28.612	1'57.183	223,6	12:35'45.476
7	33.028	46.880	1'14.006	53.244	3'27.158	224,5	12:39'12.634
8	45.132	32.581	57.915	43.768	2'59.396	81,7	12:42'12.030
9	34.835	31.977	53.649	45.371	2'45.832	166,7	12:44'57.862
10	39.744	33.822	1'03.191	27.845	2'44.602	162,7	12:47'42.464
11	27.899	22.832	35.102	27.935	1'53.768	231,3	12:49'36.232
12	27.992	22.873	34.977	27.633	1'53.475	225,5	12:51'29.707
13	27.471	23.149	35.735	27.802	1'54.157	228,3	12:53'23.864
14	27.491	22.511	34.735	27.742	1'52.479	225,0	12:55'16.343
15	27.529	22.404	34.710	27.623	1'52.266	224,5	12:57'08.609
Race Time 32'53.129							

96 J. CASTRO (1'50.998)

Lap	Seg.1	Seg.2	Seg.3	Seg.4	Lap Time	km/h	Local Time
1		23.894	35.217	27.762	2'04.972		12:26'10.118
2	27.300	22.762	34.315	27.748	1'52.125	228,3	12:28'02.243
3	27.478	22.153	34.366	27.531	1'51.528	226,4	12:29'53.771
4	27.280	22.044	34.116	27.558	1'50.998	227,8	12:31'44.769
5	27.220	22.213	34.058	27.665	1'51.156	226,9	12:33'35.925
6	27.402	22.089	34.052	34.174	1'57.717	224,5	12:35'33.642
7	38.079	46.951	1'13.749	53.093	3'31.872	181,8	12:39'05.514
8	45.588	32.426	57.773	43.626	2'59.413	91,2	12:42'04.927
9	34.729	31.835	54.950	44.575	2'46.089	190,5	12:44'51.016
10	40.323	33.685	1'05.668	27.858	2'47.534	167,2	12:47'38.550
11	27.767	22.743	35.173	27.832	1'53.515	228,3	12:49'32.065
12	28.260	22.689	34.484	27.689	1'53.122	226,9	12:51'25.187
13	27.738	22.598	34.311	27.724	1'52.371	224,5	12:53'17.558
14	27.402	22.309	34.155	27.664	1'51.530	225,5	12:55'09.088
15	27.324	22.135	34.097	27.652	1'51.208	224,5	12:57'00.296
Race Time 32'55.150							

97 N. KOOLEN (1'51.592)

Lap	Seg.1	Seg.2	Seg.3	Seg.4	Lap Time	km/h	Local Time
1		25.509	35.321	27.666	2'08.076		12:26'13.222
2	27.872	22.387	34.695	27.616	1'52.570	229,3	12:28'05.792
3	27.389	22.757	34.650	27.595	1'52.391	231,3	12:29'58.183
4	27.436	22.450	34.143	27.563	1'51.592	228,8	12:31'49.775
5	27.568	22.259	34.727	27.365	1'51.919	230,3	12:33'41.694
Race Time 9'36.548							

98 J. MACHIELS (1'51.843)

Lap	Seg.1	Seg.2	Seg.3	Seg.4	Lap Time	km/h	Local Time
1		25.534	35.661	27.833	2'09.506		12:26'14.652
2	27.544	22.409	34.410	27.749	1'52.112	227,8	12:28'06.764
3	27.407	22.492	34.597	27.784	1'52.280	228,8	12:29'59.044
4	27.366	22.392	34.522	28.031	1'52.311	227,8	12:31'51.355
5	27.683	22.214	34.234	27.712	1'51.843	227,4	12:33'43.198
Race Time 9'38.052							

99 J. CARRASQUERO (1'50.905)

Lap	Seg.1	Seg.2	Seg.3	Seg.4	Lap Time	km/h	Local Time
1		23.861	35.324	27.736	2'05.287		12:26'10.433
2	27.502	22.524	34.535	27.424	1'51.985	231,3	12:28'02.418
3	27.623	22.313	34.328	27.398	1'51.662	230,3	12:29'54.080
4	27.442	22.016	34.176	27.465	1'51.099	231,3	12:31'45.179
5	27.278	22.053	34.264	27.310	1'50.905	229,8	12:33'36.084
6	27.657	22.103	34.177	35.616	1'59.553	230,3	12:35'35.637
7	37.075	46.954	1'13.790	52.809	3'30.628	156,7	12:39'06.265
8	45.434	32.645	57.838	43.508	2'59.425	82,0	12:42'05.690
9	35.082	31.667	54.936	44.513	2'46.198	162,7	12:44'51.888
10	40.382	34.092	1'04.810	27.636	2'46.920	161,0	12:47'38.808
11	28.157	22.627	35.159	27.796	1'53.739	230,8	12:49'32.547
12	28.458	22.995	34.759	27.673	1'53.885	231,3	12:51'26.432
13	27.733	22.406	34.541	27.544	1'52.224	226,4	12:53'18.656
14	27.443	22.348	34.847	27.534	1'52.172	227,4	12:55'10.828
15	27.329	22.195	34.720	27.518	1'51.762	229,3	12:57'02.590
Race Time 32'57.444							

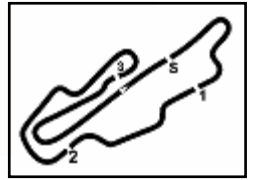
89 I. DOMINGUES (1'50.644)

Lap	Seg.1	Seg.2	Seg.3	Seg.4	Lap Time	km/h	Local Time
1		23.623	34.978	27.463	2'04.084		12:26'09.230
2	27.828	22.462	34.066	27.448	1'51.804	230,8	12:28'01.034
3	27.119	22.002	34.390	27.368	1'50.879	228,8	12:29'51.913
4	27.237	21.903	34.218	27.286	1'50.644	228,8	12:31'42.557
5	27.113	22.020	34.277	27.357	1'50.767	230,3	12:33'33.324
6	27.267	21.999	34.303	34.686	1'58.255	230,3	12:35'31.579
7	39.051	46.739	1'13.608	53.348	3'32.746	182,7	12:39'04.325
8	45.312	32.822	57.272	43.529	2'58.935	104,8	12:42'03.260
9	34.659	31.879	55.510	43.022	2'45.070	191,5	12:44'48.330
10	41.840	33.170	1'06.615	27.597	2'49.222	160,5	12:47'37.552
11	28.094	22.681	36.024	27.702	1'54.501	226,4	12:49'32.053
12	28.015	22.278	34.362	27.401	1'52.056	225,9	12:51'24.109

22/10/2022

P = Pits In/Out - C = Lap Time Cancelled





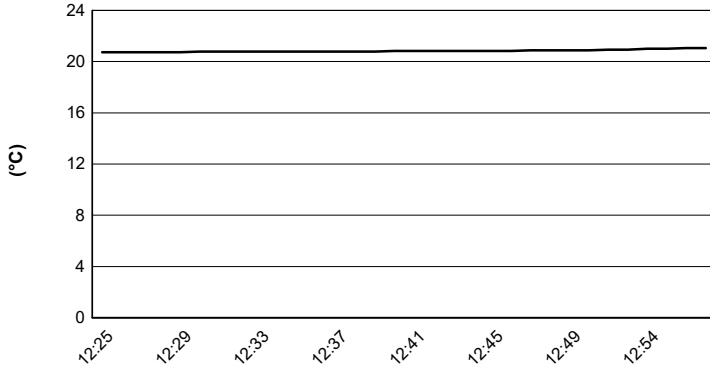
Aut.Int. Mugello 5.245 m

ACI Racing Weekend Mugello, 22-23 Ottobre 2022

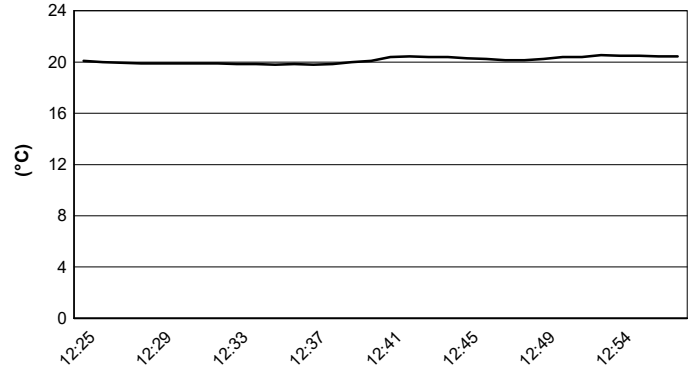
Italian F4 Championship - Weather Report Race 1

Session started 12:25 - Session ended 12:57


Air Temperature



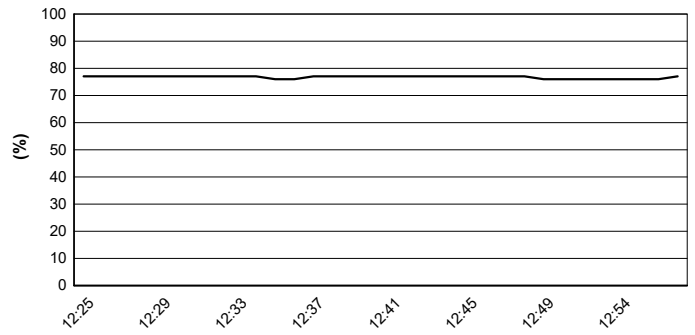
Track Temperature



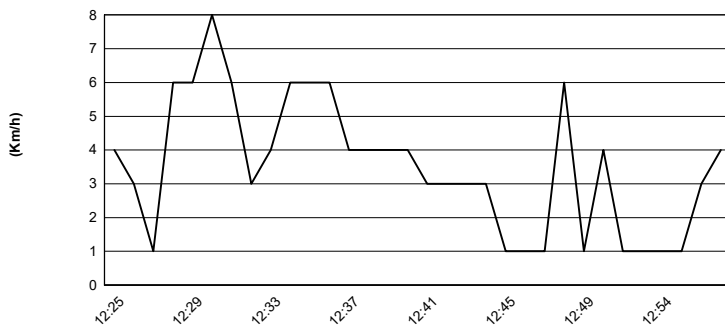
Air Pressure



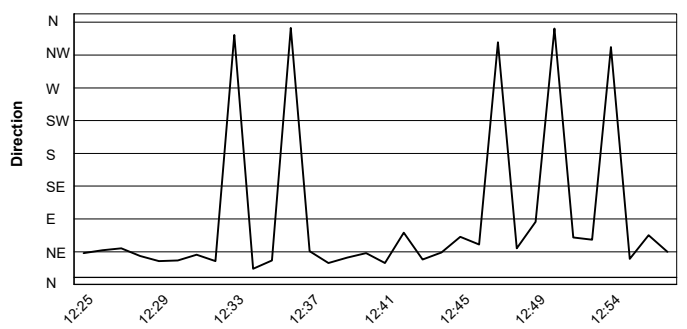
Humidity



Wind Speed

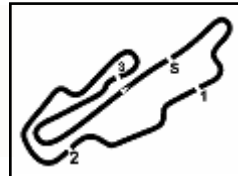


Wind Direction



22/10/2022





ACI Racing Weekend Mugello, 22-23 Ottobre 2022

Italian F4 Championship - Starting Grid Race 1 (Duration: 30' +1 Lap)

21	36	AKHMED I. AKM Motorsport	Tatuus 1'53.567	79	MARKOGIANNIS G. Cram Motorsport	Tatuus 1'51.783
20	98	MACHIELS J. Monlau Motorsport	Tatuus 1'51.708	21	FRASSINETI A. Cars Racing	Tatuus 1'51.296
19	20	LAURSEN C. Prema Racing	Tatuus 1'51.117	13	WHARTON J. Prema Racing	Tatuus 1'50.870
18	8	MASCHIO G. AS Motorsport	Tatuus 1'50.808	78	BLOKINA V. PHM Racing	Tatuus 1'50.785
17	27	ISCHER E. Jenzer Motorsport	Tatuus 1'50.601	26	BHIROMBHAKDI N. Jenzer Motorsport	Tatuus 1'50.525
16	97	KOOLEN N. Monlau Motorsport	Tatuus 1'50.505	19	KARLSSON W. BVM Racing	Tatuus 1'50.501
15	48	SPERANDIO E. Maffi Racing	Tatuus 1'50.479	14	LUND F. R-ACE GP	Tatuus 1'50.428
14	41	RIED J. PHM Racing	Tatuus 1'50.417	39	LIU Q. AKM Motorsport	Tatuus 1'50.065
13	23	PARTYSHEV O. Jenzer Motorsport	Tatuus 1'49.975	11	PERINO P. US Racing	Tatuus 1'49.949
12	47	LACORTE N. Iron Lynx	Tatuus 1'49.555	99	CARRASQUESO J. Monlau Motorsport	Tatuus 1'49.875
11	89	DOMINGUES I. Iron Lynx	Tatuus 1'49.860	77	BARNARD T. PHM Racing	Tatuus 1'49.860
10	96	CASTRO J. Van Amersfoort Racing	Tatuus 1'49.722	15	BEDRIN N. PHM Racing	Tatuus 1'49.571
9	28	KLUSS V. Jenzer Motorsport	Tatuus 1'49.517	38	RINICELLA V. AKM Motorsport	Tatuus 1'49.422
8	83	WEUG M. Iron Dames	Tatuus 1'49.418	69	BOHRA A. US Racing	Tatuus 1'49.300
7	17	FITTIPALDI E. Van Amersfoort Racing	Tatuus 1'49.198	9	SPINA A. BVM Racing	Tatuus 1'49.151
6	52	AMAND M. US Racing	Tatuus 1'49.149	88	CAMARA R. Prema Racing	Tatuus 1'49.110
5	33	BADOER B. Van Amersfoort Racing	Tatuus 1'49.062	37	SZTUKA K. US Racing	Tatuus 1'49.030
4	44	BOHRA N. US Racing	Tatuus 1'49.001	31	LINDBLAD A. Van Amersfoort Racing	Tatuus 1'48.781
3	34	STENSHORNE M. Van Amersfoort Racing	Tatuus 1'48.723	7	WURZ C. Prema Racing	Tatuus 1'48.588
2	3	UGOCHUKWU U. Prema Racing	Tatuus 1'48.535	22	DUNNE A. US Racing	Tatuus 1'48.464
1	12	ANTONELLI K. Prema Racing	Tatuus 1'48.229			

Driver n.47 (Lacorte N.) drop 5 positions for Stewards decision n.21 - Round Monza

22/10/2022 Stewards

