

ACI Racing Weekend Mugello, 22-23 Ottobre 2022

Italian F4 Championship - Result Race 3

Aut.Int. Mugello 5.245 m

Laps 14 = 73,430 km - Avg 141,052 km/h - Race Time 31'14.114

No.	Driver	Nat	Entrant	Team	Car	Class	Laps	Time	Gap	Rel.	Fastest Lap
1	12 ANTONELLI Kimi Andrea	ITA	Prema Racing	Prema Racing	Tatuus F.4 T421	R	14	31'14.114			5 1'49.433
2	3 UGOCHUKWU Ugo	USA	Prema Racing	Prema Racing	Tatuus F.4 T421	R	14	31'16.592	2.478	2.478	5 1'50.015
3	7 WURZ Charlie	AUT	Prema Racing	Prema Racing	Tatuus F.4 T421	R	14	31'17.648	3.534	1.056	5 1'49.904
4	34 STENSHORNE Martinus	NOR	Van Amersfoort Racing	Van Amersfoort Racing	Tatuus F.4 T421	R	14	31'19.916	5.802	2.268	6 1'50.086
5	13 WHARTON James Anthony	AUS	Prema Racing	Prema Racing	Tatuus F.4 T421	R	14	31'20.234	6.120	0.318	7 1'49.965
6	77 BARNARD Taylor	GBR	PHM Racing	PHM Racing	Tatuus F.4 T421	R	14	31'20.675	6.561	0.441	13 1'50.176
7	44 BOHRA Nikhil	USA	US Racing	US Racing	Tatuus F.4 T421	R	14	31'21.501	7.387	0.826	7 1'50.320
8	31 LINDBLAD Arvid	GBR	Van Amersfoort Racing	Van Amersfoort Racing	Tatuus F.4 T421	R	14	31'22.526	8.412	1.025	13 1'50.545
9	33 BADOER Brando	ITA	Van Amersfoort Racing	Van Amersfoort Racing	Tatuus F.4 T421	R	14	31'23.357	9.243	0.831	5 1'50.764
10	15 BEDRIN Nikita		PHM Racing	PHM Racing	Tatuus F.4 T421	R	14	31'23.469	9.355	0.112	13 1'50.342
11	52 AMAND Marcus	FRA	US Racing	US Racing	Tatuus F.4 T421	R	14	31'25.136	11.022	1.667	5 1'50.832
12	28 KLUSS Valentin	DEU	Jenzer Motorsport	Jenzer Motorsport	Tatuus F.4 T421	R	14	31'26.550	12.436	1.414	6 1'51.059
13	69 BOHRA Akshay	USA	US Racing	US Racing	Tatuus F.4 T421	R	14	31'26.630	12.516	0.080	6 1'50.643
14	9 SPINA Alfio Andrea	ITA	BVM Racing	BVM Racing	Tatuus F.4 T421	R	14	31'26.631	12.517	0.001	7 1'50.609
15	83 WEUG Maya	NLD	Iron Dames	Iron Dames	Tatuus F.4 T421	R	14	31'29.532	15.418	2.901	6 1'51.170
16	17 FITTIPALDI Emerson Jr.	BRA	Van Amersfoort Racing	Van Amersfoort Racing	Tatuus F.4 T421	R	14	31'29.891	15.777	0.359	6 1'50.993
17	99 CARRASQUEDO Jesse	MEX	Monlau Motorsport	Monlau Motorsport	Tatuus F.4 T421	R	14	31'30.124	16.010	0.233	6 1'51.236
18	11 PERINO Pedro	MOZ	US Racing	US Racing	Tatuus F.4 T421	R	14	31'30.774	16.660	0.650	14 1'52.032
19	19 KARLSSON William	SWE	BVM Racing	BVM Racing	Tatuus F.4 T421	R	14	31'31.036	16.922	0.262	7 1'51.624
20	26 BHIROMBHAKDI Nandhavud	THA	Jenzer Motorsport	Jenzer Motorsport	Tatuus F.4 T421	R	14	31'32.127	18.013	1.091	5 1'51.404
21	41 RIED Jonas	DEU	PHM Racing	PHM Racing	Tatuus F.4 T421	R	14	31'32.391	18.277	0.264	5 1'52.200
22	38 RINICELLA Valerio	ITA	AKM Motorsport	AKM Motorsport	Tatuus F.4 T421	R	14	31'32.671	18.557	0.280	7 1'51.289
23	78 BLOKINA Viktoria		PHM Racing	PHM Racing	Tatuus F.4 T421	R	14	31'33.810	19.696	1.139	13 1'51.597
24	27 ISCHER Ethan	CHE	Jenzer Motorsport	Jenzer Motorsport	Tatuus F.4 T421	R	14	31'33.875	19.761	0.065	6 1'51.658
25	8 MASCHIO Giovanni	ITA	R-ACE GP	R-ACE GP	Tatuus F.4 T421	R	14	31'34.221	20.107	0.346	13 1'51.768
26	98 MACHIELS Jef	BEL	Monlau Motorsport	Monlau Motorsport	Tatuus F.4 T421	R	14	31'34.618	20.504	0.397	14 1'51.636
27	14 LUND Frederik	DEN	R-ACE GP	R-ACE GP	Tatuus F.4 T421	R	14	31'38.275	24.161	3.657	7 1'53.049
28	97 KOOLEN Niels	BEL	Monlau Motorsport	Monlau Motorsport	Tatuus F.4 T421	R	14	31'38.612	24.498	0.337	14 1'52.763
29	39 LIU Qi Rui	CHN	AKM Motorsport	AKM Motorsport	Tatuus F.4 T421	R	14	31'39.142	25.028	0.530	7 1'52.067
30	79 MARKOGIANNIS Georgios	GRE	Cram Motorsport	Cram Motorsport	Tatuus F.4 T421	R	14	31'41.008	26.894	1.866	14 1'52.861
31	48 SPERANDIO Elia	CHE	Maffi Racing	Maffi Racing	Tatuus F.4 T421	R	14	31'44.609	30.495	3.601	5 1'53.501
32	36 AKHMED Ismail	UZB	AKM Motorsport	AKM Motorsport	Tatuus F.4 T421	R	14	31'44.962	30.848	0.353	5 1'53.776
33P	21 FRASSINETI Andrea	ITA	Cars Racing	Cars Racing	Tatuus F.4 T421	R	14	31'45.141	31.027	0.179	7 1'53.059
34	23 PARTYSHEV Oleksandr	UKR	Jenzer Motorsport	Jenzer Motorsport	Tatuus F.4 T421	R	13	29'38.394	1 Lap	1 Lap	7 1'51.450
----- Not Classified -----											
RET	96 CASTRO Jules	BEL	Van Amersfoort Racing	Van Amersfoort Racing	Tatuus F.4 T421	R	7	16'06.319	7 Laps		5 1'52.634
RET	47 LACORTE Nicola	ITA	Iron Lynx	Iron Lynx	Tatuus F.4 T421	R	7	16'06.581	7 Laps		7 1'52.275
RET	22 DUNNE Alexander	IRL	US Racing	US Racing	Tatuus F.4 T421	R	7	16'15.681	7 Laps		4 1'50.693
RET	89 DOMINGUES Ivan Franco	POR	Iron Lynx	Iron Lynx	Tatuus F.4 T421	R	4	10'26.442	10 Laps		4 1'52.755
RET	20 LAURSEN Conrad	DEN	Prema Racing	Prema Racing	Tatuus F.4 T421	R	0				
RET	37 SZTUKA Kacper	POL	US Racing	US Racing	Tatuus F.4 T421	R	0				
RET	88 CAMARA Rafael	BRA	Prema Racing	Prema Racing	Tatuus F.4 T421	R	0				

Starting: 41 Classified: 34 Not Classified: 0 Retired: 7 Not Started: 0

Fastest Lap N. 5 No. 12 Kimi Andrea Antonelli Time 1'49.433 Avg. 172,544 Km/h

Humidity:	74%	AIR	21°C
Condition:	DRY	Track	22°C

Penalty and Infringement

17.24 **22 A. DUNNE** Drive Through Penalty
 17.41 **21 A. FRASSINETI** 5 SECONDS TIME PENALTY - RESTART PROCEDURE

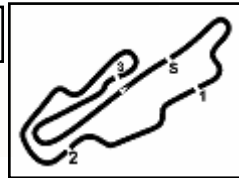
Clerk of the Course : Antonio Canu

Race Director : Alessandro Ferrari

23/10/2022 Start 17:14 End 17:46

Powered by FICr PERUGIA TIMING





ACI Racing Weekend Mugello, 22-23 Ottobre 2022

Italian F4 Championship - Result by Class Race 3

Rookie

Laps 14 = 73,430 km - Avg 141,052 km/h - Race Time 31'14.114

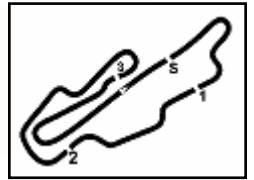
No.	Driver	Nat	Entrant	Team	Car	Laps	Time	Gap	Rel.	Fastest Lap
1	12 ANTONELLI Kimi Andrea	ITA	Prema Racing	Prema Racing	Tatuus F.4 T421	14	31'14.114			5 1'49.433
2	3 UGOCHUKWU Ugo	USA	Prema Racing	Prema Racing	Tatuus F.4 T421	14	31'16.592	2.478	2.478	5 1'50.015
3	7 WURZ Charlie	AUT	Prema Racing	Prema Racing	Tatuus F.4 T421	14	31'17.648	3.534	1.056	5 1'49.904
4	34 STENSHORNE Martinus	NOR	Van Amersfoort Racing	Van Amersfoort Racing	Tatuus F.4 T421	14	31'19.916	5.802	2.268	6 1'50.086
5	13 WHARTON James Anthony	AUS	Prema Racing	Prema Racing	Tatuus F.4 T421	14	31'20.234	6.120	0.318	7 1'49.965
6	44 BOHRA Nikhil	USA	US Racing	US Racing	Tatuus F.4 T421	14	31'21.501	7.387	1.267	7 1'50.320
7	31 LINDBLAD Arvid	GBR	Van Amersfoort Racing	Van Amersfoort Racing	Tatuus F.4 T421	14	31'22.526	8.412	1.025	13 1'50.545
8	33 BADOER Brando	ITA	Van Amersfoort Racing	Van Amersfoort Racing	Tatuus F.4 T421	14	31'23.357	9.243	0.831	5 1'50.764
9	28 BLUSS Valentin	DEU	Jenzer Motorsport	Jenzer Motorsport	Tatuus F.4 T421	14	31'26.550	12.436	3.193	6 1'51.059
10	69 BOHRA Akshay	USA	US Racing	US Racing	Tatuus F.4 T421	14	31'26.630	12.516	0.080	6 1'50.643
11	9 SPINA Alfio Andrea	ITA	BVM Racing	BVM Racing	Tatuus F.4 T421	14	31'26.631	12.517	0.001	7 1'50.609
12	17 FITTIPALDI Emerson Jr.	BRA	Van Amersfoort Racing	Van Amersfoort Racing	Tatuus F.4 T421	14	31'29.891	15.777	3.260	6 1'50.993
13	19 KARLSSON William	SWE	BVM Racing	BVM Racing	Tatuus F.4 T421	14	31'31.036	16.922	1.145	7 1'51.624
14	26 BHIROMBHAKDI Nandhavud	THA	Jenzer Motorsport	Jenzer Motorsport	Tatuus F.4 T421	14	31'32.127	18.013	1.091	5 1'51.404
15	38 RINICELLA Valerio	ITA	AKM Motorsport	AKM Motorsport	Tatuus F.4 T421	14	31'32.671	18.557	0.544	7 1'51.289
16	78 BLOKINA Viktoria		PHM Racing	PHM Racing	Tatuus F.4 T421	14	31'33.810	19.696	1.139	13 1'51.597
17	27 ISCHER Ethan	CHE	Jenzer Motorsport	Jenzer Motorsport	Tatuus F.4 T421	14	31'33.875	19.761	0.065	6 1'51.658
18	8 MASCHIO Giovanni	ITA	R-ACE GP	R-ACE GP	Tatuus F.4 T421	14	31'34.221	20.107	0.346	13 1'51.768
19	98 MACHIELS Jef	BEL	Monlau Motorsport	Monlau Motorsport	Tatuus F.4 T421	14	31'34.618	20.504	0.397	14 1'51.636
20	14 LUND Frederik	DEN	R-ACE GP	R-ACE GP	Tatuus F.4 T421	14	31'38.275	24.161	3.657	7 1'53.049
21	97 KOOLEN Niels	BEL	Monlau Motorsport	Monlau Motorsport	Tatuus F.4 T421	14	31'38.612	24.498	0.337	14 1'52.763
22	39 LIU Qi Rui	CHN	AKM Motorsport	AKM Motorsport	Tatuus F.4 T421	14	31'39.142	25.028	0.530	7 1'52.067
23	48 SPERANDIO Elia	CHE	Maffi Racing	Maffi Racing	Tatuus F.4 T421	14	31'44.609	30.495	5.467	5 1'53.501
24	36 AKHMED Ismail	UZB	AKM Motorsport	AKM Motorsport	Tatuus F.4 T421	14	31'44.962	30.848	0.353	5 1'53.776
25P	21 FRASSINETI Andrea	ITA	Cars Racing	Cars Racing	Tatuus F.4 T421	14	31'45.141	31.027	0.179	7 1'53.059
----- Not Classified -----										
RET	96 CASTRO Jules	BEL	Van Amersfoort Racing	Van Amersfoort Racing	Tatuus F.4 T421	7	16'06.319	7 Laps		5 1'52.634
RET	47 LACORTE Nicola	ITA	Iron Lynx	Iron Lynx	Tatuus F.4 T421	7	16'06.581	7 Laps		7 1'52.275
RET	89 DOMINGUES Ivan Franco	POR	Iron Lynx	Iron Lynx	Tatuus F.4 T421	4	10'26.442	10 Laps		4 1'52.755
RET	88 CAMARA Rafael	BRA	Prema Racing	Prema Racing	Tatuus F.4 T421	0				

Starting: 29 Classified: 25 Not Classified: 0 Retired: 4 Not Started: 0

Fastest Lap N. 5 No. 12 Kimi Andrea Antonelli Time 1'49.433 Avg. 172,544 Km/h

Humidity:	74%	AIR	21°C
Condition:	DRY	Track	22°C





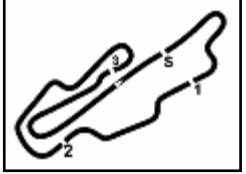
Aut.Int. Mugello 5.245 m

ACI Racing Weekend Mugello, 22-23 Ottobre 2022
Italian F4 Championship - Lap Chart Race 3

		Lap													
		1	2	3	4	5	6	7	8	9	10	11	12	13	14
1	12	12	12	12	12	12	12	12	12	12	12	12	12	12	12
2	3	3	3	22	3	3	3	3	3	3	3	3	3	3	3
3	22	22	22	3	7	7	7	7	7	7	7	7	7	7	7
4	7	7	7	7	34	34	34	34	34	34	34	34	34	34	34
5	34	34	34	34	44	44	44	44	44	44	13	13	13	13	13
6	44	44	44	44	33	33	13	13	13	13	44	44	77	77	77
7	33	33	33	33	52	13	33	33	33	33	77	77	44	44	44
8	69	69	69	52	13	52	77	77	77	77	33	33	33	31	31
9	83	83	83	13	77	77	52	52	52	52	31	31	31	31	33
10	52	52	52	69	69	69	69	69	69	69	52	52	15	15	15
11	13	13	13	77	83	83	31	31	31	31	15	15	52	52	52
12	31	31	31	83	31	31	83	15	15	15	69	69	69	28	28
13	77	77	77	31	15	15	15	28	28	28	28	28	28	69	69
14	17	17	17	28	28	28	28	83	83	83	83	9	9	9	9
15	28	28	28	15	17	17	9	9	9	9	9	83	83	83	83
16	15	15	15	17	9	9	17	17	17	17	17	17	17	17	17
17	9	9	9	9	99	99	99	99	99	99	99	99	99	99	99
18	99	99	99	89	96	96	23	23	23	23	23	23	23	11	11
19	11	11	11	99	11	23	19	19	19	19	19	11	11	19	19
20	89	89	89	96	19	19	96	11	11	11	11	19	19	19	26
21	96	96	96	11	23	11	47	26	26	26	26	26	26	41	41
22	47	47	47	19	47	47	11	41	41	41	41	41	41	38	38
23	19	19	19	23	41	41	26	27	27	27	27	27	27	78	78
24	23	23	23	47	26	26	41	14	14	14	14	14	38	27	27
25	48	48	48	41	48	27	27	8	8	8	38	38	78	8	8
26	41	41	41	48	27	48	48	38	38	38	8	78	8	98	98
27	26	26	26	26	14	14	14	48	48	48	78	8	98	14	14
28	27	27	27	27	78	8	8	78	78	78	98	98	14	97	97
29	14	14	14	14	8	78	78	98	98	98	97	97	97	39	39
30	78	78	78	78	79	97	38	97	97	97	48	21	21	21	21
31	8	8	8	8	97	38	97	39	39	39	39	39	39	79	79
32	97	97	97	79	38	98	98	79	79	21	21	48	79	48	48
33	79	79	79	97	39	79	39	21	21	79	79	79	48	36	36
34	98	98	98	98	98	39	79	36	36	36	36	36	36	36	36
35	39	39	39	39	21	21	21								
36	36	36	36	38	22	36	22								
37	21	21	21	21	36	22	36								
38	38	38	38	36											

Final Result		
1	12	ANTONELLI K. Laps 14
2	3	UGOCHUKWU U. 2.478
3	7	WURZ C. 3.534
4	34	STENSHORNE M. 5.802
5	13	WHARTON J. 6.120
6	77	BARNARD T. 6.561
7	44	BOHRA N. 7.387
8	31	LINDBLAD A. 8.412
9	33	BADOER B. 9.243
10	15	BEDRIN N. 9.355
11	52	AMAND M. 11.022
12	28	KLUSS V. 12.436
13	69	BOHRA A. 12.516
14	9	SPINA A. 12.517
15	83	WEUG M. 15.418
16	17	FITTIPALDI E. 15.777
17	99	CARRASQUEDO J. 16.010
18	11	PERINO P. 16.660
19	19	KARLSSON W. 16.922
20	26	BHIROMBHAKDI N. 18.013
21	41	RIED J. 18.277
22	38	RINICELLA V. 18.557
23	78	BLOKINA V. 19.696
24	27	ISCHER E. 19.761
25	8	MASCHIO G. 20.107
26	98	MACHIELS J. 20.504
27	14	LUND F. 24.161
28	97	KOOLEN N. 24.498
29	39	LIU Q. 25.028
30	79	MARKOGIANNIS G. 26.894
31	48	SPERANDIO E. 30.495
32	36	AKHMED I. 30.848
33	21	FRASSINETI A. (P) 31.027
34	23	PARTYSHEV O. 1 Lap
RET	96	CASTRO J. 7 Laps
RET	47	LACORTE N. 7 Laps
RET	22	DUNNE A. 7 Laps
RET	89	DOMINGUES I. 10 Laps
RET	88	CAMARA R.
RET	20	LAURSEN C.
RET	37	SZTUKA K.





ACI Racing Weekend Mugello, 22-23 Ottobre 2022

Italian F4 Championship - Best Sectors & Speed Race 3

RESULTS

			Laps
1	12 ANTONELLI Kimi Andrea	Tatuus F.4 T421	14
2	3 UGOCHUKWU Ugo	Tatuus F.4 T421	2,478
3	7 WURZ Charlie	Tatuus F.4 T421	3,534
4	34 STENSHORNE Martinus	Tatuus F.4 T421	5,802
5	13 WHARTON James Anthony	Tatuus F.4 T421	6,120
6	77 BARNARD Taylor	Tatuus F.4 T421	6,561
7	44 BOHRA Nikhil	Tatuus F.4 T421	7,387
8	31 LINDBLAD Arvid	Tatuus F.4 T421	8,412
9	33 BADOER Brando	Tatuus F.4 T421	9,243
10	15 BEDRIN Nikita	Tatuus F.4 T421	9,355
11	52 AMAND Marcus	Tatuus F.4 T421	11,022
12	28 KLUSS Valentin	Tatuus F.4 T421	12,436
13	69 BOHRA Akshay	Tatuus F.4 T421	12,516
14	9 SPINA Alfio Andrea	Tatuus F.4 T421	12,517
15	83 WEUG Maya	Tatuus F.4 T421	15,418
16	17 FITTIPALDI Emerson Jr.	Tatuus F.4 T421	15,777
17	99 CARRASQUEDO Jesse	Tatuus F.4 T421	16,010
18	11 PERINO Pedro	Tatuus F.4 T421	16,660
19	19 KARLSSON William	Tatuus F.4 T421	16,922
20	26 BHIROMBHAKDI Nandhavud	Tatuus F.4 T421	18,013
21	41 RIED Jonas	Tatuus F.4 T421	18,277
22	38 RINICELLA Valerio	Tatuus F.4 T421	18,557
23	78 BLOKINA Viktoria	Tatuus F.4 T421	19,696
24	27 ISCHER Ethan	Tatuus F.4 T421	19,761
25	8 MASCHIO Giovanni	Tatuus F.4 T421	20,107
26	98 MACHIELS Jef	Tatuus F.4 T421	20,504
27	14 LUND Frederik	Tatuus F.4 T421	24,161
28	97 KOOLEN Niels	Tatuus F.4 T421	24,498
29	39 LIU Qi Rui	Tatuus F.4 T421	25,028
30	79 MARKOGIANNIS Georgios	Tatuus F.4 T421	26,894
31	48 SPERANDIO Elia	Tatuus F.4 T421	30,495
32	36 AKHMED Ismail	Tatuus F.4 T421	30,848
33	21 FRASSINETI Andrea	Tatuus F.4 T421	31,027
34	23 PARTYSHEV Oleksandr	Tatuus F.4 T421	1 Lap
RET	96 CASTRO Jules	Tatuus F.4 T421	7 Laps
RET	47 LACORTE Nicola	Tatuus F.4 T421	7 Laps
RET	22 DUNNE Alexander	Tatuus F.4 T421	7 Laps
RET	89 DOMINGUES Ivan Franco	Tatuus F.4 T421	10 Laps
RET	20 LAURSEN Conrad	Tatuus F.4 T421	
RET	37 SZTUKA Kacper	Tatuus F.4 T421	
RET	88 CAMARA Rafael	Tatuus F.4 T421	

SPEED

1	41 RIED Jonas	Tatuus F.4 T421	236,8
2	77 BARNARD Taylor	Tatuus F.4 T421	236,3
3	47 LACORTE Nicola	Tatuus F.4 T421	235,8
4	15 BEDRIN Nikita	Tatuus F.4 T421	234,8
5	39 LIU Qi Rui	Tatuus F.4 T421	234,8
6	26 BHIROMBHAKDI Nandhavud	Tatuus F.4 T421	234,8
7	19 KARLSSON William	Tatuus F.4 T421	234,3
8	52 AMAND Marcus	Tatuus F.4 T421	233,8
9	69 BOHRA Akshay	Tatuus F.4 T421	233,8
10	9 SPINA Alfio Andrea	Tatuus F.4 T421	233,8
11	31 LINDBLAD Arvid	Tatuus F.4 T421	233,3
12	38 RINICELLA Valerio	Tatuus F.4 T421	233,3
13	13 WHARTON James Anthony	Tatuus F.4 T421	232,8
14	89 DOMINGUES Ivan Franco	Tatuus F.4 T421	232,8
15	8 MASCHIO Giovanni	Tatuus F.4 T421	232,8
16	11 PERINO Pedro	Tatuus F.4 T421	232,8
17	78 BLOKINA Viktoria	Tatuus F.4 T421	232,3
18	98 MACHIELS Jef	Tatuus F.4 T421	232,3
19	28 KLUSS Valentin	Tatuus F.4 T421	232,3
20	23 PARTYSHEV Oleksandr	Tatuus F.4 T421	231,8
21	44 BOHRA Nikhil	Tatuus F.4 T421	231,8
22	99 CARRASQUEDO Jesse	Tatuus F.4 T421	231,3
23	97 KOOLEN Niels	Tatuus F.4 T421	231,3
24	17 FITTIPALDI Emerson Jr.	Tatuus F.4 T421	230,8
25	83 WEUG Maya	Tatuus F.4 T421	230,8
26	27 ISCHER Ethan	Tatuus F.4 T421	230,8
27	22 DUNNE Alexander	Tatuus F.4 T421	230,8
28	79 MARKOGIANNIS Georgios	Tatuus F.4 T421	230,8
29	21 FRASSINETI Andrea	Tatuus F.4 T421	230,3
30	14 LUND Frederik	Tatuus F.4 T421	230,3
31	33 BADOER Brando	Tatuus F.4 T421	229,8
32	34 STENSHORNE Martinus	Tatuus F.4 T421	228,8
33	96 CASTRO Jules	Tatuus F.4 T421	228,8
34	7 WURZ Charlie	Tatuus F.4 T421	228,3
35	48 SPERANDIO Elia	Tatuus F.4 T421	227,8
36	36 AKHMED Ismail	Tatuus F.4 T421	227,8
37	3 UGOCHUKWU Ugo	Tatuus F.4 T421	226,4
38	12 ANTONELLI Kimi Andrea	Tatuus F.4 T421	225,0

SEG. 1

1	13 WHARTON James Anthon	26.890
2	12 ANTONELLI Kimi Andrea	26.913
3	34 STENSHORNE Martinus	26.988
4	77 BARNARD Taylor	26.994
5	9 SPINA Alfio Andrea	27.033
6	7 WURZ Charlie	27.056
7	31 LINDBLAD Arvid	27.062
8	3 UGOCHUKWU Ugo	27.071
9	44 BOHRA Nikhil	27.084
10	22 DUNNE Alexander	27.086
11	33 BADOER Brando	27.145
12	28 KLUSS Valentin	27.148
13	69 BOHRA Akshay	27.153
14	17 FITTIPALDI Emerson Jr.	27.251
15	52 AMAND Marcus	27.254
16	99 CARRASQUEDO Jesse	27.264
17	19 KARLSSON William	27.267
18	39 LIU Qi Rui	27.294
19	15 BEDRIN Nikita	27.303
20	26 BHIROMBHAKDI Nandh	27.314
21	23 PARTYSHEV Oleksandr	27.314
22	41 RIED Jonas	27.358
23	78 BLOKINA Viktoria	27.377
24	8 MASCHIO Giovanni	27.389
25	11 PERINO Pedro	27.391
26	98 MACHIELS Jef	27.421
27	83 WEUG Maya	27.422
28	27 ISCHER Ethan	27.441
29	38 RINICELLA Valerio	27.448
30	96 CASTRO Jules	27.489
31	97 KOOLEN Niels	27.495
32	89 DOMINGUES Ivan Franco	27.497
33	21 FRASSINETI Andrea	27.603
34	14 LUND Frederik	27.608
35	79 MARKOGIANNIS Georgi	27.719
36	47 LACORTE Nicola	27.766
37	36 AKHMED Ismail	27.836
38	48 SPERANDIO Elia	27.890

SEG. 2

1	12 ANTONELLI Kimi Andrea	21.729
2	15 BEDRIN Nikita	21.781
3	77 BARNARD Taylor	21.784
4	3 UGOCHUKWU Ugo	21.842
5	7 WURZ Charlie	21.876
6	31 LINDBLAD Arvid	21.879
7	22 DUNNE Alexander	21.889
8	34 STENSHORNE Martinus	21.893
9	44 BOHRA Nikhil	21.899
10	13 WHARTON James Anthon	21.925
11	33 BADOER Brando	21.966
12	52 AMAND Marcus	21.998
13	69 BOHRA Akshay	22.049
14	38 RINICELLA Valerio	22.110
15	27 ISCHER Ethan	22.115
16	83 WEUG Maya	22.128
17	17 FITTIPALDI Emerson Jr.	22.156
18	28 KLUSS Valentin	22.190
19	99 CARRASQUEDO Jesse	22.196
20	9 SPINA Alfio Andrea	22.208
21	23 PARTYSHEV Oleksandr	22.256
22	98 MACHIELS Jef	22.330
23	41 RIED Jonas	22.336
24	26 BHIROMBHAKDI Nandh	22.347
25	96 CASTRO Jules	22.354
26	78 BLOKINA Viktoria	22.411
27	19 KARLSSON William	22.431
28	47 LACORTE Nicola	22.462
29	8 MASCHIO Giovanni	22.467
30	79 MARKOGIANNIS Georgi	22.528
31	39 LIU Qi Rui	22.570
32	11 PERINO Pedro	22.613
33	97 KOOLEN Niels	22.668
34	21 FRASSINETI Andrea	22.677
35	14 LUND Frederik	22.680
36	48 SPERANDIO Elia	22.687
37	89 DOMINGUES Ivan Franco	22.702
38	36 AKHMED Ismail	23.001

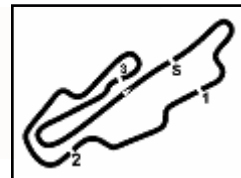
SEG. 3

1	12 ANTONELLI Kimi Andrea	33.399
2	22 DUNNE Alexander	33.515
3	7 WURZ Charlie	33.576
4	3 UGOCHUKWU Ugo	33.611
5	77 BARNARD Taylor	33.624
6	34 STENSHORNE Martinus	33.695
7	13 WHARTON James Anthon	33.780
8	52 AMAND Marcus	33.801
9	15 BEDRIN Nikita	33.819
10	44 BOHRA Nikhil	33.822
11	31 LINDBLAD Arvid	33.899
12	33 BADOER Brando	33.963
13	9 SPINA Alfio Andrea	33.979
14	69 BOHRA Akshay	33.983
15	28 KLUSS Valentin	33.995
16	17 FITTIPALDI Emerson Jr.	33.998
17	99 CARRASQUEDO Jesse	34.009
18	19 KARLSSON William	34.058
19	83 WEUG Maya	34.077
20	98 MACHIELS Jef	34.085
21	27 ISCHER Ethan	34.093
22	11 PERINO Pedro	34.111
23	23 PARTYSHEV Oleksandr	34.138
24	38 RINICELLA Valerio	34.154
25	78 BLOKINA Viktoria	34.155
26	26 BHIROMBHAKDI Nandh	34.218
27	41 RIED Jonas	34.272
28	8 MASCHIO Giovanni	34.284
29	96 CASTRO Jules	34.363
30	14 LUND Frederik	34.467
31	47 LACORTE Nicola	34.493
32	39 LIU Qi Rui	34.568
33	97 KOOLEN Niels	34.663
34	21 FRASSINETI Andrea	34.867
35	79 MARKOGIANNIS Georgi	34.870
36	48 SPERANDIO Elia	34.873
37	89 DOMINGUES Ivan Franco	34.920
38	36 AKHMED Ismail	34.956

SEG. 4

1	13 WHARTON James Anthon	27.144
2	77 BARNARD Taylor	27.234
3	22 DUNNE Alexander	27.251
4	31 LINDBLAD Arvid	27.254
5	7 WURZ Charlie	27.260
6	69 BOHRA Akshay	27.270
7	15 BEDRIN Nikita	27.271
8	12 ANTONELLI Kimi Andrea	27.272
9	9 SPINA Alfio Andrea	27.289
10	44 BOHRA Nikhil	27.320
11	3 UGOCHUKWU Ugo	27.339
12	47 LACORTE Nicola	27.346
13	28 KLUSS Valentin	27.368
14	38 RINICELLA Valerio	27.373
15	52 AMAND Marcus	27.378
16	41 RIED Jonas	27.403
17	23 PARTYSHEV Oleksandr	27.405
18	19 KARLSSON William	27.407
19	34 STENSHORNE Martinus	27.416
20	8 MASCHIO Giovanni	27.424
21	99 CARRASQUEDO Jesse	27.428
22	33 BADOER Brando	27.459
23	78 BLOKINA Viktoria	27.471
24	11 PERINO Pedro	27.483
25	83 WEUG Maya	27.505
26	27 ISCHER Ethan	27.510
27	97 KOOLEN Niels	27.524
28	26 BHIROMBHAKDI Nandh	27.525
29	96 CASTRO Jules	27.551
30	17 FITTIPALDI Emerson Jr.	27.554
31	98 MACHIELS Jef	27.562
32	14 LUND Frederik	27.568
33	89 DOMINGUES Ivan Franco	27.569
34	39 LIU Qi Rui	27.590
35	21 FRASSINETI Andrea	27.605
36	79 MARKOGIANNIS Georgi	27.624
37	48 SPERANDIO Elia	27.772
38	36 AKHMED Ismail	27.804





ACI Racing Weekend Mugello, 22-23 Ottobre 2022

Italian F4 Championship - Chronological Analysis Race 3

Start at 17:13'38.455

1 / 5

3 U. UGOCHUKWU (1'50.015)							
Lap	Seg.1	Seg.2	Seg.3	Seg.4	Lap Time	km/h	Local Time
1		27.499	37.895	29.103	2'08.742		17:15'47.197
2	42.308	34.579	50.668	38.129	2'45.684	215,1	17:18'32.881
3	42.732	37.634	1'20.149	53.440	3'33.955	172,8	17:22'06.836
4	28.237	22.341	33.898	27.409	1'51.885	223,6	17:23'58.721
5	27.071	21.970	33.611	27.363	1'50.015	225,0	17:25'48.736
6	27.225	21.917	33.662	27.515	1'50.319	225,5	17:27'39.055
7	27.184	21.878	33.624	27.411	1'50.097	222,2	17:29'29.152
8	27.131	21.847	37.784	29.891	1'56.653	224,1	17:31'25.805
9	40.414	32.207	49.600	39.016	2'41.237	215,1	17:34'07.042
10	46.622	43.171	1'24.333	32.772	3'26.898	128,7	17:37'33.940
11	27.548	22.193	33.722	27.354	1'50.817	222,7	17:39'24.757
12	27.118	21.947	33.710	27.339	1'50.114	225,9	17:41'14.871
13	27.157	21.853	33.655	27.368	1'50.033	226,4	17:43'04.904
14	27.213	21.842	33.692	27.396	1'50.143	225,0	17:44'55.047
Race Time 31'16.592							

7 C. WURZ (1'49.904)							
Lap	Seg.1	Seg.2	Seg.3	Seg.4	Lap Time	km/h	Local Time
1		27.909	38.351	29.202	2'10.501		17:15'48.956
2	42.081	34.268	50.587	38.245	2'45.181	201,1	17:18'34.137
3	42.739	37.346	1'20.306	52.943	3'33.334	166,7	17:22'07.471
4	28.069	22.704	33.930	27.355	1'52.058	226,9	17:23'59.529
5	27.060	21.948	33.607	27.289	1'49.904	226,4	17:25'49.433
6	27.056	22.135	33.695	27.519	1'50.405	225,5	17:27'39.838
7	27.196	21.956	33.576	27.288	1'50.016	227,4	17:29'29.854
8	27.091	21.876	38.021	30.038	1'57.026	227,4	17:31'26.880
9	40.071	32.291	49.545	39.237	2'41.144	198,2	17:34'08.024
10	46.478	42.979	1'24.192	32.432	3'26.081	150,8	17:37'34.105
11	27.962	22.240	33.705	27.260	1'51.167	226,4	17:39'25.272
12	27.108	22.032	33.754	27.278	1'50.172	227,8	17:41'15.444
13	27.215	21.936	33.793	27.361	1'50.305	227,4	17:43'05.749
14	27.120	21.977	33.825	27.432	1'50.354	228,3	17:44'56.103
Race Time 31'17.648							

8 G. MASCHIO (1'51.768)							
Lap	Seg.1	Seg.2	Seg.3	Seg.4	Lap Time	km/h	Local Time
1		42.427	41.866	31.450	2'38.273		17:16'16.728
2	36.317	31.799	50.241	41.340	2'39.697	207,7	17:18'56.425
3	40.118	36.001	1'19.756	43.646	3'19.521	179,4	17:22'15.946
4	27.828	23.108	35.649	27.611	1'54.196	226,9	17:24'10.142
5	27.986	22.975	34.986	27.581	1'53.528	232,8	17:26'03.670
6	27.791	23.761	34.649	27.685	1'53.886	229,8	17:27'57.556
7	27.389	22.688	34.929	27.643	1'52.649	227,4	17:29'50.205
8	27.970	24.730	39.865	31.882	2'04.447	230,3	17:31'54.652
9	32.015	28.037	51.048	40.179	2'31.279	185,2	17:34'25.931
10	45.227	39.623	1'20.529	29.472	3'14.851	162,4	17:37'40.782
11	28.260	22.904	34.927	27.537	1'53.628	225,9	17:39'34.410
12	27.630	22.835	35.804	27.590	1'53.859	228,8	17:41'28.269
13	27.593	22.467	34.284	27.424	1'51.768	229,3	17:43'20.037
14	27.507	22.703	34.918	27.511	1'52.639	229,3	17:45'12.676
Race Time 31'34.221							

9 A. SPINA (1'50.609)							
Lap	Seg.1	Seg.2	Seg.3	Seg.4	Lap Time	km/h	Local Time
1		34.921	41.492	29.778	2'24.066		17:16'02.521
2	37.492	34.180	49.930	40.105	2'41.707	219,1	17:18'44.228
3	40.618	38.643	1'19.364	48.222	3'26.847	202,2	17:22'11.075
4	27.815	23.255	34.832	27.405	1'53.307	228,8	17:24'04.382
5	27.596	22.948	34.800	27.352	1'52.696	227,8	17:25'57.078
6	27.412	22.367	33.979	27.291	1'51.049	228,8	17:27'48.127
7	27.033	22.208	33.986	27.382	1'50.609	233,8	17:29'38.736
8	28.001	23.844	43.114	30.389	2'05.348	231,3	17:31'44.084
9	32.238	30.993	51.360	39.232	2'33.823	222,7	17:34'17.907
10	44.621	41.926	1'22.878	29.473	3'18.898	194,2	17:37'36.805

11	28.080	23.194	34.769	27.522	1'53.565	230,8	17:39'30.370
12	27.690	22.371	34.215	27.289	1'51.565	227,8	17:41'21.935
13	27.306	22.541	34.322	27.324	1'51.493	230,3	17:43'13.428
14	27.341	22.377	34.447	27.493	1'51.658	230,3	17:45'05.086
Race Time 31'26.631							

11 P. PERINO (1'52.032)							
Lap	Seg.1	Seg.2	Seg.3	Seg.4	Lap Time	km/h	Local Time
1		36.221	41.531	30.755	2'26.943		17:16'05.398
2	36.728	33.744	49.918	40.426	2'40.816	206,9	17:18'46.214
3	40.181	38.773	1'19.190	47.722	3'25.866	188,5	17:22'12.080
4	28.592	23.528	34.598	27.561	1'54.279	230,8	17:24'06.359
5	27.391	22.613	34.817	27.651	1'52.472	230,3	17:25'58.831
6	28.110	22.800	34.915	27.989	1'53.814	232,8	17:27'52.645
7	28.095	22.872	34.413	27.564	1'52.944	230,8	17:29'45.589
8	27.450	22.853	42.960	31.230	2'04.493	227,8	17:31'50.082
9	30.553	31.038	50.422	40.111	2'32.124	197,8	17:34'22.206
10	44.562	40.804	1'21.949	29.251	3'16.566	172,8	17:37'38.772
11	27.643	23.098	34.960	27.864	1'53.565	228,3	17:39'32.337
12	27.693	23.071	34.111	27.653	1'52.528	229,3	17:41'24.865
13	27.445	23.107	34.297	27.483	1'52.332	226,9	17:43'17.197
14	27.414	22.650	34.401	27.567	1'52.032	231,3	17:45'09.229
Race Time 31'30.774							

12 K. ANTONELLI (1'49.433)							
Lap	Seg.1	Seg.2	Seg.3	Seg.4	Lap Time	km/h	Local Time
1		26.726	37.348	29.043	2'06.881		17:15'45.336
2	43.419	34.713	50.583	38.018	2'46.733	210,1	17:18'32.069
3	42.705	37.918	1'20.124	53.380	3'34.127	165,9	17:22'06.196
4	27.479	22.102	33.481	27.272	1'50.334	222,7	17:23'56.530
5	26.979	21.729	33.399	27.326	1'49.433	224,5	17:25'45.963
6	26.913	21.768	33.623	27.439	1'49.743	225,0	17:27'35.706
7	27.000	21.731	33.440	27.350	1'49.521	223,1	17:29'25.227
8	27.016	21.741	36.317	30.763	1'55.837	225,0	17:31'21.064
9	43.968	32.760	49.458	38.834	2'45.020	163,4	17:34'06.084
10	46.889	43.382	1'24.168	32.777	3'27.216	140,8	17:37'33.300
11	27.434	21.928	33.568	27.278	1'50.208	223,1	17:39'23.508
12	27.136	21.749	33.525	27.321	1'49.731	223,6	17:41'13.239
13	27.183	21.736	33.518	27.287	1'49.724	224,5	17:43'02.963
14	27.116	21.730	33.416	27.344	1'49.606	225,0	17:44'52.569
Race Time 31'14.114							

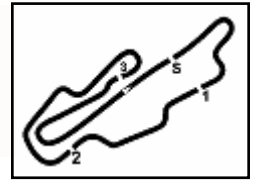
13 J. WHARTON (1'49.965)							
Lap	Seg.1	Seg.2	Seg.3	Seg.4	Lap Time	km/h	Local Time
1		31.084	40.836	29.350	2'17.877		17:15'56.332
2	39.979	32.853	51.136	39.548	2'43.516	204,9	17:18'39.848
3	40.992	37.364	1'20.792	50.558	3'29.706	188,8	17:22'09.554
4	27.761	22.627	34.616	27.513	1'52.517	232,8	17:24'02.071
5	27.415	22.190	33.934	27.144	1'50.683	232,3	17:25'52.754
6	27.136	21.974	33.780	27.219	1'50.109	231,3	17:27'42.863
7	26.890	21.968	33.795	27.312	1'49.965	229,8	17:29'32.828
8	27.014	21.925	38.539	28.840	1'56.318	228,8	17:31'29.146
9	39.704	32.344	51.515	37.416	2'40.979	210,9	17:34'10.125
10	46.228	42.649	1'24.186	31.746	3'24.809	154,3	17:37'34.934
11	27.547	22.522	34.110	27.313	1'51.492	231,3	17:39'26.426
12	27.283	22.266	34.042	27.302	1'50.893	230,8	17:41'17.319
13	27.203	22.188	34.054	27.217	1'50.662	230,3	17:43'07.981
14	27.256	22.202	33.984	27.266	1'50.708	229,3	17:44'58.689
Race Time 31'20.234							

14 F. LUND (1'53.049)							
Lap	Seg.1	Seg.2	Seg.3	Seg.4	Lap Time	km/h	Local Time
1		41.334	41.833	31.530	2'35.811		17:16'14.266
2	36.776	31.902	49.950	42.188	2'40.816	204,2	17:18'55.082
3	39.756	36.127	1'19.749	44.181	3'19.813	195,3	17:22'14.895
4	28.063	23.387	35.672	27.801	1'54.923	228,8	17:24'09.818

23/10/2022

P = Pits In/Out - C = Lap Time Cancelled





ACI Racing Weekend Mugello, 22-23 Ottobre 2022

Italian F4 Championship - Chronological Analysis Race 3

Start at 17:13'38.455

2 / 5

Lap	Seg.1	Seg.2	Seg.3	Seg.4	Lap Time	km/h	Local Time
5	27.829	22.888	34.780	27.873	1'53.370	229,8	17:26'03.188
6	28.064	23.518	34.467	27.631	1'53.680	227,4	17:27'56.868
7	27.608	22.680	35.061	27.700	1'53.049	226,9	17:29'49.917
8	27.740	22.837	40.908	31.698	2'03.183	224,5	17:31'53.100
9	30.215	30.716	50.727	40.114	2'31.772	203,4	17:34'24.872
10	44.827	39.861	1'21.173	29.608	3'15.469	177,6	17:37'40.341
11	27.973	22.854	35.036	27.568	1'53.431	228,3	17:39'33.772
12	27.626	23.022	35.211	27.634	1'53.493	230,3	17:41'27.265
13	29.393	23.452	35.123	27.859	1'55.827	226,9	17:43'23.092
14	27.947	22.957	34.963	27.771	1'53.638	221,3	17:45'16.730
Race Time 31'38.275							

21 A. FRASSINETI (1'53.059)							
Lap	Seg.1	Seg.2	Seg.3	Seg.4	Lap Time	km/h	Local Time
1		42.474	42.432	35.449	2'46.700		17:16'25.155
2	33.962	29.948	49.910	42.711	2'36.531	182,1	17:19'01.686
3	40.452	35.364	1'18.653	42.612	3'17.081	187,2	17:22'18.767
4	28.455	22.768	35.020	27.605	1'53.848	230,3	17:24'12.615
5	27.653	22.872	35.066	27.851	1'53.442	228,8	17:26'06.057
6	27.605	23.086	36.147	28.154	1'54.992	227,4	17:28'01.049
7	27.603	22.677	35.080	27.699	1'53.059	229,8	17:29'54.108
8	28.406	26.550	41.358	30.899	2'07.213	228,3	17:32'01.321
9	33.325	25.151	50.416	39.958	2'28.850	204,5	17:34'30.171
10	47.473	38.891	1'17.052	29.720	3'13.136	128,0	17:37'43.307
11	27.844	23.161	35.811	27.719	1'54.535	227,4	17:39'37.842
12	27.868	22.901	34.899	27.669	1'53.337	228,3	17:41'31.179
13	27.727	22.697	35.586	27.731	1'53.741	225,5	17:43'24.920
14	28.139	22.682	34.867	27.988	1'53.676	225,5	17:45'18.596
Race Time 31'40.141 + 5.000Pen							

15 N. BEDRIN (1'50.342)							
Lap	Seg.1	Seg.2	Seg.3	Seg.4	Lap Time	km/h	Local Time
1		34.273	40.764	29.791	2'22.730		17:16'01.185
2	38.320	33.208	50.819	40.078	2'42.425	210,1	17:18'43.610
3	40.516	37.489	1'20.766	48.408	3'27.179	206,9	17:22'10.789
4	27.853	23.261	34.372	27.428	1'52.914	234,8	17:24'03.703
5	27.752	23.078	33.847	27.338	1'52.015	231,8	17:25'55.718
6	27.330	22.239	34.067	27.336	1'50.972	230,8	17:27'46.690
7	27.451	22.323	34.209	27.794	1'51.777	230,3	17:29'38.467
8	27.413	21.928	41.144	30.519	2'01.004	224,5	17:31'39.471
9	34.613	31.031	51.449	38.633	2'35.726	206,9	17:34'15.197
10	45.308	42.107	1'23.591	29.966	3'20.972	184,3	17:37'36.169
11	27.788	23.020	34.422	27.534	1'52.764	231,3	17:39'28.933
12	27.589	22.485	34.183	27.415	1'51.672	225,9	17:41'20.605
13	27.303	21.781	33.819	27.439	1'50.342	229,3	17:43'10.947
14	27.329	22.314	34.063	27.271	1'50.977	228,3	17:45'01.924
Race Time 31'23.469							

22 A. DUNNE (1'50.693)							
Lap	Seg.1	Seg.2	Seg.3	Seg.4	Lap Time	km/h	Local Time
1		27.724	37.891	28.933	2'09.207		17:15'47.662
2	42.578	34.317	50.777	37.909	2'45.581	216,0	17:18'33.243
3	42.804	37.632	1'20.270	53.062	3'33.768	162,7	17:22'07.011
4	27.717	22.123	33.579	27.274	1'50.693	227,4	17:23'57.704
5	27.086	21.889	33.515	46.043	2'08.533P	225,9	17:26'06.237
6	33.608	22.035	33.727	27.251	1'56.621P	161,0	17:28'02.858
7	27.205	22.174	34.342	27.557	1'51.278	230,8	17:29'54.136
Race Time 16'15.681							

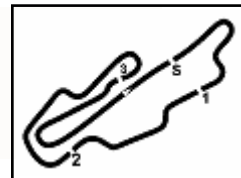
17 E. FITTIPALDI (1'50.993)							
Lap	Seg.1	Seg.2	Seg.3	Seg.4	Lap Time	km/h	Local Time
1		32.902	41.108	29.640	2'20.790		17:15'59.245
2	39.178	33.010	51.042	39.897	2'43.127	219,1	17:18'42.372
3	40.624	37.289	1'20.761	49.306	3'27.980	206,9	17:22'10.352
4	28.118	23.435	34.802	27.619	1'53.974	229,3	17:24'04.326
5	27.370	23.160	34.574	27.575	1'52.679	230,3	17:25'57.005
6	27.251	22.156	33.998	27.588	1'50.993	227,4	17:27'47.998
7	27.529	22.198	34.225	27.641	1'51.593	228,8	17:29'39.591
8	27.426	24.047	44.387	30.046	2'05.906	228,8	17:31'45.497
9	31.567	31.758	50.584	39.305	2'33.214	219,1	17:34'18.711
10	44.536	41.763	1'22.875	29.584	3'18.758	182,7	17:37'37.469
11	27.929	22.888	34.881	27.611	1'53.309	228,8	17:39'30.778
12	27.534	22.980	34.512	27.554	1'52.580	229,3	17:41'23.358
13	28.000	22.588	34.517	27.693	1'52.798	230,8	17:43'16.156
14	27.514	22.357	34.599	27.720	1'52.190	225,5	17:45'08.346
Race Time 31'29.891							

23 O. PARTYSHEV (1'51.450)							
Lap	Seg.1	Seg.2	Seg.3	Seg.4	Lap Time	km/h	Local Time
1		39.441	40.901	30.684	2'31.220		17:16'09.675
2	36.956	33.019	50.330	40.990	2'41.295	220,4	17:18'50.970
3	39.483	37.600	1'19.348	45.821	3'22.252	196,4	17:22'13.222
4	28.040	23.563	34.748	27.555	1'53.906	230,3	17:24'07.128
5	27.592	22.424	34.656	27.609	1'52.281	228,3	17:25'59.409
6	27.742	22.907	34.505	27.476	1'52.630	231,3	17:27'52.039
7	27.542	22.256	34.138	27.514	1'51.450	231,8	17:29'43.489
8	27.314	23.115	43.373	31.053	2'04.855	227,8	17:31'48.344
9	30.666	31.232	50.561	39.239	2'31.698	212,6	17:34'20.042
10	45.075	41.278	1'22.338	29.327	3'18.018	170,6	17:37'38.060
11	27.913	22.977	35.165	27.652	1'53.707	230,3	17:39'31.767
12	27.822	22.579	34.534	27.405	1'52.340	229,3	17:41'24.107
13	27.659	23.048	34.538	27.497	1'52.742	231,3	17:43'16.849
Race Time 29'38.394							

19 W. KARLSSON (1'51.624)							
Lap	Seg.1	Seg.2	Seg.3	Seg.4	Lap Time	km/h	Local Time
1		39.067	39.887	31.850	2'30.343		17:16'08.798
2	37.217	32.891	50.197	41.363	2'41.668	213,4	17:18'50.466
3	39.356	37.858	1'18.993	46.154	3'22.361	193,2	17:22'12.827
4	28.070	23.515	34.667	27.598	1'53.850	230,3	17:24'06.677
5	27.327	22.584	34.847	27.546	1'52.304	230,3	17:25'58.981
6	27.767	22.431	35.096	28.005	1'53.299	234,3	17:27'52.280
7	27.634	22.491	34.058	27.441	1'51.624	229,8	17:29'43.904
8	27.275	23.128	43.890	31.258	2'05.551	228,8	17:31'49.455
9	30.206	31.319	50.497	40.309	2'32.331	208,5	17:34'21.786
10	44.180	40.863	1'22.225	29.246	3'16.514	171,4	17:37'38.300
11	27.841	23.046	35.006	27.759	1'53.652	231,3	17:39'31.952
12	28.016	23.392	34.355	27.407	1'53.170	232,8	17:41'25.122
13	27.535	23.053	34.406	27.490	1'52.484	229,8	17:43'17.606
14	27.267	22.689	34.505	27.424	1'51.885	228,3	17:45'09.491
Race Time 31'31.036							

26 N. BHIROMBHAKDI (1'51.404)							
Lap	Seg.1	Seg.2	Seg.3	Seg.4	Lap Time	km/h	Local Time
1		40.378	41.169	31.848	2'34.273		17:16'12.728
2	36.680	32.141	50.364	41.972	2'41.157	196,0	17:18'53.885
3	38.606	37.111	1'19.852	44.736	3'20.305	185,9	17:22'14.190
4	28.163	23.572	35.493	27.778	1'55.006	227,8	17:24'09.196
5	27.314	22.347	34.218	27.525	1'51.404	224,1	17:26'00.600
6	27.535	22.833	34.642	27.570	1'52.580	230,3	17:27'53.180
7	27.884	22.981	34.341	27.607	1'52.813	234,8	17:29'45.993
8	27.526	23.014	42.802	31.422	2'04.764	226,9	17:31'50.757
9	30.459	31.015	50.474	40.120	2'32.068	196,7	17:34'22.825
10	44.533	40.767	1'21.751	29.472	3'16.523	186,5	17:37'39.348
11	27.925	22.648	34.848	27.770	1'53.191	225,0	17:39'32.539
12	27.799	23.451	34.427	27.597	1'53.274	228,3	17:41'25.813
13	27.405	22.806	34.471	27.557	1'52.239	225,5	17:43'18.052
14	27.461	22.466	34.991	27.612	1'52.530	228,3	17:45'10.582
Race Time 31'32.127							

27 E. ISCHER (1'51.658)							
Lap	Seg.1	Seg.2	Seg.3	Seg.4	Lap Time	km/h	Local Time
1							
2							
3							
4							
5							
6							
7							
8							
9							
10							
11							
12							
13							
14							
Race Time 31'31.036							



Aut.Int. Mugello 5.245 m

ACI Racing Weekend Mugello, 22-23 Ottobre 2022

Italian F4 Championship - Chronological Analysis Race 3

Start at 17:13'38.455

3 / 5

1		41.072	41.522	31.472	2'35.115	17:16'13.570	13	27.249	22.055	34.016	27.480	1'50.800	226,9	17:43'10.064	
2	36.956	31.951	50.044	42.001	2'40.952	202,2	17:18'54.522	14	27.882	22.306	34.017	27.543	1'51.748	226,4	17:45'01.812
3	39.592	36.082	1'19.898	44.454	3'20.026	179,1	17:22'14.548								Race Time 31'23.357
4	28.095	23.533	35.575	27.783	1'54.986	230,3	17:24'09.534								

34 M. STENSHORNE (1'50.086)

Lap	Seg.1	Seg.2	Seg.3	Seg.4	Lap Time	km/h	Local Time
1		28.206	38.217	29.492	2'11.205		17:15'49.660
2	42.011	34.082	50.711	38.399	2'45.203	184,3	17:18'34.863
3	42.509	37.222	1'20.511	52.593	3'32.835	156,7	17:22'07.698
4	27.983	22.965	34.054	27.460	1'52.462	228,8	17:24'00.160
5	26.988	22.018	33.996	27.416	1'50.418	227,8	17:25'50.578
6	27.001	21.936	33.695	27.454	1'50.086	225,9	17:27'40.664
7	27.014	22.003	33.781	27.456	1'50.254	227,4	17:29'30.918
8	27.122	21.893	38.173	30.073	1'57.261	226,9	17:31'28.179
9	39.359	32.250	49.477	40.044	2'41.130	206,5	17:34'09.309
10	45.774	42.860	1'24.285	32.183	3'25.102	163,6	17:37'34.411
11	27.872	22.378	33.976	27.421	1'51.647	228,3	17:39'26.058
12	27.296	22.040	33.955	27.442	1'50.733	227,4	17:41'16.791
13	27.233	22.039	33.985	27.484	1'50.741	225,9	17:43'07.532
14	27.312	21.993	33.984	27.550	1'50.839	225,0	17:44'58.371

Race Time 31'19.916

28 V. KLUSS (1'51.059)

Lap	Seg.1	Seg.2	Seg.3	Seg.4	Lap Time	km/h	Local Time
1		33.904	40.662	29.818	2'22.021		17:16'00.476
2	38.390	33.094	50.971	40.068	2'42.523	211,8	17:18'42.999
3	40.471	37.340	1'20.837	48.963	3'27.611	203,8	17:22'10.610
4	27.698	23.224	34.482	27.475	1'52.879	232,3	17:24'03.489
5	27.707	23.469	34.249	27.454	1'52.879	226,9	17:25'56.368
6	27.180	22.353	33.995	27.531	1'51.059	226,4	17:27'47.427
7	27.148	22.190	34.185	27.550	1'51.073	228,3	17:29'38.500
8	27.787	22.772	40.296	30.681	2'01.536	221,3	17:31'40.036
9	34.490	30.972	51.614	38.506	2'35.582	213,9	17:34'15.618
10	45.263	42.144	1'23.485	29.927	3'20.819	180,6	17:37'36.437
11	28.021	23.140	34.502	27.466	1'53.129	229,3	17:39'29.566
12	27.490	22.863	34.165	27.485	1'52.003	227,4	17:41'21.569
13	27.413	22.518	34.282	27.368	1'51.581	226,9	17:43'13.150
14	27.345	22.298	34.510	27.702	1'51.855	228,3	17:45'05.005

Race Time 31'26.550

31 A. LINDBLAD (1'50.545)

Lap	Seg.1	Seg.2	Seg.3	Seg.4	Lap Time	km/h	Local Time
1		31.846	40.618	29.613	2'18.704		17:15'57.159
2	39.880	33.313	50.835	39.582	2'43.610	213,4	17:18'40.769
3	41.117	37.013	1'20.598	50.313	3'29.041	194,2	17:22'09.810
4	28.051	23.370	34.366	27.437	1'53.224	232,3	17:24'03.034
5	28.016	22.975	33.899	27.436	1'52.326	232,3	17:25'55.360
6	27.419	22.164	34.083	27.254	1'50.920	229,8	17:27'46.280
7	27.062	21.879	34.322	27.355	1'50.618	228,8	17:29'36.898
8	27.212	22.008	40.455	31.502	2'01.177	227,8	17:31'38.075
9	35.157	31.235	51.580	38.421	2'36.393	211,8	17:34'14.468
10	45.432	42.081	1'23.723	30.172	3'21.408	174,8	17:37'35.876
11	27.791	22.652	34.426	27.402	1'52.271	233,3	17:39'28.147
12	27.673	22.479	34.004	27.439	1'51.595	229,8	17:41'19.742
13	27.089	22.083	34.045	27.328	1'50.545	228,8	17:43'10.287
14	27.346	21.992	33.970	27.386	1'50.694	230,3	17:45'00.981

Race Time 31'22.526

33 B. BADOER (1'50.764)

Lap	Seg.1	Seg.2	Seg.3	Seg.4	Lap Time	km/h	Local Time
1		28.675	39.873	28.598	2'12.997		17:15'51.452
2	41.471	33.785	50.810	38.678	2'44.744	172,8	17:18'36.196
3	42.193	37.475	1'20.392	52.141	3'32.201	154,5	17:22'08.397
4	27.696	23.149	34.445	27.484	1'52.774	225,9	17:24'01.171
5	27.175	22.125	33.974	27.490	1'50.764	226,4	17:25'51.935
6	27.297	21.981	33.994	27.523	1'50.795	225,9	17:27'42.730
7	27.561	22.013	34.049	27.485	1'51.108	222,2	17:29'33.838
8	27.145	21.966	38.305	28.638	1'56.054	226,9	17:31'29.892
9	39.431	32.543	51.775	37.391	2'41.140	202,2	17:34'11.032
10	45.953	42.495	1'24.234	31.448	3'24.130	158,1	17:37'35.162
11	28.227	22.616	34.424	27.475	1'52.742	229,8	17:39'27.904
12	27.681	22.257	33.963	27.459	1'51.360	229,3	17:41'19.264

36 I. AKHMED (1'53.776)

Lap	Seg.1	Seg.2	Seg.3	Seg.4	Lap Time	km/h	Local Time
1		42.521	42.655	31.514	2'42.231		17:16'20.686
2	37.184	30.392	50.326	42.137	2'40.039	194,9	17:19'00.725
3	40.575	35.353	1'18.658	43.104	3'17.690	172,5	17:22'18.415
4	28.844	23.855	34.994	27.839	1'55.532	225,5	17:24'13.947
5	27.836	23.113	34.956	27.871	1'53.776	224,1	17:26'07.723
6	27.937	23.001	35.336	27.920	1'54.194	225,9	17:28'01.917
7	28.046	23.451	35.407	28.073	1'54.977	226,9	17:29'56.894
8	28.035	25.684	41.214	30.475	2'05.408	225,0	17:32'02.302
9	34.161	24.450	50.380	39.423	2'28.414	201,1	17:34'30.716
10	47.604	39.152	1'16.409	30.335	3'13.500	125,6	17:37'44.216
11	28.202	23.756	35.302	28.041	1'55.301	225,0	17:39'39.517
12	27.941	23.244	35.542	27.828	1'54.555	225,0	17:41'34.072
13	28.000	23.281	35.489	27.804	1'54.574	227,8	17:43'28.646
14	28.057	23.324	35.543	27.847	1'54.771	227,8	17:45'23.417

Race Time 31'44.962

38 V. RINICELLA (1'51.289)

Lap	Seg.1	Seg.2	Seg.3	Seg.4	Lap Time	km/h	Local Time
1		33.217	40.906	1'07.708	2'59.446P		17:16'37.901
2	35.128	22.467	44.250	42.623	2'24.468P	159,3	17:19'02.369
3	41.508	34.717	1'18.325	41.883	3'16.433	181,5	17:22'18.802
4	28.050	22.374	35.376	27.634	1'53.434	226,9	17:24'12.236
5	27.768	22.970	34.765	27.373	1'52.876	232,8	17:26'05.112
6	27.839	22.835	36.056	27.583	1'54.313	233,3	17:27'59.425
7	27.448	22.243	34.154	27.444	1'51.289	230,8	17:29'50.714
8	27.997	25.012	40.085	31.716	2'04.810	231,3	17:31'55.524
9	32.728	27.427	50.675	39.949	2'30.779	194,6	17:34'26.303
10	45.720	39.495	1'20.109	29.337	3'14.661	147,3	17:37'40.964
11	27.920	22.618	34.876	27.474	1'52.888	231,8	17:39'33.852
12	27.879	22.907	35.253	27.460	1'53.499	233,3	17:41'27.351
13	27.533	22.138	34.450	27.537	1'51.658	230,3	17:43'19.009
14	27.742	22.110	34.803	27.462	1'52.117	232,8	17:45'11.126

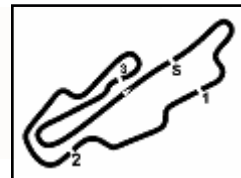
Race Time 31'32.671

39 Q. LIU (1'52.067)

Lap	Seg.1	Seg.2	Seg.3	Seg.4	Lap Time	km/h	Local Time
1		42.533	41.674	32.303	2'41.535		17:16'19.990
2	36.830	30.844	49.923	42.478	2'40.075	204,5	17:19'00.065
3	40.194	35.827	1'18.658	43.140	3'17.819	176,2	17:22'17.884
4	28.037	23.156	35.279	27.590	1'54.062	228,3	17:24'11.946
5	27.515	22.861	35.201	27.787	1'53.364	233,8	17:26'05.310
6	28.118	23.032	36.300	27.877	1'55.327	234,8	17:28'00.637
7	27.294	22.570	34.568	27.635	1'52.067	233,8	17:29'52.704

23/10/2022 P = Pits In/Out - C = Lap Time Cancelled





Aut.Int. Mugello 5.245 m

ACI Racing Weekend Mugello, 22-23 Ottobre 2022

Italian F4 Championship - Chronological Analysis Race 3

Start at 17:13'38.455

4 / 5

8	27.662	26.507	41.666	30.923	2'06.758	229,8	17:31'59.462	10	45.349	39.898	1'19.368	29.774	3'14.389	146,1	17:37'41.587
9	33.230	26.268	50.151	39.924	2'29.573	194,6	17:34'29.035	11	28.230	23.774	36.155	27.965	1'56.124	227,8	17:39'37.711
10	46.656	39.246	1'18.325	29.564	3'13.791	114,5	17:37'42.826	12	28.617	23.412	35.471	27.897	1'55.397	224,1	17:41'33.108
11	27.680	23.626	35.806	27.796	1'54.908	229,8	17:39'37.734	13	28.515	23.086	35.486	27.928	1'55.015	223,6	17:43'28.123
12	28.101	23.210	34.835	27.591	1'53.737	225,0	17:41'31.471	14	28.089	23.073	35.799	27.980	1'54.941	225,5	17:45'23.064
13	27.686	22.758	35.492	27.698	1'53.634	229,3	17:43'25.105								Race Time 31'44.609
14	27.505	22.586	34.804	27.597	1'52.492	231,8	17:45'17.597								

Race Time 31'39.142

41 J. RIED (1'52.200)							
Lap	Seg.1	Seg.2	Seg.3	Seg.4	Lap Time	km/h	Local Time
1		40.010	41.100	31.252	2'32.988		17:16'11.443
2	36.991	32.198	50.579	41.786	2'41.554	213,4	17:18'52.997
3	38.612	37.519	1'19.693	44.996	3'20.820	198,5	17:22'13.817
4	27.889	23.703	35.013	27.608	1'54.213	226,9	17:24'08.030
5	27.454	22.939	34.272	27.535	1'52.200	230,8	17:26'00.230
6	27.551	22.879	34.645	27.632	1'52.707	231,3	17:27'52.937
7	27.960	23.551	34.605	27.595	1'53.711	236,8	17:29'46.648
8	27.387	22.937	42.993	31.359	2'04.676	229,3	17:31'51.324
9	30.453	30.904	50.635	40.143	2'32.135	187,8	17:34'23.459
10	44.612	40.515	1'21.673	29.517	3'16.317	182,1	17:37'39.776
11	27.880	22.816	34.731	27.615	1'53.042	230,8	17:39'32.818
12	27.843	23.374	34.627	27.642	1'53.486	233,8	17:41'26.304
13	27.358	22.660	34.644	27.633	1'52.295	230,3	17:43'18.599
14	27.582	22.336	34.926	27.403	1'52.247	228,8	17:45'10.846

Race Time 31'32.391

44 N. BOHRA (1'50.320)							
Lap	Seg.1	Seg.2	Seg.3	Seg.4	Lap Time	km/h	Local Time
1		28.505	38.306	29.240	2'11.613		17:15'50.068
2	42.215	33.864	50.961	38.218	2'45.258	170,9	17:18'35.326
3	42.656	37.400	1'20.302	52.229	3'32.587	150,4	17:22'07.913
4	27.870	23.159	34.264	27.410	1'52.703	231,8	17:24'00.616
5	27.194	21.992	33.952	27.320	1'50.458	229,3	17:25'51.074
6	27.084	21.965	33.924	27.396	1'50.369	229,8	17:27'41.443
7	27.189	21.899	33.822	27.410	1'50.320	228,8	17:29'31.763
8	27.235	22.011	38.392	29.390	1'57.028	226,9	17:31'28.791
9	39.343	32.638	51.381	37.460	2'40.822	208,5	17:34'09.613
10	46.135	42.716	1'24.221	31.997	3'25.069	157,7	17:37'34.682
11	28.121	22.618	34.352	27.390	1'52.481	229,3	17:39'27.163
12	27.509	22.056	33.982	27.429	1'50.976	227,4	17:41'18.139
13	27.547	22.190	33.941	27.388	1'51.066	225,9	17:43'09.205
14	27.377	22.032	33.928	27.414	1'50.751	227,4	17:44'59.956

Race Time 31'21.501

47 N. LACORTE (1'52.275)							
Lap	Seg.1	Seg.2	Seg.3	Seg.4	Lap Time	km/h	Local Time
1		37.888	40.501	31.360	2'29.204		17:16'07.659
2	37.195	33.386	49.790	40.453	2'40.824	222,2	17:18'48.483
3	40.542	38.153	1'19.098	46.485	3'24.278	181,2	17:22'12.761
4	28.473	23.842	34.856	27.346	1'54.517	230,3	17:24'07.278
5	27.766	22.462	34.526	27.587	1'52.341	235,3	17:25'59.619
6	27.887	22.768	34.681	27.806	1'53.142	235,8	17:27'52.761
7	27.794	22.621	34.493	27.367	1'52.275	234,8	17:29'45.036

Race Time 16'06.581

48 E. SPERANDIO (1'53.501)							
Lap	Seg.1	Seg.2	Seg.3	Seg.4	Lap Time	km/h	Local Time
1		39.913	41.172	31.112	2'32.360		17:16'10.815
2	36.832	32.477	50.633	41.612	2'41.554	214,7	17:18'52.369
3	38.897	37.415	1'19.456	45.596	3'21.364	199,3	17:22'13.733
4	28.343	23.641	35.541	27.923	1'55.448	226,9	17:24'09.181
5	27.895	22.819	34.873	27.914	1'53.501	224,1	17:26'02.682
6	28.152	22.687	35.011	27.772	1'53.622	223,6	17:27'56.304
7	27.890	22.807	35.070	27.793	1'53.560	224,5	17:29'49.864
8	28.663	25.761	42.259	30.356	2'07.039	223,6	17:31'56.903
9	32.408	27.144	50.654	40.089	2'30.295	204,5	17:34'27.198

23/10/2022

P = Pits In/Out - C = Lap Time Cancelled

52 M. AMAND (1'50.832)							
Lap	Seg.1	Seg.2	Seg.3	Seg.4	Lap Time	km/h	Local Time
1		30.018	40.763	29.977	2'17.515		17:15'55.970
2	39.614	33.003	51.071	39.778	2'43.466	215,6	17:18'39.436
3	40.988	37.206	1'20.725	51.004	3'29.923	181,5	17:22'09.359
4	27.744	22.667	34.612	27.460	1'52.483	226,4	17:24'01.842
5	27.401	22.054	33.901	27.476	1'50.832	228,3	17:25'52.674
6	27.659	22.119	33.989	27.390	1'51.157	226,4	17:27'43.831
7	27.941	22.294	33.801	27.378	1'51.414	227,4	17:29'35.245
8	27.254	21.998	41.149	30.568	2'00.969	227,8	17:31'36.214
9	35.785	31.494	51.280	37.496	2'36.055	215,1	17:34'12.269
10	46.088	42.342	1'24.143	30.565	3'23.138	149,6	17:37'35.407
11	28.423	22.829	34.462	27.476	1'53.190	233,8	17:39'28.597
12	27.659	22.216	34.630	27.456	1'51.961	229,8	17:41'20.558
13	27.910	22.099	34.085	27.398	1'51.492	224,1	17:43'12.050
14	27.593	22.108	34.222	27.618	1'51.541	226,4	17:45'03.591

Race Time 31'25.136

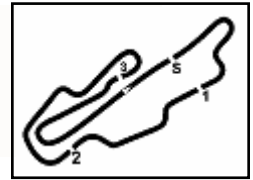
69 A. BOHRA (1'50.643)							
Lap	Seg.1	Seg.2	Seg.3	Seg.4	Lap Time	km/h	Local Time
1		29.295	40.585	29.679	2'15.613		17:15'54.068
2	40.127	33.218	51.119	39.442	2'43.906	211,8	17:18'37.974
3	41.237	37.133	1'20.695	51.703	3'30.768	172,8	17:22'08.742
4	27.775	23.014	34.828	28.095	1'53.712	229,3	17:24'02.454
5	27.871	22.352	34.136	27.317	1'51.676	228,3	17:25'54.130
6	27.208	22.124	33.983	27.328	1'50.643	227,8	17:27'44.773
7	27.153	22.579	34.642	27.364	1'51.738	229,8	17:29'36.511
8	27.192	22.049	40.412	30.737	2'00.390	227,4	17:31'36.901
9	35.773	31.372	51.398	37.875	2'36.418	216,9	17:34'13.319
10	45.673	42.118	1'24.202	30.406	3'22.399	163,4	17:37'35.718
11	28.386	23.226	34.389	27.363	1'53.364	232,3	17:39'29.082
12	27.589	22.687	34.334	27.270	1'51.880	233,8	17:41'20.962
13	27.842	22.258	34.295	27.413	1'51.808	232,8	17:43'12.770
14	27.333	22.264	34.769	27.949	1'52.315	228,8	17:45'05.085

Race Time 31'26.630

77 T. BARNARD (1'50.176)							
Lap	Seg.1	Seg.2	Seg.3	Seg.4	Lap Time	km/h	Local Time
1		32.746	40.814	29.538	2'19.892		17:15'58.347
2	39.274	33.398	50.883	39.499	2'43.054	216,0	17:18'41.401
3	41.052	37.310	1'20.601	49.535	3'28.498	190,8	17:22'09.899
4	27.993	23.024	34.301	27.292	1'52.610	231,3	17:24'02.509
5	27.583	21.976	33.905	27.279	1'50.743	228,8	17:25'53.252
6	27.402	22.186	33.911	27.374	1'50.873	230,3	17:27'44.125
7	27.481	21.962	33.624	27.339	1'50.406	230,8	17:29'34.531
8	27.047	21.784	41.120	30.047	1'59.998	227,8	17:31'34.529
9	36.438	31.788	51.383	37.640	2'37.249	213,9	17:34'11.778
10	45.833	42.460	1'24.152	31.036	3'23.481	159,3	17:37'35.259
11	27.898	22.512	34.413	27.469	1'52.292	229,3	17:39'27.551
12	27.470	22.090	33.937	27.234	1'50.731	229,3	17:41'18.282
13	26.994	21.882	33.968	27.332	1'50.176	236,3	17:43'08.458
14	27.259	21.991	34.041	27.381	1'50.672	231,8	17:44'59.130

Race Time 31'20.675

78 V. BLOKINA (1'51.597)							
Lap	Seg.1	Seg.2	Seg.3	Seg.4	Lap Time	km/h	Local Time
1		41.590	42.475	31.138	2'36.382		17:16'14.837
2	36.952	31.628	49.963	42.185	2'40.728	202,2	17:18'55.565
3	40.051	35.779	1'19.965	43.814	3'19.609	191,5	17:22'15.174
4	27.934	23.559	35.570	27.645	1'54.708	228,8	17:24'09.882



ACI Racing Weekend Mugello, 22-23 Ottobre 2022

Italian F4 Championship - Chronological Analysis Race 3

Start at 17:13'38.455

5 / 5

Lap	Seg.1	Seg.2	Seg.3	Seg.4	Lap Time	km/h	Local Time
5	27.974	22.907	34.803	27.693	1'53.377	230,8	17:26'03.259
6	28.024	23.993	35.927	27.704	1'55.648	229,8	17:27'58.907
7	27.377	22.411	34.173	27.812	1'51.773	225,5	17:29'50.680
8	28.279	25.624	42.477	30.372	2'06.752	227,8	17:31'57.432
9	32.338	27.126	50.706	40.029	2'30.199	204,5	17:34'27.631
10	45.639	39.753	1'18.978	29.826	3'14.196	138,3	17:37'41.827
11	28.073	23.104	34.531	27.583	1'53.291	232,3	17:39'35.118
12	27.486	22.717	35.080	27.471	1'52.754	227,4	17:41'27.872
13	27.397	22.550	34.155	27.495	1'51.597	231,8	17:43'19.469
14	27.807	22.633	34.720	27.636	1'52.796	232,3	17:45'12.265
Race Time 31'33.810							

97 N. KOOLEN (1'52.763)							
Lap	Seg.1	Seg.2	Seg.3	Seg.4	Lap Time	km/h	Local Time
1		42.682	41.938	31.932	2'39.597		17:16'18.052
2	35.947	31.573	49.988	42.012	2'39.520	207,7	17:18'57.572
3	39.879	35.862	1'19.754	43.888	3'19.383	183,1	17:22'16.955
4	28.370	23.234	35.105	27.524	1'54.233	223,1	17:24'11.188
5	27.917	22.863	35.064	27.795	1'53.639	231,3	17:26'04.827
6	27.495	23.101	36.089	27.765	1'54.450	230,3	17:27'59.277
7	27.805	22.668	34.700	27.611	1'52.784	227,8	17:29'52.061
8	28.145	25.602	42.270	30.910	2'06.927	226,9	17:31'58.988
9	32.879	26.552	50.150	39.742	2'29.323	195,7	17:34'28.311
10	46.619	39.200	1'18.409	29.874	3'14.102	118,6	17:37'42.413
11	27.862	23.640	35.635	27.675	1'54.812	229,8	17:39'37.225
12	27.683	22.869	35.303	27.653	1'53.508	226,9	17:41'30.733
13	27.826	22.850	35.199	27.696	1'53.571	224,1	17:43'24.304
14	27.889	22.681	34.663	27.530	1'52.763	225,0	17:45'17.067
Race Time 31'38.612							

79 G. MARKOGIANNIS (1'52.861)							
Lap	Seg.1	Seg.2	Seg.3	Seg.4	Lap Time	km/h	Local Time
1		42.875	41.653	32.032	2'40.097		17:16'18.552
2	36.223	31.498	49.763	42.241	2'39.725	203,0	17:18'58.277
3	39.569	36.528	1'19.395	43.276	3'18.768	178,8	17:22'17.045
4	27.869	22.830	35.363	27.792	1'53.854	226,9	17:24'10.899
5	27.931	22.770	35.134	27.918	1'53.753	227,8	17:26'04.652
6	28.081	22.925	36.952	27.863	1'55.821	224,1	17:28'00.473
7	27.893	22.660	35.048	27.765	1'53.366	226,4	17:29'53.839
8	28.022	25.393	41.853	31.217	2'06.485	225,9	17:32'00.324
9	32.855	26.294	50.062	40.043	2'29.254	193,5	17:34'29.578
10	47.142	39.168	1'17.541	30.271	3'14.122	124,4	17:37'43.700
11	28.305	23.143	35.297	27.624	1'54.369	227,4	17:39'38.069
12	28.437	23.459	35.615	27.640	1'55.151	230,8	17:41'33.220
13	27.946	22.615	35.009	27.812	1'53.382	225,9	17:43'26.602
14	27.719	22.528	34.870	27.744	1'52.861	224,5	17:45'19.463
Race Time 31'41.008							

98 J. MACHIELS (1'51.636)							
Lap	Seg.1	Seg.2	Seg.3	Seg.4	Lap Time	km/h	Local Time
1		43.037	41.729	32.045	2'40.756		17:16'19.211
2	37.077	30.812	49.881	42.594	2'40.364	200,7	17:18'59.575
3	40.233	35.692	1'18.699	43.380	3'18.004	183,4	17:22'17.579
4	28.135	23.005	35.244	27.833	1'54.217	225,0	17:24'11.796
5	28.004	22.857	35.179	27.680	1'53.720	226,4	17:26'05.516
6	27.748	22.753	36.216	27.679	1'54.396	232,3	17:27'59.912
7	27.541	22.538	34.687	27.566	1'52.332	228,3	17:29'52.244
8	27.457	25.518	42.376	30.430	2'05.781	230,3	17:31'58.025
9	33.394	26.368	50.238	39.949	2'29.949	194,2	17:34'27.974
10	46.493	39.036	1'18.836	29.765	3'14.130	127,5	17:37'42.104
11	28.086	23.572	35.447	27.677	1'54.782	228,8	17:39'36.886
12	27.591	22.330	34.085	27.683	1'51.689	222,7	17:41'28.575
13	27.968	22.739	34.351	27.804	1'52.862	228,3	17:43'21.437
14	27.421	22.482	34.171	27.562	1'51.636	225,0	17:45'13.073
Race Time 31'34.618							

83 M. WEUG (1'51.170)							
Lap	Seg.1	Seg.2	Seg.3	Seg.4	Lap Time	km/h	Local Time
1		29.417	40.610	29.562	2'15.888		17:15'54.343
2	40.271	33.259	51.145	39.154	2'43.829	218,6	17:18'38.172
3	41.388	37.246	1'20.886	51.582	3'31.102	178,8	17:22'09.274
4	28.302	22.949	34.510	27.755	1'53.516	227,8	17:24'02.790
5	27.735	22.517	34.458	27.505	1'52.215	230,8	17:25'55.005
6	27.422	22.128	34.077	27.543	1'51.170	224,5	17:27'46.175
7	27.740	22.270	34.247	27.990	1'52.247	223,1	17:29'38.422
8	28.226	23.066	39.969	30.751	2'02.012	224,5	17:31'40.434
9	34.588	30.976	51.564	38.265	2'35.393	215,1	17:34'15.827
10	45.582	42.102	1'23.383	29.870	3'20.937	164,6	17:37'36.764
11	27.969	23.176	34.833	27.567	1'53.545	226,9	17:39'30.309
12	27.909	22.858	34.453	27.608	1'52.828	226,4	17:41'23.137
13	28.033	22.341	34.471	27.553	1'52.398	224,5	17:43'15.535
14	27.612	22.355	34.748	27.737	1'52.452	223,1	17:45'07.987
Race Time 31'29.532							

99 J. CARRASQUEDO (1'51.236)							
Lap	Seg.1	Seg.2	Seg.3	Seg.4	Lap Time	km/h	Local Time
1		35.337	41.796	30.642	2'25.942		17:16'04.397
2	36.668	33.945	49.862	40.604	2'41.079	207,3	17:18'45.476
3	40.378	38.430	1'19.497	48.023	3'26.328	198,5	17:22'11.804
4	28.259	22.977	34.719	27.428	1'53.383	223,1	17:24'05.187
5	27.514	22.915	34.827	27.769	1'53.025	231,3	17:25'58.212
6	27.529	22.196	34.009	27.502	1'51.236	224,5	17:27'49.448
7	27.349	22.208	34.339	27.838	1'51.734	225,0	17:29'41.182
8	27.264	23.362	44.535	31.054	2'06.215	225,5	17:31'47.397
9	30.627	31.572	50.822	39.136	2'32.157	213,4	17:34'19.554
10	44.987	41.367	1'22.465	29.331	3'18.150	180,3	17:37'37.704
11	27.986	22.910	34.934	27.525	1'53.355	230,8	17:39'31.059
12	27.552	23.061	34.454	27.545	1'52.612	229,8	17:41'23.671
13	27.984	22.887	34.209	27.565	1'52.645	229,3	17:43'16.316
14	27.528	22.424	34.687	27.624	1'52.263	231,3	17:45'08.579
Race Time 31'30.124							

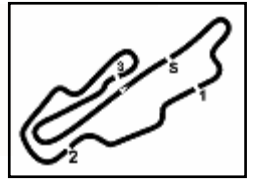
89 I. DOMINGUES (1'52.755)							
Lap	Seg.1	Seg.2	Seg.3	Seg.4	Lap Time	km/h	Local Time
1		36.723	41.130	30.982	2'27.658		17:16'06.113
2	36.516	33.747	49.786	40.776	2'40.825	208,9	17:18'46.938
3	40.128	38.674	1'19.255	47.147	3'25.204	192,9	17:22'12.142
4	27.497	22.702	34.987	27.569	1'52.755	232,8	17:24'04.897
Race Time 10'26.442							

96 J. CASTRO (1'52.634)							
Lap	Seg.1	Seg.2	Seg.3	Seg.4	Lap Time	km/h	Local Time
1		37.746	40.237	31.335	2'28.474		17:16'06.929
2	36.593	33.609	49.759	40.918	2'40.879	205,3	17:18'47.808
3	40.177	38.401	1'19.151	46.904	3'24.633	184,9	17:22'12.441
4	28.194	23.193	34.589	27.551	1'53.527	228,3	17:24'05.968
5	27.489	22.492	34.909	27.744	1'52.634	226,9	17:25'58.602
6	27.817	22.354	35.213	27.778	1'53.162	228,8	17:27'51.764
7	28.283	22.785	34.363	27.579	1'53.010	222,7	17:29'44.774
Race Time 16'06.319							

23/10/2022

P = Pits In/Out - C = Lap Time Cancelled





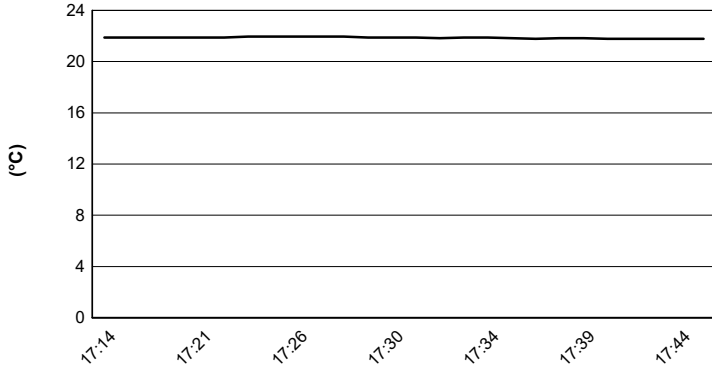
Aut.Int. Mugello 5.245 m

ACI Racing Weekend Mugello, 22-23 Ottobre 2022

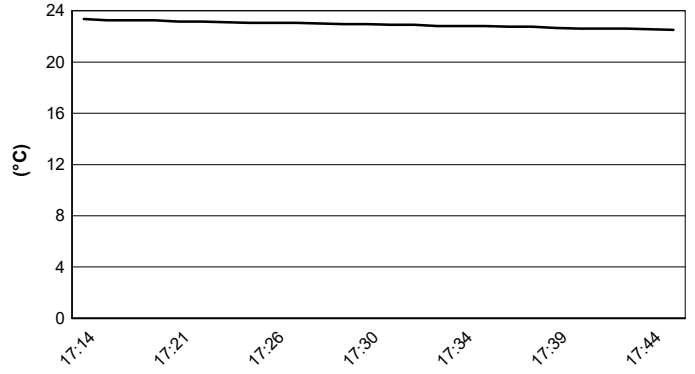
Italian F4 Championship - Weather Report Race 3

Session started 17:14 - Session ended 17:46

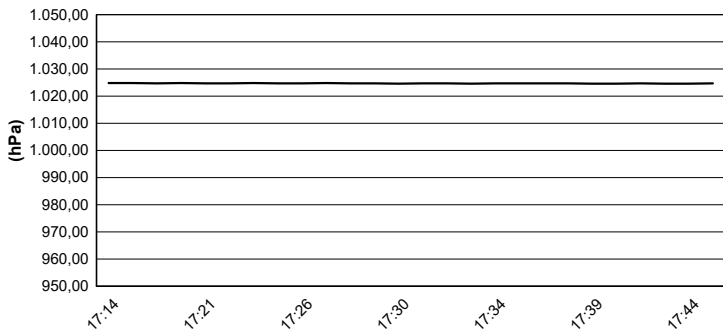
Air Temperature



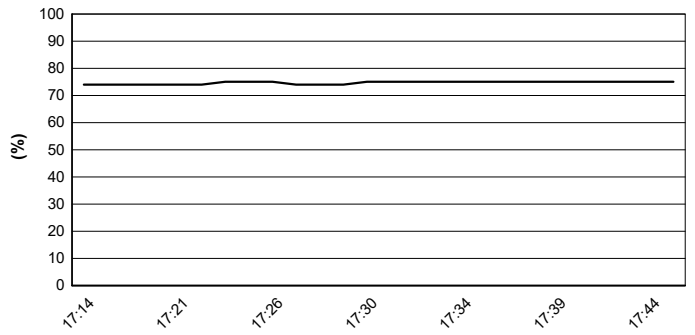
Track Temperature



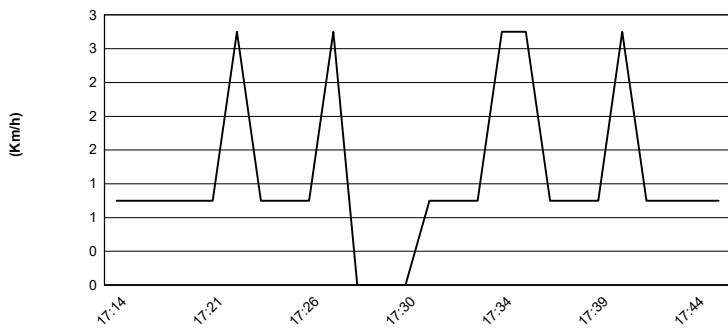
Air Pressure



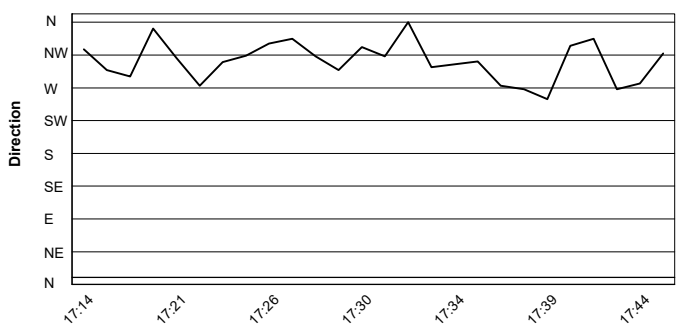
Humidity



Wind Speed

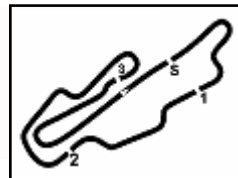


Wind Direction



23/10/2022





Aut.Int. Mugello 5.245 m

ACI Racing Weekend Mugello, 22-23 Ottobre 2022
Italian F4 Championship - Starting Grid Race 3 (Duration: 30' +1 Lap)

21	21	FRASSINETI A. Cars Racing	Tatuus 1'51.496	98	MACHIELS J. Monlau Motorsport	Tatuus 1'55.740
20	36	AKHMED I. AKM Motorsport	Tatuus 1'53.114	39	LIU Q. AKM Motorsport	Tatuus 1'50.251
19	79	MARKOGIANNIS G. Cram Motorsport	Tatuus 1'51.111	97	KOOLEN N. Monlau Motorsport	Tatuus 1'50.531
18	14	LUND F. R-ACE GP	Tatuus 1'50.504	78	BLOKINA V. PHM Racing	Tatuus 1'50.465
17	8	MASCHIO G. R-ACE GP	Tatuus 1'50.345	26	BHIROMBHAKDI N. Jenzer Motorsport	Tatuus 1'50.175
16	41	RIED J. PHM Racing	Tatuus 1'50.101	27	ISCHER E. Jenzer Motorsport	Tatuus 1'49.944
15	23	PARTYSHEV O. Jenzer Motorsport	Tatuus 1'49.939	19	KARLSSON W. BVM Racing	Tatuus 1'49.921
14	89	DOMINGUES I. Iron Lynx	Tatuus 1'49.750	48	SPERANDIO E. Maffi Racing	Tatuus 1'49.738
13	96	CASTRO J. Van Amersfoort Racing	Tatuus 1'49.731	47	LACORTE N. Iron Lynx	Tatuus 1'49.690
12	11	PERINO P. US Racing	Tatuus 1'49.673	99	CARRASQUEDO J. Monlau Motorsport	Tatuus 1'49.456
11	9	SPINA A. BVM Racing	Tatuus 1'49.451	28	KLUSS V. Jenzer Motorsport	Tatuus 1'49.436
10	77	BARNARD T. PHM Racing	Tatuus 1'49.295	15	BEDRIN N. PHM Racing	Tatuus 1'49.292
9	20	LAURSEN C. Prema Racing	Tatuus 1'49.159	38	RINICELLA V. AKM Motorsport	Tatuus 1'49.157
8	17	FITTIPALDI E. Van Amersfoort Racing	Tatuus 1'49.082	13	WHARTON J. Prema Racing	Tatuus 1'49.058
7	31	LINDBLAD A. Van Amersfoort Racing	Tatuus 1'49.053	52	AMAND M. US Racing	Tatuus 1'49.052
6	83	WEUG M. Iron Dames	Tatuus 1'49.007	69	BOHRA A. US Racing	Tatuus 1'48.924
5	33	BADOER B. Van Amersfoort Racing	Tatuus 1'48.908	34	STENSHORNE M. Van Amersfoort Racing	Tatuus 1'48.824
4	44	BOHRA N. US Racing	Tatuus 1'48.711	7	WURZ C. Prema Racing	Tatuus 1'48.598
3	22	DUNNE A. US Racing	Tatuus 1'48.547	37	SZTUKA K. US Racing	Tatuus 1'48.465
2	3	UGOCHUKWU U. Prema Racing	Tatuus 1'48.460	12	ANTONELLI K. Prema Racing	Tatuus 1'48.281
1	88	CAMARA R. Prema Racing	Tatuus 1'48.248			

The driver n. 21 (Frassinetti A.) drop 5 positions for Stewards decision n. 15
 The driver n. 39 (Liu Q.) drop 5 positions for Stewards decision n. 19

23/10/2022 Stewards

