

ACI Racing Weekend Imola, 3-4 Settembre 2022

TCR Italy - Classifica Qualifiche

Imola Circuit 4.909 m

1 / 2

Num.	Conduttore	Naz	Concorrente	Team	Auto	Classe	Tempo	Dist.	Rel.	Giri
1	14 IANNOTTA Marco	ITA	Iannotta Marco	MM Motorsport	Honda Civic FK7 H70	TCR	1'51.302			10
2	22 LANGEVELD Niels	NLD	Target	Target	Hyundai Elantra TCR	TCR	1'51.583	0.281	0.281	10
3	33 TAMBURINI Carlo	ITA	Tamburini Antonio	MM Motorsport	Honda Civic FK7 H70	TCR	1'51.678	0.376	0.095	9
4	23 VAHTEL Mattias	EST	ALM Motorsport	ALM Motorsport	Honda Civic FK7 H70	TCR	1'51.747	0.445	0.069	10
5	56 BRUSA Cesare	ITA	Target	Target	Hyundai i30 N TCR	TCR	1'51.757	0.455	0.010	9
6	4 TAVANO Salvatore	ITA	Tavano Salvatore	Girasole	Cupra Leon Competicion	TCR	1'51.905	0.603	0.148	10
7	8 BABUIN Denis	ITA	Babuini Denis		Audi RS3 LMS TCR	TCR	1'51.911	0.609	0.006	10
8	9 POLONI Matteo	ITA	Poloni Matteo	BF Motorsport	Audi RS3 LMS TCR	TCR	1'51.940	0.638	0.029	8
9	32 JELMINI Felice	ITA	Jelmini Felice		Hyundai Elantra TCR	TCR	1'51.949	0.647	0.009	11
10	27 VOLT Ruben	EST	ALM Motorsport	ALM Motorsport	Honda Civic FK7 H70	TCR	1'52.067	0.765	0.118	11
11	44 IMBERTI Michele	ITA	Imberti Michele		Hyundai i30 N TCR	TCR	1'52.089	0.787	0.022	10
12	15 BALDAN Nicola	ITA	Baldan Nicola	Elite Motorsport	Audi RS3 LMS TCR	TCR	1'52.320	1.018	0.231	10
13	16 CLAIRET Jimmy	FRA	Clairret Jimmy	Team Clairret Sport	Peugeot 308 TCR	TCR	1'52.392	1.090	0.072	11
14	5 BISSA Manuel	ITA	Bissa Manuel	MM Motorsport	Honda Civic FK7 H70	TCR	1'52.562	1.260	0.170	11
15	39 ANTTI Rammo	EST	ALM Motorsport	ALM Motorsport	Honda Civic FK7 H70	TCR	1'52.568	1.266	0.006	10
16	19 FERNÁNDEZ Felipe	ESP	Auto Club RC2 Valles	Auto Club RC2 Valles	Audi RS3 LMS TCR	TCR	1'52.775	1.473	0.207	11
17	37 LOPÉZ Sergio	VEN	Auto Club RC2 Valles	Auto Club RC2 Valles	Cupra Leon Competicion	TCR	1'52.790	1.488	0.015	12
18	18 VENTAJA Stéphane	FRA	Ventaja Stéphane	Team Clairret Sport	Audi RS3 LMS TCR	TCR	1'53.030	1.728	0.240	12
19	20 RAFFAELE Francesca	ITA	Target	Target	Hyundai i30 N TCR	TCR	1'53.109	1.807	0.079	11
20	74 CAPPELLO Edoardo	ITA	Target	Target	Hyundai i30 N TCR	TCR	1'53.179	1.877	0.070	10
21	47 CARMINATI Ettore	ITA	Carminati Ettore		Hyundai i30 N TCR	TCR	1'53.217	1.915	0.038	9
22	3 GURRIERI Raffaele	ITA	Gurrieri Raffaele	Girasole	Cupra Leon Competicion	TCR	1'53.247	1.945	0.030	10
23	21 GUIDA Nicola	ITA	Guida Nicola	Girasole	Cupra Leon Competicion	TCR	1'53.415	2.113	0.168	10
24	12 FERNÁNDEZ Rubén	ESP	Auto Club RC2 Valles	Auto Club RC2 Valles	Audi RS3 LMS TCR	TCR	1'53.543	2.241	0.128	12
25	6 RANGONI Luca	ITA	Rangoni Luca	TecnodomSport	Fiat Tipo	TCR	1'53.595	2.293	0.052	9
26	11 REDUZZI Damiano	ITA	Reduzzi Damiano	Trico WRT	Hyundai i30 N TCR	TCR	1'54.035	2.733	0.440	9
27	34 ZANARDINI Mirko	ITA	Aggressive Team Italia	Aggressive Team Italia	Hyundai Elantra TCR	TCR	1'54.168	2.866	0.133	12
28	64 LOSONCZY Levente	HUN	Aggressive Team Italia	Aggressive Team Italia	Hyundai Elantra TCR	TCR	1'54.304	3.002	0.136	10
29	96 GIACON Steven	ITA	Giacon Steven	TecnodomSport	Audi TCR DSG	TCDS	1'54.935	3.633	0.631	9
30	81 DI MARE Sabatino	ITA	Di Mare Sabatino	Sc. Vesuvio	Cupra TCR DSG	TCDS	1'55.035	3.733	0.100	9
31	41 FERNÁNDEZ Victor	ESP	Auto Club RC2 Valles	Auto Club RC2 Valles	Cupra Leon Competicion	TCR	1'55.085	3.783	0.050	10
32	85 MASSARO Rodolfo	ITA	Massaro Rodolfo	Elite Motorsport	Audi TCR DSG	TCDS	1'55.614	4.312	0.529	8
33	90 TRENTIN Mauro	ITA	Trentin Mauro	Elite Motorsport	Audi TCR DSG	TCDS	1'55.730	4.428	0.116	12
34	98 BERGONZINI Matteo	ITA	Bergonzini Matteo	BF Motorsport	Cupra TCR DSG	TCDS	1'56.236	4.934	0.506	10
35	99 FANTILLI Giorgio	ITA	Fantilli Giorgio		Cupra TCR DSG	TCDS	1'58.810	7.508	2.574	10
36	77 PUSSIER Sylvain	FRA	Pussier Sylvain	SP Competicion	Cupra Leon Competicion	TCR				4
37	61 GHERMANDI Giacomo	ITA	Lema Racing		Cupra Leon Seq	TCR				2

 Tempo di Qualificazione: (117% di 1'51.521): **2'10.480**

Umidità	69%	ARIA	23°C
Condizioni	DRY	Pista	28°C

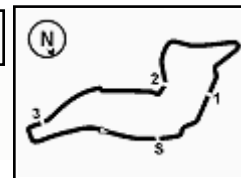
Direttore di Gara : Massimiliano Ghinassi

Direttore di Prova : Gianluca Marotta

Inizio	Fine
03/09/2022 10:35	11:12

Esposta alle:




ACI Racing Weekend Imola, 3-4 Settembre 2022
TCR Italy - Classifica Qualifiche
Penalty and Infringement

10.40	61	G. GHERMANDI	Time Deleted (2'01.730) - Exceeded Track Limits - Turn 13
10.40	16	J. CLAIRET	Time Deleted (1'55.023) - Exceeded Track Limits - Turn 9
10.40	34	M. ZANARDINI	Time Deleted (1'55.605) - Exceeded Track Limits - Turn 9
10.41	32	F. JELMINI	Time Deleted (1'52.756) - Exceeded Track Limits - Turn 9
10.54	11	D. REDUZZI	Time Deleted (2'27.088) - Exceeded Track Limits - Turn 9
10.54	6	L. RANGONI	Time Deleted (2'24.509) - Exceeded Track Limits - Turn 9
10.55	33	C. TAMBURINI	Time Deleted (1'52.430) - Exceeded Track Limits - Turn 9
10.56	4	S. TAVANO	Time Deleted (1'52.835) - Exceeded Track Limits - Turn 14
10.56	3	R. GURRIERI	Time Deleted (1'54.037) - Exceeded Track Limits - Turn 9
10.57	64	L. LOSONCZY	Time Deleted (1'53.596) - Exceeded Track Limits - Turn 9
10.57	20	F. RAFFAELE	Time Deleted (1'53.197) - Exceeded Track Limits - Turn 9
10.58	37	S. LOPÉZ	Time Deleted (2'52.454) - Exceeded Track Limits - Turn 13
10.59	41	V. FERNÁNDEZ	Time Deleted (1'55.472) - Exceeded Track Limits - Turn 15
10.59	3	R. GURRIERI	Time Deleted (1'52.919) - Exceeded Track Limits - Turn 9
10.59	56	C. BRUSA	Time Deleted (2'09.732) - Exceeded Track Limits - Turn 9
10.59	21	N. GUIDA	Time Deleted (2'18.360) - Exceeded Track Limits - Turn 9
11.00	81	S. DI MARE	Time Deleted (1'59.376) - Exceeded Track Limits - Turn 9
11.01	18	S. VENTAJA	Time Deleted (3'37.071) - Exceeded Track Limits - Turn 9
11.04	6	L. RANGONI	Time Deleted (2'17.776) - Exceeded Track Limits - Turn 9
11.06	11	D. REDUZZI	Time Deleted (1'58.394) - Exceeded Track Limits - Turn 9
11.06	15	N. BALDAN	Time Deleted (1'52.176) - Exceeded Track Limits - Turn 9
11.06	32	F. JELMINI	Time Deleted (2'26.618) - Exceeded Track Limits - Turn 9
11.07	3	R. GURRIERI	Time Deleted (1'52.620) - Exceeded Track Limits - Turn 9
11.08	11	D. REDUZZI	Time Deleted (1'53.971) - Exceeded Track Limits - Turn 9
11.08	64	L. LOSONCZY	Time Deleted (1'54.155) - Exceeded Track Limits - Turn 9
11.09	22	N. LANGEVELD	Current Lap Deleted - Exceeded Track Limits - Turn 15
11.09	11	D. REDUZZI	Current Lap Deleted - Exceeded Track Limits - Turn 9
11.10	6	L. RANGONI	Current Lap Deleted - Exceeded Track Limits - Turn 9

Fastest Laps Sequence

Num.	Concorrente	Naz	Team	Auto	Local Time	Tempo	Dist.	Media
22	N. LANGEVELD	NLD	Target	Hyundai Elantra TCR	10:39'17.104	1'53.007		156,383
22	N. LANGEVELD	NLD	Target	Hyundai Elantra TCR	10:41'09.612	1'52.508	-0.499	157,077
14	M. IANNOTTA	ITA	MM Motorsport	Honda Civic FK7 H70	10:56'06.265	1'52.477	-0.031	157,120
22	N. LANGEVELD	NLD	Target	Hyundai Elantra TCR	10:56'16.179	1'51.856	-0.621	157,992
22	N. LANGEVELD	NLD	Target	Hyundai Elantra TCR	10:58'07.983	1'51.804	-0.052	158,066
56	C. BRUSA	ITA	Target	Hyundai i30 N TCR	10:58'10.277	1'51.757	-0.047	158,132
33	C. TAMBURINI	ITA	MM Motorsport	Honda Civic FK7 H70	10:59'47.399	1'51.678	-0.079	158,244
14	M. IANNOTTA	ITA	MM Motorsport	Honda Civic FK7 H70	10:59'49.695	1'51.540	-0.138	158,440
14	M. IANNOTTA	ITA	MM Motorsport	Honda Civic FK7 H70	11:07'29.848	1'51.302	-0.238	158,779

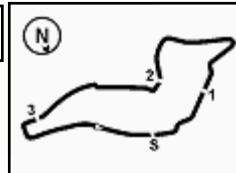
Direttore di Gara : Massimiliano Ghinassi

Direttore di Prova : Gianluca Marotta

 Inizio 03/09/2022 10:35
 Fine 11:12

Esposta alle:





ACI Racing Weekend Imola, 3-4 Settembre 2022

TCR Italy - Best Sectors & Speed Qualifiche

MIGLIOR GIRO

1	14 IANNOTTA Marco	Honda Civic FK7 H70	1'51.302
2	22 LANGEVELD Niels	Hvundai Elantra TCR	1'51.583
3	33 TAMBURINI Carlo	Honda Civic FK7 H70	1'51.678
4	23 VAHTEL Mattias	Honda Civic FK7 H70	1'51.747
5	56 BRUSA Cesare	Hvundai i30 N TCR	1'51.757
6	4 TAVANO Salvatore	Cupra Leon Competicion	1'51.905
7	8 BABUIN Denis	Audi RS3 LMS TCR	1'51.911
8	9 POLONI Matteo	Audi RS3 LMS TCR	1'51.940
9	32 JELMINI Felice	Hvundai Elantra TCR	1'51.949
10	27 VOLT Ruben	Honda Civic FK7 H70	1'52.067
11	44 IMBERTI Michele	Hvundai i30 N TCR	1'52.089
12	15 BALDAN Nicola	Audi RS3 LMS TCR	1'52.320
13	16 CLAIRET Jimmy	Peugeot 308 TCR	1'52.392
14	5 BISSA Manuel	Honda Civic FK7 H70	1'52.562
15	39 ANTTI Rammo	Honda Civic FK7 H70	1'52.568
16	19 FERNÁNDEZ Felipe	Audi RS3 LMS TCR	1'52.775
17	37 LOPEZ Sergio	Cupra Leon Competicion	1'52.790
18	18 VENTAJA Stéphane	Audi RS3 LMS TCR	1'53.030
19	20 RAFFAELE Francesca	Hvundai i30 N TCR	1'53.109
20	74 CAPPELLO Edoardo	Hvundai i30 N TCR	1'53.179
21	47 CARMINATI Ettore	Hvundai i30 N TCR	1'53.217
22	3 GURRIERI Raffaele	Cupra Leon Competicion	1'53.247
23	21 GUIDA Nicola	Cupra Leon Competicion	1'53.415
24	12 FERNÁNDEZ Rubén	Audi RS3 LMS TCR	1'53.543
25	6 RANGONI Luca	Fiat Tipo	1'53.595
26	11 REDUZZI Damiano	Hvundai i30 N TCR	1'54.035
27	34 ZANARDINI Mirko	Hvundai Elantra TCR	1'54.168
28	64 LOSONCZY Levente	Hvundai Elantra TCR	1'54.304
29	96 GIACON Steven	Audi TCR DSG	1'54.935
30	81 DI MARE Sabatino	Cupra TCR DSG	1'55.035
31	41 FERNÁNDEZ Victor	Cupra Leon Competicion	1'55.085
32	85 MASSARO Rodolfo	Audi TCR DSG	1'55.614
33	90 TRENTIN Mauro	Audi TCR DSG	1'55.730
34	98 BERGONZINI Matteo	Cupra TCR DSG	1'56.236
35	99 FANTILLI Giorgio	Cupra TCR DSG	1'58.810
36	61 GHERMANDI Giacomo	Cupra Leon Sea	
37	77 PUSSIER Sylvain	Cupra Leon Competicion	

SPEED

1	8 BABUIN Denis	Audi RS3 LMS TCR	248,3
2	15 BALDAN Nicola	Audi RS3 LMS TCR	247,7
3	19 FERNÁNDEZ Felipe	Audi RS3 LMS TCR	247,7
4	9 POLONI Matteo	Audi RS3 LMS TCR	247,1
5	12 FERNÁNDEZ Rubén	Audi RS3 LMS TCR	246,6
6	3 GURRIERI Raffaele	Cupra Leon Competicion	246,6
7	18 VENTAJA Stéphane	Audi RS3 LMS TCR	245,5
8	5 BISSA Manuel	Honda Civic FK7 H70	244,9
9	16 CLAIRET Jimmy	Peugeot 308 TCR	244,3
10	39 ANTTI Rammo	Honda Civic FK7 H70	243,8
11	6 RANGONI Luca	Fiat Tipo	243,2
12	14 IANNOTTA Marco	Honda Civic FK7 H70	243,2
13	4 TAVANO Salvatore	Cupra Leon Competicion	243,2
14	20 RAFFAELE Francesca	Hvundai i30 N TCR	243,2
15	56 BRUSA Cesare	Hvundai i30 N TCR	243,2
16	74 CAPPELLO Edoardo	Hvundai i30 N TCR	242,7
17	85 MASSARO Rodolfo	Audi TCR DSG	242,7
18	23 VAHTEL Mattias	Honda Civic FK7 H70	242,7
19	47 CARMINATI Ettore	Hvundai i30 N TCR	242,7
20	37 LOPEZ Sergio	Cupra Leon Competicion	242,2
21	21 GUIDA Nicola	Cupra Leon Competicion	242,2
22	22 LANGEVELD Niels	Hvundai Elantra TCR	241,6
23	90 TRENTIN Mauro	Audi TCR DSG	241,6
24	34 ZANARDINI Mirko	Hvundai Elantra TCR	241,6
25	44 IMBERTI Michele	Hvundai i30 N TCR	241,1
26	33 TAMBURINI Carlo	Honda Civic FK7 H70	241,1
27	77 PUSSIER Sylvain	Cupra Leon Competicion	240,5
28	27 VOLT Ruben	Honda Civic FK7 H70	240,5
29	32 JELMINI Felice	Hvundai Elantra TCR	240,0
30	11 REDUZZI Damiano	Hvundai i30 N TCR	239,5
31	41 FERNÁNDEZ Victor	Cupra Leon Competicion	239,5
32	96 GIACON Steven	Audi TCR DSG	239,5
33	64 LOSONCZY Levente	Hvundai Elantra TCR	237,9
34	81 DI MARE Sabatino	Cupra TCR DSG	237,4
35	98 BERGONZINI Matteo	Cupra TCR DSG	236,8
36	99 FANTILLI Giorgio	Cupra TCR DSG	235,8

SEG. 1

1	14 IANNOTTA Marco	23.100
2	23 VAHTEL Mattias	23.147
3	56 BRUSA Cesare	23.176
4	9 POLONI Matteo	23.184
5	22 LANGEVELD Niels	23.236
6	27 VOLT Ruben	23.247
7	5 BISSA Manuel	23.265
8	8 BABUIN Denis	23.273
9	37 LOPEZ Sergio	23.285
10	3 GURRIERI Raffaele	23.291
11	33 TAMBURINI Carlo	23.297
12	39 ANTTI Rammo	23.316
13	4 TAVANO Salvatore	23.372
14	32 JELMINI Felice	23.429
15	16 CLAIRET Jimmy	23.452
16	15 BALDAN Nicola	23.489
17	44 IMBERTI Michele	23.489
18	20 RAFFAELE Francesca	23.534
19	6 RANGONI Luca	23.534
20	74 CAPPELLO Edoardo	23.579
21	18 VENTAJA Stéphane	23.585
22	19 FERNÁNDEZ Felipe	23.587
23	12 FERNÁNDEZ Rubén	23.612
24	47 CARMINATI Ettore	23.663
25	64 LOSONCZY Levente	23.736
26	21 GUIDA Nicola	23.759
27	77 PUSSIER Sylvain	23.815
28	34 ZANARDINI Mirko	23.818
29	85 MASSARO Rodolfo	23.897
30	90 TRENTIN Mauro	23.952
31	11 REDUZZI Damiano	23.988
32	61 GHERMANDI Giacomo	24.001
33	81 DI MARE Sabatino	24.072
34	98 BERGONZINI Matteo	24.098
35	41 FERNÁNDEZ Victor	24.105
36	96 GIACON Steven	24.195
37	99 FANTILLI Giorgio	24.423

SEG. 2

1	33 TAMBURINI Carlo	36.341
2	23 VAHTEL Mattias	36.473
3	22 LANGEVELD Niels	36.541
4	27 VOLT Ruben	36.568
5	32 JELMINI Felice	36.599
6	14 IANNOTTA Marco	36.628
7	56 BRUSA Cesare	36.722
8	39 ANTTI Rammo	36.744
9	15 BALDAN Nicola	36.784
10	44 IMBERTI Michele	36.815
11	4 TAVANO Salvatore	36.818
12	5 BISSA Manuel	36.864
13	19 FERNÁNDEZ Felipe	36.900
14	74 CAPPELLO Edoardo	36.946
15	8 BABUIN Denis	36.947
16	9 POLONI Matteo	36.966
17	12 FERNÁNDEZ Rubén	36.967
18	37 LOPEZ Sergio	36.981
19	18 VENTAJA Stéphane	37.053
20	16 CLAIRET Jimmy	37.075
21	64 LOSONCZY Levente	37.088
22	20 RAFFAELE Francesca	37.107
23	3 GURRIERI Raffaele	37.119
24	11 REDUZZI Damiano	37.222
25	34 ZANARDINI Mirko	37.293
26	47 CARMINATI Ettore	37.296
27	6 RANGONI Luca	37.297
28	21 GUIDA Nicola	37.527
29	81 DI MARE Sabatino	37.582
30	85 MASSARO Rodolfo	37.583
31	96 GIACON Steven	37.681
32	41 FERNÁNDEZ Victor	37.784
33	61 GHERMANDI Giacomo	37.787
34	98 BERGONZINI Matteo	37.981
35	90 TRENTIN Mauro	38.183
36	99 FANTILLI Giorgio	39.045
37	77 PUSSIER Sylvain	39.519

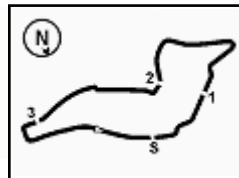
SEG. 3

1	22 LANGEVELD Niels	31.436
2	14 IANNOTTA Marco	31.653
3	15 BALDAN Nicola	31.656
4	32 JELMINI Felice	31.699
5	4 TAVANO Salvatore	31.746
6	16 CLAIRET Jimmy	31.765
7	27 VOLT Ruben	31.799
8	9 POLONI Matteo	31.811
9	8 BABUIN Denis	31.818
10	56 BRUSA Cesare	31.841
11	44 IMBERTI Michele	31.880
12	33 TAMBURINI Carlo	31.926
13	23 VAHTEL Mattias	31.930
14	21 GUIDA Nicola	31.931
15	5 BISSA Manuel	31.944
16	47 CARMINATI Ettore	31.973
17	39 ANTTI Rammo	31.976
18	20 RAFFAELE Francesca	31.978
19	3 GURRIERI Raffaele	32.037
20	19 FERNÁNDEZ Felipe	32.104
21	37 LOPEZ Sergio	32.167
22	6 RANGONI Luca	32.175
23	18 VENTAJA Stéphane	32.183
24	12 FERNÁNDEZ Rubén	32.213
25	74 CAPPELLO Edoardo	32.371
26	11 REDUZZI Damiano	32.479
27	64 LOSONCZY Levente	32.556
28	41 FERNÁNDEZ Victor	32.632
29	34 ZANARDINI Mirko	32.680
30	85 MASSARO Rodolfo	32.795
31	90 TRENTIN Mauro	32.860
32	98 BERGONZINI Matteo	32.996
33	96 GIACON Steven	33.077
34	81 DI MARE Sabatino	33.094
35	99 FANTILLI Giorgio	33.880
36	61 GHERMANDI Giacomo	33.945
37	77 PUSSIER Sylvain	34.959

SEG. 4

1	14 IANNOTTA Marco	19.778
2	23 VAHTEL Mattias	19.803
3	8 BABUIN Denis	19.824
4	44 IMBERTI Michele	19.856
5	16 CLAIRET Jimmy	19.860
6	56 BRUSA Cesare	19.867
7	39 ANTTI Rammo	19.886
8	74 CAPPELLO Edoardo	19.893
9	19 FERNÁNDEZ Felipe	19.900
10	5 BISSA Manuel	19.904
11	33 TAMBURINI Carlo	19.942
12	9 POLONI Matteo	19.944
13	4 TAVANO Salvatore	19.944
14	37 LOPEZ Sergio	19.951
15	22 LANGEVELD Niels	19.972
16	32 JELMINI Felice	19.989
17	27 VOLT Ruben	20.000
18	21 GUIDA Nicola	20.016
19	3 GURRIERI Raffaele	20.087
20	15 BALDAN Nicola	20.088
21	20 RAFFAELE Francesca	20.122
22	18 VENTAJA Stéphane	20.123
23	6 RANGONI Luca	20.145
24	34 ZANARDINI Mirko	20.174
25	11 REDUZZI Damiano	20.188
26	64 LOSONCZY Levente	20.208
27	96 GIACON Steven	20.224
28	47 CARMINATI Ettore	20.273
29	81 DI MARE Sabatino	20.287
30	12 FERNÁNDEZ Rubén	20.329
31	41 FERNÁNDEZ Victor	20.400
32	90 TRENTIN Mauro	20.426
33	85 MASSARO Rodolfo	20.480
34	98 BERGONZINI Matteo	20.535
35	99 FANTILLI Giorgio	20.860
36	61 GHERMANDI Giacomo	21.589
37	77 PUSSIER Sylvain	24.152





ACI Racing Weekend Imola, 3-4 Settembre 2022

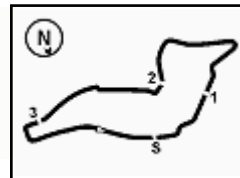
TCR Italy - Ideal Time Qualifiche

 Imola Circuit 4.909 m
1 / 2

Num. Conducente	Auto	Seg. 1	Seg. 2	Seg. 3	Seg. 4	Ideal Time			
		Diff. 1	Diff. 2	Diff. 3	Diff. 4	Miglior Giro	Pos.	Diff.	
1	14 IANNOTTA M. (ITA)	Honda Civic FK7 H70	23.100 +0.143	36.628	31.653	19.778	1'51.159 1'51.302	1	0.143
2	22 LANGEVELD N. (NLD)	Hyundai Elantra TCR	23.236 +0.232	36.541	31.436 +0.158	19.972 +0.008	1'51.185 1'51.583	2	0.398
3	23 VAHTEL M. (EST)	Honda Civic FK7 H70	23.147 +0.227	36.473 +0.167	31.930	19.803	1'51.353 1'51.747	4	0.394
4	33 TAMBURINI C. (ITA)	Honda Civic FK7 H70	23.297 +0.107	36.341	31.926	19.942 +0.065	1'51.506 1'51.678	3	0.172
5	56 BRUSA C. (ITA)	Hyundai i30 N TCR	23.176	36.722	31.841 +0.133	19.867 +0.018	1'51.606 1'51.757	5	0.151
6	27 VOLT R. (EST)	Honda Civic FK7 H70	23.247 +0.011	36.568 +0.128	31.799 +0.238	20.000 +0.076	1'51.614 1'52.067	10	0.453
7	32 JELMINI F. (ITA)	Hyundai Elantra TCR	23.429 +0.233	36.599	31.699	19.989	1'51.716 1'51.949	9	0.233
8	8 BABUIN D. (ITA)	Audi RS3 LMS TCR	23.273	36.947	31.818	19.824 +0.049	1'51.862 1'51.911	7	0.049
9	4 TAVANO S. (ITA)	Cupra Leon Competicion	23.372 +0.066	36.818	31.746 +1'00.146	19.944 +0.069	1'51.880 1'51.905	6	0.025
10	9 POLONI M. (ITA)	Audi RS3 LMS TCR	23.184	36.966	31.811	19.944 +0.035	1'51.905 1'51.940	8	0.035
11	39 ANTTI R. (EST)	Honda Civic FK7 H70	23.316 +0.223	36.744 +0.102	31.976 +0.227	19.886 +0.094	1'51.922 1'52.568	15	0.646
12	5 BISSA M. (ITA)	Honda Civic FK7 H70	23.265 +0.202	36.864 +0.243	31.944	19.904 +0.140	1'51.977 1'52.562	14	0.585
13	15 BALDAN N. (ITA)	Audi RS3 LMS TCR	23.489 +0.059	36.784 +0.208	31.656	20.088 +0.036	1'52.017 1'52.320	12	0.303
14	44 IMBERTI M. (ITA)	Hyundai i30 N TCR	23.489 +0.037	36.815 +0.012	31.880	19.856	1'52.040 1'52.089	11	0.049
15	16 CLAIRET J. (FRA)	Peugeot 308 TCR	23.452 +0.081	37.075 +0.040	31.765 +0.119	19.860	1'52.152 1'52.392	13	0.240
16	37 LOPÉZ S. (VEN)	Cupra Leon Competicion	23.285 +0.276	36.981	32.167 +0.028	19.951 +0.102	1'52.384 1'52.790	17	0.406
17	19 FERNÁNDEZ F. (ESP)	Audi RS3 LMS TCR	23.587	36.900	32.104 +0.284	19.900	1'52.491 1'52.775	16	0.284
18	3 GURRIERI R. (ITA)	Cupra Leon Competicion	23.291 +0.344	37.119 +0.231	32.037 +0.096	20.087 +0.042	1'52.534 1'53.247	22	0.713
19	20 RAFFAELE F. (ITA)	Hyundai i30 N TCR	23.534 +0.011	37.107 +0.029	31.978	20.122 +0.328	1'52.741 1'53.109	19	0.368
20	74 CAPPELLO E. (ITA)	Hyundai i30 N TCR	23.579 +0.020	36.946	32.371 +0.147	19.893 +0.223	1'52.789 1'53.179	20	0.390
21	18 VENTAJA S. (FRA)	Audi RS3 LMS TCR	23.585 +0.086	37.053	32.183	20.123	1'52.944 1'53.030	18	0.086
22	12 FERNÁNDEZ R. (ESP)	Audi RS3 LMS TCR	23.612 +0.224	36.967	32.213 +0.134	20.329 +0.064	1'53.121 1'53.543	24	0.422
23	6 RANGONI L. (ITA)	Fiat Tipo	23.534 +0.001	37.297	32.175 +0.174	20.145 +0.269	1'53.151 1'53.595	25	0.444
24	47 CARMINATI E. (ITA)	Hyundai i30 N TCR	23.663	37.296	31.973	20.273 +0.012	1'53.205 1'53.217	21	0.012
25	21 GUIDA N. (ITA)	Cupra Leon Competicion	23.759 +0.127	37.527 +0.055	31.931	20.016	1'53.233 1'53.415	23	0.182
26	64 LOSONCZY L. (HUN)	Hyundai Elantra TCR	23.736 +0.146	37.088 +0.514	32.556 +0.056	20.208	1'53.588 1'54.304	28	0.716
27	11 REDUZZI D. (ITA)	Hyundai i30 N TCR	23.988 +0.158	37.222	32.479	20.188	1'53.877 1'54.035	26	0.158
28	34 ZANARDINI M. (ITA)	Hyundai Elantra TCR	23.818 +0.035	37.293	32.680 +0.168	20.174	1'53.965 1'54.168	27	0.203
29	85 MASSARO R. (ITA)	Audi TCR DSG	23.897 +0.556	37.583 +0.299	32.795	20.480 +0.004	1'54.755 1'55.614	32	0.859
30	41 FERNÁNDEZ V. (ESP)	Cupra Leon Competicion	24.105 +0.164	37.784	32.632	20.400	1'54.921 1'55.085	31	0.164
31	81 DI MARE S. (ITA)	Cupra TCR DSG	24.072	37.582	33.094	20.287	1'55.035 1'55.035	30	
32	90 TARENTIN M. (ITA)	Audi TCR DSG	23.952	38.183 +0.146	32.860 +0.103	20.426 +0.060	1'55.421 1'55.730	33	0.309
33	98 BERGONZINI M. (ITA)	Cupra TCR DSG	24.098	37.981 +0.129	32.996 +0.345	20.535 +0.152	1'55.610 1'56.236	34	0.626

03/09/2022





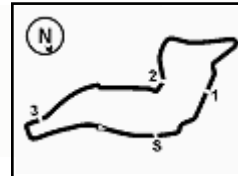
ACI Racing Weekend Imola, 3-4 Settembre 2022

TCR Italy - Ideal Time Qualifiche

 Imola Circuit 4.909 m
2 / 2

Num. Conducente	Auto	Seg. 1	Seg. 2	Seg. 3	Seg. 4	Ideal Time			
		Diff. 1	Diff. 2	Diff. 3	Diff. 4	Miglior Giro	Pos.	Diff.	
34	99 FANTILLI G. (ITA)	Cupra TCR DSG	24.423 +0.406	39.045 +0.109	33.880	20.860 +0.087	1'58.208	35	0.602
	61 GHERMANDI G. (ITA)	Cupra Leon Seq							
	77 PUSSIER S. (FRA)	Cupra Leon Competicion							
	96 GIACON S. (ITA)	Audi TCR DSG		Tratto Mancante			1'54.935		
Ideal Time Assoluto			23.100	36.341	31.436	19.778	1'50.655		





Imola Circuit 4.909 m

1 / 5

3 R. GURRIERI (1'53.247)

Giro	Seg.1	Seg.2	Seg.3	Seg.4	T. Giro	km/h	Local Time
1		43.724	36.770	22.138		151,7	10:37'35.316
2	27.155	42.738	36.458	43.503	2'29.854P	203,4	10:40'05.170
3	12'32.347	41.613	40.127	21.234	14'15.321P	136,0	10:54'20.491
4	23.830	37.633	32.202	20.087	1'53.752	241,6	10:56'14.243
5	23.635	37.350	32.133	20.129	1'53.247	243,2	10:58'07.490
6	23.582	37.239	32.037	20.061	1'52.919C	242,2	11:00'00.409
7	23.454	37.472	36.212	20.479	1'57.617	243,2	11:01'58.026
8	28.128	45.935	36.612	20.487	2'11.162	200,7	11:04'09.188
9	23.625	46.143	36.086	20.457	2'06.311	241,6	11:06'15.499
10	23.299	37.119	32.099	20.103	1'52.620C	244,9	11:08'08.119
11	23.291	39.110	45.402	22.053	2'09.856	246,6	11:10'17.975

5	41.987	40.464	37.252	22.374	2'22.077P	161,7	10:54'33.137
6	23.516	37.321	32.089	19.824	1'52.750	244,9	10:56'25.887
7	23.319	37.268	32.452	19.973	1'53.012	248,3	10:58'18.899
8	23.331	37.603	34.021	2'48.232	4'23.187P	248,3	11:02'42.086
9	40.742	39.539	33.525	20.230	2'14.036P	161,9	11:04'56.122
10	23.536	37.221	32.234	19.963	1'52.954	243,2	11:06'49.076
11	23.273	36.947	31.818	19.873	1'51.911	247,1	11:08'40.987

9 M. POLONI (1'51.940)

Giro	Seg.1	Seg.2	Seg.3	Seg.4	T. Giro	km/h	Local Time
1							10:35'38.800
2	1'18.559	42.950	41.055	1'59.847	4'42.411P	159,5	10:40'21.211
3	42.251	57.801	58.804	9'31.051	12'09.907P	160,0	10:52'31.118
4	1'15.930	51.106	37.921	20.301	3'05.258P	162,9	10:55'36.376
5	23.625	37.226	32.328	20.073	1'53.252	241,6	10:57'29.628
6	23.561	37.163	32.120	19.944	1'52.788	243,8	10:59'22.416
7	23.328	37.262	32.414	3'00.497	4'33.501P	244,3	11:03'55.917
8	40.532	41.210	33.378	23.393	2'18.513P	157,2	11:06'14.430
9	23.184	36.966	31.811	19.979	1'51.940	246,0	11:08'06.370

4 S. TAVANO (1'51.905)

Giro	Seg.1	Seg.2	Seg.3	Seg.4	T. Giro	km/h	Local Time
1		41.554	34.499	20.753		149,2	10:37'18.544
2	24.433	39.099	33.174	37.541	2'14.247P	236,8	10:39'32.791
3	2'34.564	1'03.445	46.164	1'08.887	5'33.060CP	158,8	10:45'05.851
4	7'35.024	39.539	37.337	21.113	9'13.013P	159,5	10:54'18.864
5	23.695	36.870	32.131	20.139	1'52.835C	240,5	10:56'11.699
6	23.491	36.986	31.746	20.354	1'52.577	241,1	10:58'04.276
7	23.438			20.013	1'51.905	241,1	10:59'56.181
8	25.446	41.838	34.667	40.778	2'22.729P	207,7	11:02'18.910
9	1'50.790	38.340	33.295	20.654	3'23.079P	161,9	11:05'41.989
10	23.612	36.881	31.773	19.995	1'52.261	241,6	11:07'34.250
11	23.384	36.980	31.906	19.944	1'52.214	243,2	11:09'26.464

11 D. REDUZZI (1'54.035)

Giro	Seg.1	Seg.2	Seg.3	Seg.4	T. Giro	km/h	Local Time
1							10:35'40.908
2	45.886	42.514	38.943	2'18.902	4'26.245P	130,0	10:40'07.153
3	39.968	38.357	33.357	10'33.310	12'24.992P	154,1	10:52'32.145
4	40.768	37.922	37.915	30.483	2'27.088CP	161,7	10:54'59.233
5	24.351	37.415	32.783	20.311	1'54.860	236,3	10:56'54.093
6	24.146	37.222	32.479	20.188	1'54.035	239,5	10:58'48.128
7	23.988	38.497	33.607	2'00.214	3'36.306P	235,8	11:02'24.434
8	40.782	39.403	34.132	21.807	2'16.124P	162,7	11:04'40.558
9	24.203	37.793	34.825	21.573	1'58.394C	236,8	11:06'38.952
10	24.012	37.236	32.488	20.235	1'53.971C	236,8	11:08'32.923

5 M. BISSA (1'52.562)

Giro	Seg.1	Seg.2	Seg.3	Seg.4	T. Giro	km/h	Local Time
1							10:35'27.613
2	46.177	43.195	39.097	2'08.071	4'16.540P	146,9	10:39'44.153
3	40.734	39.076	32.529	20.295	2'12.634P	165,4	10:41'56.787
4	29.086	52.994	49.276	9'15.831	11'27.187P	239,5	10:53'23.974
5	44.422	41.461	34.350	20.168	2'20.401P	146,3	10:55'44.375
6	23.468	37.057	32.119	20.029	1'52.673	238,9	10:57'37.048
7	23.394	36.973	32.546	19.975	1'52.888	240,5	10:59'29.936
8	23.439	36.864	35.686	20.810	1'56.799	241,1	11:01'26.735
9	25.992	44.777	36.082	20.450	2'07.301	239,5	11:03'34.036
10	23.469	40.817	33.712	19.904	1'57.902	236,3	11:05'31.938
11	23.467	37.107	31.944	20.044	1'52.562	240,0	11:07'24.500
12	23.265	44.788	34.919	19.934	2'02.906	242,2	11:09'27.406

12 R. FERNÁNDEZ (1'53.543)

Giro	Seg.1	Seg.2	Seg.3	Seg.4	T. Giro	km/h	Local Time
1							10:35'33.646
2	48.259	43.482	41.120	21.452	2'34.313P	119,6	10:38'07.959
3	25.894	40.376	35.628	21.678	2'03.576	240,5	10:40'11.535
4	23.940	38.031	32.754	20.333	1'55.058C	243,8	10:42'06.593
5	39.239	59.527	55.941	7'41.969	10'16.676P	96,3	10:52'23.269
6	43.148	40.147	39.727	25.788	2'28.810P	159,1	10:54'52.079
7	24.042	37.288	32.492	20.329	1'54.151	246,6	10:56'46.230
8	23.836	36.967	32.347	20.393	1'53.543	243,8	10:58'39.773
9	23.741	42.606	41.295	1'50.011	3'37.653P	243,8	11:02'17.426
10	41.113	40.212	35.030	20.728	2'17.083P	160,0	11:04'34.509
11	23.875	37.386	32.442	20.365	1'54.068	243,8	11:06'28.577
12	23.895	37.286	32.213	20.382	1'53.776	243,8	11:08'22.353
13	23.612	37.194	32.716	20.742	1'54.264	246,0	11:10'16.617

6 L. RANGONI (1'53.595)

Giro	Seg.1	Seg.2	Seg.3	Seg.4	T. Giro	km/h	Local Time
1							10:35'47.422
2	43.901	42.357	36.217	2'27.833	4'30.308P	158,4	10:40'17.730
3	41.774	59.647	56.375	9'41.176	12'18.972P	160,7	10:52'36.702
4	40.991	41.083	39.923	22.512	2'24.509CP	160,7	10:55'01.211
5	23.867	37.617	32.226	20.327	1'54.037C	242,2	10:56'55.248
6	23.677	37.574	32.478	20.145	1'53.874	243,2	10:58'49.122
7	23.534	37.384	32.588	2'30.488	4'03.994P	243,2	11:02'53.116
8	40.357	43.793	33.248	20.378	2'17.776CP	160,5	11:05'10.892
9	23.535	37.297	32.349	20.414	1'53.595	240,5	11:07'04.487
10	23.618	37.306	32.175	23.037	1'56.136	241,6	11:09'00.623

14 M. IANNOTTA (1'51.302)

Giro	Seg.1	Seg.2	Seg.3	Seg.4	T. Giro	km/h	Local Time
1							10:35'24.855
2	44.656	42.115	37.633	21.379	2'25.783P	160,5	10:37'50.638
3	24.820	40.956	34.235	2'28.870	4'08.881P	236,3	10:41'59.519
4	10'36.918	41.027	35.953	20.371	12'14.269P	136,7	10:54'13.788
5	23.377	37.034	32.173	19.893	1'52.477	239,5	10:56'06.265
6	23.271	36.641	32.026	19.952	1'51.890	241,6	10:57'58.155
7	23.100	36.655	31.789	19.996	1'51.540	242,2	10:59'49.695
8	23.299	37.874	33.353	1'54.886	3'29.412P	240,5	11:03'19.107
9	42.495	40.075	35.865	21.004	2'19.439P	127,4	11:05'38.546
10	23.243	36.628	31.653	19.778	1'51.302	241,1	11:07'29.848
11	23.493	36.711	35.489	20.059	1'55.752	243,2	11:09'25.600

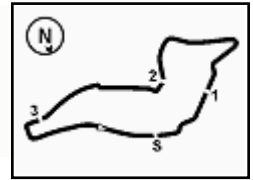
8 D. BABUIN (1'51.911)

Giro	Seg.1	Seg.2	Seg.3	Seg.4	T. Giro	km/h	Local Time
1							10:35'10.886
2	49.101	44.556	36.784	2'20.182	4'30.623P	161,0	10:39'41.509
3	41.918	44.042	34.824	20.725	2'21.509P	157,7	10:42'03.018
4	39.339	1'00.169	55.435	7'33.099	10'08.042P	126,8	10:52'11.060

03/09/2022

P = Box In/Out - C = Tempo Invalidato





ACI Racing Weekend Imola, 3-4 Settembre 2022

TCR Italy - Analisi Tempi Qualifiche

15 N. BALDAN (1'52.320)								20 F. RAFFAELE (1'53.109)							
Giro	Seg.1	Seg.2	Seg.3	Seg.4	T. Giro	km/h	Local Time	Giro	Seg.1	Seg.2	Seg.3	Seg.4	T. Giro	km/h	Local Time
1							10:35'58.480	1		41.410	38.601	23.078		163,6	10:37'29.030
2	47.533	39.850	33.914	2'08.470	4'09.767P	156,3	10:40'08.247	2	25.750	38.669	33.020	20.375	1'57.814	228,3	10:39'26.844
3	41.753	39.667	35.106	10'39.212	12'35.738P	154,5	10:52'43.985	3	23.790	37.592	32.389	20.428	1'54.199	242,2	10:41'21.043
4	40.803	40.147	42.289	23.774	2'27.013P	165,9	10:55'10.998	4	23.781	41.769	52.714	57.473	2'55.737CP	241,1	10:44'16.780
5	23.501	37.163	31.854	20.088	1'52.606	245,5	10:57'03.604	5	8'28.225	39.645	39.993	23.068	10'10.931P	165,9	10:54'27.711
6	23.532	36.784	32.038	20.094	1'52.448	245,5	10:58'56.052	6	24.047	37.562	32.287	20.122	1'54.018	241,1	10:56'21.729
7	23.720	39.932	33.065	1'48.925	3'25.642P	247,7	11:02'21.694	7	23.534	37.107	32.374	20.182	1'53.197C	242,2	10:58'14.926
8	42.398	39.419	34.346	21.708	2'17.871P	163,6	11:04'39.565	8	24.169	45.975	37.728	42.351	2'30.223P	241,6	11:00'45.149
9	23.489	36.893	31.850	19.944	1'52.176C	244,9	11:06'31.741	9	2'24.042	39.157	33.041	20.604	3'56.844P	161,2	11:04'41.993
10	24.545	38.873	33.707	20.286	1'57.411	246,6	11:08'29.152	10	23.967	37.400	33.659	20.288	1'55.314	237,4	11:06'37.307
11	23.548	36.992	31.656	20.124	1'52.320	246,0	11:10'21.472	11	23.562	37.337	32.162	20.374	1'53.435	239,5	11:08'30.742
								12	23.545	37.136	31.978	20.450	1'53.109	243,2	11:10'23.851

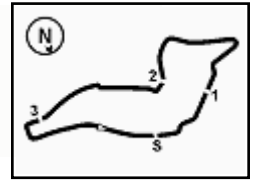
16 J. CLAIRET (1'52.392)								21 N. GUIDA (1'53.415)							
Giro	Seg.1	Seg.2	Seg.3	Seg.4	T. Giro	km/h	Local Time	Giro	Seg.1	Seg.2	Seg.3	Seg.4	T. Giro	km/h	Local Time
1							10:35'45.854	1		43.279	38.756	22.791		147,5	10:37'28.586
2	45.246	41.392	34.877	21.450	2'22.965P	155,2	10:38'08.819	2	26.174	41.737	34.746	37.639	2'20.296P	233,8	10:39'48.882
3	24.244	37.878	32.571	20.330	1'55.023C	240,0	10:40'03.842	3	2'26.288	1'01.381	49.504	1'14.181	5'31.354CP	164,1	10:45'20.236
4	23.984	38.586	32.772	10'56.045	12'31.387P	238,4	10:52'35.229	4	7'22.252	41.664	41.391	23.593	9'08.900P	161,7	10:54'29.136
5	41.939	40.108	37.386	21.457	2'20.890P	161,2	10:54'56.119	5	24.466	38.246	32.627	20.187	1'55.526	241,6	10:56'24.662
6	23.847	37.835	32.990	20.181	1'54.853	242,7	10:56'50.972	6	23.993	37.578	32.312	20.140	1'54.023	241,1	10:58'18.685
7	23.556	37.152	31.885	20.125	1'52.718	242,2	10:58'43.690	7	24.200	39.942	35.118	39.100	2'18.360CP	241,6	11:00'37.045
8	23.488	37.447	34.066	1'43.639	3'18.640P	242,2	11:02'02.330	8	1'44.674	42.114	35.612	20.950	3'23.350P	164,1	11:04'00.395
9	41.353	40.735	34.439	20.370	2'16.897P	157,4	11:04'19.227	9	25.790	40.387	34.038	20.335	2'00.550	236,3	11:06'00.945
10	23.792	37.075	31.900	20.022	1'52.789	240,0	11:06'12.016	10	23.865	38.025	32.110	20.043	1'54.043	242,2	11:07'54.988
11	23.533	37.115	31.884	19.860	1'52.392	243,2	11:08'04.408	11	23.886	37.582	31.931	20.016	1'53.415	241,6	11:09'48.403
12	23.452	37.117	31.765	20.770	1'53.104	244,3	11:09'57.512								

18 S. VENTAJA (1'53.030)								22 N. LANGEVELD (1'51.583)							
Giro	Seg.1	Seg.2	Seg.3	Seg.4	T. Giro	km/h	Local Time	Giro	Seg.1	Seg.2	Seg.3	Seg.4	T. Giro	km/h	Local Time
1							10:35'44.192	1		41.436	37.870	20.246		158,1	10:37'24.097
2	47.402	43.064	36.753	21.476	2'28.695P	152,1	10:38'12.887	2	23.753	37.229	31.931	20.094	1'53.007	237,4	10:39'17.104
3	24.955	38.566	33.765	22.879	2'00.165	223,6	10:40'13.052	3	23.628	36.864	31.841	20.175	1'52.508	237,4	10:41'09.612
4	24.114	37.602	32.738	20.355	1'54.809C	226,4	10:42'07.861	4	24.102	37.552	55.832	1'05.741	3'03.227CP	236,8	10:44'12.839
5	38.774	59.873	55.530	7'52.336	10'26.513P	101,2	10:52'34.374	5	8'30.517	40.041	39.262	21.664	10'11.484P	157,9	10:54'24.323
6	42.719	40.869	38.171	22.270	2'24.029P	155,4	10:54'58.403	6	23.574	36.874	31.436	19.972	1'51.856	238,9	10:56'16.179
7	23.863	37.507	32.752	20.405	1'54.527	240,5	10:56'52.930	7	23.313	36.656	31.824	20.011	1'51.804	241,6	10:58'07.983
8	24.828	38.282	34.199	20.641	1'57.950	245,5	10:58'50.880	8	23.842	37.817	32.547	36.494	2'10.700P	232,8	11:00'18.683
9	23.619	37.292	32.635	20.641	1'54.187	244,9	11:00'45.067	9	1'57.737	38.945	34.731	21.063	3'32.476P	160,2	11:03'51.159
10	23.585	37.296	32.577	2'03.613	3'37.071CP	241,6	11:04'22.138	10	23.468	36.541	31.594	19.980	1'51.583	237,4	11:05'42.742
11	41.558	42.349	34.745	20.795	2'19.447P	156,3	11:06'41.585	11	23.236	37.010	37.551	20.463	1'58.260	241,6	11:07'41.002
12	23.671	37.053	32.183	20.123	1'53.030	242,7	11:08'34.615								
13	24.098	37.084	32.698	26.459	2'00.339	244,3	11:10'34.954								

19 F. FERNÁNDEZ (1'52.775)								23 M. VAHTEL (1'51.747)							
Giro	Seg.1	Seg.2	Seg.3	Seg.4	T. Giro	km/h	Local Time	Giro	Seg.1	Seg.2	Seg.3	Seg.4	T. Giro	km/h	Local Time
1							10:35'35.445	1							10:35'18.189
2	47.711	43.376	40.303	22.904	2'34.294P	125,7	10:38'09.739	2	46.040	43.105	37.782	1'49.639	3'56.566P	158,4	10:39'14.755
3	25.348	40.084	34.405	20.901	2'00.738	231,3	10:40'10.477	3	41.795	39.529	40.023	20.763	2'22.110P	159,3	10:41'36.865
4	24.030	37.563	35.756	10'38.427	12'15.776P	241,1	10:52'26.253	4	23.590	50.687	1'02.669	8'25.654	10'42.600P	237,9	10:52'19.465
5	41.208	40.731	38.453	26.766	2'27.158P	158,1	10:54'53.411	5	41.888	39.542	41.506	25.486	2'28.422P	160,0	10:54'47.887
6	24.433	37.604	32.406	20.057	1'54.500	243,8	10:56'47.911	6	23.476	36.830	32.231	19.931	1'52.468	239,5	10:56'40.355
7	23.587	36.900	32.388	19.900	1'52.775	243,2	10:58'40.686	7	23.329	36.774	33.850	20.013	1'53.966	241,1	10:58'34.321
8	23.757	42.288	43.392	1'44.611	3'34.048P	244,9	11:02'14.734	8	23.627	36.700	32.287	3'14.647	4'47.261P	241,1	11:03'21.582
9	41.104	41.429	35.513	20.730	2'18.776P	157,7	11:04'33.510	9	42.442	41.858	39.206	20.075	2'23.581P	158,4	11:05'45.163
10	23.770	37.434	32.288	19.995	1'53.487	241,6	11:06'26.997	10	23.374	36.640	31.930	19.803	1'51.747	239,5	11:07'36.910
11	23.621	37.167	32.104	19.924	1'52.816	245,5	11:08'19.813	11	23.147	36.473	32.307	19.911	1'51.838	241,1	11:09'28.748
12	23.643	37.112	32.379	20.017	1'53.151	247,7	11:10'12.964								

27 R. VOLT (1'52.067)							
Giro	Seg.1	Seg.2	Seg.3	Seg.4	T. Giro	km/h	Local Time
1							10:35'20.282
2	45.763	52.600	38.340	21.813	2'38.516P	157,2	10:37'58.798
3	26.595	38.659	33.769	1'50.955	3'29.978P	193,2	10:41'28.776




ACI Racing Weekend Imola, 3-4 Settembre 2022
TCR Italy - Analisi Tempi Qualifiche

Giro	Seg.1	Seg.2	Seg.3	Seg.4	T. Giro	km/h	Local Time
4	41.397	1'01.887	45.864	8'17.799	10'46.947P	159,1	10:52'15.723
5	43.468	39.818	39.054	31.445	2'33.785P	160,0	10:54'49.508
6	23.663	36.789	31.799	20.000	1'52.251	237,9	10:56'41.759
7	23.247	36.804	32.026	20.055	1'52.132	240,5	10:58'33.891
8	23.320	36.568	32.082	20.546	1'52.516	240,0	11:00'26.407
9	23.509	37.525	32.598	2'06.203	3'39.835P	237,9	11:04'06.242
10	39.740	37.543	33.341	22.398	2'13.022P	160,5	11:06'19.264
11	27.683	37.769	32.155	20.883	1'58.490	238,9	11:08'17.754
12	23.258	36.696	32.037	20.076	1'52.067	240,5	11:10'09.821

32 F. JELMINI (1'51.949)

Giro	Seg.1	Seg.2	Seg.3	Seg.4	T. Giro	km/h	Local Time
1							10:35'56.981
2	46.964	39.406	34.606	21.132	2'22.108P	157,0	10:38'19.089
3	23.711	36.944	32.082	20.784	1'53.521	235,8	10:40'12.610
4	23.470	37.000	31.978	20.308	1'52.756C	240,0	10:42'05.366
5	39.695	59.601	55.653	8'00.708	10'35.657P	99,7	10:52'41.023
6	42.139	39.841	43.196	22.627	2'27.803P	153,8	10:55'08.826
7	25.343	40.628	45.500	22.793	2'14.264	237,9	10:57'23.090
8	23.429	36.668	33.416	1'54.077	3'27.590P	237,4	11:00'50.680
9	49.350	40.116	35.740	20.305	2'25.511P	161,9	11:03'16.191
10	23.662	36.599	31.699	19.989	1'51.949	239,5	11:05'08.140
11	23.457	36.706	31.724	54.731	2'26.618CP	236,8	11:07'34.758
12	44.947	47.556	39.801	21.843	2'34.147P	137,2	11:10'08.905

33 C. TAMBURINI (1'51.678)

Giro	Seg.1	Seg.2	Seg.3	Seg.4	T. Giro	km/h	Local Time
1							10:35'25.969
2	44.636	41.415	37.781	21.417	2'25.249P	157,0	10:37'51.218
3	24.947	39.698	34.079	2'20.247	3'58.971P	228,3	10:41'50.189
4	10'44.546	41.464	34.707	20.351	12'21.068P	147,3	10:54'11.257
5	23.656	36.618	32.256	19.900	1'52.430C	237,4	10:56'03.687
6	23.485	36.443	32.015	20.091	1'52.034	238,9	10:57'55.721
7	23.404	36.341	31.926	20.007	1'51.678	238,9	10:59'47.399
8	23.513	47.008	33.646	2'06.195	3'50.362P	236,8	11:03'37.761
9	45.766	39.169	33.758	20.024	2'18.717P	128,1	11:05'56.478
10	23.365	36.563	33.125	19.942	1'52.995	240,0	11:07'49.473

34 M. ZANARDINI (1'54.168)

Giro	Seg.1	Seg.2	Seg.3	Seg.4	T. Giro	km/h	Local Time
1							10:37'39.389
2	24.581	38.249	34.142	20.573	1'57.545	236,8	10:39'36.934
3	24.359	37.639	33.073	20.534	1'55.605C	238,4	10:41'32.539
4	24.452	43.473	1'10.202	1'08.416	3'26.543CP	240,0	10:44'59.082
5					7'04.828CP		10:52'03.912
6	48.456	42.293	36.939	25.606	2'33.294P	157,0	10:54'37.204
7	24.113	37.480	33.252	20.370	1'55.215	236,8	10:56'32.419
8	23.867	37.365	32.724	20.298	1'54.254	236,8	10:58'26.673
9	23.818	37.520	43.015	21.843	2'06.196	239,5	11:00'32.869
10	26.351	40.995	35.801	43.347	2'26.494P	199,6	11:02'59.363
11	1'47.130	39.712	33.803	20.634	3'21.279P	152,1	11:06'20.642
12	24.245	37.566	32.680	20.374	1'54.865	237,4	11:08'15.507
13	23.853	37.293	32.848	20.174	1'54.168	241,6	11:10'09.675

37 S. LOPÉZ (1'52.790)

Giro	Seg.1	Seg.2	Seg.3	Seg.4	T. Giro	km/h	Local Time
1							10:35'30.996
2	45.925	42.708	38.732	21.170	2'28.535P	141,9	10:37'59.531
3	24.701	38.127	33.303	20.325	1'56.456	236,3	10:39'55.987
4	24.492	37.631	32.603	20.058	1'54.784	234,8	10:41'50.771
5	23.907	58.806	48.274	8'19.673	10'30.660P	238,4	10:52'21.431
6	41.737	39.797	38.309	25.116	2'24.959P	160,5	10:54'46.390
7	23.738	37.259	32.378	20.072	1'53.447	240,0	10:56'39.837

39 R. ANTTI (1'52.568)

Giro	Seg.1	Seg.2	Seg.3	Seg.4	T. Giro	km/h	Local Time
1							10:35'22.519
2	44.561	43.961	37.606	2'09.758	4'15.886P	161,2	10:39'38.405
3	45.571	40.973	35.541	20.720	2'22.805P	161,4	10:42'01.210
4	29.829	48.694	49.403	8'08.357	10'16.283P	180,0	10:52'17.493
5	42.204	39.845	41.053	30.873	2'33.975P	161,9	10:54'51.468
6	26.558	40.767	32.787	20.118	2'00.230	238,4	10:56'51.698
7	23.539	36.846	32.203	19.980	1'52.568	242,7	10:58'44.266
8	23.316	37.297	32.969	3'33.524	5'07.106P	243,8	11:03'51.372
9	40.235	41.060	33.400	20.270	2'14.965P	161,7	11:06'06.337
10	23.493	36.899	32.452	19.886	1'52.730	241,1	11:07'59.067
11	23.999	37.645	31.976	20.001	1'53.621	241,1	11:09'52.688

41 V. FERNÁNDEZ (1'55.085)

Giro	Seg.1	Seg.2	Seg.3	Seg.4	T. Giro	km/h	Local Time
1							10:35'29.762
2	46.485	45.703	38.166	22.115	2'32.469P	146,5	10:38'02.231
3	25.456	40.292	36.840	20.998	2'03.586	227,4	10:40'05.817
4	24.562	38.751	35.100	24.699	2'03.112C	234,8	10:42'08.929
5	38.849	59.717	55.277	8'05.189	10'39.032P	125,6	10:52'47.961
6	42.029	41.381	41.007	23.390	2'27.807P	159,3	10:55'15.768
7	24.556	38.318	35.560	20.756	1'59.190	237,9	10:57'14.958
8	24.331	37.912	32.707	20.522	1'55.472C	237,9	10:59'10.430
9	24.269	37.784	32.632	20.400	1'55.085	237,9	11:01'05.515
10	30.074	45.843	36.024	20.702	2'12.643	238,4	11:03'18.158
11	24.323	42.541	34.601	20.520	2'01.985	238,9	11:05'20.143

44 M. IMBERTI (1'52.089)

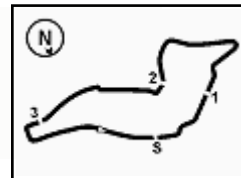
Giro	Seg.1	Seg.2	Seg.3	Seg.4	T. Giro	km/h	Local Time
1							10:35'16.966
2	48.245	44.473	38.437	2'31.414	4'42.569P	153,4	10:39'59.535
3	44.299	50.546	41.519	9'56.972	12'13.336P	136,4	10:52'12.871
4	44.316	40.582	37.874	25.869	2'28.641P	162,7	10:54'41.512
5	24.029	37.365	32.419	20.495	1'54.308	238,4	10:56'35.820
6	23.739	36.999	32.033	19.986	1'52.757	240,0	10:58'28.577
7	23.491	36.911	31.887	20.075	1'52.364	241,1	11:00'20.941
8	23.824	37.774	33.260	1'44.886	3'19.744P	238,4	11:03'40.685
9	44.083	39.463	34.176	20.139	2'17.861P	140,1	11:05'58.546
10	23.557	37.182	32.488	20.004	1'53.231	238,9	11:07'51.777
11	23.526	36.827	31.880	19.856	1'52.089	240,0	11:09'43.866

47 E. CARMINATI (1'53.217)

Giro	Seg.1	Seg.2	Seg.3	Seg.4	T. Giro	km/h	Local Time
1							10:35'13.162
2	48.715	43.710	36.693	2'49.300	4'58.418P	156,5	10:40'11.580
3	41.076	42.144	41.705	9'57.728	12'02.653P	159,8	10:52'14.233
4	43.316	40.681	38.039	26.207	2'28.243P	166,2	10:54'42.476
5	24.363	38.068	32.269	20.273	1'54.973	238,9	10:56'37.449
6	23.663	37.296	31.973	20.285	1'53.217	242,2	10:58'30.666
7	23.912	37.515	33.364	3'41.045	5'15.836P	242,7	11:03'46.502
8	40.757	40.427	33.606	20.495	2'15.285P	152,1	11:06'01.787
9	24.030	38.192	36.351	20.572	1'59.145	240,5	11:08'00.932
10	24.240	37.881	32.318	20.287	1'54.726	239,5	11:09'55.658

03/09/2022 P = Box In/Out - C = Tempo Invalidato





Imola Circuit 4.909 m

4 / 5
56 C. BRUSA (1'51.757)

Giro	Seg.1	Seg.2	Seg.3	Seg.4	T. Giro	km/h	Local Time
1		41.094	38.357	21.973		160,2	10:37'26.736
2	23.671	37.230	32.291	20.346	1'53.538	238,4	10:39'20.274
3	23.492	37.396	32.231	20.081	1'53.200	240,5	10:41'13.474
4	23.498	37.122	41.572	39.013	2'21.205CP	240,0	10:43'34.679
5	9'09.470	39.859	39.739	22.060	10'51.128P	160,7	10:54'25.807
6	24.014	36.991	31.841	19.867	1'52.713	240,0	10:56'18.520
7	23.176	36.722	31.974	19.885	1'51.757	243,2	10:58'10.277
8	23.316	36.961	32.043	37.412	2'09.732CP	242,2	11:00'20.009
9	2'02.082	38.455	33.251	20.044	3'33.832P	161,0	11:03'53.841
10	23.271	37.074	33.179	37.375	2'10.899P	240,0	11:06'04.740

6	24.134	37.721	33.302	20.338	1'55.495	235,8	10:58'55.746
7	24.371	38.375	35.762	20.868	1'59.376C	236,8	11:00'55.122
8	24.141	38.073	34.616	2'06.001	3'42.831P	236,8	11:04'37.953
9	45.762	45.476	37.418	20.863	2'29.519P	158,1	11:07'07.472
10	24.072	37.582	33.094	20.287	1'55.035	236,3	11:09'02.507

61 G. GHERMANDI

Giro	Seg.1	Seg.2	Seg.3	Seg.4	T. Giro	km/h	Local Time
1							10:35'42.499
2	45.623	45.321	38.777	21.589	2'31.310P		10:38'13.809
3	25.517	41.383	33.945	20.885	2'01.730C		10:40'15.539

85 R. MASSARO (1'55.614)

Giro	Seg.1	Seg.2	Seg.3	Seg.4	T. Giro	km/h	Local Time
1							10:36'01.350
2	46.754	41.137	34.798	20.748	2'23.437P	155,4	10:38'24.787
3	24.350	37.961	33.489	20.480	1'56.280	237,9	10:40'21.067
4	24.170	37.881	33.040	20.307	1'55.398C	240,0	10:42'16.465
5	34.112	59.651	55.235	8'06.418	10'35.416P	118,4	10:52'51.881
6	41.514	39.519	38.227	22.551	2'21.811P	158,4	10:55'13.692
7	24.453	37.882	32.795	20.484	1'55.614	242,7	10:57'09.306
8	24.426	48.250	40.935	20.837	2'14.448	240,5	10:59'23.754
9	23.897	37.583	33.001	9'14.216	10'48.697P	240,5	11:10'12.451

64 L. LOSONCZY (1'54.304)

Giro	Seg.1	Seg.2	Seg.3	Seg.4	T. Giro	km/h	Local Time
1							10:35'02.772
2	55.442	48.593	44.781	21.047	2'49.863P	145,6	10:37'52.635
3	24.261	38.354	32.735	21.549	1'56.899	234,8	10:39'49.534
4	30.830	54.933	37.826	42.960	2'46.549CP	233,8	10:42'36.083
5	10'11.773	39.481	37.083	22.423	11'50.760P	156,1	10:54'26.843
6	23.882	37.602	32.612	20.208	1'54.304	237,4	10:56'21.147
7	23.736	37.088	32.480	20.292	1'53.596C	236,3	10:58'14.743
8	24.881	43.769	35.666	43.752	2'28.068P	235,3	11:00'42.811
9	2'38.972	41.237	33.534	20.455	4'14.198P	151,5	11:04'57.009
10	24.132	37.492	32.556	20.441	1'54.621	235,8	11:06'51.630
11	23.888	37.344	32.550	20.373	1'54.155C	237,4	11:08'45.785

90 M. TRENTIN (1'55.730)

Giro	Seg.1	Seg.2	Seg.3	Seg.4	T. Giro	km/h	Local Time
1							10:36'33.836
2	47.127	48.105	40.562	22.584	2'38.378P	143,4	10:39'12.214
3	29.500	48.893	35.385	21.323	2'15.101	203,4	10:41'27.315
4	24.942	47.432	1'09.400	9'06.972	11'28.746P		10:52'56.061
5	44.527	42.051	35.546	21.805	2'23.929P	153,4	10:55'19.990
6	24.544	38.891	33.969	20.599	1'58.003	236,8	10:57'17.993
7	24.155	38.497	33.477	20.493	1'56.622	241,6	10:59'14.615
8	23.974	38.268	33.466	20.436	1'56.144	240,5	11:01'10.759
9	24.001	38.529	32.978	20.426	1'55.934	241,1	11:03'06.693
10	24.140	38.340	32.860	20.481	1'55.821	238,4	11:05'02.514
11	23.952	38.329	32.963	20.486	1'55.730	240,5	11:06'58.244
12	24.244	43.678	37.710	21.259	2'06.891	241,1	11:09'05.135
13	24.109	38.183	33.439	20.502	1'56.233C	241,1	11:11'01.368

74 E. CAPPELLO (1'53.179)

Giro	Seg.1	Seg.2	Seg.3	Seg.4	T. Giro	km/h	Local Time
1		41.601	35.492	22.471		155,6	10:37'27.747
2	24.399	38.219	32.907	20.874	1'56.399	235,8	10:39'24.146
3	24.141	37.316	32.932	20.340	1'54.729	238,4	10:41'18.875
4	23.863	47.096	54.847	58.922	3'04.728CP	237,4	10:44'23.603
5	8'23.544	41.737	37.640	26.307	10'09.228P	152,5	10:54'32.831
6	24.233	37.612	32.371	19.893	1'54.109	240,0	10:56'26.940
7	23.579	37.145	32.490	19.986	1'53.200	241,1	10:58'20.140
8	24.396	42.511	41.583	52.600	2'41.090P	241,1	11:01'01.230
9	2'07.995	46.813	42.337	20.669	3'57.814P	155,2	11:04'59.044
10	24.158	36.978	32.607	20.117	1'53.860	237,4	11:06'52.904
11	23.599	36.946	32.518	20.116	1'53.179	242,2	11:08'46.083

96 S. GIACON (1'54.935)

Giro	Seg.1	Seg.2	Seg.3	Seg.4	T. Giro	km/h	Local Time
1							10:35'52.473
2	45.368	43.620	39.578	2'59.193	5'07.759P	155,8	10:41'00.232
3	43.550	54.558	1'09.583	8'50.226	11'37.917P	157,0	10:52'38.149
4	43.036	42.509	44.321	24.092	2'33.958P	156,1	10:55'12.107
5	26.176	39.077	37.748	21.415	2'04.416	236,8	10:57'16.523
6	24.354	37.681	33.077	20.472	1'55.584	238,9	10:59'12.107
7	26.291	40.861	38.441	2'17.777	4'03.370P	220,0	11:03'15.477
8	41.363	42.918	45.930	24.971	2'35.182P	156,7	11:05'50.659
9	24.535			20.368	1'55.731	238,4	11:07'46.390
10	24.227			20.224	1'54.935	239,5	11:09'41.325

77 S. PUSSIER

Giro	Seg.1	Seg.2	Seg.3	Seg.4	T. Giro	km/h	Local Time
1							10:35'08.031
2	49.806	42.773	35.878	2'26.463	4'34.920P	152,8	10:39'42.951
3	41.963	43.415	34.959	20.531	2'20.868CP	151,5	10:42'03.819
4	39.639	1'00.039	56.014	7'29.074	10'04.766P	116,9	10:52'08.585
5	43.596	39.519	35.343	24.152	2'22.610P	161,9	10:54'31.195

98 M. BERGONZINI (1'56.236)

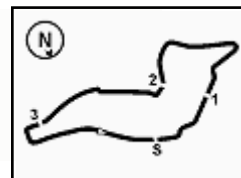
Giro	Seg.1	Seg.2	Seg.3	Seg.4	T. Giro	km/h	Local Time
1							10:35'37.088
2	46.881	43.589	39.759	2'09.608	4'19.837P	133,7	10:39'56.925
3	44.496	40.717	39.297	10'26.140	12'30.650P	121,3	10:52'27.575
4	41.268	40.087	38.330	27.023	2'26.708P	153,8	10:54'54.283
5	24.755	39.250	33.893	20.592	1'58.490	234,8	10:56'52.773
6	25.948	40.088	33.417	20.535	1'59.988	218,2	10:58'52.761
7	24.098	38.110	33.341	20.687	1'56.236	236,8	11:00'48.997
8	24.274	38.098	33.193	2'03.302	3'38.867P	235,3	11:04'27.864
9	41.347	39.601	34.471	20.663	2'16.082P	147,3	11:06'43.946
10	24.198	37.981	32.996	21.915	1'57.090	236,8	11:08'41.036
11	24.874	38.014	33.076	20.749	1'56.713	224,1	11:10'37.749

81 S. DI MARE (1'55.035)

Giro	Seg.1	Seg.2	Seg.3	Seg.4	T. Giro	km/h	Local Time
1							10:35'49.530
2	45.767	45.169	38.420	2'46.704	4'56.060P	155,6	10:40'45.590
3	41.599	40.989	55.867	9'35.416	11'53.871P	157,4	10:52'39.461
4	41.598	40.414	37.814	24.369	2'24.195P	157,7	10:55'03.656
5	24.408	38.346	33.304	20.537	1'56.595	236,8	10:57'00.251

03/09/2022 P = Box In/Out - C = Tempo Invalidato





Imola Circuit 4.909 m

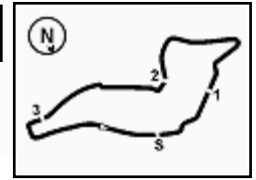
5 / 5

ACI Racing Weekend Imola, 3-4 Settembre 2022

TCR Italy - Analisi Tempi Qualifiche

99 G. FANTILLI (1'58.810)							
Giro	Seg.1	Seg.2	Seg.3	Seg.4	T. Giro	km/h	Local Time
1							10:35'55.655
2	50.487	43.904	35.018	21.115	2'30.524P	151,5	10:38'26.179
3	25.104	39.269	33.920	21.318	1'59.611	227,4	10:40'25.790
4	25.018	39.599	34.866	10'49.733	12'29.216P	225,9	10:52'55.006
5	45.215	43.182	35.490	21.689	2'25.576P	154,3	10:55'20.582
6	24.829	39.154	33.880	20.947	1'58.810	226,9	10:57'19.392
7	24.423	39.045	34.740	20.860	1'59.068	232,8	10:59'18.460
8	24.886	39.407	44.533	2'29.287	4'18.113P	232,3	11:03'36.573
9	50.887	41.268	34.325	21.784	2'28.264P	119,6	11:06'04.837
10	24.950	39.490	33.978	21.108	1'59.526	235,8	11:08'04.363
11	24.745	39.591	34.152	21.087	1'59.575	227,4	11:10'03.938





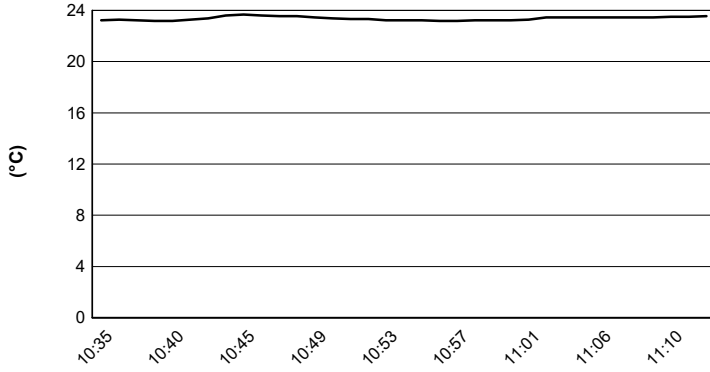
Imola Circuit 4.909 m

ACI Racing Weekend Imola, 3-4 Settembre 2022

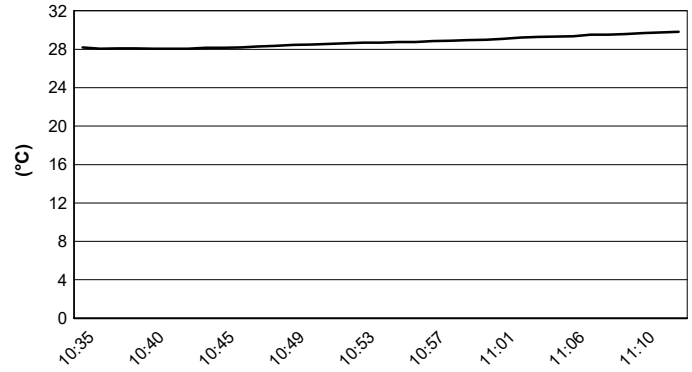
TCR Italy - Meteo Qualifiche

Session started 10:35 - Session ended 11:12

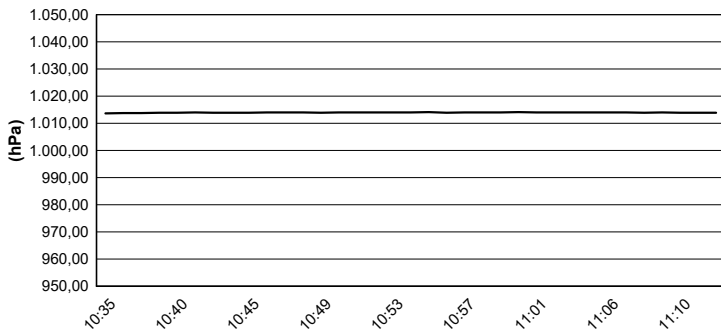
Air Temperature



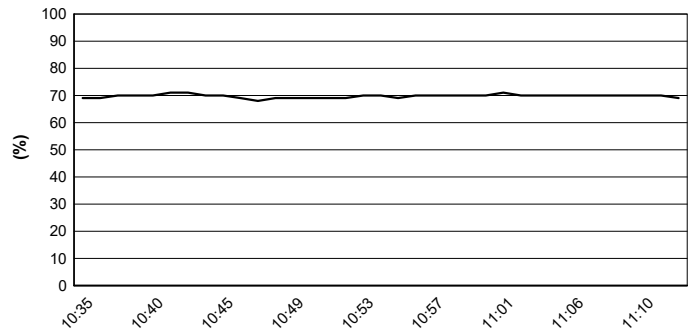
Track Temperature



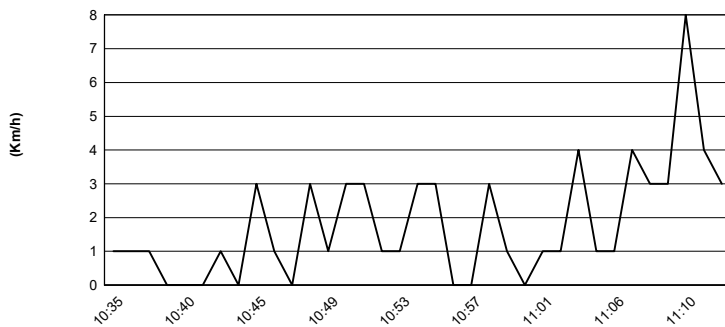
Air Pressure



Humidity



Wind Speed



Wind Direction



03/09/2022

