
**ACI Racing Weekend Vallelunga, 17-18 Settembre 2022**
**TCR Italy - Classifica Prove Libere 1**

Vallelunga Auto 4.085 m

1 / 2

Num.	Conduuttore	Naz	Concorrente	Team	Auto	Classe	Tempo	Dist.	Rel.	Giri
1	<b>4 TAVANO</b> Salvatore	ITA	Tavano Salvatore	Girasole	Cupra Leon Competicion	TCR	<b>1'41.774</b>			14
2	<b>33 TAMBURINI</b> Carlo	ITA	Tamburini Antonio	MM Motorsport	Honda Civic FK7 H70	TCR	<b>1'42.041</b>	0.267	0.267	10
3	<b>56 BRUSA</b> Cesare	ITA	Target	Target	Hyundai i30 N TCR	TCR	<b>1'42.310</b>	0.536	0.269	16
4	<b>25 ROCCA</b> Paolo	ITA	Rocca Paolo	MM Motorsport	Honda Civic FK7 H70	TCR	<b>1'42.338</b>	0.564	0.028	11
5	<b>39 ANTTI</b> Rammo	EST	ALM Motorsport	ALM Motorsport	Honda Civic FK7 H70	TCR	<b>1'42.459</b>	0.685	0.121	13
6	<b>27 VOLT</b> Ruben	EST	ALM Motorsport	ALM Motorsport	Honda Civic FK7 H70	TCR	<b>1'42.463</b>	0.689	0.004	14
7	<b>16 CLAIRET</b> Jimmy	FRA	Clairret Jimmy	Team Clairret Sport	Peugeot 308 TCR	TCR	<b>1'42.533</b>	0.759	0.070	13
8	<b>23 VAHTEL</b> Mattias	EST	ALM Motorsport	ALM Motorsport	Honda Civic FK7 H70	TCR	<b>1'42.678</b>	0.904	0.145	12
9	<b>3 GURRIERI</b> Raffaele	ITA	Gurrieri Raffaele	Girasole	Cupra Leon Competicion	TCR	<b>1'42.809</b>	1.035	0.131	11
10	<b>19 FERNÁNDEZ</b> Felipe	ESP	Auto Club RC2 Valles	Auto Club RC2 Valles	Audi RS3 LMS TCR	TCR	<b>1'42.903</b>	1.129	0.094	15
11	<b>12 FERNÁNDEZ</b> Rubén	ESP	Auto Club RC2 Valles	Auto Club RC2 Valles	Audi RS3 LMS TCR	TCR	<b>1'42.924</b>	1.150	0.021	15
12	<b>77 PUSSIER</b> Sylvain	FRA	Pussier Sylvain	SP Competicion	Cupra Leon Competicion	TCR	<b>1'42.954</b>	1.180	0.030	12
13	<b>14 IANNOTTA</b> Marco	ITA	Iannotta Marco	MM Motorsport	Honda Civic FK7 H70	TCR	<b>1'43.051</b>	1.277	0.097	13
14	<b>37 LOPÉZ</b> Sergio	VEN	Auto Club RC2 Valles	Auto Club RC2 Valles	Cupra Leon Competicion	TCR	<b>1'43.242</b>	1.468	0.191	16
15	<b>8 BABUIN</b> Denis	ITA	Babuin Denis	Bolsa Corse	Audi RS3 LMS TCR	TCR	<b>1'43.339</b>	1.565	0.097	15
16	<b>18 VENTAJA</b> Stéphane	FRA	Ventaja Stéphane	Team Clairret Sport	Audi RS3 LMS TCR	TCR	<b>1'43.347</b>	1.573	0.008	14
17	<b>81 DI MARE</b> Sabatino	ITA	Di Mare Sabatino	Sc. Vesuvio	Cupra TCR DSG	TCDS	<b>1'43.390</b>	1.616	0.043	10
18	<b>41 FERNÁNDEZ</b> Victor	ESP	Auto Club RC2 Valles	Auto Club RC2 Valles	Cupra Leon Competicion	TCR	<b>1'43.426</b>	1.652	0.036	16
19	<b>10 PAOLINO</b> Federico	ITA	Paolino Federico	Girasole	Cupra Leon Competicion	TCR	<b>1'43.625</b>	1.851	0.199	14
20	<b>34 ZANARDINI</b> Mirko	ITA	Aggressive Team Italia	Aggressive Team Italia	Hyundai Elantra TCR	TCR	<b>1'43.941</b>	2.167	0.316	14
21	<b>64 LOSONCZY</b> Levente	HUN	Aggressive Team Italia	Aggressive Team Italia	Hyundai Elantra TCR	TCR	<b>1'44.015</b>	2.241	0.074	15
22	<b>21 GUIDA</b> Nicola	ITA	Guida Nicola	Girasole	Cupra Leon Competicion	TCR	<b>1'44.056</b>	2.282	0.041	14
23	<b>74 CAPPELLO</b> Edoardo	ITA	Target	Target	Hyundai i30 N TCR	TCR	<b>1'44.077</b>	2.303	0.021	9
24	<b>85 MASSARO</b> Rodolfo	ITA	Massaro Rodolfo	Elite Motorsport	Audi TCR DSG	TCDS	<b>1'44.438</b>	2.664	0.361	15
25	<b>66 COLOMBANI</b> Gilles	FRA	Colombani Gilles	Team Clairret	Cupra Leon Competicion	TCR	<b>1'45.144</b>	3.370	0.706	15
26	<b>90 TRENTIN</b> Mauro	ITA	Trentin Mauro	RC Motosport	Audi TCR DSG	TCDS	<b>1'46.104</b>	4.330	0.960	13
27	<b>22 LANGEVELD</b> Niels	NLD	Target	Target	Hyundai Elantra TCR	TCR	<b>1'46.716</b>	4.942	0.612	2
28	<b>99 FANTILLI</b> Giorgio	ITA	Fantilli Giorgio	Pro Race	Cupra TCR DSG	TCDS	<b>1'48.761</b>	6.987	2.045	14
29	<b>97 GUIDETTI</b> Mauro	ITA	Guidetti Mauro	Ten Job	Cupra TCR DSG	TCDS	<b>1'48.838</b>	7.064	0.077	16
30	<b>15 BALDAN</b> Nicola	ITA	Baldan Nicola	Elite Motorsport	Audi RS3 LMS TCR	TCR				4
31	<b>11 REDUZZI</b> Damiano	ITA	Reduzzi Damiano	Trico WRT	Hyundai i30 N TCR	TCR				0
32	<b>61 GHERMANDI</b> Giacomo	ITA	Lema Racing	Lema Racing	Cupra Leon Competicion	TCR				0
33	<b>69 SAVOIA</b> Francesco	ITA	Savoia Francesco	Greta Racing Lucania	Audi RS3 LMS TCR	TCR				0

Umidità	76%	ARIA	26°C
Condizioni	DRY	Pista	27°C

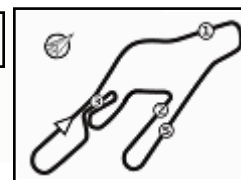
Direttore di Gara : Gianfranco Bonifacio

Direttore di Prova : Gianluca Marotta

Inizio	Fine
16/09/2022 09:40	10:15

Esposta alle: .....




**ACI Racing Weekend Vallelunga, 17-18 Settembre 2022**
**TCR Italy - Classifica Prove Libere 1**
**Penalty and Infringement**
**Fastest Laps Sequence**

Num.	Concorrente	Naz	Team	Auto	Local Time	Tempo	Dist.	Media
97	M. GUIDETTI	ITA	Ten Job	Cupra TCR DSG	09:44'51.221	<b>2'01.446</b>		121,091
37	S. LOPÉZ	VEN	Auto Club RC2 Valles	Cupra Leon Competicion	09:45'19.748	<b>1'53.109</b>	-8.337	130,016
8	D. BABUIN	ITA	Bolsa Corse	Audi RS3 LMS TCR	09:45'55.261	<b>1'48.762</b>	-4.347	135,213
27	R. VOLT	EST	ALM Motorsport	Honda Civic FK7 H70	09:45'56.255	<b>1'48.625</b>	-0.137	135,383
4	S. TAVANO	ITA	Girasole	Cupra Leon Competicion	09:46'08.346	<b>1'48.081</b>	-0.544	136,065
22	N. LANGEVELD	NLD	Target	Hyundai Elantra TCR	09:46'16.225	<b>1'46.716</b>	-1.365	137,805
37	S. LOPÉZ	VEN	Auto Club RC2 Valles	Cupra Leon Competicion	09:47'04.902	<b>1'45.154</b>	-1.562	139,852
39	R. ANTTI	EST	ALM Motorsport	Honda Civic FK7 H70	09:48'38.984	<b>1'43.579</b>	-1.575	141,979
12	R. FERNÁNDEZ	ESP	Auto Club RC2 Valles	Audi RS3 LMS TCR	09:48'58.965	<b>1'43.069</b>	-0.510	142,681
33	C. TAMBURINI	ITA	MM Motorsport	Honda Civic FK7 H70	09:51'44.022	<b>1'42.098</b>	-0.971	144,038
33	C. TAMBURINI	ITA	MM Motorsport	Honda Civic FK7 H70	09:55'08.221	<b>1'42.041</b>	-0.057	144,119
4	S. TAVANO	ITA	Girasole	Cupra Leon Competicion	09:55'37.682	<b>1'41.918</b>	-0.123	144,292
4	S. TAVANO	ITA	Girasole	Cupra Leon Competicion	09:57'19.456	<b>1'41.774</b>	-0.144	144,497

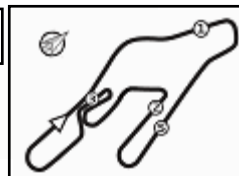
Direttore di Gara : Gianfranco Bonifacio

Direttore di Prova : Gianluca Marotta

16/09/2022      Inizio 09:40      Fine 10:15

Esposta alle: .....





Vallelunga Auto 4.085 m

# ACI Racing Weekend Vallelunga, 17-18 Settembre 2022

## TCR Italy - Best Sectors & Speed Prove Libere 1

**MIGLIOR GIRO**

1	<b>4 TAVANO</b> Salvatore	Cupra Leon Competicion	1'41.774
2	<b>33 TAMBURINI</b> Carlo	Honda Civic FK7 H70	1'42.041
3	<b>56 BRUSA</b> Cesare	Hvundai i30 N TCR	1'42.310
4	<b>25 ROCCA</b> Paolo	Honda Civic FK7 H70	1'42.338
5	<b>39 ANTTI</b> Rammo	Honda Civic FK7 H70	1'42.459
6	<b>27 VOLT</b> Ruben	Honda Civic FK7 H70	1'42.463
7	<b>16 CLAIRET</b> Jimmy	Peugeot 308 TCR	1'42.533
8	<b>23 VAHTEL</b> Mattias	Honda Civic FK7 H70	1'42.678
9	<b>3 GURRIERI</b> Raffaele	Cupra Leon Competicion	1'42.809
10	<b>19 FERNÁNDEZ</b> Felipe	Audi RS3 LMS TCR	1'42.903
11	<b>12 FERNÁNDEZ</b> Rubén	Audi RS3 LMS TCR	1'42.924
12	<b>77 PUSSIER</b> Sylvain	Cupra Leon Competicion	1'42.954
13	<b>14 IANNOTTA</b> Marco	Honda Civic FK7 H70	1'43.051
14	<b>37 LOPEZ</b> Sergio	Cupra Leon Competicion	1'43.242
15	<b>8 BABUIN</b> Denis	Audi RS3 LMS TCR	1'43.339
16	<b>18 VENTAJA</b> Stéphane	Audi RS3 LMS TCR	1'43.347
17	<b>81 DI MARE</b> Sabatino	Cupra TCR DSG	1'43.390
18	<b>41 FERNÁNDEZ</b> Victor	Cupra Leon Competicion	1'43.426
19	<b>10 PAOLINO</b> Federico	Cupra Leon Competicion	1'43.625
20	<b>34 ZANARDINI</b> Mirko	Hvundai Elantra TCR	1'43.941
21	<b>64 LOSONCZY</b> Levente	Hvundai Elantra TCR	1'44.015
22	<b>21 GUIDA</b> Nicola	Cupra Leon Competicion	1'44.056
23	<b>74 CAPPELLO</b> Edoardo	Hvundai i30 N TCR	1'44.077
24	<b>85 MASSARO</b> Rodolfo	Audi TCR DSG	1'44.438
25	<b>66 COLOMBANI</b> Gilles	Cupra Leon Competicion	1'45.144
26	<b>90 TRENTIN</b> Mauro	Audi TCR DSG	1'46.104
27	<b>22 LANGEVELD</b> Niels	Hvundai Elantra TCR	1'46.716
28	<b>99 FANTILLI</b> Giorgio	Cupra TCR DSG	1'48.761
29	<b>97 GUIDETTI</b> Mauro	Cupra TCR DSG	1'48.838
30	<b>11 REDUZZI</b> Damiano	Hvundai i30 N TCR	
31	<b>15 BALDAN</b> Nicola	Audi RS3 LMS TCR	
32	<b>61 GHERMANDI</b> Giacomo	Cupra Leon Competicion	
33	<b>69 SAVOIA</b> Francesco	Audi RS3 LMS TCR	

**SPEED**

1	<b>77 PUSSIER</b> Sylvain	Cupra Leon Competicion	215,1
2	<b>19 FERNÁNDEZ</b> Felipe	Audi RS3 LMS TCR	213,0
3	<b>18 VENTAJA</b> Stéphane	Audi RS3 LMS TCR	213,0
4	<b>33 TAMBURINI</b> Carlo	Honda Civic FK7 H70	212,6
5	<b>21 GUIDA</b> Nicola	Cupra Leon Competicion	211,8
6	<b>25 ROCCA</b> Paolo	Honda Civic FK7 H70	211,8
7	<b>14 IANNOTTA</b> Marco	Honda Civic FK7 H70	211,4
8	<b>3 GURRIERI</b> Raffaele	Cupra Leon Competicion	210,5
9	<b>74 CAPPELLO</b> Edoardo	Hyundai i30 N TCR	210,5
10	<b>4 TAVANO</b> Salvatore	Cupra Leon Competicion	210,5
11	<b>8 BABUIN</b> Denis	Audi RS3 LMS TCR	210,1
12	<b>16 CLAIRET</b> Jimmy	Peugeot 308 TCR	210,1
13	<b>66 COLOMBANI</b> Gilles	Cupra Leon Competicion	209,7
14	<b>37 LOPEZ</b> Sergio	Cupra Leon Competicion	209,7
15	<b>12 FERNÁNDEZ</b> Rubén	Audi RS3 LMS TCR	209,3
16	<b>27 VOLT</b> Ruben	Honda Civic FK7 H70	208,9
17	<b>41 FERNÁNDEZ</b> Victor	Cupra Leon Competicion	208,9
18	<b>56 BRUSA</b> Cesare	Hyundai i30 N TCR	208,9
19	<b>23 VAHTEL</b> Mattias	Honda Civic FK7 H70	208,5
20	<b>39 ANTTI</b> Rammo	Honda Civic FK7 H70	208,1
21	<b>34 ZANARDINI</b> Mirko	Hyundai Elantra TCR	207,7
22	<b>64 LOSONCZY</b> Levente	Hyundai Elantra TCR	207,7
23	<b>10 PAOLINO</b> Federico	Cupra Leon Competicion	207,7
24	<b>85 MASSARO</b> Rodolfo	Audi TCR DSG	205,7
25	<b>90 TRENTIN</b> Mauro	Audi TCR DSG	204,2
26	<b>81 DI MARE</b> Sabatino	Cupra TCR DSG	203,0
27	<b>97 GUIDETTI</b> Mauro	Cupra TCR DSG	201,5
28	<b>99 FANTILLI</b> Giorgio	Cupra TCR DSG	201,5
29	<b>15 BALDAN</b> Nicola	Audi RS3 LMS TCR	200,7

**SEG. 1**

1	<b>77 PUSSIER</b> Sylvain	13.245
2	<b>56 BRUSA</b> Cesare	13.351
3	<b>25 ROCCA</b> Paolo	13.410
4	<b>12 FERNÁNDEZ</b> Rubén	13.418
5	<b>33 TAMBURINI</b> Carlo	13.444
6	<b>27 VOLT</b> Ruben	13.450
7	<b>39 ANTTI</b> Rammo	13.480
8	<b>14 IANNOTTA</b> Marco	13.496
9	<b>37 LOPEZ</b> Sergio	13.540
10	<b>19 FERNÁNDEZ</b> Felipe	13.550
11	<b>16 CLAIRET</b> Jimmy	13.550
12	<b>81 DI MARE</b> Sabatino	13.595
13	<b>23 VAHTEL</b> Mattias	13.615
14	<b>41 FERNÁNDEZ</b> Victor	13.633
15	<b>4 TAVANO</b> Salvatore	13.694
16	<b>64 LOSONCZY</b> Levente	13.695
17	<b>74 CAPPELLO</b> Edoardo	13.735
18	<b>34 ZANARDINI</b> Mirko	13.739
19	<b>3 GURRIERI</b> Raffaele	13.743
20	<b>18 VENTAJA</b> Stéphane	13.849
21	<b>66 COLOMBANI</b> Gilles	13.867
22	<b>8 BABUIN</b> Denis	13.880
23	<b>85 MASSARO</b> Rodolfo	13.989
24	<b>22 LANGEVELD</b> Niels	14.029
25	<b>21 GUIDA</b> Nicola	14.046
26	<b>10 PAOLINO</b> Federico	14.107
27	<b>90 TRENTIN</b> Mauro	14.258
28	<b>97 GUIDETTI</b> Mauro	14.371
29	<b>99 FANTILLI</b> Giorgio	14.504
30	<b>15 BALDAN</b> Nicola	24.302

**SEG. 2**

1	<b>4 TAVANO</b> Salvatore	35.096
2	<b>19 FERNÁNDEZ</b> Felipe	35.458
3	<b>18 VENTAJA</b> Stéphane	35.492
4	<b>56 BRUSA</b> Cesare	35.492
5	<b>10 PAOLINO</b> Federico	35.501
6	<b>33 TAMBURINI</b> Carlo	35.508
7	<b>25 ROCCA</b> Paolo	35.520
8	<b>3 GURRIERI</b> Raffaele	35.530
9	<b>27 VOLT</b> Ruben	35.583
10	<b>23 VAHTEL</b> Mattias	35.596
11	<b>16 CLAIRET</b> Jimmy	35.631
12	<b>74 CAPPELLO</b> Edoardo	35.682
13	<b>12 FERNÁNDEZ</b> Rubén	35.691
14	<b>39 ANTTI</b> Rammo	35.725
15	<b>8 BABUIN</b> Denis	35.725
16	<b>37 LOPEZ</b> Sergio	35.750
17	<b>21 GUIDA</b> Nicola	35.750
18	<b>41 FERNÁNDEZ</b> Victor	35.756
19	<b>77 PUSSIER</b> Sylvain	35.805
20	<b>14 IANNOTTA</b> Marco	35.994
21	<b>34 ZANARDINI</b> Mirko	36.031
22	<b>64 LOSONCZY</b> Levente	36.089
23	<b>81 DI MARE</b> Sabatino	36.172
24	<b>85 MASSARO</b> Rodolfo	36.202
25	<b>66 COLOMBANI</b> Gilles	36.305
26	<b>90 TRENTIN</b> Mauro	36.761
27	<b>99 FANTILLI</b> Giorgio	37.253
28	<b>97 GUIDETTI</b> Mauro	37.353
29	<b>22 LANGEVELD</b> Niels	37.634
30	<b>15 BALDAN</b> Nicola	39.349

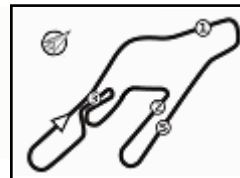
**SEG. 3**

1	<b>33 TAMBURINI</b> Carlo	30.831
2	<b>4 TAVANO</b> Salvatore	30.842
3	<b>27 VOLT</b> Ruben	30.855
4	<b>16 CLAIRET</b> Jimmy	30.878
5	<b>25 ROCCA</b> Paolo	30.896
6	<b>34 ZANARDINI</b> Mirko	30.991
7	<b>56 BRUSA</b> Cesare	31.004
8	<b>39 ANTTI</b> Rammo	31.008
9	<b>8 BABUIN</b> Denis	31.014
10	<b>23 VAHTEL</b> Mattias	31.020
11	<b>10 PAOLINO</b> Federico	31.104
12	<b>77 PUSSIER</b> Sylvain	31.122
13	<b>18 VENTAJA</b> Stéphane	31.132
14	<b>3 GURRIERI</b> Raffaele	31.151
15	<b>41 FERNÁNDEZ</b> Victor	31.198
16	<b>12 FERNÁNDEZ</b> Rubén	31.239
17	<b>81 DI MARE</b> Sabatino	31.262
18	<b>37 LOPEZ</b> Sergio	31.306
19	<b>85 MASSARO</b> Rodolfo	31.365
20	<b>19 FERNÁNDEZ</b> Felipe	31.375
21	<b>14 IANNOTTA</b> Marco	31.395
22	<b>64 LOSONCZY</b> Levente	31.421
23	<b>21 GUIDA</b> Nicola	31.518
24	<b>66 COLOMBANI</b> Gilles	31.624
25	<b>90 TRENTIN</b> Mauro	31.652
26	<b>74 CAPPELLO</b> Edoardo	31.730
27	<b>22 LANGEVELD</b> Niels	32.242
28	<b>99 FANTILLI</b> Giorgio	32.589
29	<b>15 BALDAN</b> Nicola	32.606
30	<b>97 GUIDETTI</b> Mauro	32.787

**SEG. 4**

1	<b>4 TAVANO</b> Salvatore	21.786
2	<b>56 BRUSA</b> Cesare	21.984
3	<b>19 FERNÁNDEZ</b> Felipe	21.996
4	<b>14 IANNOTTA</b> Marco	22.047
5	<b>16 CLAIRET</b> Jimmy	22.114
6	<b>39 ANTTI</b> Rammo	22.148
7	<b>33 TAMBURINI</b> Carlo	22.151
8	<b>27 VOLT</b> Ruben	22.153
9	<b>12 FERNÁNDEZ</b> Rubén	22.173
10	<b>3 GURRIERI</b> Raffaele	22.176
11	<b>77 PUSSIER</b> Sylvain	22.225
12	<b>25 ROCCA</b> Paolo	22.235
13	<b>81 DI MARE</b> Sabatino	22.250
14	<b>23 VAHTEL</b> Mattias	22.264
15	<b>41 FERNÁNDEZ</b> Victor	22.294
16	<b>22 LANGEVELD</b> Niels	22.321
17	<b>37 LOPEZ</b> Sergio	22.322
18	<b>18 VENTAJA</b> Stéphane	22.328
19	<b>85 MASSARO</b> Rodolfo	22.372
20	<b>8 BABUIN</b> Denis	22.376
21	<b>10 PAOLINO</b> Federico	22.381
22	<b>74 CAPPELLO</b> Edoardo	22.476
23	<b>64 LOSONCZY</b> Levente	22.522
24	<b>21 GUIDA</b> Nicola	22.552
25	<b>34 ZANARDINI</b> Mirko	22.597
26	<b>66 COLOMBANI</b> Gilles	22.705
27	<b>90 TRENTIN</b> Mauro	23.049
28	<b>99 FANTILLI</b> Giorgio	23.265
29	<b>97 GUIDETTI</b> Mauro	23.344
30	<b>15 BALDAN</b> Nicola	25.155




 Vallelunga Auto 4.085 m  
**1 / 2**

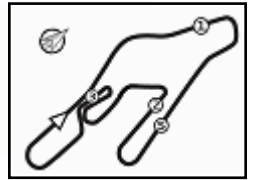
## ACI Racing Weekend Vallelunga, 17-18 Settembre 2022

### TCR Italy - Ideal Time Prove Libere 1

Num. Conducente	Auto	Seg. 1 Diff. 1	Seg. 2 Diff. 2	Seg. 3 Diff. 3	Seg. 4 Diff. 4	Ideal Time			
						Miglior Giro	Pos.	Diff.	
1	<b>4 TAVANO S.</b> (ITA)	Cupra Leon Competicion	13.694 +0.099	35.096	30.842 +0.225	21.786 +0.032	<b>1'41.418</b> 1'41.774	1	0.356
2	<b>56 BRUSA C.</b> (ITA)	Hyundai i30 N TCR	13.351 +0.013	35.492	31.004 +0.266	21.984 +0.200	<b>1'41.831</b> 1'42.310	3	0.479
3	<b>33 TAMBURINI C.</b> (ITA)	Honda Civic FK7 H70	13.444 +0.018	35.508	30.831 +0.048	22.151 +0.041	<b>1'41.934</b> 1'42.041	2	0.107
4	<b>27 VOLT R.</b> (EST)	Honda Civic FK7 H70	13.450 +0.176	35.583 +0.082	30.855	22.153 +0.164	<b>1'42.041</b> 1'42.463	6	0.422
5	<b>25 ROCCA P.</b> (ITA)	Honda Civic FK7 H70	13.410 +0.069	35.520	30.896	22.235 +0.208	<b>1'42.061</b> 1'42.338	4	0.277
6	<b>16 CLAIRET J.</b> (FRA)	Peugeot 308 TCR	13.550	35.631	30.878 +0.110	22.114 +0.250	<b>1'42.173</b> 1'42.533	7	0.360
7	<b>39 ANTTI R.</b> (EST)	Honda Civic FK7 H70	13.480 +0.098	35.725	31.008	22.148	<b>1'42.361</b> 1'42.459	5	0.098
8	<b>19 FERNÁNDEZ F.</b> (ESP)	Audi RS3 LMS TCR	13.550 +0.178	35.458	31.375	21.996 +0.346	<b>1'42.379</b> 1'42.903	10	0.524
9	<b>77 PUSSIER S.</b> (FRA)	Cupra Leon Competicion	13.245	35.805 +13.791	31.122 +0.011	22.225	<b>1'42.397</b> 1'42.954	12	0.557
10	<b>23 VAHTEL M.</b> (EST)	Honda Civic FK7 H70	13.615 +0.114	35.596	31.020	22.264 +0.069	<b>1'42.495</b> 1'42.678	8	0.183
11	<b>12 FERNÁNDEZ R.</b> (ESP)	Audi RS3 LMS TCR	13.418 +0.054	35.691 +0.082	31.239 +0.012	22.173 +0.255	<b>1'42.521</b> 1'42.924	11	0.403
12	<b>3 GURRIERI R.</b> (ITA)	Cupra Leon Competicion	13.743	35.530 +0.059	31.151 +0.075	22.176 +0.075	<b>1'42.600</b> 1'42.809	9	0.209
13	<b>18 VENTAJA S.</b> (FRA)	Audi RS3 LMS TCR	13.849 +0.254	35.492	31.132	22.328 +0.292	<b>1'42.801</b> 1'43.347	16	0.546
14	<b>41 FERNÁNDEZ V.</b> (ESP)	Cupra Leon Competicion	13.633 +0.353	35.756 +0.192	31.198	22.294	<b>1'42.881</b> 1'43.426	18	0.545
15	<b>37 LOPÉZ S.</b> (VEN)	Cupra Leon Competicion	13.540 +0.296	35.750 +0.028	31.306	22.322	<b>1'42.918</b> 1'43.242	14	0.324
16	<b>14 IANNOTTA M.</b> (ITA)	Honda Civic FK7 H70	13.496	35.994 +0.010	31.395	22.047 +0.109	<b>1'42.932</b> 1'43.051	13	0.119
17	<b>8 BABUIN D.</b> (ITA)	Audi RS3 LMS TCR	13.880 +0.233	35.725 +0.092	31.014 +0.019	22.376	<b>1'42.995</b> 1'43.339	15	0.344
18	<b>10 PAOLINO F.</b> (ITA)	Cupra Leon Competicion	14.107 +0.224	35.501 +0.308	31.104	22.381	<b>1'43.093</b> 1'43.625	19	0.532
19	<b>81 DI MARE S.</b> (ITA)	Cupra TCR DSG	13.595 +0.111	36.172	31.262	22.250	<b>1'43.279</b> 1'43.390	17	0.111
20	<b>34 ZANARDINI M.</b> (ITA)	Hyundai Elantra TCR	13.739 +0.415	36.031 +0.151	30.991	22.597 +0.017	<b>1'43.358</b> 1'43.941	20	0.583
21	<b>74 CAPPELLO E.</b> (ITA)	Hyundai i30 N TCR	13.735	35.682 +0.454	31.730	22.476	<b>1'43.623</b> 1'44.077	23	0.454
22	<b>64 LOSONCZY L.</b> (HUN)	Hyundai Elantra TCR	13.695	36.089	31.421 +0.118	22.522 +0.170	<b>1'43.727</b> 1'44.015	21	0.288
23	<b>21 GUIDA N.</b> (ITA)	Cupra Leon Competicion	14.046 +0.185	35.750	31.518 +0.005	22.552	<b>1'43.866</b> 1'44.056	22	0.190
24	<b>85 MASSARO R.</b> (ITA)	Audi TCR DSG	13.989 +0.215	36.202 +0.096	31.365 +0.115	22.372 +0.084	<b>1'43.928</b> 1'44.438	24	0.510
25	<b>66 COLOMBANI G.</b> (FRA)	Cupra Leon Competicion	13.867 +0.172	36.305	31.624 +0.268	22.705 +0.203	<b>1'44.501</b> 1'45.144	25	0.643
26	<b>90 TRENTIN M.</b> (ITA)	Audi TCR DSG	14.258 +0.146	36.761 +0.238	31.652	23.049	<b>1'45.720</b> 1'46.104	26	0.384
27	<b>22 LANGEVELD N.</b> (NLD)	Hyundai Elantra TCR	14.029 +0.304	37.634 +0.186	32.242	22.321	<b>1'46.226</b> 1'46.716	27	0.490
28	<b>99 FANTILLI G.</b> (ITA)	Cupra TCR DSG	14.504	37.253 +0.648	32.589 +0.320	23.265 +0.182	<b>1'47.611</b> 1'48.761	28	1.150
29	<b>97 GUIDETTI M.</b> (ITA)	Cupra TCR DSG	14.371 +0.402	37.353 +0.337	32.787	23.344 +0.244	<b>1'47.855</b> 1'48.838	29	0.983
	<b>11 REDUZZI D.</b> (ITA)	Hyundai i30 N TCR							
	<b>15 BALDAN N.</b> (ITA)	Audi RS3 LMS TCR							
	<b>61 GHERMANDI G.</b> (ITA)	Cupra Leon Competicion							
	<b>69 SAVOIA F.</b> (ITA)	Audi RS3 LMS TCR							

16/09/2022



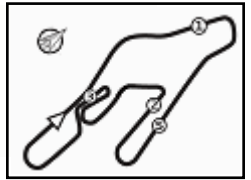

 Vallelunga Auto 4.085 m  
**2 / 2**

# ACI Racing Weekend Vallelunga, 17-18 Settembre 2022

## TCR Italy - Ideal Time Prove Libere 1

Num. Conduttore	Auto	Seg. 1	Seg. 2	Seg. 3	Seg. 4	Ideal Time		
		Diff. 1	Diff. 2	Diff. 3	Diff. 4	Miglior Giro	Pos.	Diff.
<b>Ideal Time Assoluto</b>		13.245	35.096	30.831	21.786	<b>1'40.958</b>		





Vallelunga Auto 4.085 m

## ACI Racing Weekend Vallelunga, 17-18 Settembre 2022

## TCR Italy - Analisi Tempi Prove Libere 1

1 / 5

**3 R. GURRIERI (1'42.809)**

Giro	Seg.1	Seg.2	Seg.3	Seg.4	T. Giro	km/h	Local Time
1							9:42'14.428
2	37.310	46.730	36.950	25.473	2'26.463P		9:44'40.891
3	16.911	40.611	33.444	3'30.368	5'01.334P		9:49'42.225
4	25.277	41.758	38.800	22.893	2'08.728P	204,9	9:51'50.953
5	14.220	35.815	31.363	22.546	1'43.944	<b>210,5</b>	9:53'34.897
6	14.011	<b>35.530</b>	31.359	22.408	1'43.308	209,7	9:55'18.205
7	14.012	35.750	34.293	23.328	1'47.383	210,1	9:57'05.588
8	24.552	1'07.479	41.586	22.720	2'36.337	79,8	9:59'41.925
9	14.058	35.817	<b>31.151</b>	<b>22.176</b>	1'43.202	209,3	10:01'25.127
10	<b>13.743</b>	35.589	31.226	22.251	<b>1'42.809</b>	<b>210,5</b>	10:03'07.936
11	13.795	36.805	39.013	22.276	1'51.889	209,3	10:04'59.825
12	13.936	35.835	32.364	24.281	1'46.416	208,5	10:06'46.241

10	14.331	35.809	<b>31.104</b>	<b>22.381</b>	<b>1'43.625</b>	206,5	10:03'22.179
11	<b>14.107</b>	<b>35.501</b>	35.797	25.428	1'50.833	207,3	10:05'13.012
12	14.155	35.692	31.334	23.086	1'44.267	<b>207,7</b>	10:06'57.279
13	17.669	40.463	36.612	1'49.101	3'23.845P	173,9	10:10'21.124
14	22.297	37.067	32.499	22.703	1'54.566P	204,9	10:12'15.690
15	14.312	35.666	31.347	22.428	1'43.753	<b>207,7</b>	10:13'59.443

**12 R. FERNÁNDEZ (1'42.924)**

Giro	Seg.1	Seg.2	Seg.3	Seg.4	T. Giro	km/h	Local Time
1							9:41'15.820
2	34.263	42.454	34.725	24.840	2'16.282P		9:43'32.102
3	16.021	41.520	35.096	23.237	1'55.874		9:45'27.976
4	14.021	36.984	32.705	24.210	1'47.920		9:47'15.896
5	13.655	<b>35.691</b>	31.550	<b>22.173</b>	1'43.069	207,3	9:48'58.965
6	13.512	36.030	<b>31.239</b>	22.349	1'43.130	208,5	9:50'42.095
7	13.472	35.773	31.251	22.428	<b>1'42.924</b>	208,1	9:52'25.019
8	<b>13.418</b>	36.751	31.407	2'21.619	3'43.195P	206,1	9:56'08.214
9	23.850	36.153	40.549	36.018	2'16.570P	206,5	9:58'24.784
10	28.758	38.331	31.653	22.492	2'01.234	203,0	10:00'26.018
11	13.526	35.769	31.321	22.398	1'43.014	<b>209,3</b>	10:02'09.032
12	13.456	38.086	39.375	1'39.117	3'10.034P	207,7	10:05'19.066
13	25.378	40.992	31.756	22.658	2'00.784P	190,5	10:07'19.850
14	13.536	35.898	34.553	34.003	1'57.990	208,1	10:09'17.840
15	29.889	58.311	31.607	22.517	2'22.324	78,0	10:11'40.164
16	13.531	36.044	31.398	22.513	1'43.486	208,1	10:13'23.650

**14 M. IANNOTTA (1'43.051)**

Giro	Seg.1	Seg.2	Seg.3	Seg.4	T. Giro	km/h	Local Time
1							9:40'21.735
2	1'15.681	45.809	36.461	25.748	3'03.699P		9:43'25.434
3	16.404	43.438	34.832	44.616	2'19.290P		9:45'44.724
4	40.083	42.054	34.915	1'56.721	3'53.773P		9:49'38.497
5	24.156	40.565	33.295	23.523	2'01.539P	159,3	9:51'40.036
6	14.037	37.366	37.331	22.812	1'51.546	208,1	9:53'31.582
7	13.685	37.004	32.181	22.511	1'45.381	<b>211,4</b>	9:55'16.963
8	13.609	36.537	2'20.484	2'50.470	6'01.100P	209,7	10:01'18.063
9	25.365	39.213	47.148	24.228	2'15.954P	203,4	10:03'34.017
10	13.832	<b>35.994</b>	31.780	22.328	1'43.934	210,5	10:05'17.951
11	13.699	36.292	31.713	22.198	1'43.902	208,9	10:07'01.853
12	13.529	36.243	33.794	40.181	2'03.747	208,5	10:09'05.600
13	38.185	58.560	31.609	<b>22.047</b>	2'30.401	92,6	10:11'36.001
14	<b>13.496</b>	36.004	<b>31.395</b>	22.156	<b>1'43.051</b>	206,9	10:13'19.052

**15 N. BALDAN**

Giro	Seg.1	Seg.2	Seg.3	Seg.4	T. Giro	km/h	Local Time
1							9:42'25.404
2	53.012	43.735	35.616	2'56.015	5'08.378P		9:47'33.782
3	24.066	39.695	<b>32.606</b>	5'31.099	7'07.466P	195,3	9:54'41.248
4	29.813	41.932	32.875	9'16.730	11'01.350P	189,1	10:05'42.598
5	23.366	<b>39.349</b>	33.871	<b>25.155</b>	2'01.741P	<b>200,7</b>	10:07'44.339

**16 J. CLAIRET (1'42.533)**

Giro	Seg.1	Seg.2	Seg.3	Seg.4	T. Giro	km/h	Local Time
1							9:41'33.836
2	48.792	42.962	35.431	24.709	2'31.894P		9:44'05.730
3	15.079	40.856	32.930	23.273	1'52.138		9:45'57.868
4	14.359	36.308	31.315	2'26.940	3'48.922P		9:49'46.790
5	26.203	39.031	31.626	22.574	1'59.434P	199,6	9:51'46.224
6	14.082	35.769	31.165	22.530	1'43.546	208,9	9:53'29.770
7	13.926	35.827	30.894	<b>22.114</b>	1'42.761	207,7	9:55'12.531
8	13.750	35.810	<b>30.878</b>	22.576	1'43.014	207,7	9:56'55.545
9	13.704	44.603	39.520	3'18.599	4'56.426P	146,9	10:01'51.971

**10 F. PAOLINO (1'43.625)**

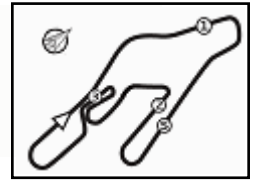
Giro	Seg.1	Seg.2	Seg.3	Seg.4	T. Giro	km/h	Local Time
1							9:42'08.822
2	34.758	42.991	35.579	25.606	2'18.934P		9:44'27.756
3	15.910	40.095	33.600	24.161	1'53.766		9:46'21.522
4	15.091	37.389	32.891	4'17.300	5'42.671P		9:52'04.193
5	22.404	37.026	32.011	22.916	1'54.357P	204,5	9:53'58.550
6	14.386	35.762	31.523	22.575	1'44.246	207,3	9:55'42.796
7	14.152	35.696	31.317	30.402	1'51.567	206,9	9:57'34.363
8	31.858	52.866	32.030	22.628	2'19.382	96,5	9:59'53.745
9	14.193	35.538	32.153	22.925	1'44.809	206,9	10:01'38.554

16/09/2022

P = Box In/Out - C = Tempo Invalidato







Vallelunga Auto 4.085 m

**3 / 5**

## ACI Racing Weekend Vallelunga, 17-18 Settembre 2022

### TCR Italy - Analisi Tempi Prove Libere 1

9	59.430	38.681	31.454	22.290	2'31.855P	191,2	10:04'15.598
10	13.463	35.682	31.336	<b>22.151</b>	1'42.632	210,9	10:05'58.230
11	13.469	35.622	31.364	22.380	1'42.835	210,5	10:07'41.065

3	16.770	40.821	34.623	24.742	1'56.956		9:45'26.128
4	14.731	37.031	32.343	22.736	1'46.841		9:47'12.969
5	14.135	36.038	31.621	22.671	1'44.465		9:48'57.434
6	13.986	35.948	<b>31.198</b>	<b>22.294</b>	<b>1'43.426</b>	207,3	9:50'40.860
7	13.914	<b>35.756</b>	33.586	22.476	1'45.732	207,3	9:52'26.592
8	<b>13.633</b>	36.509	31.715	22.392	1'44.249	207,3	9:54'10.841
9	14.127	36.100	32.793	22.572	1'45.592	208,5	9:55'56.433
10	13.826	36.256	36.687	2'18.018	3'44.787P	206,5	9:59'41.220
11	23.286	37.112	35.439	22.928	1'58.765P	207,7	10:01'39.985
12	13.679	36.035	31.483	22.400	1'43.597	208,1	10:03'23.582
13	13.686	36.012	31.918	22.498	1'44.114	208,1	10:05'07.696
14	13.769	35.860	31.637	44.190	2'05.456P	208,1	10:07'13.152
15	25.330	35.973	34.596	33.247	2'09.146P	<b>208,9</b>	10:09'22.298
16	27.383	58.741	32.518	22.646	2'21.288	94,6	10:11'43.586
17	13.678	35.972	31.908	22.552	1'44.110	207,3	10:13'27.696

**34 M. ZANARDINI (1'43.941)**

Giro	Seg.1	Seg.2	Seg.3	Seg.4	T. Giro	km/h	Local Time
1							9:40'08.198
2	43.799	57.133	39.770	2'34.777	4'55.479P		9:45'03.677
3	25.092	38.670	32.981	24.105	2'00.848P		9:47'04.525
4	15.725	36.594	31.717	22.956	1'46.992		9:48'51.517
5	14.427	36.582	31.365	22.761	1'45.135	203,8	9:50'36.652
6	14.399	36.132	31.107	22.662	1'44.300	205,7	9:52'20.952
7	14.207	37.008	31.114	22.805	1'45.134	206,5	9:54'06.086
8	14.154	36.182	<b>30.991</b>	22.614	<b>1'43.941</b>	205,3	9:55'50.027
9	14.127	<b>36.031</b>	33.678	37.523	2'01.359	205,7	9:57'51.386
10	36.212	50.711	32.637	24.152	2'23.712	176,8	10:00'15.098
11	14.459	36.742	31.306	22.842	1'45.349	204,2	10:02'00.447
12	14.288	37.262	31.181	<b>22.597</b>	1'45.328	205,7	10:03'45.775
13	<b>13.739</b>	36.174	31.235	22.941	1'44.089	<b>207,7</b>	10:05'29.864
14	14.345	36.791	31.354	22.611	1'45.101	205,7	10:07'14.965
15	13.852	36.542	37.048	3'10.259	4'37.701P	205,7	10:11'52.666

**56 C. BRUSA (1'42.310)**

Giro	Seg.1	Seg.2	Seg.3	Seg.4	T. Giro	km/h	Local Time
1							9:42'21.226
2	37.765	40.555	34.297	23.672	2'16.289P		9:44'37.515
3	14.584	37.439	33.115	23.421	1'48.559		9:46'26.074
4	14.124	36.439	32.469	22.716	1'45.748		9:48'11.822
5	13.977	36.424	31.914	22.637	1'44.952	208,1	9:49'56.774
6	13.893	36.064	31.666	1'50.763	3'12.386P	<b>208,9</b>	9:53'09.160
7	22.333	36.114	31.546	22.099	1'52.092P	206,9	9:55'01.252
8	13.585	36.554	31.084	<b>21.984</b>	1'43.207	206,5	9:56'44.459
9	13.398	36.366	43.120	29.649	2'02.533	206,5	9:58'46.992
10	17.333	41.680	34.626	22.233	1'55.872	164,4	10:00'42.864
11	13.578	35.647	31.110	22.165	1'42.500	<b>208,9</b>	10:02'25.364
12	<b>13.351</b>	35.745	31.394	21.994	1'42.484	208,5	10:04'07.848
13	13.385	36.041	<b>31.004</b>	22.245	1'42.675	208,1	10:05'50.523
14	13.372	41.475	35.672	22.907	1'53.426	183,4	10:07'43.949
15	13.989	47.389	46.547	36.326	2'24.251	186,5	10:10'08.200
16	27.991	41.170	31.771	21.986	2'02.918	173,6	10:12'11.118
17	13.364	<b>35.492</b>	31.270	22.184	<b>1'42.310</b>	208,1	10:13'53.428

**37 S. LOPÉZ (1'43.242)**

Giro	Seg.1	Seg.2	Seg.3	Seg.4	T. Giro	km/h	Local Time
1							9:40'49.082
2	50.315	46.950	35.180	25.112	2'37.557P		9:43'26.639
3	15.877	41.555	32.514	23.163	1'53.109		9:45'19.748
4	14.401	36.268	31.741	22.744	1'45.154		9:47'04.902
5	14.218	36.133	31.366	22.343	1'44.080		9:48'48.982
6	13.836	35.778	<b>31.306</b>	<b>22.322</b>	<b>1'43.242</b>	207,7	9:50'32.224
7	13.713	<b>35.750</b>	31.523	22.325	1'43.311	209,3	9:52'15.535
8	13.818	35.883	31.456	22.333	1'43.490	208,9	9:53'59.025
9	16.155	49.937	35.825	22.938	2'04.855	130,9	9:56'03.880
10	13.755	35.764	41.793	2'56.981	4'28.293P	208,1	10:00'32.173
11	24.589	45.736	31.741	22.765	2'04.831P	133,0	10:02'37.004
12	13.692	35.777	31.437	22.465	1'43.371	<b>209,7</b>	10:04'20.375
13	13.711	35.679	31.527	22.350	1'43.267	<b>209,7</b>	10:06'03.642
14	13.714	36.443	31.500	22.426	1'44.083	206,5	10:07'47.725
15	<b>13.540</b>	38.179	48.288	38.231	2'18.238	208,5	10:10'05.963
16	25.698	36.730	31.407	22.396	1'56.231	206,5	10:12'02.194
17	13.623	35.819	31.707	22.908	1'44.057	208,1	10:13'46.251

**64 L. LOSONCZY (1'44.015)**

Giro	Seg.1	Seg.2	Seg.3	Seg.4	T. Giro	km/h	Local Time
1							9:40'04.803
2	39.758	49.944	35.978	3'15.050	5'20.730P		9:45'25.533
3	24.363	39.989	39.531	30.436	2'14.319P		9:47'39.852
4	15.352	38.797	31.978	23.351	1'49.478	204,2	9:49'29.330
5	14.251	37.589	31.997	22.849	1'46.686	206,5	9:51'16.016
6	14.144	36.695	31.701	22.642	1'45.182	204,9	9:53'01.198
7	14.042	36.901	32.103	22.723	1'45.769	205,3	9:54'46.967
8	13.888	37.489	36.087	22.620	1'50.084	204,2	9:56'37.051
9	13.760	39.549	47.744	29.933	2'10.986	205,7	9:58'48.037
10	17.256	42.566	34.315	22.869	1'57.006	152,8	10:00'45.043
11	13.749	36.402	<b>31.421</b>	22.533	1'44.105	204,5	10:02'29.148
12	14.001	38.582	32.399	<b>22.522</b>	1'47.504	204,5	10:04'16.652
13	<b>13.695</b>	<b>36.089</b>	31.539	22.692	<b>1'44.015</b>	<b>207,7</b>	10:06'00.667
14	13.721	36.479	31.931	22.796	1'44.927	206,5	10:07'45.594
15	13.827	38.120	43.592	35.231	2'10.770	205,3	10:09'56.364
16	22.764	40.244	32.943	2'31.825	4'07.776P	184,0	10:14'04.140

**66 G. COLOMBANI (1'45.144)**

Giro	Seg.1	Seg.2	Seg.3	Seg.4	T. Giro	km/h	Local Time
1							9:41'40.601
2	51.596	43.198	37.967	26.155	2'38.916P		9:44'19.517
3	16.739	39.366	34.416	24.916	1'55.437		9:46'14.954
4	15.213	39.820	33.592	23.992	1'52.617		9:48'07.571
5	14.605	37.654	32.465	23.799	1'48.523	205,7	9:49'56.094
6	14.295	37.678	32.028	23.008	1'47.009	208,1	9:51'43.103

**41 V. FERNÁNDEZ (1'43.426)**

Giro	Seg.1	Seg.2	Seg.3	Seg.4	T. Giro	km/h	Local Time
1							9:40'24.851
2	1'13.335	47.402	38.454	25.130	3'04.321P		9:43'29.172

16/09/2022 P = Box In/Out - C = Tempo Invalidato

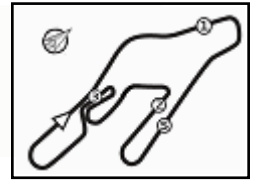








1.4



Vallelunga Auto 4.085 m

5 / 5

# ACI Racing Weekend Vallelunga, 17-18 Settembre 2022

## TCR Italy - Analisi Tempi Prove Libere 1

15 14.504 37.901 32.909 23.447 1'48.761 199,3 10:13'46.016

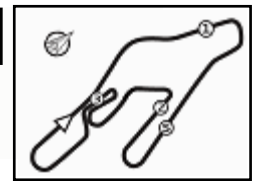
16/09/2022

P = Box In/Out - C = Tempo Invalidato



Powered by FICr PERUGIA TIMING





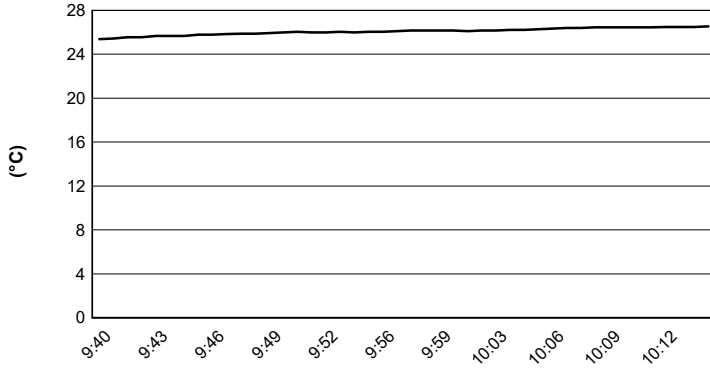
Vallelunga Auto 4.085 m

# ACI Racing Weekend Vallelunga, 17-18 Settembre 2022

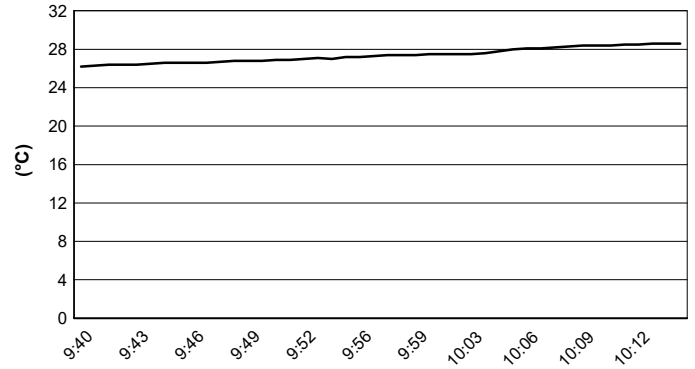
## TCR Italy - Meteo Prove Libere 1

Session started 09:40 - Session ended 10:15

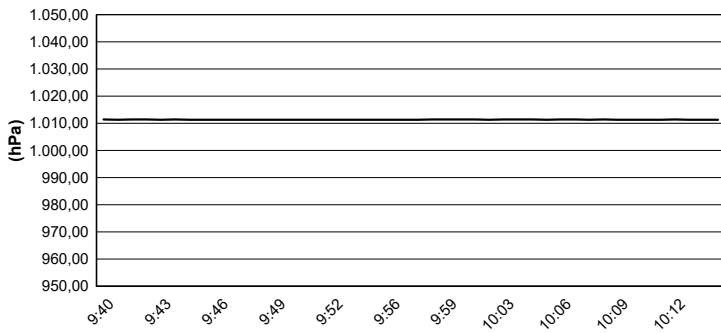
### Air Temperature



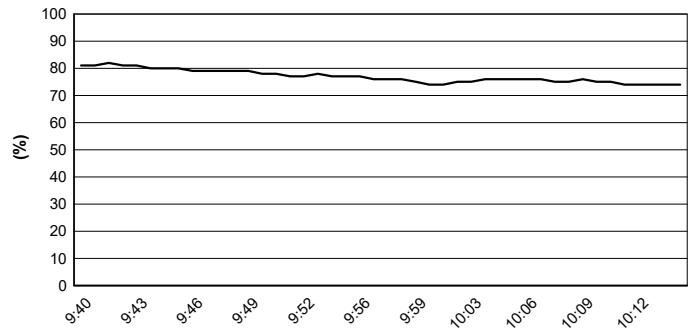
### Track Temperature



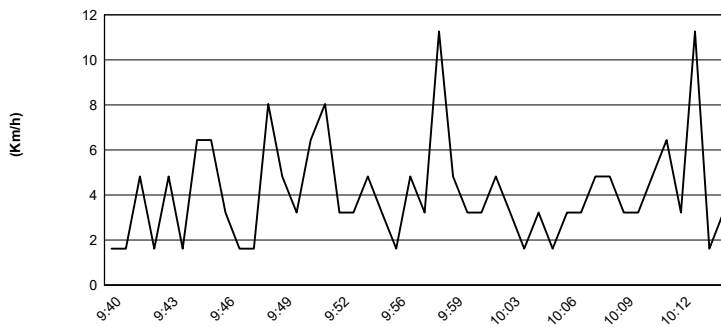
### Air Pressure



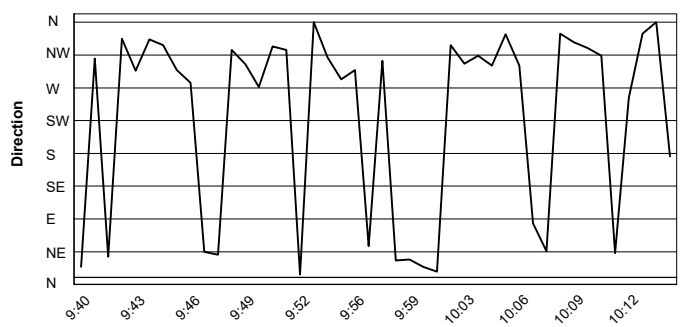
### Humidity



### Wind Speed



### Wind Direction



16/09/2022

