
**ACI Racing Weekend Misano, 6-7 Maggio 2023**
**Campionato Italiano GT Sprint GT Cup - Classifica Qualifiche 2**

Misano Circuit Sic 58 4.226 m

1 / 2

Num.	Conducente	Naz	Concorrente	Team	Auto	Classe	Tempo	Dist.	Rel.	Giri
1	<b>112 PERA</b> Riccardo	ITA	Ombra Racing	Ombra Racing	Porsche 992	GTCPA	<b>1'34.689</b>			4
2	<b>163 STADSBADER</b> Gilles	BEL	VSR	VSR	Lamborghini Huracàn ST	GTCPA	<b>1'35.050</b>	0.361	0.361	8
3	<b>172 SEGÙ</b> Luca	ITA	DL Racing	DL Racing	Lamborghini Huracàn	GTCPA	<b>1'35.177</b>	0.488	0.127	6
4	<b>106 POLLINI</b> Giacomo	ITA	Pollini Giacomo	Giacomo Race	Lamborghini Huracàn	GTCPA	<b>1'35.237</b>	0.548	0.060	7
5	<b>177 POSTIGLIONE</b> Vito	ITA	Biolghini Pablo		Porsche 992	GTCPA	<b>1'35.567</b>	0.878	0.330	5
6	<b>272 FABI</b> Alessandro	ITA	DL Racing	DL Racing	Lamborghini Huracàn	GTCAM	<b>1'35.929</b>	1.240	0.362	7
7	<b>199 RUGOLO</b> Michele	ITA	Colavita Giovanni	Double TT Racing	Ferrari 488	GTCPA	<b>1'36.529</b>	1.840	0.600	5
8	<b>251 BONTEMPELLI</b> Lorenzo	ITA	SR&R	SR&R	Ferrari 488	GTCAM	<b>1'36.606</b>	1.917	0.077	7
9	<b>248 ALESSANDRI</b> Pierluigi	ITA	DL Racing	DL Racing	Lamborghini Huracàn	GTCAM	<b>1'36.699</b>	2.010	0.093	8
10	<b>222 PASTORELLI</b> Luca	ITA	Krypton Motorsport	Krypton Motorsport	Porsche 992	GTCAM	<b>1'36.761</b>	2.072	0.062	8
11	<b>206 ZANON</b> Ignazio	ITA	VSR	VSR	Lamborghini Huracàn ST	GTCAM	<b>1'37.063</b>	2.374	0.302	7
12	<b>247 CARMINATI</b> Ettore	ITA	Carminati Ettore		Lamborghini Huracàn	GTCAM	<b>1'37.082</b>	2.393	0.019	6
13	<b>211 ZANARDINI</b> Mirko	ITA	Autorlando Sport	Autorlando Sport	Porsche 992 GT3 Cup	GTCAM	<b>1'37.210</b>	2.521	0.128	7
14	<b>111 DEMARCHI</b> Luca	ITA	Best Lap	Best Lap	Ferrari 488	GTCPA	<b>1'37.349</b>	2.660	0.139	8
15	<b>152 BACCI</b> Alessio	ITA	SR&R	SR&R	Ferrari 488	GTCPA	<b>1'37.403</b>	2.714	0.054	6
16	<b>244 BACCANI</b> Alessandro	ITA	Ebimotors	Ebimotors	Porsche 991.2 GT3 Cup	GTCAM	<b>1'37.456</b>	2.767	0.053	8
17	<b>271 LIANA</b> Niccolò	ITA	Ebimotors	Ebimotors	Porsche 991.2 GT3 Cup	GTCAM	<b>1'37.701</b>	3.012	0.245	8
18	<b>234 LUVISI</b> Matteo	ITA	GDL Racing	GDL Racing	Porsche 991 GT3 Cup	GTCAM	<b>1'37.886</b>	3.197	0.185	6
19	<b>228 BENCIVENNI</b> Filippo	ITA	Nova Race	Nova Race	Mercedes SLS AMG	GTCAM	<b>1'37.901</b>	3.212	0.015	6
20	<b>230 PEZZUTO</b> Nicolò	ITA	HC Racing	HC Racing	Lamborghini Huracàn	GTCAM	<b>1'37.943</b>	3.254	0.042	7
21	<b>290 SCARPETTA</b> Vincenzo	ITA	Best Lap	Best Lap	Ferrari 488	GTCAM	<b>1'37.956</b>	3.267	0.013	9
22	<b>296 DEL COL</b> Leonardo	ITA	Easy Race	Easy Race	Ferrari 488	GTCAM	<b>1'38.148</b>	3.459	0.192	6
23	<b>207 CARBONI</b> Gianluca	ITA	Nova Race	Nova Race	Mercedes SLS AMG	GTCAM	<b>1'38.680</b>	3.991	0.532	6
24	<b>203 PRANDI</b> Valerio	ITA	Ebimotors	Ebimotors	Porsche 991.2 GT3 Cup	GTCAM	<b>1'38.764</b>	4.075	0.084	6
25	<b>208 PRIVITELIO</b> Luciano	SMR	Iron Lynx	Iron Lynx	Lamborghini Huracàn ST Evo 2	GTCAM	<b>1'39.173</b>	4.484	0.409	9
26	<b>202 D'AURIA</b> Ferdinando	ITA	HC Racing	HC Racing	Lamborghini Huracàn	GTCAM	<b>1'39.470</b>	4.781	0.297	7
27	<b>176 ZERBI</b> Stefano	ITA	Pisani Eugenio		Porsche 992	GTCPA	<b>1'40.478</b>	5.789	1.008	7
28	<b>233 GRISI</b> Alberto	ITA	Grisi Alberto		Porsche 992	GTCAM	<b>1'42.622</b>	7.933	2.144	7
29	<b>212 D'ANIELLO</b> Nicola	ITA	Best Lap	Best Lap	Ferrari 488	GTCAM	<b>1'45.777</b>	11.088	3.155	7

Tempo di Qualificazione: (117% di 1'34.972): 1'51.118

Umidità	64%	ARIA	20°C
Condizioni	DRY	Pista	24°C

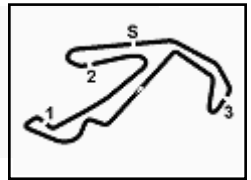
Direttore di Gara : Fabrizio Fondacci

Direttore di Prova : Alessandro Ferrari

06/05/2023      Inizio 09:55      Fine 10:11

Esposta alle: .....




**ACI Racing Weekend Misano, 6-7 Maggio 2023**
**Campionato Italiano GT Sprint GT Cup - Classifica Qualifiche 2**

Misano Circuit Sic 58 4.226 m

2 / 2

**Highlights**

09.53		FAST LANE OPEN
09.55		Start
09.55		Green Flag
09.57	<b>222 Krypton Motorsport</b>	Time Deleted (1'41.988) - Exceeded Track Limits - Turn 8
09.58	<b>203 Ebimotors</b>	Time Deleted (1'39.711) - Exceeded Track Limits - Turn 8
09.58	<b>208 Iron Lynx</b>	Time Deleted (1'39.982) - Exceeded Track Limits - Turn 8
09.58	<b>228 Nova Race</b>	Time Deleted (1'38.478) - Exceeded Track Limits - Turn 8
09.58	<b>271 Ebimotors</b>	Time Deleted (1'40.908) - Exceeded Track Limits - Turn 8
09.59	<b>106 Pollini Giacomo</b>	Time Deleted (1'35.455) - Exceeded Track Limits - Turn 8
09.59	<b>247 Carminati Ettore</b>	Time Deleted (1'36.989) - Exceeded Track Limits - Turn 8
09.59	<b>199 Colavita Giovanni</b>	Time Deleted (4'46.678) - Exceeded Track Limits - Turn 8
09.59	<b>203 Ebimotors</b>	Time Deleted (1'39.380) - Exceeded Track Limits - Turn 8
10.00	<b>207 Nova Race</b>	Time Deleted (1'38.659) - Exceeded Track Limits - Turn 13
10.00	<b>244 Ebimotors</b>	Time Deleted (1'36.995) - Exceeded Track Limits - Turn 8
10.00	<b>234 GDL Racing</b>	Time Deleted (1'42.620) - Exceeded Track Limits - Turn 6
10.01	<b>206 VSR</b>	Time Deleted (1'36.703) - Exceeded Track Limits - Turn 14
10.01	<b>111 Best Lap</b>	Time Deleted (1'37.657) - Exceeded Track Limits - Turn 8
10.01	<b>211 Autorlando Sport</b>	Time Deleted (1'40.960) - Exceeded Track Limits - Turn 8
10.01	<b>244 Ebimotors</b>	Time Deleted (1'37.051) - Exceeded Track Limits - Turn 8
10.02	<b>271 Ebimotors</b>	Time Deleted (1'38.032) - Exceeded Track Limits - Turn 8
10.02	<b>234 GDL Racing</b>	Time Deleted (1'40.230) - Exceeded Track Limits - Turn 8
10.02	<b>290 Best Lap</b>	Time Deleted (1'41.141) - Exceeded Track Limits - Turn 3
10.03	<b>244 Ebimotors</b>	Time Deleted (2'36.097) - Exceeded Track Limits - Turn 3
10.03	<b>111 Best Lap</b>	Time Deleted (1'37.419) - Exceeded Track Limits - Turn 8
10.03	<b>211 Autorlando Sport</b>	Time Deleted (1'37.293) - Exceeded Track Limits - Turn 8
10.03	<b>208 Iron Lynx</b>	Time Deleted (1'39.390) - Exceeded Track Limits - Turn 8
10.04	<b>152 SR&amp;R</b>	Time Deleted (1'36.885) - Exceeded Track Limits - Turn 3
10.04	<b>234 GDL Racing</b>	Time Deleted (1'40.912) - Exceeded Track Limits - Turn 8
10.04	<b>206 VSR</b>	Time Deleted (1'38.066) - Exceeded Track Limits - Turn 8
10.04	<b>290 Best Lap</b>	Time Deleted (1'40.345) - Exceeded Track Limits - Turn 3
10.04	<b>247 Carminati Ettore</b>	Time Deleted (1'36.756) - Exceeded Track Limits - Turn 8
10.06	<b>207 Nova Race</b>	Time Deleted (1'39.084) - Exceeded Track Limits - Turn 8
10.06	<b>222 Krypton Motorsport</b>	Time Deleted (1'37.118) - Exceeded Track Limits - Turn 8
10.06	<b>208 Iron Lynx</b>	Time Deleted (1'40.633) - Exceeded Track Limits - Turn 6
10.06	<b>211 Autorlando Sport</b>	Time Deleted (1'37.499) - Exceeded Track Limits - Turn 8
10.07	<b>271 Ebimotors</b>	Time Deleted (1'37.785) - Exceeded Track Limits - Turn 8
10.07	<b>106 Pollini Giacomo</b>	Time Deleted (1'37.865) - Exceeded Track Limits - Turn 8
10.08	<b>234 GDL Racing</b>	Time Deleted (1'39.115) - Exceeded Track Limits - Turn 13
10.08	<b>228 Nova Race</b>	Time Deleted (1'45.019) - Exceeded Track Limits - Turn 6
10.08	<b>244 Ebimotors</b>	Time Deleted (1'38.656) - Exceeded Track Limits - Turn 8
10.08	<b>152 SR&amp;R</b>	Time Deleted (1'37.390) - Exceeded Track Limits - Turn 16
10.08	<b>152 SR&amp;R</b>	Current Lap Deleted - Exceeded Track Limits - Turn 16
10.10	<b>111 Best Lap</b>	Current Lap Deleted - Exceeded Track Limits - Turn 8
10.10	<b>208 Iron Lynx</b>	Time Deleted (1'41.840) - Exceeded Track Limits - Turn 8
10.11		End of Session

**Fastest Laps Sequence**

Num.	Concorrente	Naz	Team	Auto	Local Time	Tempo	Dist.	Media
112	R. PERA	ITA	Ombra Racing	Porsche 992	09:58'34.171	<b>1'35.852</b>		158,720
163	G. STADSBADER	BEL	VSR	Lamborghini Huracàn ST	10:00'07.315	<b>1'35.452</b>	-0.400	159,385
172	L. SEGÙ	SWE	DL Racing	Lamborghini Huracàn	10:00'39.807	<b>1'35.244</b>	-0.208	159,733
172	L. SEGÙ	SWE	DL Racing	Lamborghini Huracàn	10:03'52.171	<b>1'35.177</b>	-0.067	159,845
112	R. PERA	ITA	Ombra Racing	Porsche 992	10:05'11.499	<b>1'34.689</b>	-0.488	160,669

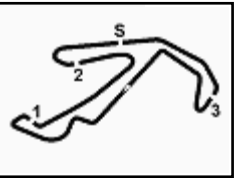
Direttore di Gara : Fabrizio Fondacci

Direttore di Prova : Alessandro Ferrari

06/05/2023 Inizio 09:55 Fine 10:11

Esposta alle: .....




**ACI Racing Weekend Misano, 6-7 Maggio 2023**
**Campionato Italiano GT Sprint GTCup - Best Sectors & Speed Qualifiche 2**

Misano Circuit Sic 58 4.226 m

**MIGLIOR GIRO**

1	112 PERA Riccardo	Porsche 992	1'34.689
2	163 STADSBADER Gilles	Lamborghini Huracàn ST	1'35.050
3	172 SEGÙ Luca	Lamborghini Huracàn	1'35.177
4	106 POLLINI Giacomo	Lamborghini Huracàn	1'35.237
5	177 POSTIGLIONE Vito	Porsche 992	1'35.567
6	272 FABI Alessandro	Lamborghini Huracàn	1'35.929
7	199 RUGOLO Michele	Ferrari 488	1'36.529
8	251 BONTEMPELLI Lorenzo	Ferrari 488	1'36.606
9	248 ALESSANDRI Pierluigi	Lamborghini Huracàn	1'36.699
10	222 PASTORELLI Luca	Porsche 992	1'36.761
11	206 ZANON Ignazio	Lamborghini Huracàn ST	1'37.063
12	247 CARMINATI Ettore	Lamborghini Huracàn	1'37.082
13	211 ZANARDINI Mirko	Porsche 992 GT3 Cup	1'37.210
14	111 DEMARCHI Luca	Ferrari 488	1'37.349
15	152 BACCI Alessio	Ferrari 488	1'37.403
16	244 BACCANI Alessandro	Porsche 991.2 GT3 Cup	1'37.456
17	271 LIANA Niccolò	Porsche 991.2 GT3 Cup	1'37.701
18	234 LUVISI Matteo	Porsche 991 GT3 Cup	1'37.886
19	228 BENCIVENNI Filippo	Mercedes SLS AMG	1'37.901
20	230 PEZZUTO Nicolò	Lamborghini Huracàn	1'37.943
21	290 SCARPETTA Vincenzo	Ferrari 488	1'37.956
22	296 DEL COL Leonardo	Ferrari 488	1'38.148
23	207 CARBONI Gianluca	Mercedes SLS AMG	1'38.680
24	203 PRANDI Valerio	Porsche 991.2 GT3 Cup	1'38.764
25	208 PRIVITELIO Luciano	Lamborghini Huracàn ST Evo 2	1'39.173
26	202 D'AURIA Ferdinando	Lamborghini Huracàn	1'39.470
27	176 ZERBI Stefano	Porsche 992	1'40.478
28	233 GRISI Alberto	Porsche 992	1'42.622
29	212 D'ANIELLO Nicola	Ferrari 488	1'45.777

**SPEED**

1	234 LUVISI Matteo	Porsche 991 GT3 Cup	226,9
2	233 GRISI Alberto	Porsche 992	224,1
3	176 ZERBI Stefano	Porsche 992	224,1
4	163 STADSBADER Gilles	Lamborghini Huracàn ST	224,1
5	251 BONTEMPELLI Lorenzo	Ferrari 488	223,1
6	206 ZANON Ignazio	Lamborghini Huracàn ST	223,1
7	244 BACCANI Alessandro	Porsche 991.2 GT3 Cup	222,7
8	290 SCARPETTA Vincenzo	Ferrari 488	221,8
9	199 RUGOLO Michele	Ferrari 488	220,9
10	203 PRANDI Valerio	Porsche 991.2 GT3 Cup	220,9
11	152 BACCI Alessio	Ferrari 488	220,4
12	271 LIANA Niccolò	Porsche 991.2 GT3 Cup	220,4
13	296 DEL COL Leonardo	Ferrari 488	220,4
14	177 POSTIGLIONE Vito	Porsche 992	220,0
15	111 DEMARCHI Luca	Ferrari 488	220,0
16	202 D'AURIA Ferdinando	Lamborghini Huracàn	220,0
17	247 CARMINATI Ettore	Lamborghini Huracàn	219,5
18	272 FABI Alessandro	Lamborghini Huracàn	219,5
19	222 PASTORELLI Luca	Porsche 992	219,1
20	212 D'ANIELLO Nicola	Ferrari 488	219,1
21	208 PRIVITELIO Luciano	Lamborghini Huracàn ST Evo 2	219,1
22	106 POLLINI Giacomo	Lamborghini Huracàn	218,6
23	230 PEZZUTO Nicolò	Lamborghini Huracàn	218,6
24	112 PERA Riccardo	Porsche 992	217,7
25	172 SEGÙ Luca	Lamborghini Huracàn	217,7
26	248 ALESSANDRI Pierluigi	Lamborghini Huracàn	217,7
27	211 ZANARDINI Mirko	Porsche 992 GT3 Cup	217,7
28	228 BENCIVENNI Filippo	Mercedes SLS AMG	217,3
29	207 CARBONI Gianluca	Mercedes SLS AMG	216,9

**SEG. 1**

1	112 PERA Riccardo	24.915
2	177 POSTIGLIONE Vito	25.014
3	172 SEGÙ Luca	25.022
4	163 STADSBADER Gilles	25.073
5	106 POLLINI Giacomo	25.074
6	272 FABI Alessandro	25.223
7	211 ZANARDINI Mirko	25.387
8	248 ALESSANDRI Pierluigi	25.480
9	247 CARMINATI Ettore	25.580
10	206 ZANON Ignazio	25.647
11	199 RUGOLO Michele	25.665
12	251 BONTEMPELLI Lorenzo	25.712
13	290 SCARPETTA Vincenzo	25.732
14	152 BACCI Alessio	25.739
15	202 D'AURIA Ferdinando	25.754
16	222 PASTORELLI Luca	25.765
17	111 DEMARCHI Luca	25.769
18	234 LUVISI Matteo	25.820
19	244 BACCANI Alessandro	25.854
20	228 BENCIVENNI Filippo	25.863
21	230 PEZZUTO Nicolò	25.968
22	271 LIANA Niccolò	26.037
23	207 CARBONI Gianluca	26.131
24	296 DEL COL Leonardo	26.132
25	203 PRANDI Valerio	26.176
26	208 PRIVITELIO Luciano	26.379
27	176 ZERBI Stefano	26.737
28	233 GRISI Alberto	27.181
29	212 D'ANIELLO Nicola	28.016

**SEG. 2**

1	112 PERA Riccardo	22.363
2	222 PASTORELLI Luca	22.489
3	163 STADSBADER Gilles	22.500
4	106 POLLINI Giacomo	22.506
5	177 POSTIGLIONE Vito	22.507
6	199 RUGOLO Michele	22.507
7	247 CARMINATI Ettore	22.520
8	251 BONTEMPELLI Lorenzo	22.561
9	111 DEMARCHI Luca	22.585
10	172 SEGÙ Luca	22.622
11	272 FABI Alessandro	22.690
12	211 ZANARDINI Mirko	22.693
13	244 BACCANI Alessandro	22.694
14	271 LIANA Niccolò	22.718
15	248 ALESSANDRI Pierluigi	22.742
16	152 BACCI Alessio	22.821
17	296 DEL COL Leonardo	22.845
18	290 SCARPETTA Vincenzo	22.863
19	206 ZANON Ignazio	22.951
20	234 LUVISI Matteo	22.959
21	230 PEZZUTO Nicolò	22.968
22	228 BENCIVENNI Filippo	22.976
23	208 PRIVITELIO Luciano	22.983
24	207 CARBONI Gianluca	23.029
25	203 PRANDI Valerio	23.062
26	176 ZERBI Stefano	23.327
27	202 D'AURIA Ferdinando	23.626
28	233 GRISI Alberto	23.909
29	212 D'ANIELLO Nicola	24.211

**SEG. 3**

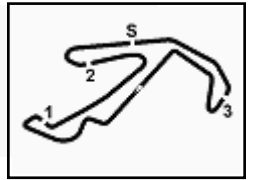
1	163 STADSBADER Gilles	26.134
2	206 ZANON Ignazio	26.293
3	172 SEGÙ Luca	26.324
4	112 PERA Riccardo	26.398
5	177 POSTIGLIONE Vito	26.428
6	106 POLLINI Giacomo	26.464
7	272 FABI Alessandro	26.466
8	199 RUGOLO Michele	26.561
9	244 BACCANI Alessandro	26.635
10	222 PASTORELLI Luca	26.696
11	247 CARMINATI Ettore	26.707
12	248 ALESSANDRI Pierluigi	26.710
13	251 BONTEMPELLI Lorenzo	26.754
14	152 BACCI Alessio	26.786
15	290 SCARPETTA Vincenzo	26.839
16	230 PEZZUTO Nicolò	26.879
17	211 ZANARDINI Mirko	26.882
18	234 LUVISI Matteo	26.894
19	111 DEMARCHI Luca	26.958
20	228 BENCIVENNI Filippo	27.095
21	271 LIANA Niccolò	27.139
22	296 DEL COL Leonardo	27.160
23	207 CARBONI Gianluca	27.215
24	203 PRANDI Valerio	27.336
25	202 D'AURIA Ferdinando	27.424
26	208 PRIVITELIO Luciano	27.563
27	176 ZERBI Stefano	27.723
28	233 GRISI Alberto	27.906
29	212 D'ANIELLO Nicola	29.399

**SEG. 4**

1	163 STADSBADER Gilles	20.967
2	112 PERA Riccardo	21.013
3	172 SEGÙ Luca	21.129
4	106 POLLINI Giacomo	21.187
5	177 POSTIGLIONE Vito	21.336
6	272 FABI Alessandro	21.406
7	251 BONTEMPELLI Lorenzo	21.447
8	248 ALESSANDRI Pierluigi	21.486
9	199 RUGOLO Michele	21.517
10	222 PASTORELLI Luca	21.538
11	206 ZANON Ignazio	21.557
12	271 LIANA Niccolò	21.584
13	244 BACCANI Alessandro	21.587
14	247 CARMINATI Ettore	21.651
15	228 BENCIVENNI Filippo	21.756
16	211 ZANARDINI Mirko	21.760
17	111 DEMARCHI Luca	21.770
18	296 DEL COL Leonardo	21.819
19	290 SCARPETTA Vincenzo	21.862
20	230 PEZZUTO Nicolò	21.890
21	234 LUVISI Matteo	21.938
22	152 BACCI Alessio	22.025
23	203 PRANDI Valerio	22.040
24	208 PRIVITELIO Luciano	22.044
25	202 D'AURIA Ferdinando	22.123
26	207 CARBONI Gianluca	22.258
27	176 ZERBI Stefano	22.592
28	233 GRISI Alberto	22.887
29	212 D'ANIELLO Nicola	23.409

06/05/2023





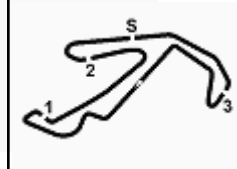
# ACI Racing Weekend Misano, 6-7 Maggio 2023

## Campionato Italiano GT Sprint GTCup - Ideal Time Qualifiche 2

Misano Circuit Sic 58 4.226 m

Num. Concorrente	Conditore	Auto	Seg. 1	Seg. 2	Seg. 3	Seg. 4	Ideal Time		
			Diff. 1	Diff. 2	Diff. 3	Diff. 4	Miglior Giro	Pos.	Diff.
1	<b>163 STADSBADE</b> G. (BEL) VSR	Lamborghini Huracàn ST	25.073 +0.251	22.500 +0.035	<b>26.134</b> +0.090	<b>20.967</b>	<b>1'34.674</b> 1'35.050	2	0.376
2	<b>112 PERA</b> R. (ITA) OMBRA RACING	Porsche 992	<b>24.915</b>	<b>22.363</b>	26.398	21.013	<b>1'34.689</b> 1'34.689	1	
3	<b>172 SEGÙ</b> L. (ITA) DL RACING	Lamborghini Huracàn	25.022	22.622	26.324 +0.080	21.129	<b>1'35.097</b> 1'35.177	3	0.080
4	<b>106 POLLINI</b> G. (ITA) POLLINI GIACOMO	Lamborghini Huracàn	25.074 +0.006	22.506	26.464	21.187	<b>1'35.231</b> 1'35.237	4	0.006
5	<b>177 POSTIGLIONE</b> V. (ITA) BIOLGHINI PABLO	Porsche 992	25.014 +0.151	22.507 +0.066	26.428 +0.065	21.336	<b>1'35.285</b> 1'35.567	5	0.282
6	<b>272 FABI</b> A. (ITA) DL RACING	Lamborghini Huracàn	25.223 +0.038	22.690	26.466	21.406 +0.106	<b>1'35.785</b> 1'35.929	6	0.144
7	<b>199 RUGOLO</b> M. (ITA) COLAVITA GIOVANNI	Ferrari 488	25.665 +0.060	22.507 +0.219	26.561	21.517	<b>1'36.250</b> 1'36.529	7	0.279
8	<b>248 ALESSANDRI</b> P. (ITA) DL RACING	Lamborghini Huracàn	25.480 +0.202	22.742 +0.054	26.710	21.486 +0.025	<b>1'36.418</b> 1'36.699	9	0.281
9	<b>206 ZANON</b> I. (ITA) VSR	Lamborghini Huracàn ST	25.647	22.951	26.293 +0.615	21.557	<b>1'36.448</b> 1'37.063	11	0.615
10	<b>247 CARMINATI</b> E. (ITA) CARMINATI ETTORE	Lamborghini Huracàn	25.580	22.520 +0.171	26.707 +0.236	21.651 +0.217	<b>1'36.458</b> 1'37.082	12	0.624
11	<b>251 BONTEMPELLI</b> L. (ITA) SR&R	Ferrari 488	25.712 +0.019	22.561 +0.105	26.754 +0.008	21.447	<b>1'36.474</b> 1'36.606	8	0.132
12	<b>222 PASTORELLI</b> L. (ITA) KRYPTON MOTORSPORT	Porsche 992	25.765	22.489 +0.168	26.696 +0.055	21.538 +0.050	<b>1'36.488</b> 1'36.761	10	0.273
13	<b>211 ZANARDINI</b> M. (ITA) AUTORLANDO SPORT	Porsche 992 GT3 Cup	25.387	22.693 +0.379	26.882 +0.109	21.760	<b>1'36.722</b> 1'37.210	13	0.488
14	<b>244 BACCANI</b> A. (ITA) EBIMOTORS	Porsche 991.2 GT3 Cup	25.854 +0.575	22.694 +0.111	26.635	21.587	<b>1'36.770</b> 1'37.456	16	0.686
15	<b>111 DEMARCHI</b> L. (ITA) BEST LAP	Ferrari 488	25.769 +0.264	22.585 +0.003	26.958	21.770	<b>1'37.082</b> 1'37.349	14	0.267
16	<b>290 SCARPETTA</b> V. (ITA) BEST LAP	Ferrari 488	25.732	22.863 +0.060	26.839 +0.362	21.862 +0.238	<b>1'37.296</b> 1'37.956	21	0.660
17	<b>152 BACCI</b> A. (ITA) SR&R	Ferrari 488	25.739	22.821	26.786 +0.032	22.025	<b>1'37.371</b> 1'37.403	15	0.032
18	<b>271 LIANA</b> N. (ITA) EBIMOTORS	Porsche 991.2 GT3 Cup	26.037 +0.207	22.718	27.139 +0.016	21.584	<b>1'37.478</b> 1'37.701	17	0.223
19	<b>234 LUVISI</b> M. (ITA) GDL RACING	Porsche 991 GT3 Cup	25.820 +0.262	22.959	26.894	21.938 +0.013	<b>1'37.611</b> 1'37.886	18	0.275
20	<b>228 BENCIVENNI</b> F. (ITA) NOVA RACE	Mercedes SLS AMG	25.863 +0.178	22.976 +0.033	27.095	21.756	<b>1'37.690</b> 1'37.901	19	0.211
21	<b>230 PEZZUTO</b> N. (ITA) HC RACING	Lamborghini Huracàn	25.968 +0.175	22.968 +0.030	26.879	21.890 +0.033	<b>1'37.705</b> 1'37.943	20	0.238
22	<b>296 DEL COL</b> L. (ITA) EASY RACE	Ferrari 488	26.132 +0.192	22.845	27.160	21.819	<b>1'37.956</b> 1'38.148	22	0.192
23	<b>203 PRANDI</b> V. (ITA) EBIMOTORS	Porsche 991.2 GT3 Cup	26.176 +0.081	23.062 +0.032	27.336 +0.037	22.040	<b>1'38.614</b> 1'38.764	24	0.150
24	<b>207 CARBONI</b> G. (ITA) NOVA RACE	Mercedes SLS AMG	26.131	23.029 +0.047	27.215	22.258	<b>1'38.633</b> 1'38.680	23	0.047
25	<b>202 D'AURIA</b> F. (ITA) HC RACING	Lamborghini Huracàn	25.754 +0.408	23.626	27.424 +0.061	22.123 +0.074	<b>1'38.927</b> 1'39.470	26	0.543
26	<b>208 PRIVITELIO</b> L. (SMR) IRON LYNX	Lamborghini Huracàn ST Evo 2	26.379 +0.151	22.983	27.563 +0.053	22.044	<b>1'38.969</b> 1'39.173	25	0.204
27	<b>176 ZERBI</b> S. (ITA) PISANI EUGENIO	Porsche 992	26.737 +0.007	23.327 +0.044	27.723	22.592 +0.048	<b>1'40.379</b> 1'40.478	27	0.099
28	<b>233 GRISI</b> A. (ITA) GRISI ALBERTO	Porsche 992	27.181	23.909 +0.247	27.906 +0.192	22.887 +0.300	<b>1'41.883</b> 1'42.622	28	0.739
29	<b>212 D'ANIELLO</b> N. (ITA) BEST LAP	Ferrari 488	28.016 +0.380	24.211 +0.080	29.399 +0.035	23.409 +0.247	<b>1'45.035</b> 1'45.777	29	0.742
<b>Ideal Time Assoluto</b>			24.915	22.363	26.134	20.967	<b>1'34.379</b>		





# ACI Racing Weekend Misano, 6-7 Maggio 2023

## Campionato Italiano GT Sprint GTCup - Analisi Tempi Qualifiche 2

Misano Circuit Sic 58 4.226 m

1 / 3

106 Pollini Giacomo (1'35.237)							
Giro	Seg.1	Seg.2	Seg.3	Seg.4	T. Giro	km/h	Local Time
Giacomo Pollini							
1		25.505	27.879	23.100		215,1	9:57'01.628
2	26.223	22.907	26.603	21.333	1'37.066	217,7	9:58'38.694
3	25.181	22.518	26.573	21.183	1'35.455C	217,7	10:00'14.149
4	25.317	22.797	32.028	22.510	1'42.652	179,7	10:01'56.801
5	<b>25.074</b>	22.582	28.032	25.360	1'41.048	218,2	10:03'37.849
6	25.080	<b>22.506</b>	<b>26.464</b>	<b>21.187</b>	<b>1'35.237</b>	<b>218,6</b>	10:05'13.086
7	25.829	23.531	27.739	21.473	1'38.572	218,2	10:06'51.658
8	25.177	22.530	27.060	23.098	1'37.865C	218,2	10:08'29.523

2	25.038	22.729	<b>26.324</b>	21.153	1'35.244	<b>217,7</b>	10:00'39.807
3	25.124	22.863	27.562	21.638	1'37.187	212,2	10:02'16.994
4	<b>25.022</b>	<b>22.622</b>	26.404	<b>21.129</b>	<b>1'35.177</b>	216,9	10:03'52.171
5	25.139	23.360	30.546	21.535	1'40.580	193,9	10:05'32.751
6	25.197	22.791	26.458	23.421	1'37.867	216,4	10:07'10.618
7	25.378	24.647	26.753	23.668	1'40.446	216,9	10:08'51.064

111 Best Lap (1'37.349)							
Giro	Seg.1	Seg.2	Seg.3	Seg.4	T. Giro	km/h	Local Time
Luca Demarchi							
1							9:55'35.727
2	44.809	24.342	28.392	22.315	1'59.858P	218,6	9:57'35.585
3	<b>25.769</b>	22.990	27.125	21.836	1'37.720	219,1	9:59'13.305
4	28.816	25.497	30.082	23.296	1'47.691	201,9	10:01'00.996
5	25.999	22.824	27.178	21.656	1'37.657C	218,6	10:02'38.653
6	25.904	22.749	26.926	21.840	1'37.419C	219,5	10:04'16.072
7	29.364	23.983	27.432	25.959	1'46.738	219,1	10:06'02.810
8	26.033	22.588	<b>26.958</b>	<b>21.770</b>	<b>1'37.349</b>	<b>220,0</b>	10:07'40.159
9	28.881	25.652	28.479	21.922	1'44.934	216,0	10:09'25.093

176 Pisani Eugenio (1'40.478)							
Giro	Seg.1	Seg.2	Seg.3	Seg.4	T. Giro	km/h	Local Time
Stefano Zerbi							
1		27.534	32.039	26.330		217,7	9:58'19.725
2	27.515	24.181	28.848	23.026	1'43.570	223,1	10:00'03.295
3	26.744	23.371	<b>27.723</b>	22.640	<b>1'40.478</b>	223,1	10:01'43.773
4	27.170	<b>23.327</b>	28.057	22.954	1'41.508	<b>224,1</b>	10:03'25.281
5	26.851	23.533	28.361	22.898	1'41.643	<b>224,1</b>	10:05'06.924
6	26.885	23.547	27.850	22.629	1'40.911	223,6	10:06'47.835
7	<b>26.737</b>	23.372	28.010	<b>22.592</b>	1'40.711	223,6	10:08'28.546
8	29.650	23.781	30.379	26.283	1'50.093	223,1	10:10'18.639

112 Ombra Racing (1'34.689)							
Giro	Seg.1	Seg.2	Seg.3	Seg.4	T. Giro	km/h	Local Time
Riccardo Pera							
1		22.976	26.923	25.986		215,6	9:56'58.319
2	25.243	22.516	26.454	21.639	1'35.852	<b>217,7</b>	9:58'34.171
3	25.274	22.507	26.488	1'42.672	2'56.941P	217,3	10:01'31.112
4	41.136	27.615	31.851	25.096	2'05.698P	196,4	10:03'36.810
5	<b>24.915</b>	<b>22.363</b>	<b>26.398</b>	<b>21.013</b>	<b>1'34.689</b>	216,4	10:05'11.499

177 Biolghini Pablo (1'35.567)							
Giro	Seg.1	Seg.2	Seg.3	Seg.4	T. Giro	km/h	Local Time
Vito Postiglione							
1		25.552	29.524	22.623		203,8	10:01'41.503
2	<b>25.014</b>	22.530	26.711	22.199	1'36.454	219,5	10:03'17.957
3	25.076	22.511	<b>26.428</b>	21.557	1'35.572	218,6	10:04'53.529
4	25.270	23.294	32.209	22.073	1'42.846	165,1	10:06'36.375
5	25.165	22.573	26.493	<b>21.336</b>	<b>1'35.567</b>	219,1	10:08'11.942
6	25.295	<b>22.507</b>	26.520	21.752	1'36.074	<b>220,0</b>	10:09'48.016

152 SR&R (1'37.403)							
Giro	Seg.1	Seg.2	Seg.3	Seg.4	T. Giro	km/h	Local Time
Alessio Bacci							
1		25.674	27.357	22.119		218,6	9:58'27.519
2	25.820	22.985	27.182	24.343	1'40.330	<b>220,4</b>	10:00'07.849
3	26.171	22.955	27.129	25.077	1'41.332	217,3	10:01'49.181
4	26.739	24.168	32.105	26.537	1'49.549	198,2	10:03'38.730
5	25.835	22.822	26.710	21.518	1'36.885C	219,1	10:05'15.615
6	<b>25.739</b>	<b>22.821</b>	26.818	<b>22.025</b>	<b>1'37.403</b>	219,5	10:06'53.018
7	25.962	22.907	<b>26.786</b>	21.735	1'37.390C	218,6	10:08'30.408

199 Colavita Giovanni (1'36.529)							
Giro	Seg.1	Seg.2	Seg.3	Seg.4	T. Giro	km/h	Local Time
Michele Rugolo							
1		23.801	30.550	27.720		208,1	9:57'20.920
2	26.199	22.795	26.898	22.142	1'38.034	220,4	9:58'58.954
3	26.126	22.816	27.957	3'29.779	4'46.678CP	<b>220,9</b>	10:03'45.632
4	43.070	23.459	28.967	21.934	1'57.430P	198,2	10:05'43.062
5	25.725	22.726	<b>26.561</b>	<b>21.517</b>	<b>1'36.529</b>	<b>220,9</b>	10:07'19.591
6	25.685	23.908	28.594	22.409	1'40.596	219,1	10:09'00.187

163 VSR (1'35.050)							
Giro	Seg.1	Seg.2	Seg.3	Seg.4	T. Giro	km/h	Local Time
Gilles Stadsbader							
1		23.829	27.272	21.733		219,1	9:58'31.863
2	<b>25.073</b>	22.567	26.189	21.623	1'35.452	221,8	10:00'07.315
3	25.477	<b>22.500</b>	26.815	21.781	1'36.573	223,6	10:01'43.888
4	25.689	22.685	26.465	22.191	1'37.030	223,6	10:03'20.918
5	25.801	22.672	26.383	21.359	1'36.215	<b>224,1</b>	10:04'57.133
6	25.223	22.531	<b>26.134</b>	21.190	1'35.078	222,7	10:06'32.211
7	25.451	22.590	26.397	21.073	1'35.511	222,2	10:08'07.722
8	25.402	22.908	27.712	22.010	1'38.032	218,2	10:09'45.754
9	25.324	22.535	26.224	<b>20.967</b>	<b>1'35.050</b>	222,2	10:11'20.804

202 HC Racing (1'39.470)							
Giro	Seg.1	Seg.2	Seg.3	Seg.4	T. Giro	km/h	Local Time
Ferdinando D'Auria							
1		28.283	32.186	26.301		165,6	9:57'00.741
2	28.211	24.365	28.345	22.878	1'43.799	217,3	9:58'44.540
3	26.788	23.898	28.005	22.622	1'41.313	219,1	10:00'25.853
4	26.162	<b>23.626</b>	27.485	22.197	<b>1'39.470</b>	218,6	10:02'05.323
5	27.787	25.797	30.414	24.981	1'48.979	213,4	10:03'54.302
6	26.831	23.777	27.758	22.495	1'40.861	218,2	10:05'35.163
7	26.199	23.800	27.517	22.296	1'39.812	<b>220,0</b>	10:07'14.975
8	26.068	24.101	<b>27.424</b>	<b>22.123</b>	1'39.716	219,5	10:08'54.691

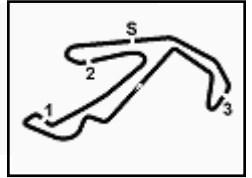
172 DL Racing (1'35.177)							
Giro	Seg.1	Seg.2	Seg.3	Seg.4	T. Giro	km/h	Local Time
Luca Segù							
1		25.499	27.931	21.581		214,7	9:59'04.563

203 Ebimotors (1'38.764)							
Giro	Seg.1	Seg.2	Seg.3	Seg.4	T. Giro	km/h	Local Time
Valerio Prandi							
1		24.858	29.943	27.030		215,1	9:57'21.857
2	26.462	23.456	27.470	22.323	1'39.711C	219,5	9:59'01.568
3	<b>26.176</b>	23.192	27.471	22.541	1'39.380C	220,4	10:00'40.948
4	26.342	<b>23.062</b>	27.352	22.149	1'38.905	220,4	10:02'19.853
5	26.257	23.094	27.373	<b>22.040</b>	<b>1'38.764</b>	220,0	10:03'58.617
6	26.499	23.518	<b>27.336</b>	22.567	1'39.920	<b>220,9</b>	10:05'38.537
7	26.461	23.079	27.525	22.160	1'39.225	220,0	10:07'17.762

06/05/2023 P = Box In/Out - C = Tempo Invalidato







# ACI Racing Weekend Misano, 6-7 Maggio 2023

## Campionato Italiano GT Sprint GTCup - Analisi Tempi Qualifiche 2

Misano Circuit Sic 58 4.226 m

2 / 3

206 VSR (1'37.063)							222 Krypton Motorsport (1'36.761)								
Giro	Seg.1	Seg.2	Seg.3	Seg.4	T. Giro	km/h	Local Time	Giro	Seg.1	Seg.2	Seg.3	Seg.4	T. Giro	km/h	Local Time
Ignazio Zanon							Luca Pastorelli								
1		28.415	28.234	23.694		217,7	9:58'35.645	1		26.881	32.154	25.358		157,2	9:57'11.194
2	26.110	23.139	26.693	21.708	1'37.650	220,4	10:00'13.295	2	25.891	23.126	27.660	25.311	1'41.988C	217,7	9:58'53.182
3	25.678	23.002	<b>26.293</b>	21.730	1'36.703C	221,3	10:01'49.998	3	25.809	22.814	<b>26.696</b>	<b>21.538</b>	1'36.857	217,7	10:00'30.039
4	28.720	24.090	34.730	25.328	1'52.868	186,2	10:03'42.866	4	33.018	25.676	35.871	23.406	1'57.971	140,4	10:02'28.010
5	25.851	23.145	26.705	22.365	1'38.066C	221,8	10:05'20.932	5	26.010	22.706	26.739	21.662	1'37.117	218,2	10:04'05.127
6	25.905	23.099	26.486	21.680	1'37.170	221,8	10:06'58.102	6	25.895	<b>22.489</b>	28.084	27.097	1'43.565	<b>219,1</b>	10:05'48.692
7	25.805	23.299	26.504	21.588	1'37.196	220,9	10:08'35.298	7	25.780	22.845	26.854	21.639	1'37.118C	<b>219,1</b>	10:07'25.810
8	<b>25.647</b>	<b>22.951</b>	26.908	<b>21.557</b>	<b>1'37.063</b>	<b>223,1</b>	10:10'12.361	8	28.709	24.453	27.451	24.051	1'44.664	217,3	10:09'10.474
								9	<b>25.765</b>	22.657	26.751	21.588	<b>1'36.761</b>	<b>219,1</b>	10:10'47.235

207 Nova Race (1'38.680)							228 Nova Race (1'37.901)								
Giro	Seg.1	Seg.2	Seg.3	Seg.4	T. Giro	km/h	Local Time	Giro	Seg.1	Seg.2	Seg.3	Seg.4	T. Giro	km/h	Local Time
Gianluca Carboni							Filippo Bencivenni								
1		28.130	29.378	22.795		184,3	9:58'26.455	1		25.323	28.821	22.837		214,7	9:57'51.990
2	26.183	23.268	27.255	21.953	1'38.659C	216,0	10:00'05.114	2	26.311	22.955	27.124	22.088	1'38.478C	216,4	9:59'30.468
3	26.199	<b>23.029</b>	27.583	25.453	1'42.264	215,1	10:01'47.378	3	26.041	23.009	<b>27.095</b>	<b>21.756</b>	<b>1'37.901</b>	<b>217,3</b>	10:01'08.369
4	31.795	28.051	34.407	22.953	1'57.206	169,8	10:03'44.584	4	27.412	26.673	31.858	26.008	1'51.951	176,8	10:03'00.320
5	<b>26.131</b>	23.076	<b>27.215</b>	<b>22.258</b>	<b>1'38.680</b>	<b>216,9</b>	10:05'23.264	5	26.041	<b>22.976</b>	27.140	34.622	1'50.779P	216,9	10:04'51.099
6	26.344	23.111	27.424	22.205	1'39.084C	216,0	10:07'02.348	6	1'18.969	27.061	31.809	23.152	2'40.991P	191,2	10:07'32.090
7	26.168	23.211	27.529	22.888	1'39.796	214,3	10:08'42.144	7	<b>25.863</b>	22.999	28.784	27.373	1'45.019C	216,9	10:09'17.109

208 Iron Lynx (1'39.173)							230 HC Racing (1'37.943)								
Giro	Seg.1	Seg.2	Seg.3	Seg.4	T. Giro	km/h	Local Time	Giro	Seg.1	Seg.2	Seg.3	Seg.4	T. Giro	km/h	Local Time
Luciano Privitello							Nicolò Pezzuto								
1							9:55'42.124	1		27.767	31.586	23.274		160,2	9:57'06.421
2	49.944	24.461	27.809	22.806	2'05.020P	216,9	9:57'47.144	2	27.011	23.426	27.070	25.172	1'42.679	217,7	9:58'49.100
3	26.944	23.090	27.658	22.290	1'39.982C	216,9	9:59'27.126	3	26.432	23.304	27.081	<b>21.890</b>	1'38.707	218,2	10:00'27.807
4	26.795	23.226	27.968	22.452	1'40.441	216,4	10:01'07.567	4	26.000	23.065	27.015	21.922	1'38.002	218,2	10:02'05.809
5	26.530	<b>22.983</b>	27.616	<b>22.044</b>	<b>1'39.173</b>	217,3	10:02'46.740	5	26.736	24.955	29.342	23.637	1'44.670	205,7	10:03'50.479
6	<b>26.379</b>	23.315	27.586	22.110	1'39.390C	218,2	10:04'26.130	6	26.143	22.998	<b>26.879</b>	21.923	<b>1'37.943</b>	<b>218,6</b>	10:05'28.422
7	26.404	23.106	27.719	22.537	1'39.766	216,0	10:06'05.896	7	<b>25.968</b>	<b>22.968</b>	27.031	22.265	1'38.232	<b>218,6</b>	10:07'06.654
8	26.786	23.399	28.045	22.403	1'40.633C	217,7	10:07'46.529	8	26.928	23.239	27.980	22.307	1'40.454	217,3	10:08'47.108
9	27.102	23.212	<b>27.563</b>	22.203	1'40.080	<b>219,1</b>	10:09'26.609								
10	26.897	23.284	27.738	23.921	1'41.840C	218,6	10:11'08.449								

211 Autorlando Sport (1'37.210)							233 Grisi Alberto (1'42.622)								
Giro	Seg.1	Seg.2	Seg.3	Seg.4	T. Giro	km/h	Local Time	Giro	Seg.1	Seg.2	Seg.3	Seg.4	T. Giro	km/h	Local Time
Mirko Zanardini							Alberto Grisi								
1							9:55'40.544	1		33.485	38.823	27.885		139,9	9:59'19.176
2	49.580	24.208	28.363	22.210	2'04.361P	213,9	9:57'44.905	2	31.349	25.935	33.725	23.433	1'54.442	164,1	10:01'13.618
3	<b>25.387</b>	23.072	26.991	<b>21.760</b>	<b>1'37.210</b>	214,7	9:59'22.115	3	27.685	<b>23.909</b>	<b>27.906</b>	23.381	1'42.881	<b>224,1</b>	10:02'56.499
4	25.762	23.584	29.315	22.104	1'40.765	196,7	10:01'02.880	4	<b>27.181</b>	24.156	28.098	23.187	<b>1'42.622</b>	223,1	10:04'39.121
5	25.717	22.897	27.112	25.234	1'40.960C	214,3	10:02'43.840	5	27.367	24.698	28.262	23.014	1'43.341	223,6	10:06'22.462
6	25.735	22.987	26.776	21.795	1'37.293C	217,3	10:04'21.133	6	27.519	23.930	28.040	23.213	1'42.702	221,3	10:08'05.164
7	25.909	23.046	<b>26.882</b>	21.945	1'37.782	217,3	10:05'58.915	7	27.401	24.246	28.178	<b>22.887</b>	1'42.712	221,8	10:09'47.876
8	25.808	22.854	27.008	21.829	1'37.499C	216,9	10:07'36.414	8	28.258	26.875	33.826	27.317	1'56.276	180,3	10:11'44.152

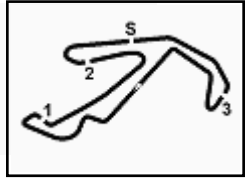
212 Best Lap (1'45.777)							234 GDL Racing (1'37.886)								
Giro	Seg.1	Seg.2	Seg.3	Seg.4	T. Giro	km/h	Local Time	Giro	Seg.1	Seg.2	Seg.3	Seg.4	T. Giro	km/h	Local Time
Nicola D'Aniello							Matteo Luvisi								
1							9:55'51.775	1		25.498	28.818	23.737		225,5	9:58'18.163
2	50.908	25.199	30.045	23.851	2'10.003P	218,6	9:58'01.778	2	26.082	<b>22.959</b>	<b>26.894</b>	21.951	<b>1'37.886</b>	223,6	9:59'56.049
3	28.396	24.291	29.434	23.656	<b>1'45.777</b>	217,7	9:59'47.555	3	<b>26.279</b>	22.924	26.930	26.487	1'42.620C	<b>226,9</b>	10:01'38.669
4	28.423	24.797	29.461	<b>23.409</b>	1'46.090	218,6	10:01'33.645	4	<b>25.820</b>	23.289	27.772	23.349	1'40.230C	226,4	10:03'18.899
5	<b>28.016</b>	<b>24.211</b>	<b>29.399</b>	25.407	1'47.033	218,2	10:03'20.678	5	26.467	23.063	28.679	22.703	1'40.912C	194,6	10:04'59.811
6	28.617	24.260	30.065	24.414	1'47.356	218,6	10:05'08.034	6	26.148	23.212	26.960	<b>21.938</b>	1'38.258	225,5	10:06'38.069
7	28.055	24.281	29.543	24.581	1'46.460	<b>219,1</b>	10:06'54.494	7	26.132	23.155	27.185	22.643	1'39.115C	<b>226,9</b>	10:08'17.184
8	28.601	24.932	29.601	24.903	1'48.037	218,6	10:08'42.531								

244 E bimotors (1'37.456)							
Giro	Seg.1	Seg.2	Seg.3	Seg.4	T. Giro	km/h	Local Time

06/05/2023

P = Box In/Out - C = Tempo Invalidato





# ACI Racing Weekend Misano, 6-7 Maggio 2023

## Campionato Italiano GT Sprint GTCup - Analisi Tempi Qualifiche 2

Misano Circuit Sic 58 4.226 m

3 / 3

Alessandro Baccani

1							9:55'53.811
2	48.189	24.059	27.740	22.460	2'02.448P	220,4	9:57'56.259
3	26.429	22.805	<b>26.635</b>	<b>21.587</b>	<b>1'37.456</b>	222,2	9:59'33.715
4	26.109	22.600	26.742	21.544	1'36.995C	<b>222,7</b>	10:01'10.710
5	<b>25.854</b>	22.926	26.605	21.666	1'37.051C	222,2	10:02'47.761
6	26.248	23.462	34.626	1'11.761	2'36.097CP	178,2	10:05'23.858
7	43.374	24.995	29.357	22.009	1'59.735P	198,2	10:07'23.593
8	25.930	22.926	27.702	22.098	1'38.656C	<b>222,7</b>	10:09'02.249
9	26.047	<b>22.694</b>	27.030	26.365	1'42.136	222,2	10:10'44.385

Alessandro Fabi

1							28.200	28.094	21.551	189,5	9:58'57.222	
2						<b>25.223</b>	22.830	26.635	21.465	1'36.153	216,9	10:00'33.375
3						26.445	22.726	26.525	21.574	1'37.270	217,7	10:02'10.645
4						<b>25.223</b>	22.728	26.669	<b>21.406</b>	1'36.026	215,6	10:03'46.671
5						25.345	22.769	26.829	26.105	1'41.048	<b>219,5</b>	10:05'27.719
6						25.238	22.837	26.644	27.181	1'41.900	219,1	10:07'09.619
7						30.986	29.111	36.141	23.140	1'59.378	133,0	10:09'08.997
8						25.261	<b>22.690</b>	<b>26.466</b>	21.512	<b>1'35.929</b>	218,6	10:10'44.926

**247 Carminati Ettore (1'37.082)**

Giro	Seg.1	Seg.2	Seg.3	Seg.4	T. Giro	km/h	Local Time
Ettore Carminati							
1		24.793	30.367	25.471		213,9	9:57'16.301
2	26.169	23.522	27.793	22.162	1'39.646	217,7	9:58'55.947
3	25.648	22.889	26.896	21.556	1'36.989C	218,2	10:00'32.936
4	27.749	23.083	27.052	<b>21.651</b>	1'39.535	218,6	10:02'12.471
5	<b>25.580</b>	22.691	26.943	21.868	<b>1'37.082</b>	<b>219,5</b>	10:03'49.553
6	25.662	22.758	26.696	21.640	1'36.756C	<b>219,5</b>	10:05'26.309
7	25.737	<b>22.520</b>	<b>26.707</b>	22.772	1'37.736	219,1	10:07'04.045

**290 Best Lap (1'37.956)**

Giro	Seg.1	Seg.2	Seg.3	Seg.4	T. Giro	km/h	Local Time
Vincenzo Scarpetta							
1							9:55'16.864
2	48.895	27.577	30.123	23.830	2'10.425P	216,4	9:57'27.289
3	26.638	23.069	27.451	21.939	1'39.097	221,3	9:59'06.386
4	<b>25.732</b>	22.923	27.201	22.100	<b>1'37.956</b>	220,0	10:00'44.342
5	26.047	22.925	28.652	22.074	1'39.698	200,0	10:02'24.040
6	25.824	23.099	29.045	23.173	1'41.141C	206,9	10:04'05.181
7	26.935	23.550	27.491	22.369	1'40.345C	220,0	10:05'45.526
8	26.066	23.190	27.283	22.047	1'38.586	<b>221,8</b>	10:07'24.112
9	26.253	24.502	27.894	<b>21.862</b>	1'40.511	216,0	10:09'04.623
10	26.096	<b>22.863</b>	<b>26.839</b>	22.236	1'38.034	<b>221,8</b>	10:10'42.657

**248 DL Racing (1'36.699)**

Giro	Seg.1	Seg.2	Seg.3	Seg.4	T. Giro	km/h	Local Time
Pierluigi Alessandri							
1		25.807	29.039	24.142		215,6	9:57'38.596
2	26.023	23.032	26.986	21.879	1'37.920	214,7	9:59'16.516
3	25.919	23.348	26.763	<b>21.486</b>	1'37.516	210,1	10:00'54.032
4	<b>25.480</b>	23.025	26.906	21.687	1'37.098	<b>217,7</b>	10:02'31.130
5	28.840	24.100	29.346	21.857	1'44.143	208,9	10:04'15.273
6	25.682	22.796	<b>26.710</b>	21.511	<b>1'36.699</b>	214,7	10:05'51.972
7	30.382	27.597	27.533	21.883	1'47.395	215,1	10:07'39.367
8	25.579	<b>22.742</b>	26.761	22.384	1'37.466	216,0	10:09'16.833
9	28.677	25.055	32.819	25.871	1'52.422	192,5	10:11'09.255

**296 Easy Race (1'38.148)**

Giro	Seg.1	Seg.2	Seg.3	Seg.4	T. Giro	km/h	Local Time
Leonardo Del Col							
1							9:55'07.441
2	57.245	25.394	32.725	27.220	2'22.584P	218,2	9:57'30.025
3	27.670	23.739	28.682	22.487	1'42.578	219,1	9:59'12.603
4	26.457	23.075	27.645	22.106	1'39.283	219,5	10:00'51.886
5	26.169	22.892	27.317	22.567	1'38.945	220,0	10:02'30.831
6	<b>26.132</b>	23.462	29.123	22.121	1'40.838	214,7	10:04'11.669
7	26.324	<b>22.845</b>	<b>27.160</b>	<b>21.819</b>	<b>1'38.148</b>	<b>220,4</b>	10:05'49.817

**251 SR&R (1'36.606)**

Giro	Seg.1	Seg.2	Seg.3	Seg.4	T. Giro	km/h	Local Time
Lorenzo Bontempelli							
1		26.271	30.179	26.387		216,0	9:57'15.602
2	26.193	23.367	26.881	21.783	1'38.224	219,5	9:58'53.826
3	26.041	<b>22.561</b>	<b>26.754</b>	21.585	1'36.941	220,9	10:00'30.767
4	31.333	28.577	34.018	25.108	1'59.036	192,5	10:02'29.803
5	26.130	22.726	26.820	32.994	1'48.670P	221,3	10:04'18.473
6	1'52.231	25.752	29.117	25.590	3'12.690P	191,2	10:07'31.163
7	<b>25.712</b>	22.659	29.077	25.715	1'43.163	<b>223,1</b>	10:09'14.326
8	25.731	22.666	26.762	<b>21.447</b>	<b>1'36.606</b>	220,0	10:10'50.932

**271 Ebimotors (1'37.701)**

Giro	Seg.1	Seg.2	Seg.3	Seg.4	T. Giro	km/h	Local Time
Niccolò Liana							
1							9:56'00.678
2	44.677	25.035	31.029	24.047	2'04.788P	215,1	9:58'05.466
3	26.521	23.567	28.604	22.216	1'40.908C	219,5	9:59'46.374
4	26.234	22.868	27.283	21.761	1'38.146	219,1	10:01'24.520
5	26.375	22.998	27.014	21.645	1'38.032C	<b>220,4</b>	10:03'02.552
6	26.210	22.771	<b>27.139</b>	21.772	1'37.892	220,0	10:04'40.444
7	26.678	23.531	27.194	21.785	1'39.188	218,2	10:06'19.632
8	<b>26.037</b>	22.871	27.143	21.734	1'37.785C	219,5	10:07'57.417
9	26.244	<b>22.718</b>	27.155	<b>21.584</b>	<b>1'37.701</b>	220,0	10:09'35.118

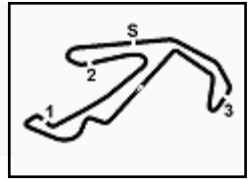
**272 DL Racing (1'35.929)**

Giro	Seg.1	Seg.2	Seg.3	Seg.4	T. Giro	km/h	Local Time
------	-------	-------	-------	-------	---------	------	------------

06/05/2023

P = Box In/Out - C = Tempo Invalidato

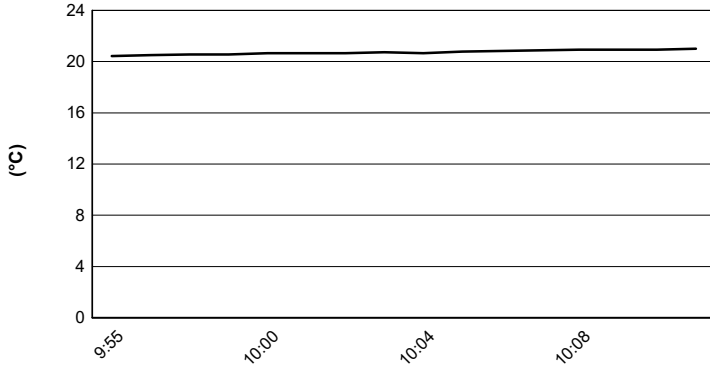




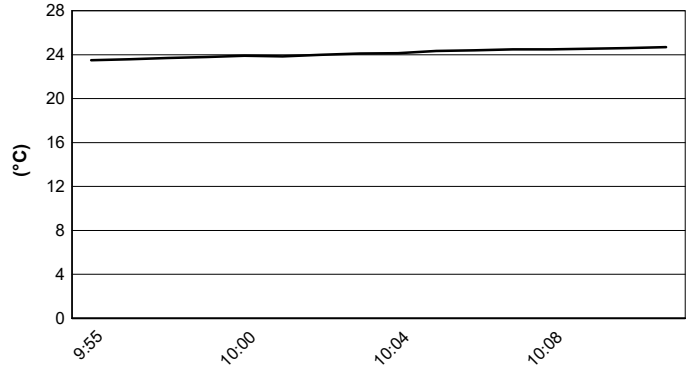
**ACI Racing Weekend Misano, 6-7 Maggio 2023**  
**Campionato Italiano GT Sprint GTCup - Meteo Qualifiche 2**  
 Session started 09:55 - Session ended 10:11

Misano Circuit Sic 58 4.226 m

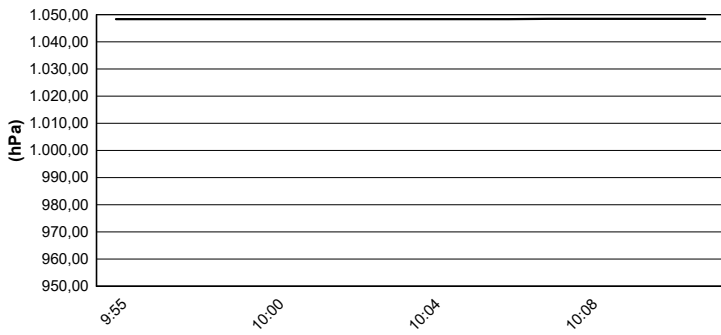
**Air Temperature**



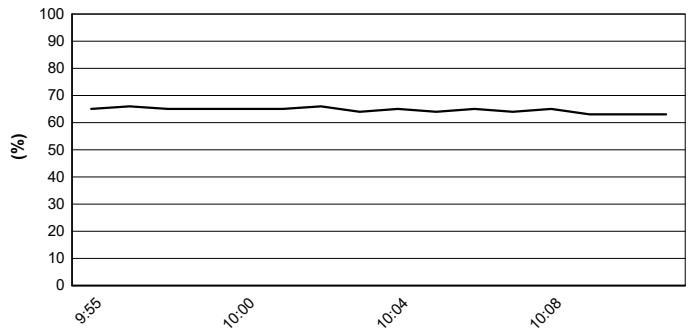
**Track Temperature**



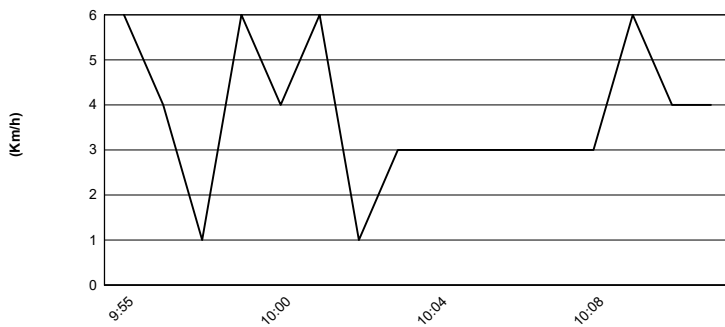
**Air Pressure**



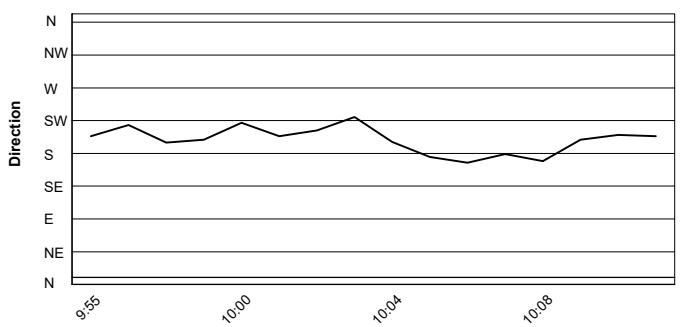
**Humidity**



**Wind Speed**



**Wind Direction**



06/05/2023

