

# ACI Racing Weekend Misano, 6-7 Maggio 2023

## Italian F4 Championship - Results Race 1

Misano Circuit Sic 58 4.226 m

1 / 2

Laps 19 = 80,294 km - Avg 150,389 km/h - Race Time 32'02.072

No.	Driver	Nat	Entrant	Team	Car	Class	Laps	Time	Gap	Rel.	Fastest Lap
1	<b>8 TAPONEN</b> Tuukka	FIN	Prema Racing	Prema Racing	Tatuus F4-T421	R	19	32'02.072		14	1'35.335
2	<b>23 LINDBLAD</b> Arvid	GBR	Prema Racing	Prema Racing	Tatuus F4-T421	R	19	32'02.485	<b>0.413</b>	<b>0.413</b>	15 1'35.448
3	<b>13 WHARTON</b> James	AUS	Prema Racing	Prema Racing	Tatuus F4-T421		19	32'03.852	<b>1.780</b>	<b>1.367</b>	16 1'35.507
4	<b>37 SZTUKA</b> Kacper	POL	US Racing	US Racing	Tatuus F4-T421		19	32'04.380	<b>2.308</b>	<b>0.528</b>	18 <b>1'35.281</b>
5	<b>15 BADOER</b> Brando	ITA	Van Amersfoort Racing	Van Amersfoort Racing	Tatuus F4-T421		19	32'05.747	<b>3.675</b>	<b>1.367</b>	13 1'35.438
6	<b>3 UGOCHUKWU</b> Ugo	USA	Prema Racing	Prema Racing	Tatuus F4-T421		19	32'05.797	<b>3.725</b>	<b>0.050</b>	11 1'35.484
7	<b>14 AL DHAHERI</b> Rashid	UAE	Prema Racing	Prema Racing	Tatuus F4-T421	R	19	32'06.122	<b>4.050</b>	<b>0.325</b>	14 1'35.392
8	<b>47 LACORTE</b> Nicola	ITA	Prema Racing	Prema Racing	Tatuus F4-T421	R	19	32'11.328	<b>9.256</b>	<b>5.206</b>	8 1'35.829
9	<b>12 PRADEL</b> Gianmarco	AUS	US Racing	US Racing	Tatuus F4-T421	R	19	32'19.583	<b>17.511</b>	<b>8.255</b>	17 1'35.971
10	<b>10 KLUSS</b> Valentin	DEU	PHM Racing	PHM Racing	Tatuus F4-T421		19	32'19.834	<b>17.762</b>	<b>0.251</b>	17 1'36.117
11	<b>9 SPINA</b> Alfio	ITA	BVM Racing	BVM Racing	Tatuus F4-T421		19	32'20.931	<b>18.859</b>	<b>1.097</b>	8 1'35.648
12	<b>48 EGOZI</b> James	USA	PHM Racing	PHM Racing	Tatuus F4-T421	R	19	32'21.440	<b>19.368</b>	<b>0.509</b>	11 1'35.522
13	<b>57 BHIROMBHAKDI</b> Nandavhud	THA	PHM Racing	PHM Racing	Tatuus F4-T421		19	32'26.769	<b>24.697</b>	<b>5.329</b>	14 1'35.996
14	<b>5 LARINI</b> Davide	ITA	AKM Motorsport	AKM Motorsport	Tatuus F4-T421	R	19	32'29.293	<b>27.221</b>	<b>2.524</b>	14 1'35.996
15	<b>78 BLOKHINA</b> Viktoria		PHM Racing	PHM Racing	Tatuus F4-T421		19	32'30.538	<b>28.466</b>	<b>1.245</b>	11 1'36.248
16	<b>62 QONDAMCARLO</b> Manuel	ITA	AS Motorsport	AS Motorsport	Tatuus F4-T421	R	19	32'32.835	<b>30.763</b>	<b>2.297</b>	14 1'36.334
17P	<b>45 BEETON</b> Jack	AUS	Van Amersfoort Racing	Van Amersfoort Racing	Tatuus F4-T421	R	19	32'34.365	<b>32.293</b>	<b>1.530</b>	13 1'36.082
18	<b>11 AKHMEDKHODJAEV</b> Ismail	UZB	Van Amersfoort Racing	Van Amersfoort Racing	Tatuus F4-T421		19	32'34.923	<b>32.851</b>	<b>0.558</b>	10 1'36.206
19	<b>93 QUINTARELLI</b> Matteo	UAE	R-ace GP	R-ace GP	Tatuus F4-T421	R	19	32'35.668	<b>33.596</b>	<b>0.745</b>	18 1'36.074
20	<b>29 ELKIN</b> Ariel	ISR	Jenzer Motorsport	Jenzer Motorsport	Tatuus F4-T421	R	19	32'37.946	<b>35.874</b>	<b>2.278</b>	14 1'35.553
21P	<b>18 FRASSINETI</b> Andrea	ITA	BVM Racing	BVM Racing	Tatuus F4-T421		19	32'38.866	<b>36.794</b>	<b>0.920</b>	14 1'36.292
22P	<b>27 ISCHER</b> Ethan	CHE	Jenzer Motorsport	Jenzer Motorsport	Tatuus F4-T421		19	32'38.966	<b>36.894</b>	<b>0.100</b>	15 1'36.060
23P	<b>17 DOMINGUES</b> Ivan	POR	Van Amersfoort Racing	Van Amersfoort Racing	Tatuus F4-T421		19	32'40.000	<b>37.928</b>	<b>1.034</b>	10 1'35.299
24	<b>63 LUCHETTI</b> Guido	ITA	Airflow Racing	Airflow Racing	Tatuus F4-T421	R	19	32'44.275	<b>42.203</b>	<b>4.275</b>	14 1'36.917
25	<b>26 KIM</b> Hwarang	KOR	Jenzer Motorsport	Jenzer Motorsport	Tatuus F4-T421		17	29'49.272	<b>2 Laps</b>	<b>2 Laps</b>	9 1'35.981
26	<b>7 FERREIRA</b> Matheus	BRA	Van Amersfoort Racing	Van Amersfoort Racing	Tatuus F4-T421	R	16	27'31.499	<b>3 Laps</b>	<b>1 Lap</b>	10 1'35.919
27	<b>16 NOBELS</b> Aurelia Corine	BRA	Prema Racing	Prema Racing	Tatuus F4-T421		14	24'18.075	<b>5 Laps</b>	<b>2 Laps</b>	10 1'35.908
28	<b>66 LIU</b> Ruiqi	CHN	US Racing	US Racing	Tatuus F4-T421	R	14	24'19.111	<b>5 Laps</b>	<b>1.036</b>	8 1'35.801
----- Not Classified -----											
RET	<b>31 BOHRA</b> Akshay	SGP	US Racing	US Racing	Tatuus F4-T421	R	7	13'10.343	<b>12 Laps</b>		7 1'36.901
RET	<b>76 NARAC</b> Raphael	FRA	R-ace GP	R-ace GP	Tatuus F4-T421		3	5'43.457	<b>16 Laps</b>		2 1'37.972
RET	<b>21 HAUSMANN</b> Tina	CHE	AKM Motorsport	AKM Motorsport	Tatuus F4-T421	R	2	3'29.928	<b>17 Laps</b>		2 1'39.072
RET	<b>87 LUND</b> Frederik	DNK	AKM Motorsport	AKM Motorsport	Tatuus F4-T421		2	3'30.797	<b>17 Laps</b>		2 1'38.325
RET	<b>20 DAVID</b> Zachary	MLT	US Racing	US Racing	Tatuus F4-T421	R	0				

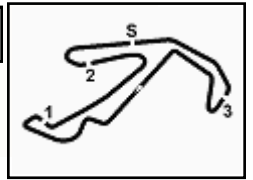
Starting: 33 Classified: 28 Not Classified: 0 Retired: 5 Not Started: 0  
 Fastest Lap N. 18 No. 37 Kacper Sztuka Time 1'35.281 Avg. 159,671 Km/h

Humidity:	67%	AIR	20°C
Condition:	DRY	Track	36°C

Clerk of the Course : Fabrizio Fondacci

Race Director : Alessandro Ferrari

06/05/2023 Start 12:13 End 12:47



# ACI Racing Weekend Misano, 6-7 Maggio 2023

## Italian F4 Championship - Results Race 1

### Highlights

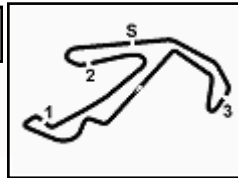
12.10		Formation Lap
12.13		Start
12.14		Start Under Investigation
12.15	<b>17 I. DOMINGUES</b>	Entered Pits
12.15	<b>5 D. LARINI</b>	Entered Pits
12.15	<b>20 Z. DAVID</b>	Entered Pits
12.16	<b>17 I. DOMINGUES</b>	Exited Pits
12.16	<b>5 D. LARINI</b>	Exited Pits
12.17	<b>29 A. ELKIN</b>	Entered Pits
12.17		Safety Car
12.18	<b>29 A. ELKIN</b>	Exited Pits
12.19	<b>76 R. NARAC</b>	Entered Pits
12.19	<b>87 F. LUND</b>	Entered Pits
12.20		Safety Car In This Lap
12.20	<b>21 T. HAUSMANN</b>	Out
12.21		Green Flag
12.23		INCIDENT IN T2 TO BE REVIEWED AFTER THE RACE
12.25	<b>45 J. BEETON</b>	Warning Flag - Track Limits Abuse
12.28	<b>31 A. BOHRA</b>	Entered Pits
12.30		INCIDENT INVOLVING N. 45 - 29 IN T6 UNDER INVESTIGATION
12.31		INCIDENT INVOLVING N. 93 - 27 IN T14 UNDER INVESTIGATION
12.33	<b>20 Z. DAVID</b>	Out
12.33	<b>87 F. LUND</b>	Out
12.38		CONTACT INVOLVING N. 11 - 78 IN T4 NOTED
12.39	<b>66 R. LIU</b>	Entered Pits
12.39	<b>16 A. NOBELS</b>	Entered Pits
12.40		CONTACT INVOLVING N. 66 - 16 IN T10 NOTED
12.42		DEBRIS IN T6
12.42	<b>7 M. FERREIRA</b>	Entered Pits
12.43	<b>26 H. KIM</b>	Entered Pits
12.44		Final lap
12.47		End of Session
16.35	<b>27 E. ISCHER</b>	Penalty Time 10 sec. Stewards decision n. 4
16.36	<b>45 J. BEETON</b>	Penalty Time 10 sec. Stewards decision n. 5
16.37	<b>17 I. DOMINGUES</b>	Penalty Time 20 sec. Stewards decisions n. 6 - 10
16.37	<b>18 A. FRASSINETI</b>	Penalty Time 10 sec. Stewards decision n. 9

Clerk of the Course : Fabrizio Fondacci

Race Director : Alessandro Ferrari

06/05/2023	Start 12:13	End 12:47
------------	----------------	--------------





# ACI Racing Weekend Misano, 6-7 Maggio 2023

## Italian F4 Championship - Results by Class Race 1

Misano Circuit Sic 58 4.226 m

### Rookie

Laps 19 = 80,294 km - Avg 150,389 km/h - Race Time 32'02.072

No.	Driver	Nat	Entrant	Team	Car	Laps	Time	Gap	Rel.	Fastest Lap
1	<b>8 TAPONEN</b> Tuukka	FIN	Prema Racing	Prema Racing	Tatuus F4-T421	19	32'02.072		14	1'35.335
2	<b>23 LINDBLAD</b> Arvid	GBR	Prema Racing	Prema Racing	Tatuus F4-T421	19	32'02.485	<b>0.413</b>	<b>0.413</b>	15 1'35.448
3	<b>14 AL DHAHERI</b> Rashid	UAE	Prema Racing	Prema Racing	Tatuus F4-T421	19	32'06.122	<b>4.050</b>	<b>3.637</b>	14 1'35.392
4	<b>47 LACORTE</b> Nicola	ITA	Prema Racing	Prema Racing	Tatuus F4-T421	19	32'11.328	<b>9.256</b>	<b>5.206</b>	8 1'35.829
5	<b>12 PRADEL</b> Gianmarco	AUS	US Racing	US Racing	Tatuus F4-T421	19	32'19.583	<b>17.511</b>	<b>8.255</b>	17 1'35.971
6	<b>48 EGOZI</b> James	USA	PHM Racing	PHM Racing	Tatuus F4-T421	19	32'21.440	<b>19.368</b>	<b>1.857</b>	11 1'35.522
7	<b>5 LARINI</b> Davide	ITA	AKM Motorsport	AKM Motorsport	Tatuus F4-T421	19	32'29.293	<b>27.221</b>	<b>7.853</b>	14 1'35.996
8	<b>62 QUONDAMCARLO</b> Manuel	ITA	AS Motorsport	AS Motorsport	Tatuus F4-T421	19	32'32.835	<b>30.763</b>	<b>3.542</b>	14 1'36.334
9P	<b>45 BEETON</b> Jack	AUS	Van Amersfoort Racing	Van Amersfoort Racing	Tatuus F4-T421	19	32'34.365	<b>32.293</b>	<b>1.530</b>	13 1'36.082
10	<b>93 QUINTARELLI</b> Matteo	UAE	R-ace GP	R-ace GP	Tatuus F4-T421	19	32'35.668	<b>33.596</b>	<b>1.303</b>	18 1'36.074
11	<b>29 ELKIN</b> Ariel	ISR	Jenzer Motorsport	Jenzer Motorsport	Tatuus F4-T421	19	32'37.946	<b>35.874</b>	<b>2.278</b>	14 1'35.553
12	<b>63 LUCHETTI</b> Guido	ITA	Airflow Racing	Airflow Racing	Tatuus F4-T421	19	32'44.275	<b>42.203</b>	<b>6.329</b>	14 1'36.917
13	<b>7 FERREIRA</b> Matheus	BRA	Van Amersfoort Racing	Van Amersfoort Racing	Tatuus F4-T421	16	27'31.499	<b>3 Laps</b>	<b>3 Laps</b>	10 1'35.919
14	<b>66 LIU</b> Ruiqi	CHN	US Racing	US Racing	Tatuus F4-T421	14	24'19.111	<b>5 Laps</b>	<b>2 Laps</b>	8 1'35.801
----- <b>Not Classified</b> -----										
RET	<b>31 BOHRA</b> Akshay	SGP	US Racing	US Racing	Tatuus F4-T421	7	13'10.343	<b>12 Laps</b>		7 1'36.901
RET	<b>21 HAUSMANN</b> Tina	CHE	AKM Motorsport	AKM Motorsport	Tatuus F4-T421	2	3'29.928	<b>17 Laps</b>		2 1'39.072
RET	<b>20 DAVID</b> Zachary	MLT	US Racing	US Racing	Tatuus F4-T421	0				

Starting: 17 Classified: 14 Not Classified: 0 Retired: 3 Not Started: 0  
 Fastest Lap N. 14 No. 8 Tuukka Taponen Time 1'35.335 Avg. 159,580 Km/h

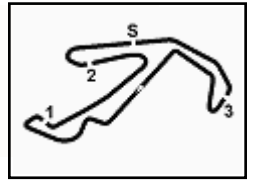
Humidity:	67%	AIR	20°C
Condition:	DRY	Track	36°C

Clerk of the Course : Fabrizio Fondacci

Race Director : Alessandro Ferrari

06/05/2023 Start 12:13 End 12:47





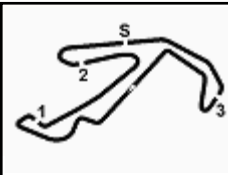
Misano Circuit Sic 58 4.226 m

**ACI Racing Weekend Misano, 6-7 Maggio 2023**
**Italian F4 Championship - Lap Chart Race 1**

	Lap																		
	1	2	3	4	5	6	7	8	9	10	11	12	13	14	15	16	17	18	19
1	8	8	8	8	8	8	8	8	8	8	8	8	8	8	8	8	8	8	8
2	23	23	23	23	23	23	23	23	23	23	23	23	23	23	23	23	23	23	23
3	13	13	13	13	13	13	13	13	13	13	13	13	13	13	13	13	13	13	13
4	3	3	3	3	15	15	15	15	15	15	15	15	15	15	15	15	37	37	37
5	37	15	15	15	3	37	37	37	37	37	37	37	37	37	37	37	15	15	15
6	15	37	37	37	37	3	3	3	3	3	3	3	3	3	3	3	3	3	3
7	14	14	14	14	14	14	14	14	14	14	14	14	14	14	14	14	14	14	14
8	47	47	47	47	47	47	47	47	47	47	47	47	47	47	47	47	47	47	47
9	12	12	12	12	12	10	10	10	10	10	10	10	10	10	10	10	10	12	12
10	16	16	16	16	10	12	12	12	12	12	12	12	12	12	12	12	12	10	10
11	66	10	10	10	16	9	9	9	9	9	9	9	9	9	9	9	9	17	17
12	10	7	7	7	9	26	26	26	26	26	26	26	26	26	26	17	17	9	9
13	7	66	66	66	26	16	16	16	16	16	16	16	16	16	17	26	48	48	48
14	29	9	9	9	66	7	7	7	7	7	7	7	17	17	7	7	45	45	45
15	45	26	26	26	93	66	66	66	66	66	66	17	7	7	48	48	57	57	57
16	9	93	93	93	7	93	45	45	45	45	17	66	66	66	45	45	18	18	18
17	26	45	45	45	45	45	93	17	17	17	45	45	45	48	18	18	27	27	27
18	27	27	27	27	27	18	27	18	18	18	48	48	48	45	57	57	29	5	5
19	93	21	18	18	18	27	18	57	57	48	18	18	18	18	29	29	5	78	78
20	21	18	62	62	62	57	57	48	48	57	57	57	57	57	27	27	78	62	62
21	18	76	57	57	57	62	17	27	27	29	29	29	29	29	5	5	62	29	11
22	76	87	11	11	11	11	48	29	29	27	27	27	27	27	78	78	11	11	93
23	87	62	63	63	63	48	62	62	11	11	11	11	5	5	62	62	93	93	29
24	62	57	31	31	48	17	11	11	5	5	5	5	78	78	11	11	63	63	63
25	11	11	48	48	17	63	29	78	78	78	78	78	62	62	93	93	26		
26	63	63	78	78	31	78	78	5	62	62	62	62	11	11	63	63			
27	57	31	76	17	78	29	63	93	93	93	93	93	93	93	93	93			
28	31	48	17	5	29	5	5	63	63	63	63	63	63	63					
29	48	78	5	29	5	31	31												
30	78	29	29																
31	17	17																	
32	5	5																	

Final Result		
1	<b>8</b> TAPONEN T.	Laps 19
2	<b>23</b> LINDBLAD A.	0.413
3	<b>13</b> WHARTON J.	1.780
4	<b>37</b> SZTUKA K.	2.308
5	<b>15</b> BADOER B.	3.675
6	<b>3</b> UGOCHUKWU U.	3.725
7	<b>14</b> AL DHAHERI R.	4.050
8	<b>47</b> LACORTE N.	9.256
9	<b>12</b> PRADEL G.	17.511
10	<b>10</b> KLUSS V.	17.762
11	<b>17</b> DOMINGUES I.	17.928
12	<b>9</b> SPINA A.	18.859
13	<b>48</b> EGOZI J.	19.368
14	<b>45</b> BEETON J.	22.293
15	<b>57</b> BHIROMBHAKDI N.	24.697
16	<b>18</b> FRASSINETI A.	26.794
17	<b>27</b> ISCHER E.	26.894
18	<b>5</b> LARINI D.	27.221
19	<b>78</b> BLOKHINA V.	28.466
20	<b>62</b> QUONDAMCARLO M	30.763
21	<b>11</b> AKHMEKHODJAEV	32.851
22	<b>93</b> QUINTARELLI M.	33.596
23	<b>29</b> ELKIN A.	35.874
24	<b>63</b> LUCHETTI G.	42.203
25	<b>26</b> KIM H.	2 Laps
26	<b>7</b> FERREIRA M.	3 Laps
27	<b>16</b> NOBELS A.	5 Laps
28	<b>66</b> LIU R.	5 Laps
RET	<b>31</b> BOHRA A.	12 Laps
RET	<b>76</b> NARAC R.	16 Laps
RET	<b>21</b> HAUSMANN T.	17 Laps
RET	<b>87</b> LUND F.	17 Laps
RET	<b>20</b> DAVID Z.	





# ACI Racing Weekend Misano, 6-7 Maggio 2023

## Italian F4 Championship - Best Sectors & Speed Race 1

Misano Circuit Sic 58 4.226 m

**RESULTS**

			Laps
1	8 TAPONEN Tuukka	Tatuus F4-T421	19
2	23 LINDBLAD Arvid	Tatuus F4-T421	0.413
3	13 WHARTON James	Tatuus F4-T421	1.780
4	37 SZTUKA Kacper	Tatuus F4-T421	2.308
5	15 BADOER Brando	Tatuus F4-T421	3.675
6	3 UGOCHUKWU Ugo	Tatuus F4-T421	3.725
7	14 AL DHAHERI Rashid	Tatuus F4-T421	4.050
8	47 LACORTE Nicola	Tatuus F4-T421	9.256
9	12 PRADEL Gianmarco	Tatuus F4-T421	17.511
10	10 KLUSS Valentin	Tatuus F4-T421	17.762
11	17 DOMINGUES Ivan	Tatuus F4-T421	17.928
12	9 SPINA Alfio	Tatuus F4-T421	18.859
13	48 EGOZI James	Tatuus F4-T421	19.368
14	45 BEETON Jack	Tatuus F4-T421	22.293
15	57 BHIROMBHAKDI Nandavhud	Tatuus F4-T421	24.697
16	18 FRASSINETI Andrea	Tatuus F4-T421	26.794
17	27 ISCHER Ethan	Tatuus F4-T421	26.894
18	5 LARINI Davide	Tatuus F4-T421	27.221
19	78 BLOKHINA Viktoria	Tatuus F4-T421	28.466
20	62 QUONDAMCARLO Manuel	Tatuus F4-T421	30.763
21	11 AKHMEDKHODJAEV Ismail	Tatuus F4-T421	32.851
22	93 QUINTARELLI Matteo	Tatuus F4-T421	33.596
23	29 ELKIN Ariel	Tatuus F4-T421	35.874
24	63 LUCHETTI Guido	Tatuus F4-T421	42.203
25	26 KIM Hwarang	Tatuus F4-T421	2 Laps
26	7 FERREIRA Matheus	Tatuus F4-T421	3 Laps
27	16 NOBELS Aurelia Corine	Tatuus F4-T421	5 Laps
28	66 LIU Ruiqi	Tatuus F4-T421	5 Laps
RET	31 BOHRA Akshay	Tatuus F4-T421	12 Laps
RET	76 NARAC Raphael	Tatuus F4-T421	16 Laps
RET	21 HAUSMANN Tina	Tatuus F4-T421	17 Laps
RET	87 LUND Frederik	Tatuus F4-T421	17 Laps
RET	20 DAVID Zachary	Tatuus F4-T421	

**SPEED**

1	9 SPINA Alfio	Tatuus F4-T421	208,9
2	12 PRADEL Gianmarco	Tatuus F4-T421	206,5
3	45 BEETON Jack	Tatuus F4-T421	206,1
4	37 SZTUKA Kacper	Tatuus F4-T421	206,1
5	31 BOHRA Akshay	Tatuus F4-T421	205,7
6	18 FRASSINETI Andrea	Tatuus F4-T421	205,7
7	17 DOMINGUES Ivan	Tatuus F4-T421	205,3
8	76 NARAC Raphael	Tatuus F4-T421	205,3
9	27 ISCHER Ethan	Tatuus F4-T421	204,9
10	14 AL DHAHERI Rashid	Tatuus F4-T421	204,5
11	5 LARINI Davide	Tatuus F4-T421	204,2
12	29 ELKIN Ariel	Tatuus F4-T421	204,2
13	16 NOBELS Aurelia Corine	Tatuus F4-T421	204,2
14	13 WHARTON James	Tatuus F4-T421	203,8
15	62 QUONDAMCARLO Manuel	Tatuus F4-T421	203,8
16	57 BHIROMBHAKDI Nandavhud	Tatuus F4-T421	203,8
17	3 UGOCHUKWU Ugo	Tatuus F4-T421	203,8
18	11 AKHMEDKHODJAEV Ismail	Tatuus F4-T421	203,4
19	48 EGOZI James	Tatuus F4-T421	203,4
20	15 BADOER Brando	Tatuus F4-T421	203,4
21	93 QUINTARELLI Matteo	Tatuus F4-T421	203,0
22	10 KLUSS Valentin	Tatuus F4-T421	203,0
23	26 KIM Hwarang	Tatuus F4-T421	203,0
24	47 LACORTE Nicola	Tatuus F4-T421	202,6
25	63 LUCHETTI Guido	Tatuus F4-T421	202,6
26	7 FERREIRA Matheus	Tatuus F4-T421	202,2
27	66 LIU Ruiqi	Tatuus F4-T421	202,2
28	78 BLOKHINA Viktoria	Tatuus F4-T421	201,1
29	8 TAPONEN Tuukka	Tatuus F4-T421	200,7
30	87 LUND Frederik	Tatuus F4-T421	200,4
31	21 HAUSMANN Tina	Tatuus F4-T421	200,0
32	23 LINDBLAD Arvid	Tatuus F4-T421	200,0
33	20 DAVID Zachary	Tatuus F4-T421	138,5

**SEG. 1**

1	23 LINDBLAD Arvid	24.312
2	8 TAPONEN Tuukka	24.402
3	17 DOMINGUES Ivan	24.406
4	15 BADOER Brando	24.427
5	14 AL DHAHERI Rashid	24.456
6	9 SPINA Alfio	24.459
7	13 WHARTON James	24.525
8	37 SZTUKA Kacper	24.551
9	48 EGOZI James	24.552
10	66 LIU Ruiqi	24.558
11	31 BOHRA Akshay	24.569
12	29 ELKIN Ariel	24.582
13	3 UGOCHUKWU Ugo	24.587
14	26 KIM Hwarang	24.605
15	10 KLUSS Valentin	24.613
16	7 FERREIRA Matheus	24.618
17	57 BHIROMBHAKDI Nanda	24.626
18	12 PRADEL Gianmarco	24.634
19	11 AKHMEDKHODJAEV Is	24.662
20	5 LARINI Davide	24.697
21	18 FRASSINETI Andrea	24.718
22	47 LACORTE Nicola	24.721
23	27 ISCHER Ethan	24.730
24	93 QUINTARELLI Matteo	24.732
25	78 BLOKHINA Viktoria	24.750
26	45 BEETON Jack	24.756
27	16 NOBELS Aurelia Corine	24.782
28	62 QUONDAMCARLO Man	24.852
29	63 LUCHETTI Guido	24.869
30	76 NARAC Raphael	25.349
31	21 HAUSMANN Tina	25.509
32	87 LUND Frederik	25.713
33	20 DAVID Zachary	37.336

**SEG. 2**

1	16 NOBELS Aurelia Corine	22.847
2	3 UGOCHUKWU Ugo	22.855
3	37 SZTUKA Kacper	22.881
4	13 WHARTON James	22.883
5	15 BADOER Brando	22.890
6	47 LACORTE Nicola	22.892
7	17 DOMINGUES Ivan	22.904
8	14 AL DHAHERI Rashid	22.907
9	48 EGOZI James	22.917
10	8 TAPONEN Tuukka	22.918
11	29 ELKIN Ariel	22.928
12	27 ISCHER Ethan	22.932
13	93 QUINTARELLI Matteo	22.937
14	66 LIU Ruiqi	22.954
15	7 FERREIRA Matheus	22.988
16	23 LINDBLAD Arvid	22.990
17	9 SPINA Alfio	23.007
18	57 BHIROMBHAKDI Nanda	23.013
19	31 BOHRA Akshay	23.017
20	45 BEETON Jack	23.018
21	26 KIM Hwarang	23.025
22	5 LARINI Davide	23.025
23	18 FRASSINETI Andrea	23.048
24	12 PRADEL Gianmarco	23.060
25	10 KLUSS Valentin	23.067
26	11 AKHMEDKHODJAEV Is	23.072
27	78 BLOKHINA Viktoria	23.073
28	63 LUCHETTI Guido	23.099
29	62 QUONDAMCARLO Man	23.101
30	76 NARAC Raphael	23.165
31	87 LUND Frederik	23.604
32	21 HAUSMANN Tina	23.721
33	20 DAVID Zachary	35.965

**SEG. 3**

1	3 UGOCHUKWU Ugo	26.802
2	37 SZTUKA Kacper	26.813
3	15 BADOER Brando	26.905
4	17 DOMINGUES Ivan	26.913
5	29 ELKIN Ariel	26.946
6	14 AL DHAHERI Rashid	26.954
7	48 EGOZI James	26.962
8	12 PRADEL Gianmarco	26.976
9	47 LACORTE Nicola	27.024
10	10 KLUSS Valentin	27.029
11	13 WHARTON James	27.030
12	31 BOHRA Akshay	27.034
13	57 BHIROMBHAKDI Nanda	27.040
14	66 LIU Ruiqi	27.065
15	62 QUONDAMCARLO Man	27.073
16	7 FERREIRA Matheus	27.098
17	27 ISCHER Ethan	27.102
18	23 LINDBLAD Arvid	27.107
19	16 NOBELS Aurelia Corine	27.109
20	8 TAPONEN Tuukka	27.125
21	9 SPINA Alfio	27.141
22	5 LARINI Davide	27.159
23	26 KIM Hwarang	27.190
24	11 AKHMEDKHODJAEV Is	27.198
25	18 FRASSINETI Andrea	27.199
26	45 BEETON Jack	27.200
27	78 BLOKHINA Viktoria	27.219
28	93 QUINTARELLI Matteo	27.351
29	63 LUCHETTI Guido	27.385
30	87 LUND Frederik	27.419
31	76 NARAC Raphael	27.598
32	21 HAUSMANN Tina	28.076
33	20 DAVID Zachary	39.150

**SEG. 4**

1	3 UGOCHUKWU Ugo	20.798
2	5 LARINI Davide	20.818
3	17 DOMINGUES Ivan	20.827
4	8 TAPONEN Tuukka	20.836
5	13 WHARTON James	20.837
6	14 AL DHAHERI Rashid	20.840
7	37 SZTUKA Kacper	20.842
8	23 LINDBLAD Arvid	20.853
9	27 ISCHER Ethan	20.858
10	15 BADOER Brando	20.862
11	66 LIU Ruiqi	20.864
12	48 EGOZI James	20.865
13	45 BEETON Jack	20.872
14	26 KIM Hwarang	20.883
15	9 SPINA Alfio	20.889
16	47 LACORTE Nicola	20.923
17	7 FERREIRA Matheus	20.947
18	93 QUINTARELLI Matteo	20.951
19	12 PRADEL Gianmarco	20.977
20	10 KLUSS Valentin	20.988
21	16 NOBELS Aurelia Corine	20.988
22	78 BLOKHINA Viktoria	20.994
23	29 ELKIN Ariel	21.000
24	62 QUONDAMCARLO Man	21.028
25	11 AKHMEDKHODJAEV Is	21.050
26	18 FRASSINETI Andrea	21.061
27	57 BHIROMBHAKDI Nanda	21.080
28	31 BOHRA Akshay	21.222
29	63 LUCHETTI Guido	21.368
30	87 LUND Frederik	21.589
31	21 HAUSMANN Tina	21.766
32	76 NARAC Raphael	21.860

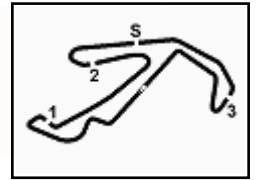
06/05/2023

Powered by FICR PERUGIA TIMING





5.5



# ACI Racing Weekend Misano, 6-7 Maggio 2023 Italian F4 Championship - Chronological Analysis Race 1

Misano Circuit Sic 58 4.226 m

Start at 12:13'35.906

1 / 5

3 U. UGOCHUKWU (1'35.484)								8 T. TAPONEN (1'35.335)							
Lap	Seg.1	Seg.2	Seg.3	Seg.4	Lap Time	km/h	Local Time	Lap	Seg.1	Seg.2	Seg.3	Seg.4	Lap Time	km/h	Local Time
1		23.343	27.559	21.846	1'43.519	201,9	12:15'19.425	1		23.270	27.428	21.057	1'41.602	196,4	12:15'17.508
2	24.786	23.098	27.150	21.009	1'36.043	200,7	12:16'55.468	2	24.683	23.075	27.383	20.924	1'36.065	197,1	12:16'53.573
3	24.598	23.049	48.681	29.099	2'05.427	92,8	12:19'00.895	3	24.540	23.133	48.829	29.608	2'06.110	93,2	12:18'59.683
4	34.321	39.561	1'02.968	25.370	2'42.220	102,8	12:21'43.115	4	33.646	39.569	1'03.253	26.088	2'42.556	99,1	12:21'42.239
5	25.008	23.054	27.403	21.853	1'37.318	203,0	12:23'20.433	5	24.736	23.162	27.590	21.058	1'36.546	196,7	12:23'18.785
6	25.442	23.061	27.088	20.943	1'36.534	201,9	12:24'56.967	6	24.543	23.063	27.436	20.940	1'35.982	198,9	12:24'54.767
7	24.993	23.063	27.100	20.879	1'36.035	203,4	12:26'33.002	7	24.605	23.023	27.329	20.923	1'35.880	197,1	12:26'30.647
8	24.772	23.033	26.998	20.880	1'35.683	201,1	12:28'08.685	8	24.428	23.033	27.296	20.987	1'35.744	196,0	12:28'06.391
9	<b>24.587</b>	23.061	27.097	20.843	1'35.588	201,1	12:29'44.273	9	24.489	23.013	27.260	20.886	1'35.648	199,3	12:29'42.039
10	24.658	23.039	26.885	21.146	1'35.728	<b>203,8</b>	12:31'20.001	10	24.478	22.980	27.304	20.935	1'35.697	198,5	12:31'17.736
11	24.739	22.942	26.916	20.887	<b>1'35.484</b>	202,6	12:32'55.485	11	24.475	22.961	27.327	20.945	1'35.708	198,9	12:32'53.444
12	24.827	22.955	27.037	20.860	1'35.679	201,1	12:34'31.164	12	24.422	22.991	27.250	20.913	1'35.576	197,4	12:34'29.020
13	24.874	23.014	26.897	20.936	1'35.721	201,9	12:36'06.885	13	24.433	22.935	27.181	20.931	1'35.480	197,8	12:36'04.500
14	24.684	22.996	27.016	20.803	1'35.499	201,1	12:37'42.384	14	<b>24.402</b>	22.957	<b>27.125</b>	20.851	<b>1'35.335</b>	197,8	12:37'39.835
15	24.842	22.932	<b>26.802</b>	20.914	1'35.490	202,6	12:39'17.874	15	24.530	23.030	27.266	20.899	1'35.725	197,8	12:39'15.560
16	24.609	23.090	26.891	21.123	1'35.713	201,5	12:40'53.587	16	24.507	23.012	27.189	<b>20.836</b>	1'35.544	198,2	12:40'51.104
17	24.624	23.052	27.504	21.353	1'36.533	203,4	12:42'30.120	17	24.464	23.010	27.244	20.917	1'35.635	<b>200,7</b>	12:42'26.739
18	24.711	23.050	27.023	<b>20.798</b>	1'35.582	201,5	12:44'05.702	18	24.431	<b>22.918</b>	27.243	20.914	1'35.506	199,6	12:44'02.245
19	<b>24.587</b>	<b>22.855</b>	27.101	21.458	1'36.001	<b>203,8</b>	12:45'41.703	19	24.493	22.987	27.238	21.015	1'35.733	198,5	12:45'37.978
Race Time 32'05.797								Race Time 32'02.072							

5 D. LARINI (1'35.996)								9 A. SPINA (1'35.648)							
Lap	Seg.1	Seg.2	Seg.3	Seg.4	Lap Time	km/h	Local Time	Lap	Seg.1	Seg.2	Seg.3	Seg.4	Lap Time	km/h	Local Time
1		24.230	28.423	56.441	2'25.019P	200,0	12:16'00.925	1		24.281	28.257	22.167	1'49.708	199,3	12:15'25.614
2	42.061	23.227	27.471	21.100	1'53.859P	196,4	12:17'54.784	2	25.583	23.808	27.483	21.104	1'37.978	201,1	12:17'03.592
3	25.350	23.628	27.445	21.158	1'37.581	198,9	12:19'32.365	3	24.587	23.108	46.982	28.979	2'03.656	103,3	12:19'07.248
4	26.822	32.727	59.630	21.740	2'20.919	172,5	12:21'53.284	4	35.623	38.040	1'01.726	23.746	2'39.135	129,5	12:21'46.383
5	25.519	23.301	28.157	21.201	1'38.178	199,6	12:23'31.462	5	25.043	23.397	27.280	21.037	1'36.757	201,9	12:23'23.140
6	24.916	23.188	27.278	21.098	1'36.480	<b>204,2</b>	12:25'07.942	6	25.523	23.826	27.696	21.469	1'38.514	199,3	12:25'01.654
7	25.379	23.337	27.473	21.603	1'37.792	203,0	12:26'45.734	7	24.590	23.053	27.284	20.928	1'35.855	198,9	12:26'37.509
8	25.502	23.600	<b>27.159</b>	21.083	1'37.344	200,4	12:28'23.078	8	<b>24.459</b>	<b>23.007</b>	27.236	20.946	<b>1'35.648</b>	200,4	12:28'13.157
9	24.983	23.612	27.575	21.143	1'37.313	200,0	12:30'00.391	9	24.566	23.066	<b>27.141</b>	<b>20.889</b>	1'35.652	200,4	12:29'48.809
10	24.859	<b>23.025</b>	27.305	20.946	1'36.135	198,2	12:31'36.526	10	24.630	23.043	27.222	20.987	1'35.882	201,1	12:31'24.691
11	24.837	23.035	27.349	20.934	1'36.155	200,7	12:33'12.681	11	25.200	23.555	27.930	21.743	1'38.428	205,3	12:33'03.119
12	24.806	23.111	27.429	21.435	1'36.781	202,6	12:34'49.462	12	24.858	23.171	27.218	21.286	1'36.533	201,5	12:34'39.652
13	25.307	23.106	27.286	21.095	1'36.794	199,6	12:36'26.256	13	24.825	23.082	27.277	20.955	1'36.139	202,2	12:36'15.791
14	24.806	23.100	27.272	<b>20.818</b>	1'35.996	200,0	12:38'02.252	14	24.933	23.166	27.412	21.073	1'36.584	201,5	12:37'52.375
15	24.842	23.099	27.373	21.130	1'36.444	199,6	12:39'38.696	15	24.942	23.084	27.417	21.351	1'36.794	203,4	12:39'29.169
16	24.785	23.073	27.332	20.998	1'36.188	199,6	12:41'14.884	16	24.898	23.026	27.239	21.729	1'36.892	<b>208,9</b>	12:41'06.061
17	24.796	23.256	27.833	21.801	1'37.686	200,0	12:42'52.570	17	24.929	23.157	27.669	21.664	1'37.419	204,5	12:42'43.480
18	24.881	23.220	27.395	20.961	1'36.457	197,4	12:44'29.027	18	25.987	23.192	27.311	20.956	1'37.446	202,2	12:44'20.926
19	<b>24.697</b>	23.104	27.404	20.967	1'36.172	199,3	12:46'05.199	19	24.560	23.088	27.292	20.971	1'35.911	204,5	12:45'56.837
Race Time 32'29.293								Race Time 32'20.931							

7 M. FERREIRA (1'35.919)								10 V. KLUSS (1'36.117)							
Lap	Seg.1	Seg.2	Seg.3	Seg.4	Lap Time	km/h	Local Time	Lap	Seg.1	Seg.2	Seg.3	Seg.4	Lap Time	km/h	Local Time
1		24.664	27.809	21.410	1'48.257	200,7	12:15'24.163	1		24.501	27.741	21.418	1'48.020	200,0	12:15'23.926
2	25.206	23.437	27.305	<b>20.947</b>	1'36.895	200,7	12:17'01.058	2	25.200	23.281	27.264	21.083	1'36.828	200,4	12:17'00.754
3	24.841	23.321	47.527	29.360	2'05.049	96,7	12:19'06.107	3	24.747	23.342	47.312	29.295	2'04.696	97,1	12:19'05.450
4	34.426	38.957	1'02.208	24.038	2'39.629	142,9	12:21'45.736	4	34.535	38.899	1'02.321	24.261	2'40.016	135,2	12:21'45.466
5	25.011	23.787	28.613	22.073	1'39.484	194,9	12:23'25.220	5	24.989	23.201	27.164	21.206	1'36.560	<b>203,0</b>	12:23'22.026
6	25.296	23.297	27.341	21.794	1'37.728	201,9	12:25'02.948	6	24.883	23.140	27.297	21.043	1'36.363	201,9	12:24'58.389
7	24.771	23.206	27.126	21.102	1'36.205	201,9	12:26'39.153	7	24.838	23.195	27.234	21.043	1'36.310	201,9	12:26'34.699
8	24.772	23.105	27.185	21.068	1'36.130	201,1	12:28'15.283	8	24.789	23.108	27.185	21.115	1'36.197	200,7	12:28'10.896
9	24.722	23.243	27.330	21.038	1'36.333	198,5	12:29'51.616	9	24.866	23.236	27.121	<b>20.988</b>	1'36.211	201,1	12:29'47.107
10	<b>24.618</b>	23.134	27.169	20.998	<b>1'35.919</b>	201,1	12:31'27.535	10	24.857	23.115	27.418	21.225	1'36.615	197,8	12:31'23.722
11	24.638	23.104	27.113	21.380	1'36.235	201,9	12:33'03.770	11	25.749	23.761	27.853	21.320	1'38.683	198,5	12:33'02.405
12	25.842	23.307	<b>27.098</b>	21.059	1'37.306	<b>202,2</b>	12:34'41.076	12	24.925	23.199	27.179	21.173	1'36.476	197,4	12:34'38.881
13	24.927	23.123	27.718	20.990	1'36.758	201,9	12:36'17.834	13	24.745	23.170	27.156	21.234	1'36.305	200,7	12:36'15.186
14	24.941	23.366	27.167	21.250	1'36.724	201,5	12:37'54.558	14	24.995	23.266	27.349	21.105	1'36.715	200,4	12:37'51.901
15	24.972	23.333	27.380	21.086	1'36.771	200,7	12:39'31.329	15	24.723	23.224	27.590	21.130	1'36.667	199,6	12:39'28.568
16	24.656	<b>22.988</b>	27.309	21.123	1'36.076	201,9	12:41'07.405	16	24.754	23.216	27.669	21.121	1'36.760	200,0	12:41'05.328
Race Time 27'31.499								Race Time 27'31.499							

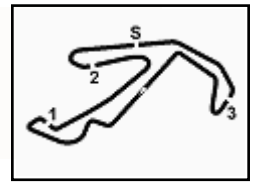
06/05/2023

P = Pits In/Out - C = Lap Time Cancelled



Powered by FICr PERUGIA TIMING





# ACI Racing Weekend Misano, 6-7 Maggio 2023

## Italian F4 Championship - Chronological Analysis Race 1

Misano Circuit Sic 58 4.226 m

Start at 12:13'35.906

**2 / 5**

18	25.136	24.001	<b>27.029</b>	21.265	1'37.431	199,6	12:44'18.876	15	24.638	22.950	27.033	20.979	1'35.600	202,6	12:39'16.642
19	<b>24.613</b>	23.198	27.394	21.659	1'36.864	198,9	12:45'55.740	16	24.556	22.907	27.088	20.956	<b>1'35.507</b>	203,0	12:40'52.149
								17	24.668	22.961	27.223	20.953	1'35.805	201,1	12:42'27.954
								18	24.696	22.986	27.129	20.969	1'35.780	200,7	12:44'03.734
								19	24.777	23.054	27.210	20.983	1'36.024	198,5	12:45'39.758
								Race Time 32'19.834							

**11 I. AKHMEDKHODJAEV (1'36.206)**

Lap	Seg.1	Seg.2	Seg.3	Seg.4	Lap Time	km/h	Local Time								
1		24.640	27.779	22.444	1'53.068	201,5	12:15'28.974								
2	26.124	23.479	27.919	21.708	1'39.230	201,1	12:17'08.204								
3	26.275	24.401	45.902	27.298	2'03.876	127,8	12:19'12.080								
4	36.893	37.546	1'00.710	23.040	2'38.189	132,4	12:21'50.269								
5	25.355	23.432	27.475	21.319	1'37.581	<b>203,4</b>	12:23'27.850								
6	25.017	23.524	27.719	21.974	1'38.234	202,2	12:25'06.084								
7	26.026	23.340	27.410	21.583	1'38.359	200,0	12:26'44.443								
8	25.566	23.098	27.372	21.445	1'37.481	202,2	12:28'21.924								
9	25.433	23.255	<b>27.198</b>	21.317	1'37.203	201,5	12:29'59.127								
10	<b>24.662</b>	<b>23.072</b>	27.349	21.123	<b>1'36.206</b>	200,0	12:31'35.333								
11	24.863	23.176	27.332	21.391	1'36.762	202,6	12:33'12.095								
12	25.002	23.183	27.578	21.507	1'37.270	201,5	12:34'49.365								
13	26.998	24.269	27.498	21.671	1'40.436	203,0	12:36'29.801								
14	25.143	23.391	27.275	21.111	1'36.920	200,7	12:38'06.721								
15	24.868	23.237	27.211	21.416	1'36.732	200,7	12:39'43.453								
16	24.716	23.200	27.213	21.262	1'36.391	200,4	12:41'19.844								
17	24.785	23.153	27.384	<b>21.050</b>	1'36.372	200,0	12:42'56.216								
18	24.820	23.242	27.316	21.631	1'37.009	200,7	12:44'33.225								
19	25.602	23.315	27.404	21.283	1'37.604	200,4	12:46'10.829								
								Race Time 32'34.923							

**14 R. AL DHAHERI (1'35.392)**

Lap	Seg.1	Seg.2	Seg.3	Seg.4	Lap Time	km/h	Local Time								
1		23.260	27.635	21.253	1'44.155	201,9	12:15'20.061								
2	25.469	23.207	27.132	21.064	1'36.872	203,8	12:16'56.933								
3	24.835	23.081	48.721	28.903	2'05.540	89,5	12:19'02.473								
4	35.159	38.849	1'02.751	24.736	2'41.495	117,3	12:21'43.968								
5	25.116	23.082	27.198	21.397	1'36.793	<b>204,5</b>	12:23'20.761								
6	25.388	23.228	26.997	20.994	1'36.607	203,0	12:24'57.368								
7	24.896	23.032	27.237	20.959	1'36.124	201,5	12:26'33.492								
8	24.758	22.982	27.076	20.970	1'35.786	201,5	12:28'09.278								
9	24.705	22.984	27.108	20.949	1'35.746	198,5	12:29'45.024								
10	24.615	23.032	27.152	20.888	1'35.687	201,9	12:31'20.711								
11	24.642	22.945	27.283	20.956	1'35.826	199,6	12:32'56.537								
12	24.620	23.016	27.085	20.897	1'35.618	201,1	12:34'32.155								
13	24.705	22.953	27.061	<b>20.840</b>	1'35.559	200,7	12:36'07.714								
14	24.460	22.964	27.060	20.908	<b>1'35.392</b>	201,9	12:37'43.106								
15	24.609	22.924	26.958	21.151	1'35.642	200,7	12:39'18.748								
16	24.604	23.054	<b>26.954</b>	20.869	1'35.481	201,9	12:40'54.229								
17	<b>24.456</b>	23.037	27.299	21.498	1'36.290	201,5	12:42'30.519								
18	24.795	22.980	27.055	20.903	1'35.733	203,4	12:44'06.252								
19	24.657	<b>22.907</b>	27.124	21.088	1'35.776	203,4	12:45'42.028								
								Race Time 32'06.122							

**12 G. PRADEL (1'35.971)**

Lap	Seg.1	Seg.2	Seg.3	Seg.4	Lap Time	km/h	Local Time								
1		23.650	27.798	21.422	1'46.720	203,4	12:15'22.626								
2	24.894	23.352	27.224	<b>20.977</b>	1'36.447	200,0	12:16'59.073								
3	24.711	23.116	48.135	29.179	2'05.141	98,2	12:19'04.214								
4	34.423	39.172	1'02.515	24.571	2'40.681	123,4	12:21'44.895								
5	25.087	23.440	27.152	21.235	1'36.914	203,0	12:23'21.809								
6	25.344	23.336	27.223	21.229	1'37.132	205,7	12:24'58.941								
7	24.818	23.073	27.136	21.245	1'36.272	203,8	12:26'35.213								
8	24.811	23.077	<b>26.976</b>	21.143	1'36.007	203,4	12:28'11.220								
9	24.776	23.331	27.060	21.151	1'36.318	204,2	12:29'47.538								
10	24.821	<b>23.060</b>	27.254	21.248	1'36.383	204,5	12:31'23.921								
11	25.737	23.702	27.893	21.600	1'38.932	202,6	12:33'02.853								
12	24.726	23.271	27.102	21.397	1'36.496	203,8	12:34'39.349								
13	24.799	23.108	27.096	21.058	1'36.061	203,0	12:36'15.410								
14	25.026	23.305	27.195	21.251	1'36.777	203,8	12:37'52.187								
15	24.726	23.109	27.580	21.317	1'36.732	204,2	12:39'28.919								
16	24.643	23.096	27.692	21.379	1'36.810	<b>206,5</b>	12:41'05.729								
17	24.689	23.147	27.079	21.056	<b>1'35.971</b>	205,3	12:42'41.700								
18	24.802	23.681	27.110	21.030	1'36.623	203,0	12:44'18.323								
19	<b>24.634</b>	23.465	27.487	21.580	1'37.166	203,0	12:45'55.489								
								Race Time 32'19.583							

**13 J. WHARTON (1'35.507)**

Lap	Seg.1	Seg.2	Seg.3	Seg.4	Lap Time	km/h	Local Time
1		23.370	27.685	21.500	1'42.999	199,6	12:15'18.905
2	24.892	22.987	27.238	20.942	1'36.059	200,7	12:16'54.964
3	24.632	22.942	48.802	29.147	2'05.523	95,6	12:19'00.487
4	33.937	39.639	1'03.091	25.676	2'42.343	104,2	12:21'42.830
5	24.958	23.049	27.678	21.426	1'37.111	200,4	12:23'19.941
6	24.736	23.078	27.207	20.968	1'35.989	200,4	12:24'55.930
7	24.809	22.968	27.198	<b>20.837</b>	1'35.812	199,6	12:26'31.742
8	<b>24.525</b>	22.944	27.162	20.981	1'35.612	201,5	12:28'07.354
9	24.617	22.954	27.042	21.032	1'35.645	203,4	12:29'42.999
10	24.651	22.961	27.206	20.860	1'35.678	200,4	12:31'18.677
11	24.653	<b>22.883</b>	27.101	20.958	1'35.595	202,6	12:32'54.272
12	24.655	22.936	27.062	20.909	1'35.562	<b>203,8</b>	12:34'29.834
13	24.583	22.930	<b>27.030</b>	20.992	1'35.535	<b>203,8</b>	12:36'05.369
14	24.687	22.943	27.139	20.904	1'35.673	199,3	12:37'41.042

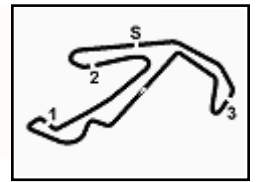
**16 A. NOBELS (1'35.908)**

Lap	Seg.1	Seg.2	Seg.3	Seg.4	Lap Time	km/h	Local Time
1		23.662	27.724	21.505	1'46.983	203,4	12:15'22.889
2	25.153	23.265	27.248	21.121	1'36.787	200,4	12:16'59.676
3	24.832	23.205	47.741	29.589	2'05.367	98,7	12:19'05.043
4	34.304	38.921	1'02.474	24.454	2'40.153	125,6	12:21'45.196
5	25.425	23.773	27.434	21.162	1'37.794	200,7	12:23'22.990
6	25.695	23.948	27.783	22.079	1'39.505	203,4	12:25'02.495
7	24.950	23.087	27.140	21.005	1'36.182	201,5	12:26'38.677
8	24.839	23.060	27.199	21.109	1'36.207	201,9	12:28'14.884
9	24.858	23.027	27.188	21.153	1'36.226	203,0	12:29'51.110
10	<b>24.782</b>	22.918	27.150	21.058	<b>1'35.908</b>	201,5	12:31'27.018
11	24.863	<b>22.847</b>	27.227	21.667	1'36.604	202,2	12:33'03.622

06/05/2023

P = Pits In/Out - C = Lap Time Cancelled





# ACI Racing Weekend Misano, 6-7 Maggio 2023

## Italian F4 Championship - Chronological Analysis Race 1

Misano Circuit Sic 58 4.226 m

Start at 12:13'35.906

**3 / 5**

12	25.732	23.151	<b>27.109</b>	<b>20.988</b>	1'36.980	201,1	12:34'40.602	9	24.383	23.147	27.178	20.985	1'35.693	199,6	12:29'42.626
13	24.969	23.056	27.118	21.179	1'36.322	201,5	12:36'16.924	10	24.393	23.113	27.246	20.962	1'35.714	199,3	12:31'18.340
14	25.218	23.005	27.201	21.633	1'37.057	<b>204,2</b>	12:37'53.981	11	24.362	23.098	27.193	20.924	1'35.577	<b>200,0</b>	12:32'53.917
Race Time 24'18.075															

**17 I. DOMINGUES (1'35.299)**

Lap	Seg.1	Seg.2	Seg.3	Seg.4	Lap Time	km/h	Local Time
1		23.885	28.292	58.015	2'23.229P	199,6	12:15'59.135
2	41.924	23.501	27.369	20.888	1'53.682P	198,9	12:17'52.817
3	25.488	23.426	27.518	20.998	1'37.430	198,2	12:19'30.247
4	28.057	32.586	59.255	22.888	2'22.786	156,5	12:21'53.033
5	25.030	23.109	27.215	21.041	1'36.395	202,6	12:23'29.428
6	25.392	22.934	27.327	21.076	1'36.729	<b>205,3</b>	12:25'06.157
7	25.525	22.982	27.350	21.205	1'37.062	202,6	12:26'43.219
8	24.705	<b>22.904</b>	27.410	21.213	1'36.232	196,7	12:28'19.451
9	24.545	23.139	<b>26.913</b>	20.863	1'35.460	200,4	12:29'54.911
10	24.452	22.981	27.039	<b>20.827</b>	1'35.299	200,4	12:31'30.210
11	24.542	23.111	27.286	20.906	1'35.845	198,2	12:33'06.055
12	24.423	22.907	27.053	21.017	1'35.400	201,5	12:34'41.455
13	24.761	23.210	27.061	20.920	1'35.952	200,7	12:36'17.407
14	25.048	23.064	27.224	21.325	1'36.661	202,2	12:37'54.068
15	24.653	23.112	27.539	21.279	1'36.583	201,9	12:39'30.651
16	24.574	23.037	27.250	21.002	1'35.863	200,4	12:41'06.514
17	24.795	23.048	27.572	21.831	1'37.246	202,6	12:42'43.760
18	25.115	23.059	27.093	20.873	1'36.140	200,0	12:44'19.900
19	<b>24.406</b>	23.014	27.114	21.472	1'36.006	201,9	12:45'55.906
Race Time 32'20.000 + 20.000Pen							

**26 H. KIM (1'35.981)**

Lap	Seg.1	Seg.2	Seg.3	Seg.4	Lap Time	km/h	Local Time
1		24.164	28.140	22.203	1'49.817	198,5	12:15'25.723
2	25.341	23.811	27.685	21.410	1'38.247	198,2	12:17'03.970
3	24.926	23.151	47.335	28.809	2'04.221	101,9	12:19'08.191
4	35.382	38.374	1'01.571	23.534	2'38.861	130,6	12:21'47.052
5	24.894	23.105	27.843	21.418	1'37.260	200,7	12:23'24.312
6	24.890	23.688	27.702	21.537	1'37.817	<b>203,0</b>	12:25'02.129
7	24.729	<b>23.025</b>	27.335	20.934	1'36.023	201,9	12:26'38.152
8	24.870	23.071	<b>27.190</b>	21.148	1'36.279	199,3	12:28'14.431
9	24.673	23.172	27.253	<b>20.883</b>	1'35.981	200,0	12:29'50.412
10	24.668	23.060	27.238	21.170	1'36.136	199,3	12:31'26.548
11	<b>24.605</b>	23.072	27.422	21.684	1'36.783	199,3	12:33'03.331
12	25.107	23.150	27.302	21.240	1'36.799	200,7	12:34'40.130
13	24.944	23.078	27.277	21.315	1'36.614	199,6	12:36'16.744
14	24.852	23.111	27.520	21.371	1'36.854	201,1	12:37'53.598
15	24.866	23.176	27.398	21.225	1'36.665	201,1	12:39'30.263
16	24.710	23.046	27.799	21.288	1'36.843	200,7	12:41'07.106
17	29.049	27.943	39.745	41.335	2'18.072P	144,2	12:43'25.178
Race Time 29'49.272							

**18 A. FRASSINETI (1'36.292)**

Lap	Seg.1	Seg.2	Seg.3	Seg.4	Lap Time	km/h	Local Time
1		23.833	28.366	23.064	1'52.157	202,6	12:15'28.063
2	25.012	23.392	27.811	21.678	1'37.893	201,5	12:17'05.956
3	25.932	23.504	46.899	28.108	2'04.443	114,3	12:19'10.399
4	35.654	38.167	1'01.183	23.317	2'38.321	124,7	12:21'48.720
5	24.984	23.075	27.434	21.492	1'36.985	200,4	12:23'25.705
6	25.631	23.731	27.508	21.143	1'38.013	200,7	12:25'03.718
7	25.679	23.158	27.704	21.386	1'37.927	202,6	12:26'41.645
8	25.306	23.321	27.828	21.803	1'38.258	201,9	12:28'19.903
9	24.893	23.127	27.271	<b>21.061</b>	1'36.352	201,1	12:29'56.255
10	<b>24.718</b>	23.051	27.281	21.255	1'36.305	201,9	12:31'32.560
11	24.733	<b>23.048</b>	27.645	21.414	1'36.840	199,6	12:33'09.400
12	24.818	23.169	27.314	21.290	1'36.591	200,4	12:34'45.991
13	24.947	23.094	27.329	21.138	1'36.508	199,6	12:36'22.499
14	24.800	23.192	<b>27.199</b>	21.101	<b>1'36.292</b>	200,4	12:37'58.791
15	24.745	23.170	27.236	21.171	1'36.322	200,0	12:39'35.113
16	24.861	23.225	27.462	21.239	1'36.787	199,3	12:41'11.900
17	24.880	23.825	27.347	21.763	1'37.815	<b>205,7</b>	12:42'49.715
18	24.997	23.448	27.821	21.288	1'37.554	199,3	12:44'27.269
19	24.809	23.213	27.756	21.725	1'37.503	203,4	12:46'04.772
Race Time 32'28.866 + 10.000Pen							

**21 T. HAUSMANN (1'39.072)**

Lap	Seg.1	Seg.2	Seg.3	Seg.4	Lap Time	km/h	Local Time
1		24.029	28.385	22.143	1'50.856	199,6	12:15'26.762
2	<b>25.509</b>	<b>23.721</b>	<b>28.076</b>	<b>21.766</b>	<b>1'39.072</b>	<b>200,0</b>	12:17'05.834
Race Time 3'29.928							

**23 A. LINDBLAD (1'35.448)**

Lap	Seg.1	Seg.2	Seg.3	Seg.4	Lap Time	km/h	Local Time
1		23.427	27.795	21.251	1'42.564	198,5	12:15'18.470
2	24.595	23.163	27.327	20.926	1'36.011	199,3	12:16'54.481
3	24.468	23.089	48.567	29.479	2'05.603	93,3	12:19'00.084
4	33.703	39.728	1'03.096	25.894	2'42.421	101,1	12:21'42.505
5	24.868	23.220	27.731	21.346	1'37.165	198,9	12:23'19.670
6	24.462	23.177	27.319	20.924	1'35.882	197,4	12:24'55.552
7	24.452	23.085	27.219	20.943	1'35.699	195,7	12:26'31.251
8	24.524	23.078	27.202	20.878	1'35.682	196,0	12:28'06.933

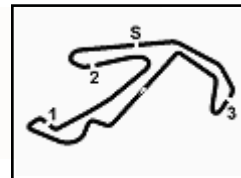
**29 A. ELKIN (1'35.553)**

Lap	Seg.1	Seg.2	Seg.3	Seg.4	Lap Time	km/h	Local Time
1		24.709	28.046	21.378	1'48.677	198,5	12:15'24.583
2	25.356	30.071	35.287	39.801	2'10.515P	175,9	12:17'35.098
3	1'06.621	24.868	28.972	22.350	2'22.811P	197,8	12:19'57.909
4	25.778	23.591	44.603	21.787	1'55.759	197,4	12:21'53.668
5	25.432	23.163	27.664	21.106	1'37.365	200,4	12:23'31.033
6	24.928	23.188	27.233	21.120	1'36.469	200,7	12:25'07.502
7	25.265	23.300	27.368	21.083	1'37.016	200,0	12:26'44.518

06/05/2023

P = Pits In/Out - C = Lap Time Cancelled





# ACI Racing Weekend Misano, 6-7 Maggio 2023

## Italian F4 Championship - Chronological Analysis Race 1

Misano Circuit Sic 58 4.226 m

Start at 12:13'35.906

**4 / 5**

8	24.994	22.955	27.265	21.277	1'36.491	201,1	12:28'21.009	17	24.915	23.256	<b>27.200</b>	21.178	1'36.549	200,7	12:42'46.457
9	25.754	23.090	27.114	<b>21.000</b>	1'36.958	202,2	12:29'57.967	18	25.015	23.170	27.469	21.237	1'36.891	200,0	12:44'23.348
10	24.749	22.955	27.166	21.214	1'36.084	203,8	12:31'34.051	19	24.869	23.184	27.572	21.298	1'36.923	198,5	12:46'00.271
11	25.067	23.132	27.637	21.329	1'37.165	<b>204,2</b>	12:33'11.216								
12	24.754	22.969	27.410	21.432	1'36.565	202,6	12:34'47.781								
13	24.929	23.395	27.070	21.078	1'36.472	200,4	12:36'24.253								
14	<b>24.582</b>	23.004	<b>26.946</b>	21.021	<b>1'35.553</b>	203,0	12:37'59.806								
15	24.835	<b>22.928</b>	27.319	21.068	1'36.150	<b>204,2</b>	12:39'35.956								
16	24.911	22.968	27.605	21.647	1'37.131	<b>204,2</b>	12:41'13.087								
17	25.031	24.026	28.468	21.844	1'39.369	198,5	12:42'52.456								
18	26.351	23.699	28.276	22.243	1'40.569	199,3	12:44'33.025								
19	26.337	23.891	28.360	22.239	1'40.827	202,2	12:46'13.852								
Race Time 32'37.946															

Race Time 32'24.365 + 10.000Pen

**47 N. LACORTE (1'35.829)**

Lap	Seg.1	Seg.2	Seg.3	Seg.4	Lap Time	km/h	Local Time
1		23.644	27.455	21.269	1'45.952	<b>202,6</b>	12:15'21.858
2	<b>24.721</b>	23.277	27.187	21.030	1'36.215	201,5	12:16'58.073
3	24.790	23.044	48.501	28.887	2'05.222	89,5	12:19'03.295
4	34.798	39.180	1'02.567	24.643	2'41.188	120,9	12:21'44.483
5	25.061	23.172	27.264	21.258	1'36.755	202,2	12:23'21.238
6	25.270	23.144	27.288	21.086	1'36.788	202,2	12:24'58.026
7	24.840	23.056	27.215	21.021	1'36.132	<b>202,6</b>	12:26'34.158
8	24.892	22.990	<b>27.024</b>	<b>20.923</b>	<b>1'35.829</b>	201,9	12:28'09.987
9	24.783	22.966	27.265	20.949	1'35.963	201,5	12:29'45.950
10	24.797	22.980	27.072	21.206	1'36.055	201,9	12:31'22.005
11	24.757	<b>22.892</b>	27.384	21.063	1'36.096	201,5	12:32'58.101
12	24.854	23.126	27.124	21.092	1'36.196	201,9	12:34'34.297
13	24.868	22.986	27.237	21.035	1'36.126	201,5	12:36'10.423
14	24.795	23.036	27.114	21.201	1'36.146	200,7	12:37'46.569
15	24.775	23.016	27.157	21.204	1'36.152	200,4	12:39'22.721
16	24.801	23.116	27.156	21.064	1'36.137	200,4	12:40'58.858
17	24.734	23.013	27.271	21.117	1'36.135	201,5	12:42'34.993
18	24.785	23.039	27.201	21.121	1'36.146	200,4	12:44'11.139
19	24.820	22.986	27.281	21.008	1'36.095	200,0	12:45'47.234
Race Time 32'11.328							

**48 J. EGOZI (1'35.522)**

Lap	Seg.1	Seg.2	Seg.3	Seg.4	Lap Time	km/h	Local Time
1		23.468	27.445	21.203	2'00.327	197,8	12:15'36.233
2	24.667	22.969	27.332	20.997	1'35.965	199,6	12:17'12.198
3	24.898	25.424	44.652	27.168	2'02.142	160,2	12:19'14.340
4	36.796	37.631	1'00.478	23.318	2'38.223	142,7	12:21'52.563
5	25.095	23.224	27.194	21.091	1'36.604	199,6	12:23'29.167
6	25.020	23.013	27.183	21.728	1'36.944	201,9	12:25'06.111
7	25.276	23.058	27.471	21.715	1'37.520	199,6	12:26'43.631
8	24.657	23.031	27.421	22.089	1'37.198	201,5	12:28'20.829
9	25.139	23.012	27.057	20.974	1'36.182	202,2	12:29'57.011
10	24.806	23.000	27.446	20.970	1'36.222	198,5	12:31'33.233
11	24.554	<b>22.917</b>	<b>26.962</b>	21.089	<b>1'35.522</b>	<b>203,4</b>	12:33'08.755
12	24.642	22.991	27.036	<b>20.865</b>	1'35.534	200,0	12:34'44.289
13	<b>24.552</b>	23.016	26.994	21.053	1'35.615	200,4	12:36'19.904
14	24.696	23.113	27.155	21.028	1'35.992	202,6	12:37'55.896
15	24.630	23.075	27.339	20.965	1'36.009	197,4	12:39'31.905
16	24.884	23.045	27.121	20.900	1'35.950	202,6	12:41'07.855
17	25.719	23.789	27.250	21.100	1'37.858	198,9	12:42'45.713
18	24.727	22.978	27.116	20.985	1'35.806	199,6	12:44'21.519
19	24.559	23.078	27.074	21.116	1'35.827	201,5	12:45'57.346
Race Time 32'21.440							

**45 J. BEETON (1'36.082)**

Lap	Seg.1	Seg.2	Seg.3	Seg.4	Lap Time	km/h	Local Time
1		24.441	28.196	21.660	1'48.950	198,9	12:15'24.856
2	25.172	25.680	27.554	21.435	1'39.841	200,0	12:17'04.697
3	25.360	23.332	47.336	28.652	2'04.680	101,7	12:19'09.377
4	35.559	38.217	1'01.278	23.232	2'38.286	124,3	12:21'47.663
5	25.212	23.053	27.368	22.014	1'37.647	<b>206,1</b>	12:23'25.310
6	25.663	23.427	27.555	21.410	1'38.055	201,9	12:25'03.365
7	25.625	23.188	27.218	21.373	1'37.404	202,6	12:26'40.769
8	25.009	23.063	27.298	20.955	1'36.325	200,4	12:28'17.094
9	<b>24.756</b>	<b>23.018</b>	27.369	21.045	1'36.188	199,3	12:29'53.282
10	24.874	23.052	27.281	21.029	1'36.236	199,6	12:31'29.518
11	24.803	23.148	28.039	21.211	1'37.201	200,4	12:33'06.719
12	24.789	23.053	27.450	21.036	1'36.328	200,0	12:34'43.047
13	24.843	23.085	27.282	<b>20.872</b>	<b>1'36.082</b>	200,7	12:36'19.129
14	25.003	23.141	27.489	21.457	1'37.090	201,5	12:37'56.219
15	25.126	23.362	27.424	21.264	1'37.176	200,4	12:39'33.395
16	24.868	23.095	27.444	21.106	1'36.513	199,6	12:41'09.908

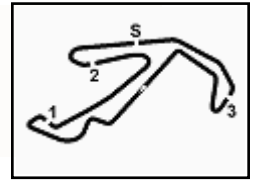
**57 N. BHIROMBHAKDI (1'35.996)**

Lap	Seg.1	Seg.2	Seg.3	Seg.4	Lap Time	km/h	Local Time
1		24.149	27.897	22.241	1'53.534	198,9	12:15'29.440
2	26.108	23.355	27.402	21.261	1'38.126	202,2	12:17'07.566
3	26.467	24.370	45.746	27.495	2'04.078	130,1	12:19'11.644
4	36.516	37.669	1'00.729	22.949	2'37.863	126,6	12:21'49.507
5	25.655	23.270	27.595	21.311	1'37.831	<b>203,8</b>	12:23'27.338
6	25.035	23.317	27.797	21.688	1'37.837	200,7	12:25'05.175
7	24.973	23.229	27.265	21.339	1'36.806	201,5	12:26'41.981
8	25.191	23.358	27.956	21.856	1'38.361	199,3	12:28'20.342
9	24.940	23.103	27.194	<b>21.080</b>	1'36.317	201,9	12:29'56.659
10	24.796	23.135	27.995	21.259	1'37.185	197,4	12:31'33.844
11	24.996	23.217	27.579	21.276	1'37.068	198,9	12:33'10.912
12	24.642	23.183	27.405	21.427	1'36.657	198,9	12:34'47.569
13	<b>24.626</b>	<b>23.013</b>	27.226	21.157	1'36.022	198,5	12:36'23.591

06/05/2023

P = Pits In/Out - C = Lap Time Cancelled





# ACI Racing Weekend Misano, 6-7 Maggio 2023

## Italian F4 Championship - Chronological Analysis Race 1

Misano Circuit Sic 58 4.226 m

Start at 12:13'35.906

**5 / 5**

14	24.655	23.116	<b>27.040</b>	21.185	<b>1'35.996</b>	201,1	12:37'59.587	11	24.696	23.048	27.261	20.990	1'35.995	200,4	12:33'04.192
15	24.672	23.172	27.189	21.113	1'36.146	200,7	12:39'35.733	12	25.617	23.888	27.508	21.062	1'38.075	199,3	12:34'42.267
16	24.747	23.147	27.648	21.219	1'36.761	201,9	12:41'12.494	13	24.784	23.095	27.302	<b>20.864</b>	1'36.045	200,0	12:36'18.312
17	24.785	23.209	27.284	21.546	1'36.824	200,0	12:42'49.318	14	25.002	23.206	27.114	21.383	1'36.705	201,9	12:37'55.017
18	24.876	23.128	27.262	21.111	1'36.377	198,2	12:44'25.695								Race Time 24'19.111
19	24.729	23.678	27.240	21.333	1'36.980	198,2	12:46'02.675								

Race Time 32'26.769

**76 R. NARAC (1'37.972)**

Lap	Seg.1	Seg.2	Seg.3	Seg.4	Lap Time	km/h	Local Time
1		23.971	28.493	23.466	1'52.412	203,4	12:15'28.318
2	<b>25.349</b>	<b>23.165</b>	<b>27.598</b>	<b>21.860</b>	<b>1'37.972</b>	<b>205,3</b>	12:17'06.290
3	27.030	24.769	44.614	36.660	2'13.073P	147,1	12:19'19.363

Race Time 5'43.457

**62 M. QUONDAMCARLO (1'36.334)**

Lap	Seg.1	Seg.2	Seg.3	Seg.4	Lap Time	km/h	Local Time
1		24.689	27.696	22.867	1'52.573	<b>203,8</b>	12:15'28.479
2	26.133	23.614	27.344	21.403	1'38.494	201,1	12:17'06.961
3	26.683	24.374	45.285	27.646	2'03.988	140,4	12:19'10.963
4	35.669	38.334	1'01.087	23.269	2'38.359	129,3	12:21'49.320
5	25.540	23.388	27.506	21.295	1'37.729	201,9	12:23'27.049
6	25.071	23.563	27.893	22.171	1'38.698	201,5	12:25'05.747
7	25.156	23.348	28.096	21.669	1'38.269	201,1	12:26'44.016
8	25.080	23.189	27.790	21.355	1'37.414	199,6	12:28'21.430
9	26.136	24.326	27.776	21.505	1'39.743	<b>203,8</b>	12:30'01.173
10	25.153	23.340	27.338	21.237	1'37.068	201,5	12:31'38.241
11	24.905	<b>23.101</b>	27.173	21.220	1'36.399	200,7	12:33'14.640
12	25.019	23.201	27.354	<b>21.028</b>	1'36.602	200,7	12:34'51.242
13	24.999	24.015	27.521	21.262	1'37.797	200,0	12:36'29.039
14	24.924	23.215	<b>27.073</b>	21.122	<b>1'36.334</b>	201,5	12:38'05.373
15	24.920	23.360	27.281	21.288	1'36.849	200,4	12:39'42.222
16	24.934	23.259	27.172	21.299	1'36.664	200,7	12:41'18.886
17	<b>24.852</b>	23.205	27.350	21.139	1'36.546	200,7	12:42'55.432
18	24.965	<b>23.101</b>	27.420	21.339	1'36.825	200,4	12:44'32.257
19	24.899	23.165	27.326	21.094	1'36.484	200,4	12:46'08.741

Race Time 32'32.835

**78 V. BLOKHINA (1'36.248)**

Lap	Seg.1	Seg.2	Seg.3	Seg.4	Lap Time	km/h	Local Time
1		24.610	28.160	21.125	2'08.553	195,7	12:15'44.459
2	24.869	23.135	27.557	21.133	1'36.694	197,1	12:17'21.153
3	25.447	23.284	37.985	27.148	1'53.864	198,2	12:19'15.017
4	36.755	37.531	1'00.513	23.075	2'37.874	153,4	12:21'52.891
5	25.587	23.498	27.579	21.205	1'37.869	200,0	12:23'30.760
6	24.954	23.132	27.295	21.253	1'36.634	199,6	12:25'07.394
7	25.682	23.280	27.495	21.196	1'37.653	<b>201,1</b>	12:26'45.047
8	25.344	<b>23.073</b>	27.420	21.419	1'37.256	200,4	12:28'22.303
9	25.385	23.997	27.801	21.406	1'38.589	197,8	12:30'00.892
10	24.890	23.131	27.282	21.242	1'36.545	198,9	12:31'37.437
11	24.789	23.151	27.314	<b>20.994</b>	<b>1'36.248</b>	198,2	12:33'13.685
12	24.753	23.083	27.235	21.333	1'36.404	198,9	12:34'50.089
13	25.382	23.245	27.328	21.113	1'37.068	198,5	12:36'27.157
14	<b>24.750</b>	23.085	<b>27.219</b>	21.226	1'36.280	199,6	12:38'03.437
15	24.816	23.123	27.280	21.162	1'36.381	198,9	12:39'39.818
16	24.800	23.152	27.315	21.021	1'36.288	198,9	12:41'16.106
17	24.916	23.140	27.674	21.331	1'37.061	198,9	12:42'53.167
18	25.129	23.232	27.466	21.102	1'36.929	198,5	12:44'30.096
19	24.763	23.109	27.314	21.162	1'36.348	197,8	12:46'06.444

Race Time 32'30.538

**87 F. LUND (1'38.325)**

Lap	Seg.1	Seg.2	Seg.3	Seg.4	Lap Time	km/h	Local Time
1		24.565	27.666	22.570	1'52.472	<b>200,4</b>	12:15'28.378
2	<b>25.713</b>	<b>23.604</b>	<b>27.419</b>	<b>21.589</b>	<b>1'38.325</b>	197,8	12:17'06.703

Race Time 3'30.797

**93 M. QUINTARELLI (1'36.074)**

Lap	Seg.1	Seg.2	Seg.3	Seg.4	Lap Time	km/h	Local Time
1		24.263	28.191	22.021	1'50.206	<b>203,0</b>	12:15'26.112
2	25.763	23.508	27.588	21.315	1'38.174	198,2	12:17'04.286
3	25.064	23.222	47.612	28.878	2'04.776	104,0	12:19'09.062
4	35.339	38.316	1'01.360	23.396	2'38.411	128,0	12:21'47.473
5	25.142	23.073	27.485	21.772	1'37.472	202,6	12:23'24.945
6	25.836	23.426	27.489	21.584	1'38.335	201,1	12:25'03.280
7	25.150	23.058	27.381	22.221	1'37.810	201,5	12:26'41.090
8	25.060	23.007	27.509	33.106	1'48.682	198,9	12:28'29.772
9	25.260	23.236	27.647	21.190	1'37.333	198,9	12:30'07.105
10	24.812	23.120	27.585	21.181	1'36.698	198,2	12:31'43.803
11	24.740	22.998	27.549	21.260	1'36.547	199,3	12:33'20.350
12	24.780	23.004	27.444	21.078	1'36.306	199,6	12:34'56.656
13	24.769	23.063	27.455	21.004	1'36.291	198,5	12:36'32.947
14	24.948	23.126	<b>27.351</b>	21.164	1'36.589	198,9	12:38'09.536
15	<b>24.732</b>	23.117	27.447	21.239	1'36.535	201,1	12:39'46.071
16	24.774	23.047	27.481	21.074	1'36.376	200,0	12:41'22.447
17	24.825	23.013	27.383	21.004	1'36.225	200,4	12:42'58.672
18	24.733	<b>22.937</b>	27.453	<b>20.951</b>	<b>1'36.074</b>	201,5	12:44'34.746
19	24.931	23.376	27.425	21.096	1'36.828	198,9	12:46'11.574

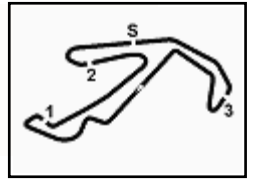
Race Time 32'35.668

**66 R. LIU (1'35.801)**

Lap	Seg.1	Seg.2	Seg.3	Seg.4	Lap Time	km/h	Local Time
1		24.195	27.582	21.844	1'47.804	200,0	12:15'23.710
2	25.880	23.723	27.255	21.175	1'38.033	200,7	12:17'01.743
3	24.752	23.444	47.714	29.116	2'05.026	87,3	12:19'06.769
4	34.882	38.721	1'01.925	23.813	2'39.341	147,3	12:21'46.110
5	25.065	23.637	27.934	21.964	1'38.600	197,4	12:23'24.710
6	25.313	23.288	27.544	22.329	1'38.474	<b>202,2</b>	12:25'03.184
7	25.629	23.191	27.079	21.340	1'37.239	201,1	12:26'40.423
8	24.796	<b>22.954</b>	27.155	20.896	<b>1'35.801</b>	199,3	12:28'16.224
9	<b>24.558</b>	23.050	<b>27.065</b>	21.184	1'35.857	<b>202,2</b>	12:29'52.081
10	24.794	23.147	27.152	21.023	1'36.116	201,1	12:31'28.197

06/05/2023

P = Pits In/Out - C = Lap Time Cancelled

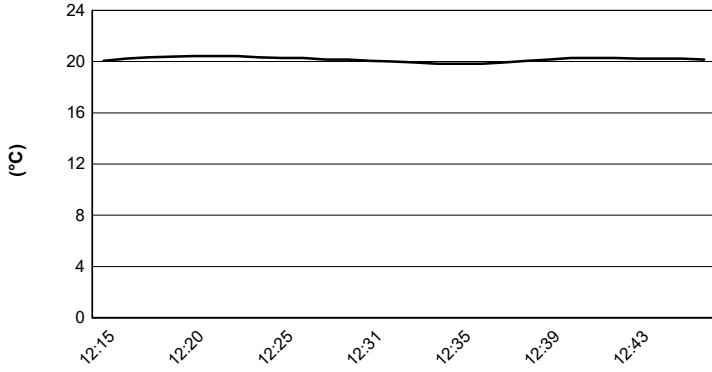


# ACI Racing Weekend Misano, 6-7 Maggio 2023

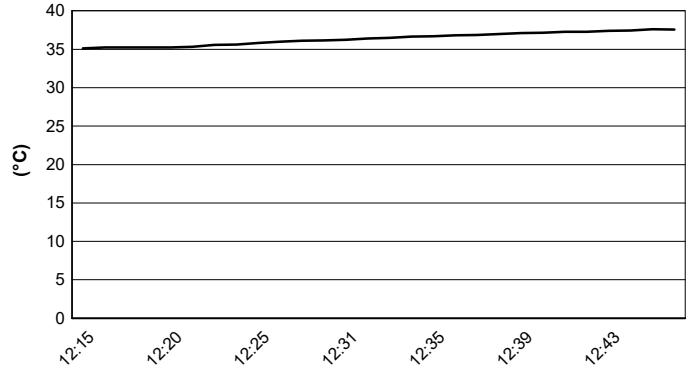
## Italian F4 Championship - Weather Report Race 1

Session started 12:14 - Session ended 12:47

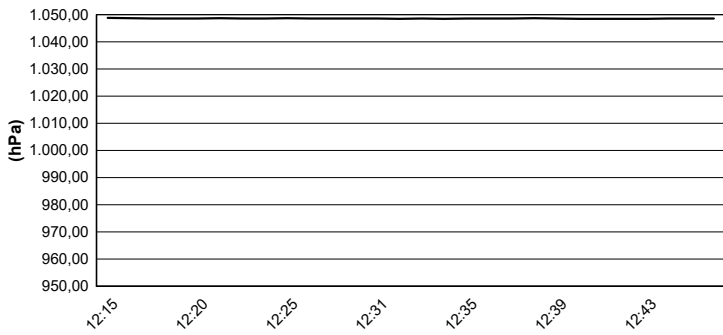
### Air Temperature



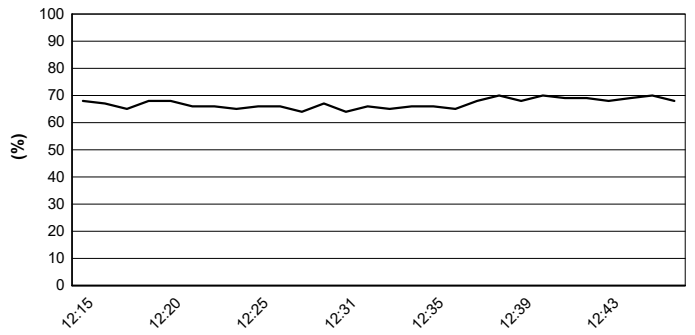
### Track Temperature



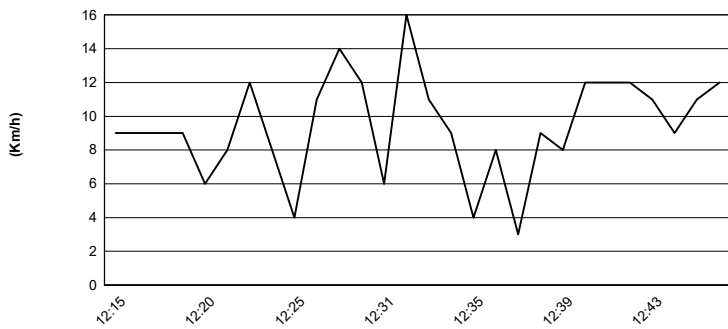
### Air Pressure



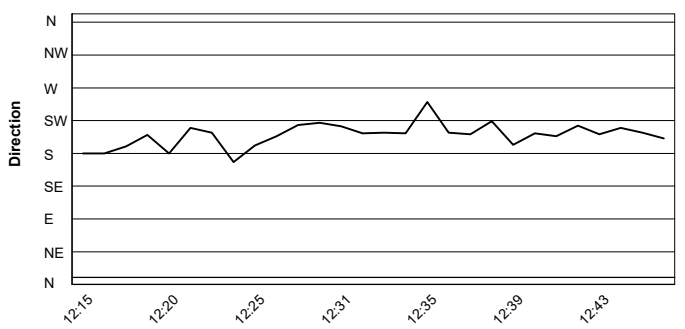
### Humidity



### Wind Speed

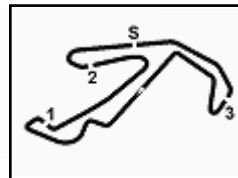


### Wind Direction



06/05/2023




**ACI Racing Weekend Misano, 6-7 Maggio 2023**
**Italian F4 Championship - Starting Grid - Race 1 (Duration: 30' +1 Lap)**

Misano Circuit Sic 58 4.226 m

63	<b>LUCHETTI G.</b> Airflow Racing	Tatuus 1'37.082	31	<b>BOHRA A.</b> US Racing	Tatuus	17
18	<b>FRASSINETI A.</b> BVM Racing	Tatuus 1'36.441	11	<b>AKHMEDKHODJAEV I</b> Van Amersfoort Racing	Tatuus 1'36.608	16
87	<b>LUND F.</b> AKM Motorsport	Tatuus 1'36.214	62	<b>QUONDAMCARLO M.</b> AS Motorsport	Tatuus 1'36.420	15
76	<b>NARAC R.</b> R-ace GP	Tatuus 1'36.031	78	<b>BLOKHINA V.</b> PHM Racing	Tatuus 1'36.033	14
21	<b>HAUSMANN T.</b> AKM Motorsport	Tatuus 1'35.881	93	<b>QUINTARELLI M.</b> R-ace GP	Tatuus 1'36.014	13
5	<b>LARINI D.</b> AKM Motorsport	Tatuus 1'35.815	26	<b>KIM H.</b> Jenzer Motorsport	Tatuus 1'35.846	12
9	<b>SPINA A.</b> BVM Racing	Tatuus 1'35.770	57	<b>BHIROMBHAKDI N.</b> PHM Racing	Tatuus 1'35.789	11
27	<b>ISCHER E.</b> Jenzer Motorsport	Tatuus 1'35.666	45	<b>BEETON J.</b> Van Amersfoort Racing	Tatuus 1'35.675	10
7	<b>FERREIRA M.</b> Van Amersfoort Racing	Tatuus 1'35.576	10	<b>KLUSS V.</b> PHM Racing	Tatuus 1'35.580	9
29	<b>ELKIN A.</b> Jenzer Motorsport	Tatuus 1'35.550	48	<b>EGOZI J.</b> PHM Racing	Tatuus 1'35.567	8
66	<b>LIU R.</b> US Racing	Tatuus 1'35.434	47	<b>LACORTE N.</b> Prema Racing	Tatuus 1'35.479	7
17	<b>DOMINGUES I.</b> Van Amersfoort Racing	Tatuus 1'35.103	16	<b>NOBELS A.</b> Prema Racing	Tatuus 1'35.416	6
14	<b>AL DHAHERI R.</b> Prema Racing	Tatuus 1'35.230	12	<b>PRADEL G.</b> US Racing	Tatuus 1'35.361	5
20	<b>DAVID Z.</b> US Racing	Tatuus 1'35.108	37	<b>SZTUKA K.</b> US Racing	Tatuus 1'35.200	4
15	<b>BADOER B.</b> Van Amersfoort Racing	Tatuus 1'34.979	3	<b>UGOCHUKWU U.</b> Prema Racing	Tatuus 1'34.994	3
23	<b>LINDBLAD A.</b> Prema Racing	Tatuus 1'34.883	13	<b>WHARTON J.</b> Prema Racing	Tatuus 1'34.955	2
			8	<b>TAPONEN T.</b> Prema Racing	Tatuus 1'34.870	1

The Driver n.17 (Domingues Ivan) drops 4 positions for Stewards decision n.16 Round Imola

06/05/2023 Stewards .....

