

ACI Racing Weekend Misano, 6-7 Maggio 2023

Italian F4 Championship - Results Race 3

Misano Circuit Sic 58 4.226 m

1 / 2

Laps 20 = 84,520 km - Avg 158,766 km/h - Race Time 31'56.478

No.	Driver	Nat	Entrant	Team	Car	Class	Laps	Time	Gap	Rel.	Fastest Lap	
1	23 LINDBLAD Arvid	GBR	Prema Racing	Prema Racing	Tatuus F4-T421	R	20	31'56.478		17	1'35.229	
2	3 UGOCHUKWU Ugo	USA	Prema Racing	Prema Racing	Tatuus F4-T421		20	31'59.209	2.731	2.731	19	1'35.207
3	20 DAVID Zachary	MLT	US Racing	US Racing	Tatuus F4-T421	R	20	31'59.730	3.252	0.521	20	1'35.149
4	37 SZTUKA Kacper	POL	US Racing	US Racing	Tatuus F4-T421		20	32'03.032	6.554	3.302	20	1'35.208
5	8 TAPONEN Tuukka	FIN	Prema Racing	Prema Racing	Tatuus F4-T421	R	20	32'07.573	11.095	4.541	20	1'35.208
6	14 AL DHAHERI Rashid	UAE	Prema Racing	Prema Racing	Tatuus F4-T421	R	20	32'13.396	16.918	5.823	4	1'35.544
7	17 DOMINGUES Ivan	POR	Van Amersfoort Racing	Van Amersfoort Racing	Tatuus F4-T421		20	32'19.078	22.600	5.682	6	1'35.900
8	47 LACORTE Nicola	ITA	Prema Racing	Prema Racing	Tatuus F4-T421	R	20	32'19.668	23.190	0.590	6	1'35.725
9	9 SPINA Alfio	ITA	BVM Racing	BVM Racing	Tatuus F4-T421		20	32'20.661	24.183	0.993	5	1'36.087
10	31 BOHRA Akshay	SGP	US Racing	US Racing	Tatuus F4-T421	R	20	32'22.219	25.741	1.558	19	1'35.420
11	48 EGOZI James	USA	PHM Racing	PHM Racing	Tatuus F4-T421	R	20	32'26.854	30.376	4.635	15	1'35.875
12	12 PRADEL Gianmarco	AUS	US Racing	US Racing	Tatuus F4-T421	R	20	32'30.862	34.384	4.008	19	1'35.836
13	66 LIU Ruiqi	CHN	US Racing	US Racing	Tatuus F4-T421	R	20	32'35.498	39.020	4.636	7	1'36.186
14	7 FERREIRA Matheus	BRA	Van Amersfoort Racing	Van Amersfoort Racing	Tatuus F4-T421	R	20	32'35.732	39.254	0.234	5	1'36.396
15	5 LARINI Davide	ITA	AKM Motorsport	AKM Motorsport	Tatuus F4-T421	R	20	32'37.693	41.215	1.961	7	1'36.327
16	27 ISCHER Ethan	CHE	Jenzer Motorsport	Jenzer Motorsport	Tatuus F4-T421		20	32'38.503	42.025	0.810	5	1'36.265
17P	10 KLUSS Valentin	DEU	PHM Racing	PHM Racing	Tatuus F4-T421		20	32'40.054	43.576	1.551	20	1'36.555
18	57 BHIROMBHKDI Nandavhud	THA	PHM Racing	PHM Racing	Tatuus F4-T421		20	32'41.791	45.313	1.737	9	1'36.523
19	76 NARAC Raphael	FRA	R-ace GP	R-ace GP	Tatuus F4-T421		20	32'41.932	45.454	0.141	11	1'36.348
20	62 QUONDAMCARLO Manuel	ITA	AS Motorsport	AS Motorsport	Tatuus F4-T421	R	20	32'42.188	45.710	0.256	15	1'36.775
21	26 KIM Hwarang	KOR	Jenzer Motorsport	Jenzer Motorsport	Tatuus F4-T421		20	32'51.256	54.778	9.068	7	1'36.426
22	93 QUINTARELLI Matteo	UAE	R-ace GP	R-ace GP	Tatuus F4-T421	R	20	32'51.644	55.166	0.388	17	1'37.306
23	63 LUCHETTI Guido	ITA	Airflow Racing	Airflow Racing	Tatuus F4-T421	R	20	32'51.991	55.513	0.347	16	1'37.238
24P	87 LUND Frederik	DNK	AKM Motorsport	AKM Motorsport	Tatuus F4-T421		20	32'56.781	1'00.303	4.790	10	1'36.404
25P	11 AKHMEDKHODJAEV Ismail	UZB	Van Amersfoort Racing	Van Amersfoort Racing	Tatuus F4-T421		20	33'01.601	1'05.123	4.820	6	1'36.763
26	78 BLOKHINA Viktoria		PHM Racing	PHM Racing	Tatuus F4-T421		20	33'08.349	1'11.871	6.748	6	1'37.368
27P	18 FRASSINETI Andrea	ITA	BVM Racing	BVM Racing	Tatuus F4-T421		20	33'13.105	1'16.627	4.756	6	1'37.133
28	13 WHARTON James	AUS	Prema Racing	Prema Racing	Tatuus F4-T421		19	32'44.604	1 Lap	1 Lap	17	1'35.452
----- Not Classified -----												
RET	15 BADOER Brando	ITA	Van Amersfoort Racing	Van Amersfoort Racing	Tatuus F4-T421		11	17'59.473	9 Laps		5	1'35.750
RET	29 ELKIN Ariel	ISR	Jenzer Motorsport	Jenzer Motorsport	Tatuus F4-T421	R	6	10'13.072	14 Laps		4	1'36.137
RET	45 BEETON Jack	AUS	Van Amersfoort Racing	Van Amersfoort Racing	Tatuus F4-T421	R	5	8'17.582	15 Laps		3	1'36.866

Starting: 31 Classified: 28 Not Classified: 0 Retired: 3 Not Started: 0
 Fastest Lap N. 20 No. 20 Zachary David Time 1'35.149 Avg. 159,892 Km/h

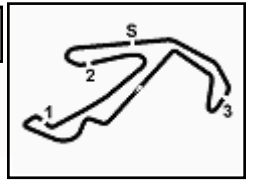
Humidity:	66%	AIR	21°C
Condition:	DRY	Track	22°C

Clerk of the Course : Fabrizio Fondacci

Race Director : Alessandro Ferrari

07/05/2023 Start 09:03 End 09:36





ACI Racing Weekend Misano, 6-7 Maggio 2023

Italian F4 Championship - Results Race 3

Laps 5 = 21,130 km - Avg 39,692 km/h - Race Time 8'17.582

Misano Circuit Sic 58 4.226 m

2 / 2

Highlights

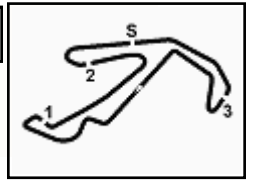
09.03		Start
09.07		Must Respect Track Limits
09.13	29 A. ELKIN	Entered Pits
09.13		Double Yellows Flags - T15
09.15	45 J. BEETON	Out
09.15	29 A. ELKIN	Out
09.16		INCIDENT T15 UNDER INVESTIGATION
09.20	13 J. WHARTON	Entered Pits
09.21	13 J. WHARTON	Exited Pits
09.21	10 V. KLUSS	Must Respect the Racing Line
09.23	15 B. BADOER	Entered Pits
09.24	11 I. AKHMEDKHODJAEV	Warning Flag - Track limits abuse
09.28	15 B. BADOER	Out
09.29	17 I. DOMINGUES	Warning Flag - Track limits abuse
09.30	10 V. KLUSS	Warning Flag - Track limits abuse
09.33		Final lap
09.36		End of Session
13.29	11 I. AKHMEDKHODJAEV	Time Penalty 10 sec. Stewards decision n. 14
13.30	87 F. LUND	Time Penalty 10 sec. Stewards decision n. 15
13.30	10 V. KLUSS	Time Penalty 5 sec. Stewards decision n. 17
13.28	18 A. FRASSINETI	Time Penalty 20 sec. Stewards decisions n. 12-13

Clerk of the Course : Fabrizio Fondacci

Race Director : Alessandro Ferrari

07/05/2023 Start 09:03 End 09:36





ACI Racing Weekend Misano, 6-7 Maggio 2023

Italian F4 Championship - Results by Class Race 3

Misano Circuit Sic 58 4.226 m

Rookie

Laps 20 = 84,520 km - Avg 158,766 km/h - Race Time 31'56.478

No.	Driver	Nat	Entrant	Team	Car	Laps	Time	Gap	Rel.	Fastest Lap
1	23 LINDBLAD Arvid	GBR	Prema Racing	Prema Racing	Tatuus F4-T421	20	31'56.478		17	1'35.229
2	20 DAVID Zachary	MLT	US Racing	US Racing	Tatuus F4-T421	20	31'59.730	3.252	3.252	20 1'35.149
3	8 TAPONEN Tuukka	FIN	Prema Racing	Prema Racing	Tatuus F4-T421	20	32'07.573	11.095	7.843	20 1'35.208
4	14 AL DHAHERI Rashid	UAE	Prema Racing	Prema Racing	Tatuus F4-T421	20	32'13.396	16.918	5.823	4 1'35.544
5	47 LACORTE Nicola	ITA	Prema Racing	Prema Racing	Tatuus F4-T421	20	32'19.668	23.190	6.272	6 1'35.725
6	31 BOHRA Akshay	SGP	US Racing	US Racing	Tatuus F4-T421	20	32'22.219	25.741	2.551	19 1'35.420
7	48 EGOZI James	USA	PHM Racing	PHM Racing	Tatuus F4-T421	20	32'26.854	30.376	4.635	15 1'35.875
8	12 PRADEL Gianmarco	AUS	US Racing	US Racing	Tatuus F4-T421	20	32'30.862	34.384	4.008	19 1'35.836
9	66 LIU Ruiqi	CHN	US Racing	US Racing	Tatuus F4-T421	20	32'35.498	39.020	4.636	7 1'36.186
10	7 FERREIRA Matheus	BRA	Van Amersfoort Racing	Van Amersfoort Racing	Tatuus F4-T421	20	32'35.732	39.254	0.234	5 1'36.396
11	5 LARINI Davide	ITA	AKM Motorsport	AKM Motorsport	Tatuus F4-T421	20	32'37.693	41.215	1.961	7 1'36.327
12	62 QUONDAMCARLO Manuel	ITA	AS Motorsport	AS Motorsport	Tatuus F4-T421	20	32'42.188	45.710	4.495	15 1'36.775
13	93 QUINTARELLI Matteo	UAE	R-ace GP	R-ace GP	Tatuus F4-T421	20	32'51.644	55.166	9.456	17 1'37.306
14	63 LUCHETTI Guido	ITA	Airflow Racing	Airflow Racing	Tatuus F4-T421	20	32'51.991	55.513	0.347	16 1'37.238
----- Not Classified -----										
RET	29 ELKIN Ariel	ISR	Jenzer Motorsport	Jenzer Motorsport	Tatuus F4-T421	6	10'13.072	14 Laps	4	1'36.137
RET	45 BEETON Jack	AUS	Van Amersfoort Racing	Van Amersfoort Racing	Tatuus F4-T421	5	8'17.582	15 Laps	3	1'36.866

Starting: 16 Classified: 14 Not Classified: 0 Retired: 2 Not Started: 0
 Fastest Lap N. 20 No. 20 Zachary David Time 1'35.149 Avg. 159,892 Km/h

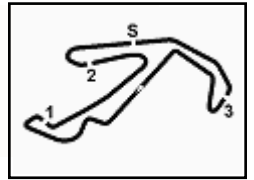
Humidity:	66%	AIR	21°C
Condition:	DRY	Track	22°C

Clerk of the Course : Fabrizio Fondacci

Race Director : Alessandro Ferrari

07/05/2023 Start 09:03 End 09:36





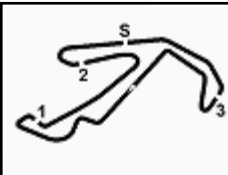
Misano Circuit Sic 58 4.226 m

ACI Racing Weekend Misano, 6-7 Maggio 2023
Italian F4 Championship - Lap Chart Race 3

	Lap																			
	1	2	3	4	5	6	7	8	9	10	11	12	13	14	15	16	17	18	19	20
1	23	23	23	23	23	23	23	23	23	23	23	23	23	23	23	23	23	23	23	23
2	3	3	3	3	3	3	3	3	3	3	3	3	3	3	3	3	3	3	3	3
3	20	20	20	20	20	20	20	20	20	20	20	20	20	20	20	20	20	20	20	20
4	13	13	13	13	13	13	13	13	37	37	37	37	37	37	37	37	37	37	37	37
5	37	37	37	37	37	37	37	37	8	8	8	8	8	8	8	8	8	8	8	8
6	8	8	8	8	8	8	8	8	47	47	47	14	14	14	14	14	14	14	14	14
7	47	47	47	47	47	47	47	47	14	14	14	47	47	47	17	17	17	17	17	17
8	14	14	14	14	14	14	14	14	17	17	17	17	17	17	47	47	47	47	47	47
9	9	9	17	17	17	17	17	17	9	9	9	9	9	9	9	9	9	9	9	9
10	17	17	9	9	9	9	9	9	10	10	10	31	31	31	31	31	31	31	31	31
11	31	10	10	10	10	10	10	10	15	15	15	10	48	48	48	48	48	48	48	48
12	10	48	48	48	48	48	48	48	48	31	48	10	10	10	10	10	12	12	12	12
13	48	45	45	45	45	31	31	15	31	31	48	27	27	12	12	12	10	10	10	10
14	7	31	31	31	31	27	15	31	27	27	66	12	27	27	27	27	27	27	66	66
15	45	7	29	29	29	15	27	27	66	66	66	7	66	66	66	66	66	66	7	7
16	66	66	27	27	27	7	12	12	12	12	12	12	87	87	7	7	7	7	26	5
17	29	29	7	7	7	12	7	7	7	7	7	87	7	7	26	26	26	26	87	27
18	26	27	66	15	15	66	66	66	26	26	26	26	26	26	87	87	87	87	5	57
19	27	12	15	12	12	26	26	26	5	5	87	5	5	5	5	5	5	5	27	76
20	12	57	12	66	66	5	5	5	87	87	5	57	57	57	57	57	57	57	57	62
21	57	15	26	26	26	57	87	87	57	57	57	76	76	76	76	76	76	76	76	87
22	5	26	5	5	5	87	57	57	76	76	76	62	62	62	62	62	62	62	62	26
23	93	5	57	57	57	76	76	76	13	18	18	18	18	18	18	18	18	18	18	11
24	76	93	76	87	87	18	18	18	18	62	62	11	11	11	11	11	11	11	11	93
25	87	76	87	76	76	11	11	11	11	11	11	93	93	93	93	93	93	93	93	63
26	15	87	18	18	18	62	62	62	62	93	93	63	63	63	63	63	63	63	63	18
27	78	18	93	93	11	93	93	93	93	63	63	78	78	78	78	78	78	78	78	78
28	18	78	11	11	62	63	63	63	63	78	78	13	13	13	13	13	13	13	13	
29	11	11	62	62	93	29	78	78	78	13	13									
30	62	62	63	63	63	78														
31	63	63	78	78	78															

Final Result			
1	23	LINDBLAD A.	Laps 20
2	3	UGOCHUKWU U.	2.731
3	20	DAVID Z.	3.252
4	37	SZTUKA K.	6.554
5	8	TAPONEN T.	11.095
6	14	AL DHAHERI R.	16.918
7	17	DOMINGUES I.	22.600
8	47	LACORTE N.	23.190
9	9	SPINA A.	24.183
10	31	BOHRA A.	25.741
11	48	EGOZI J.	30.376
12	12	PRADEL G.	34.384
13	10	KLUSS V.	38.576
14	66	LIU R.	39.020
15	7	FERREIRA M.	39.254
16	5	LARINI D.	41.215
17	27	ISCHER E.	42.025
18	57	BHIROMBHAKDI N.	45.313
19	76	NARAC R.	45.454
20	62	QUONDAMCARLO M	45.710
21	87	LUND F.	50.303
22	26	KIM H.	54.778
23	11	AKHMEDKHODJAEV	55.123
24	93	QUINTARELLI M.	55.166
25	63	LUCHETTI G.	55.513
26	18	FRASSINETI A.	56.627
27	78	BLOKHINA V.	1'11.871
28	13	WHARTON J.	1 Lap
RET	15	BADOER B.	9 Laps
RET	29	ELKIN A.	14 Laps
RET	45	BEETON J.	15 Laps





ACI Racing Weekend Misano, 6-7 Maggio 2023

Italian F4 Championship - Best Sectors & Speed Race 3

Misano Circuit Sic 58 4.226 m

RESULTS

1	23 LINDBLAD Arvid	Tatuus F4-T421	Laps 20
2	3 UGOCHUKWU Ugo	Tatuus F4-T421	2.731
3	20 DAVID Zachary	Tatuus F4-T421	3.252
4	37 SZTUKA Kacper	Tatuus F4-T421	6.554
5	8 TAPONEN Tuukka	Tatuus F4-T421	11.095
6	14 AL DHAHERI Rashid	Tatuus F4-T421	16.918
7	17 DOMINGUES Ivan	Tatuus F4-T421	22.600
8	47 LACORTE Nicola	Tatuus F4-T421	23.190
9	9 SPINA Alfio	Tatuus F4-T421	24.183
10	31 BOHRA Akshay	Tatuus F4-T421	25.741
11	48 EGOZI James	Tatuus F4-T421	30.376
12	12 PRADEL Gianmarco	Tatuus F4-T421	34.384
13	10 KLUSS Valentin	Tatuus F4-T421	38.576
14	66 LIU Ruiqi	Tatuus F4-T421	39.020
15	7 FERREIRA Matheus	Tatuus F4-T421	39.254
16	5 LARINI Davide	Tatuus F4-T421	41.215
17	27 ISCHER Ethan	Tatuus F4-T421	42.025
18	57 BHIROMBHAKDI Nandavhud	Tatuus F4-T421	45.313
19	76 NARAC Raphael	Tatuus F4-T421	45.454
20	62 QUONDAMCARLO Manuel	Tatuus F4-T421	45.710
21	87 LUND Frederik	Tatuus F4-T421	50.303
22	26 KIM Hwarang	Tatuus F4-T421	54.778
23	11 AKHMEDKHODJAEV Ismail	Tatuus F4-T421	55.123
24	93 QUINTARELLI Matteo	Tatuus F4-T421	55.166
25	63 LUCHETTI Guido	Tatuus F4-T421	55.513
26	18 FRASSINETI Andrea	Tatuus F4-T421	56.627
27	78 BLOKHINA Viktoria	Tatuus F4-T421	1'11.871
28	13 WHARTON James	Tatuus F4-T421	1 Lap
RET	15 BADOER Brando	Tatuus F4-T421	9 Laps
RET	29 ELKIN Ariel	Tatuus F4-T421	14 Laps
RET	45 BEETON Jack	Tatuus F4-T421	15 Laps

SPEED

1	31 BOHRA Akshay	Tatuus F4-T421	208,5
2	12 PRADEL Gianmarco	Tatuus F4-T421	207,3
3	76 NARAC Raphael	Tatuus F4-T421	207,3
4	29 ELKIN Ariel	Tatuus F4-T421	206,9
5	37 SZTUKA Kacper	Tatuus F4-T421	206,5
6	14 AL DHAHERI Rashid	Tatuus F4-T421	205,7
7	93 QUINTARELLI Matteo	Tatuus F4-T421	204,9
8	18 FRASSINETI Andrea	Tatuus F4-T421	204,9
9	62 QUONDAMCARLO Manuel	Tatuus F4-T421	204,9
10	48 EGOZI James	Tatuus F4-T421	204,9
11	20 DAVID Zachary	Tatuus F4-T421	204,5
12	11 AKHMEDKHODJAEV Ismail	Tatuus F4-T421	204,2
13	9 SPINA Alfio	Tatuus F4-T421	204,2
14	63 LUCHETTI Guido	Tatuus F4-T421	204,2
15	87 LUND Frederik	Tatuus F4-T421	204,2
16	15 BADOER Brando	Tatuus F4-T421	203,8
17	57 BHIROMBHAKDI Nandavhud	Tatuus F4-T421	203,8
18	26 KIM Hwarang	Tatuus F4-T421	203,8
19	10 KLUSS Valentin	Tatuus F4-T421	203,8
20	27 ISCHER Ethan	Tatuus F4-T421	203,8
21	7 FERREIRA Matheus	Tatuus F4-T421	203,8
22	5 LARINI Davide	Tatuus F4-T421	203,4
23	13 WHARTON James	Tatuus F4-T421	203,4
24	45 BEETON Jack	Tatuus F4-T421	203,4
25	66 LIU Ruiqi	Tatuus F4-T421	203,0
26	17 DOMINGUES Ivan	Tatuus F4-T421	203,0
27	47 LACORTE Nicola	Tatuus F4-T421	202,6
28	78 BLOKHINA Viktoria	Tatuus F4-T421	202,2
29	8 TAPONEN Tuukka	Tatuus F4-T421	201,5
30	3 UGOCHUKWU Ugo	Tatuus F4-T421	201,5
31	23 LINDBLAD Arvid	Tatuus F4-T421	201,5

SEG. 1

1	23 LINDBLAD Arvid	24.406
2	8 TAPONEN Tuukka	24.436
3	3 UGOCHUKWU Ugo	24.465
4	31 BOHRA Akshay	24.483
5	37 SZTUKA Kacper	24.486
6	13 WHARTON James	24.510
7	20 DAVID Zachary	24.514
8	14 AL DHAHERI Rashid	24.525
9	48 EGOZI James	24.539
10	15 BADOER Brando	24.546
11	12 PRADEL Gianmarco	24.622
12	9 SPINA Alfio	24.638
13	17 DOMINGUES Ivan	24.658
14	47 LACORTE Nicola	24.671
15	26 KIM Hwarang	24.702
16	27 ISCHER Ethan	24.716
17	7 FERREIRA Matheus	24.746
18	29 ELKIN Ariel	24.768
19	87 LUND Frederik	24.791
20	66 LIU Ruiqi	24.812
21	10 KLUSS Valentin	24.827
22	11 AKHMEDKHODJAEV Is	24.834
23	5 LARINI Davide	24.863
24	62 QUONDAMCARLO Man	24.870
25	76 NARAC Raphael	24.908
26	45 BEETON Jack	24.940
27	57 BHIROMBHAKDI Nanda	24.954
28	18 FRASSINETI Andrea	24.972
29	78 BLOKHINA Viktoria	25.040
30	63 LUCHETTI Guido	25.048
31	93 QUINTARELLI Matteo	25.160

SEG. 2

1	76 NARAC Raphael	22.903
2	47 LACORTE Nicola	22.908
3	20 DAVID Zachary	22.912
4	23 LINDBLAD Arvid	22.916
5	37 SZTUKA Kacper	22.919
6	8 TAPONEN Tuukka	22.938
7	3 UGOCHUKWU Ugo	22.945
8	13 WHARTON James	22.963
9	14 AL DHAHERI Rashid	22.976
10	31 BOHRA Akshay	22.986
11	29 ELKIN Ariel	23.034
12	27 ISCHER Ethan	23.047
13	15 BADOER Brando	23.047
14	12 PRADEL Gianmarco	23.066
15	17 DOMINGUES Ivan	23.067
16	5 LARINI Davide	23.079
17	48 EGOZI James	23.089
18	87 LUND Frederik	23.112
19	66 LIU Ruiqi	23.132
20	62 QUONDAMCARLO Man	23.132
21	26 KIM Hwarang	23.146
22	45 BEETON Jack	23.154
23	11 AKHMEDKHODJAEV Is	23.154
24	93 QUINTARELLI Matteo	23.161
25	9 SPINA Alfio	23.163
26	7 FERREIRA Matheus	23.176
27	10 KLUSS Valentin	23.210
28	63 LUCHETTI Guido	23.230
29	57 BHIROMBHAKDI Nanda	23.233
30	78 BLOKHINA Viktoria	23.270
31	18 FRASSINETI Andrea	23.315

SEG. 3

1	20 DAVID Zachary	26.794
2	37 SZTUKA Kacper	26.858
3	31 BOHRA Akshay	26.883
4	3 UGOCHUKWU Ugo	26.933
5	14 AL DHAHERI Rashid	26.975
6	12 PRADEL Gianmarco	26.984
7	8 TAPONEN Tuukka	27.008
8	48 EGOZI James	27.031
9	13 WHARTON James	27.033
10	23 LINDBLAD Arvid	27.045
11	47 LACORTE Nicola	27.047
12	66 LIU Ruiqi	27.055
13	15 BADOER Brando	27.058
14	9 SPINA Alfio	27.069
15	5 LARINI Davide	27.097
16	17 DOMINGUES Ivan	27.100
17	27 ISCHER Ethan	27.108
18	29 ELKIN Ariel	27.122
19	7 FERREIRA Matheus	27.128
20	10 KLUSS Valentin	27.146
21	57 BHIROMBHAKDI Nanda	27.154
22	26 KIM Hwarang	27.160
23	62 QUONDAMCARLO Man	27.168
24	87 LUND Frederik	27.175
25	76 NARAC Raphael	27.219
26	45 BEETON Jack	27.231
27	93 QUINTARELLI Matteo	27.257
28	11 AKHMEDKHODJAEV Is	27.264
29	18 FRASSINETI Andrea	27.341
30	63 LUCHETTI Guido	27.379
31	78 BLOKHINA Viktoria	27.550

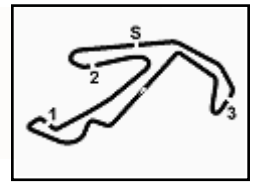
SEG. 4

1	37 SZTUKA Kacper	20.789
2	23 LINDBLAD Arvid	20.794
3	8 TAPONEN Tuukka	20.812
4	31 BOHRA Akshay	20.838
5	20 DAVID Zachary	20.860
6	14 AL DHAHERI Rashid	20.861
7	3 UGOCHUKWU Ugo	20.864
8	13 WHARTON James	20.880
9	48 EGOZI James	20.880
10	17 DOMINGUES Ivan	20.935
11	47 LACORTE Nicola	20.983
12	29 ELKIN Ariel	20.984
13	76 NARAC Raphael	20.990
14	15 BADOER Brando	20.994
15	66 LIU Ruiqi	20.998
16	5 LARINI Davide	21.016
17	10 KLUSS Valentin	21.020
18	7 FERREIRA Matheus	21.037
19	9 SPINA Alfio	21.068
20	12 PRADEL Gianmarco	21.069
21	57 BHIROMBHAKDI Nanda	21.070
22	26 KIM Hwarang	21.096
23	87 LUND Frederik	21.101
24	27 ISCHER Ethan	21.125
25	62 QUONDAMCARLO Man	21.153
26	11 AKHMEDKHODJAEV Is	21.202
27	45 BEETON Jack	21.255
28	63 LUCHETTI Guido	21.272
29	93 QUINTARELLI Matteo	21.321
30	78 BLOKHINA Viktoria	21.334
31	18 FRASSINETI Andrea	21.341

07/05/2023

Powered by FICR PERUGIA TIMING





ACI Racing Weekend Misano, 6-7 Maggio 2023

Italian F4 Championship - Chronological Analysis Race 3

Misano Circuit Sic 58 4.226 m

Start at 9:03'12.497

1 / 6
3 U. UGOCHUKWU (1'35.207)

Lap	Seg.1	Seg.2	Seg.3	Seg.4	Lap Time	km/h	Local Time
1		23.365	27.142	21.105	1'41.858	200,0	9:04'54.355
2	24.604	23.150	27.042	21.069	1'35.865	201,5	9:06'30.220
3	24.588	23.064	27.004	20.977	1'35.633	200,4	9:08'05.853
4	24.506	23.108	27.037	20.963	1'35.614	201,1	9:09'41.467
5	24.544	23.071	27.017	21.074	1'35.706	201,1	9:11'17.173
6	24.581	23.052	26.977	20.984	1'35.594	200,7	9:12'52.767
7	24.487	23.076	27.012	21.075	1'35.650	200,0	9:14'28.417
8	24.552	23.036	27.060	20.997	1'35.645	200,7	9:16'04.062
9	24.572	23.050	27.018	21.060	1'35.700	201,5	9:17'39.762
10	24.579	23.093	27.034	20.968	1'35.674	200,4	9:19'15.436
11	24.583	22.982	27.024	20.984	1'35.573	200,7	9:20'51.009
12	24.743	23.050	26.953	21.192	1'35.938	200,4	9:22'26.947
13	24.562	23.112	27.089	21.035	1'35.798	199,6	9:24'02.745
14	24.578	22.991	27.071	20.994	1'35.634	200,7	9:25'38.379
15	24.557	22.995	27.037	21.020	1'35.609	200,0	9:27'13.988
16	24.530	23.035	27.067	21.097	1'35.729	201,1	9:28'49.717
17	24.544	23.102	27.111	21.109	1'35.866	199,3	9:30'25.583
18	24.490	22.972	26.984	20.905	1'35.351	200,0	9:32'00.934
19	24.465	22.945	26.933	20.864	1'35.207	201,1	9:33'36.141
20	24.513	23.028	27.046	20.978	1'35.565	200,7	9:35'11.706

Race Time 31'59.209

5 D. LARINI (1'36.327)

Lap	Seg.1	Seg.2	Seg.3	Seg.4	Lap Time	km/h	Local Time
1		24.195	28.064	21.943	1'49.802	201,1	9:05'02.299
2	25.709	23.701	27.769	21.598	1'38.777	202,2	9:06'41.076
3	25.861	23.770	27.682	21.621	1'38.934	200,7	9:08'20.010
4	25.105	23.626	27.371	21.474	1'37.576	203,4	9:09'57.586
5	25.202	23.186	27.199	21.100	1'36.687	202,6	9:11'34.273
6	24.959	23.297	27.256	21.167	1'36.679	201,1	9:13'10.952
7	24.863	23.261	27.163	21.040	1'36.327	202,6	9:14'47.279
8	24.903	23.153	27.222	21.141	1'36.419	200,7	9:16'23.699
9	25.192	23.407	27.674	21.368	1'37.641	197,1	9:18'01.339
10	25.102	23.253	27.347	21.458	1'37.160	201,9	9:19'38.499
11	24.943	23.240	27.646	21.370	1'37.199	200,4	9:21'15.698
12	25.334	23.409	27.283	21.248	1'37.274	201,1	9:22'52.972
13	25.225	23.461	27.704	21.412	1'37.802	200,4	9:24'30.774
14	25.154	23.190	27.236	21.165	1'36.745	200,7	9:26'07.519
15	25.215	23.216	27.844	21.783	1'38.058	197,4	9:27'45.577
16	25.215	23.242	27.404	21.475	1'37.336	202,6	9:29'22.913
17	24.981	23.082	27.351	21.064	1'36.478	201,1	9:30'59.391
18	25.554	23.399	27.097	21.423	1'37.473	201,9	9:32'36.864
19	25.017	23.202	27.297	21.016	1'36.532	199,3	9:34'13.396
20	25.091	23.079	27.313	21.311	1'36.794	200,4	9:35'50.190

Race Time 32'37.693

7 M. FERREIRA (1'36.396)

Lap	Seg.1	Seg.2	Seg.3	Seg.4	Lap Time	km/h	Local Time
1		24.348	27.868	21.928	1'47.577	201,9	9:05'00.074
2	25.496	23.819	27.790	22.034	1'39.139	203,8	9:06'39.213
3	25.760	24.082	27.946	21.380	1'39.168	198,2	9:08'18.381
4	24.813	23.303	27.182	21.152	1'36.450	201,9	9:09'54.831
5	24.746	23.353	27.148	21.149	1'36.396	202,6	9:11'31.227
6	25.207	23.299	27.626	21.188	1'37.320	202,6	9:13'08.547
7	24.823	23.304	27.665	21.288	1'37.080	201,1	9:14'45.627
8	24.998	23.176	27.162	21.647	1'36.983	202,2	9:16'22.610
9	25.678	23.466	27.262	21.482	1'37.888	203,4	9:18'00.498
10	25.221	23.345	27.403	21.320	1'37.289	201,1	9:19'37.787
11	24.791	23.253	27.150	21.272	1'36.466	201,9	9:21'14.253
12	25.137	23.814	27.225	21.268	1'37.444	202,2	9:22'51.697
13	25.579	23.947	27.378	21.154	1'38.058	201,9	9:24'29.755
14	25.143	23.239	27.315	21.307	1'37.004	201,5	9:26'06.759
15	25.020	23.325	27.384	21.138	1'36.867	200,4	9:27'43.626

07/05/2023

P = Pits In/Out - C = Lap Time Cancelled

16	24.894	23.240	27.134	21.162	1'36.430	201,5	9:29'20.056
17	24.943	23.294	27.355	21.037	1'36.629	201,1	9:30'56.685
18	25.061	23.249	27.380	21.266	1'36.956	201,9	9:32'33.641
19	25.457	23.511	27.485	21.426	1'37.879	202,6	9:34'11.520
20	25.161	23.341	27.128	21.079	1'36.709	202,2	9:35'48.229

Race Time 32'35.732

8 T. TAPONEN (1'35.208)

Lap	Seg.1	Seg.2	Seg.3	Seg.4	Lap Time	km/h	Local Time
1		23.580	27.724	21.251	1'44.610	199,3	9:04'57.107
2	24.918	23.131	27.273	21.000	1'36.322	200,0	9:06'33.429
3	24.758	23.106	27.277	20.921	1'36.062	199,3	9:08'09.491
4	24.660	23.018	27.117	21.149	1'35.944	198,9	9:09'45.435
5	24.800	23.135	27.058	20.863	1'35.856	201,5	9:11'21.291
6	24.873	23.031	27.173	21.232	1'36.309	199,6	9:12'57.600
7	25.385	23.152	27.149	21.225	1'36.911	200,7	9:14'34.511
8	24.710	23.178	27.028	21.105	1'36.021	200,0	9:16'10.532
9	24.751	23.036	27.192	20.944	1'35.923	200,0	9:17'46.455
10	24.672	23.017	27.079	21.027	1'35.795	198,9	9:19'22.250
11	24.770	23.051	27.160	20.915	1'35.896	198,2	9:20'58.146
12	24.693	23.079	27.220	21.037	1'36.029	198,5	9:22'34.175
13	24.686	23.573	27.253	21.072	1'36.584	198,2	9:24'10.759
14	24.734	23.035	27.105	20.882	1'35.756	199,6	9:25'46.515
15	24.791	23.116	27.225	20.918	1'36.050	197,1	9:27'22.565
16	24.569	23.069	27.126	21.025	1'35.789	198,9	9:28'58.354
17	24.628	23.017	27.104	20.812	1'35.561	198,9	9:30'33.915
18	24.561	23.125	27.047	20.885	1'35.618	201,5	9:32'09.533
19	24.448	22.998	27.065	20.818	1'35.329	200,0	9:33'44.862
20	24.436	22.938	27.008	20.826	1'35.208	201,1	9:35'20.070

Race Time 32'07.573

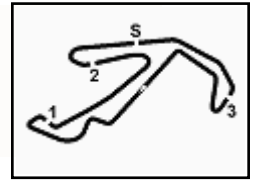
9 A. SPINA (1'36.087)

Lap	Seg.1	Seg.2	Seg.3	Seg.4	Lap Time	km/h	Local Time
1		23.820	27.632	21.969	1'46.242	204,2	9:04'58.739
2	25.189	23.233	27.964	21.371	1'37.757	202,6	9:06'36.496
3	25.756	23.324	27.236	21.186	1'37.502	201,1	9:08'13.998
4	24.759	23.203	27.131	21.183	1'36.276	201,9	9:09'50.274
5	24.746	23.204	27.069	21.068	1'36.087	202,2	9:11'26.361
6	24.684	23.256	27.169	21.117	1'36.226	200,4	9:13'02.587
7	24.646	23.327	27.157	21.136	1'36.266	201,1	9:14'38.853
8	24.662	23.273	27.148	21.168	1'36.251	200,7	9:16'15.104
9	24.906	23.253	27.234	21.131	1'36.524	200,0	9:17'51.628
10	24.722	23.267	27.166	21.119	1'36.274	200,4	9:19'27.902
11	24.638	23.340	27.140	21.147	1'36.265	200,4	9:21'04.167
12	24.726	23.281	27.166	21.159	1'36.332	201,5	9:22'40.499
13	24.830	23.282	27.153	21.181	1'36.446	200,4	9:24'16.945
14	24.864	23.374	27.295	21.214	1'36.747	200,4	9:25'53.692
15	24.751	23.212	27.391	21.199	1'36.553	200,7	9:27'30.245
16	24.931	23.243	27.134	21.239	1'36.547	203,4	9:29'06.792
17	24.980	23.218	27.122	21.298	1'36.618	201,1	9:30'43.410
18	24.861	23.229	27.133	21.189	1'36.412	202,2	9:32'19.822
19	24.907	23.262	27.089	21.123	1'36.381	203,0	9:33'56.203
20	25.009	23.163	27.105	21.678	1'36.955	202,6	9:35'33.158

Race Time 32'20.661

10 V. KLUSS (1'36.555)

Lap	Seg.1	Seg.2	Seg.3	Seg.4	Lap Time	km/h	Local Time
1		23.914	27.574	21.559	1'46.872	203,4	9:04'59.369
2	25.729	23.634	27.873	21.452	1'38.688	199,3	9:06'38.057
3	24.956	23.243	27.146	21.316	1'36.661	201,9	9:08'14.718
4	25.239	23.405	27.372	21.203	1'37.219	200,0	9:09'51.937
5	25.142	23.573	27.256	21.156	1'37.127	198,9	9:11'29.064
6	24.979	23.227	27.378	21.103	1'36.687	198,2	9:13'05.751
7	24.994	23.431	27.608	21.325	1'37.358	203,8	9:14'43.109
8	25.183	23.288	27.150	21.277	1'36.898	198,5	9:16'20.007
9	25.088	23.241	27.211	21.367	1'36.907	197,8	9:17'56.914



ACI Racing Weekend Misano, 6-7 Maggio 2023

Italian F4 Championship - Chronological Analysis Race 3

Misano Circuit Sic 58 4.226 m

Start at 9:03'12.497

2 / 6

10	25.121	23.248	27.231	21.080	1'36.680	198,5	9:19'33.594	4	24.638	23.063	27.432	21.162	1'36.295	199,6	9:09'44.409
11	25.383	23.523	27.775	21.440	1'38.121	197,4	9:21'11.715	5	24.665	23.071	27.160	21.115	1'36.011	197,8	9:11'20.420
12	26.244	23.607	27.479	21.363	1'38.693	200,7	9:22'50.408	6	24.893	23.091	27.383	21.379	1'36.746	200,0	9:12'57.166
13	25.549	23.359	27.375	21.140	1'37.423	199,3	9:24'27.831	7	25.011	23.107	27.371	21.125	1'36.614	196,0	9:14'33.780
14	25.151	23.283	27.299	21.020	1'36.753	199,3	9:26'04.584	8	24.601	23.047	27.061	20.925	1'35.634	200,7	9:16'09.414
15	24.938	23.210	27.403	21.048	1'36.599	197,4	9:27'41.183	9	24.670	23.023	27.174	41.196	1'56.063	198,9	9:18'05.477
16	24.827	23.279	27.363	21.235	1'36.704	198,5	9:29'17.887	10	39.801	32.495	37.825	42.739	2'32.860P	144,4	9:20'38.337
17	25.226	23.648	27.238	21.225	1'37.337	200,7	9:30'55.224	11	1'06.155	23.878	27.683	21.133	2'18.849P	199,3	9:22'57.186
18	25.212	23.355	27.631	21.447	1'37.645	197,8	9:32'32.869	12	25.274	23.254	27.440	20.954	1'36.922	200,7	9:24'34.108
19	25.453	23.503	27.827	21.344	1'38.127	197,8	9:34'10.996	13	24.652	23.091	27.154	20.914	1'35.811	203,4	9:26'09.919
20	24.897	23.240	27.207	21.211	1'36.555	199,3	9:35'47.551	14	25.126	23.213	28.942	22.375	1'39.656	191,8	9:27'49.575

Race Time 32'35.054 + 5.000Pen

11 I. AKHMEDKHODJAEV (1'36.763)

Lap	Seg.1	Seg.2	Seg.3	Seg.4	Lap Time	km/h	Local Time
1		23.802	28.409	21.950	1'51.902	203,0	9:05'04.399
2	25.946	23.477	27.569	21.659	1'38.651	201,9	9:06'43.050
3	25.614	23.964	28.050	22.338	1'39.966	202,2	9:08'23.016
4	25.196	23.201	27.410	21.555	1'37.362	201,9	9:10'00.378
5	25.361	23.320	27.510	21.727	1'37.918	202,2	9:11'38.296
6	24.933	23.168	27.264	21.398	1'36.763	201,9	9:13'15.059
7	24.834	23.154	27.403	21.520	1'36.911	203,4	9:14'51.970
8	25.208	23.262	27.464	21.568	1'37.502	203,4	9:16'29.472
9	25.371	23.211	27.412	21.673	1'37.667	202,6	9:18'07.139
10	25.274	23.558	27.995	21.675	1'38.502	200,4	9:19'45.641
11	25.415	23.486	27.569	21.450	1'37.920	200,7	9:21'23.561
12	25.409	23.355	27.472	21.426	1'37.662	200,0	9:23'01.223
13	25.147	23.179	27.762	21.339	1'37.427	199,3	9:24'38.650
14	25.331	23.319	27.618	21.202	1'37.470	200,7	9:26'16.120
15	25.076	23.378	27.413	21.369	1'37.236	201,1	9:27'53.356
16	25.229	23.250	27.661	21.796	1'37.936	204,2	9:29'31.292
17	25.368	23.357	27.447	21.705	1'37.877	201,1	9:31'09.169
18	25.197	23.230	27.435	21.516	1'37.378	201,9	9:32'46.547
19	25.286	23.398	27.600	21.664	1'37.948	201,1	9:34'24.495
20	25.185	23.298	27.891	23.229	1'39.603	203,0	9:36'04.098

Race Time 32'51.601 + 10.000Pen

12 G. PRADEL (1'35.836)

Lap	Seg.1	Seg.2	Seg.3	Seg.4	Lap Time	km/h	Local Time
1		24.773	27.639	21.917	1'49.143	204,5	9:05'01.640
2	25.740	23.405	27.452	21.929	1'38.526	202,6	9:06'40.166
3	26.126	23.438	27.907	21.627	1'39.098	206,1	9:08'19.264
4	25.330	23.612	27.141	21.284	1'37.367	206,1	9:09'56.631
5	24.760	23.151	26.984	21.093	1'35.988	202,2	9:11'32.619
6	24.786	23.117	27.180	21.275	1'36.358	206,5	9:13'08.977
7	24.828	23.105	27.208	21.078	1'36.219	207,3	9:14'45.196
8	24.906	23.208	27.057	21.900	1'37.071	207,3	9:16'22.267
9	25.531	23.338	27.608	21.494	1'37.971	204,5	9:18'00.238
10	25.013	23.553	27.236	21.108	1'36.910	202,2	9:19'37.148
11	24.832	23.066	27.177	21.314	1'36.389	206,9	9:21'13.537
12	25.563	24.195	27.388	21.309	1'38.455	207,3	9:22'51.992
13	25.124	23.266	27.061	21.327	1'36.778	206,1	9:24'28.770
14	24.928	23.203	27.527	21.279	1'36.937	200,7	9:26'05.707
15	24.641	23.134	27.134	21.069	1'35.978	204,5	9:27'41.685
16	24.858	23.152	27.202	21.118	1'36.330	204,2	9:29'18.015
17	25.340	23.245	27.067	21.301	1'36.953	201,5	9:30'54.968
18	24.704	23.130	27.183	21.173	1'36.190	203,0	9:32'31.158
19	24.622	23.111	27.016	21.087	1'35.836	200,7	9:34'06.994
20	24.711	23.121	27.312	21.221	1'36.365	201,9	9:35'43.359

Race Time 32'30.862

13 J. WHARTON (1'35.452)

Lap	Seg.1	Seg.2	Seg.3	Seg.4	Lap Time	km/h	Local Time
1		23.495	27.392	21.278	1'43.419	200,0	9:04'55.916
2	24.757	23.146	27.137	21.061	1'36.101	198,2	9:06'32.017
3	24.722	23.102	27.251	21.022	1'36.097	203,0	9:08'08.114

07/05/2023

P = Pits In/Out - C = Lap Time Cancelled

14 R. AL DHAHERI (1'35.544)

Lap	Seg.1	Seg.2	Seg.3	Seg.4	Lap Time	km/h	Local Time
1		23.655	27.827	22.049	1'46.116	203,0	9:04'58.613
2	25.657	23.129	27.558	21.185	1'37.529	198,2	9:06'36.142
3	24.670	23.020	27.025	20.974	1'35.689	201,1	9:08'11.831
4	24.525	23.107	26.996	20.916	1'35.544	203,8	9:09'47.375
5	24.615	23.028	27.080	21.039	1'35.762	201,9	9:11'23.137
6	24.687	23.017	27.105	21.003	1'35.812	201,9	9:12'58.949
7	24.859	23.077	27.136	21.179	1'36.251	205,7	9:14'35.200
8	25.071	23.084	27.407	21.311	1'36.873	205,3	9:16'12.073
9	24.874	23.265	27.137	21.277	1'36.553	203,4	9:17'48.626
10	24.934	23.136	27.204	20.978	1'36.252	203,0	9:19'24.878
11	24.983	23.143	27.057	21.311	1'36.494	203,0	9:21'01.372
12	25.377	23.543	27.313	21.084	1'37.317	200,0	9:22'38.689
13	24.728	23.107	27.169	21.024	1'36.028	199,6	9:24'14.717
14	24.741	23.204	27.182	20.930	1'36.057	200,0	9:25'50.774
15	24.774	23.070	27.177	20.950	1'35.971	197,8	9:27'26.745
16	24.732	23.038	27.283	20.910	1'35.963	200,7	9:29'02.708
17	24.674	23.032	26.975	20.963	1'35.644	201,9	9:30'38.352
18	24.731	23.034	27.156	21.026	1'35.947	200,4	9:32'14.299
19	24.822	22.976	27.092	20.971	1'35.861	202,2	9:33'50.160
20	24.665	22.978	27.229	20.861	1'35.733	201,5	9:35'25.893

Race Time 32'13.396

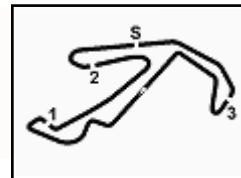
15 B. BADOER (1'35.750)

Lap	Seg.1	Seg.2	Seg.3	Seg.4	Lap Time	km/h	Local Time
1		23.792	28.166	21.765	1'50.893	203,8	9:05'03.390
2	25.403	23.212	27.114	21.498	1'37.227	203,4	9:06'40.617
3	25.456	23.498	27.886	21.587	1'38.427	201,5	9:08'19.044
4	25.172	23.668	27.175	20.994	1'37.009	201,9	9:09'56.053
5	24.581	23.047	27.077	21.045	1'35.750	202,6	9:11'31.803
6	24.927	23.203	27.058	21.188	1'36.376	203,4	9:13'08.179
7	24.738	23.100	27.141	21.138	1'36.117	201,1	9:14'44.296
8	24.652	23.293	27.541	21.556	1'37.042	201,9	9:16'21.338
9	25.152	23.142	27.112	21.058	1'36.464	201,1	9:17'57.802
10	24.546	23.295	27.186	21.184	1'36.211	202,2	9:19'34.013
11	25.212	23.253	28.046	21.446	1'37.957	193,2	9:21'11.970

Race Time 17'59.473

17 I. DOMINGUES (1'35.900)

Lap	Seg.1	Seg.2	Seg.3	Seg.4	Lap Time	km/h	Local Time
1		24.270	27.398	21.859	1'46.362	203,0	9:04'58.859
2	25.801	23.276	27.400	21.319	1'37.796	201,9	9:06'36.655
3	25.304	23.121	27.169	20.983	1'36.577	200,4	9:08'13.232
4	24.731	23.132	27.110	20.935	1'35.908	201,1	9:09'49.140
5	24.756	23.145	27.174	21.093	1'36.168	199,6	9:11'25.308
6	24.658	23.088	27.128	21.026	1'35.900	200,0	9:13'01.208
7	24.953	23.270	27.144	21.128	1'36.495	200,0	9:14'37.703



ACI Racing Weekend Misano, 6-7 Maggio 2023

Italian F4 Championship - Chronological Analysis Race 3

Misano Circuit Sic 58.4.226m

Start at 9:03'12.497

3 / 6

8	24.849	23.151	27.100	21.059	1'36.159	200,0	9:16'13.862	2	24.583	23.035	27.094	20.870	1'35.582	199,3	9:06'29.115
9	24.894	23.180	27.186	21.244	1'36.504	200,0	9:17'50.366	3	24.554	23.088	27.155	20.841	1'35.638	201,5	9:08'04.753
10	24.921	23.094	27.140	21.105	1'36.260	200,4	9:19'26.626	4	24.537	23.087	27.143	20.931	1'35.698	198,5	9:09'40.451
11	24.857	23.171	27.125	21.240	1'36.393	199,6	9:21'03.019	5	24.548	23.071	27.176	20.916	1'35.711	200,0	9:11'16.162
12	24.856	23.332	27.250	21.380	1'36.818	201,1	9:22'39.837	6	24.516	22.998	27.193	20.923	1'35.630	198,5	9:12'51.792
13	24.792	23.192	27.305	21.229	1'36.518	200,7	9:24'16.355	7	24.579	23.044	27.204	21.076	1'35.903	200,0	9:14'27.695
14	24.888	23.085	27.172	21.087	1'36.232	200,7	9:25'52.587	8	24.547	23.073	27.214	20.929	1'35.763	200,0	9:16'03.458
15	24.880	23.067	27.276	21.150	1'36.373	200,4	9:27'28.960	9	24.676	23.034	27.138	20.882	1'35.730	200,0	9:17'39.188
16	25.016	23.106	27.173	21.242	1'36.537	200,4	9:29'05.497	10	24.599	22.989	27.119	20.884	1'35.591	197,8	9:19'14.779
17	24.805	23.149	27.205	21.297	1'36.456	198,5	9:30'41.953	11	24.527	23.026	27.077	20.899	1'35.529	199,3	9:20'50.308
18	25.045	23.135	27.181	21.427	1'36.788	199,6	9:32'18.741	12	24.537	23.052	27.144	20.864	1'35.597	197,8	9:22'25.905
19	24.753	23.150	27.413	21.235	1'36.551	199,3	9:33'55.292	13	24.432	22.960	27.119	20.867	1'35.378	197,8	9:24'01.283
20	24.782	23.154	27.184	21.163	1'36.283	199,3	9:35'31.575	14	24.507	22.973	27.118	20.882	1'35.480	200,0	9:25'36.763

Race Time 32'19.078

18 A. FRASSINETI (1'37.133)

Lap	Seg.1	Seg.2	Seg.3	Seg.4	Lap Time	km/h	Local Time
1		24.357	28.023	21.925	1'51.446	203,0	9:05'03.943
2	25.618	23.487	27.491	21.648	1'38.244	204,9	9:06'42.187
3	25.706	23.798	27.881	21.773	1'39.158	198,9	9:08'21.345
4	25.192	23.656	27.902	21.604	1'38.354	200,0	9:09'59.699
5	25.153	23.369	27.341	21.510	1'37.373	200,4	9:11'37.072
6	25.102	23.315	27.375	21.341	1'37.133	199,6	9:13'14.205
7	24.972	23.378	27.496	21.463	1'37.309	198,9	9:14'51.514
8	25.089	23.475	27.471	21.533	1'37.568	199,6	9:16'29.082
9	25.117	23.407	27.513	21.647	1'37.684	198,9	9:18'06.766
10	25.056	23.388	27.374	21.493	1'37.311	199,3	9:19'44.077
11	25.153	23.458	27.515	21.478	1'37.604	199,3	9:21'21.681
12	25.105	23.424	28.084	21.715	1'38.328	197,4	9:23'00.009
13	25.280	23.330	27.482	21.501	1'37.593	200,4	9:24'37.602
14	25.128	23.404	27.500	21.576	1'37.608	200,4	9:26'15.210
15	25.098	23.427	27.626	21.419	1'37.570	200,7	9:27'52.780
16	25.089	23.522	27.891	21.586	1'38.088	199,3	9:29'30.868
17	25.152	23.371	27.630	21.397	1'37.550	200,0	9:31'08.418
18	25.174	23.338	27.619	21.392	1'37.523	200,4	9:32'45.941
19	25.345	23.381	27.654	21.364	1'37.744	202,2	9:34'23.685
20	25.418	23.507	28.041	24.951	1'41.917	199,6	9:36'05.602

Race Time 32'53.105 + 20.000Pen

20 Z. DAVID (1'35.149)

Lap	Seg.1	Seg.2	Seg.3	Seg.4	Lap Time	km/h	Local Time
1		23.208	27.330	21.021	1'42.222	201,9	9:04'54.719
2	24.802	23.081	27.050	21.030	1'35.963	200,7	9:06'30.682
3	24.657	23.011	27.055	20.949	1'35.672	203,0	9:08'06.354
4	24.668	23.052	26.891	20.964	1'35.575	203,8	9:09'41.929
5	24.697	23.036	26.903	21.064	1'35.700	203,0	9:11'17.629
6	24.823	22.997	26.960	20.883	1'35.663	200,7	9:12'53.292
7	24.713	23.016	27.013	21.029	1'35.771	202,6	9:14'29.063
8	24.646	23.024	26.951	20.960	1'35.581	202,2	9:16'04.644
9	24.802	23.121	27.049	20.915	1'35.887	202,6	9:17'40.531
10	24.581	23.088	26.858	20.979	1'35.506	202,6	9:19'16.037
11	24.699	23.053	27.008	20.938	1'35.698	202,6	9:20'51.735
12	24.758	23.007	26.905	21.014	1'35.684	203,0	9:22'27.419
13	24.656	23.145	26.921	21.111	1'35.833	203,0	9:24'03.252
14	24.726	23.087	26.911	20.938	1'35.662	202,6	9:25'38.914
15	24.716	23.019	26.979	20.982	1'35.696	202,6	9:27'14.610
16	24.662	23.011	26.898	20.934	1'35.505	202,6	9:28'50.115
17	24.756	22.998	26.878	21.292	1'35.924	204,2	9:30'26.039
18	24.784	23.107	26.941	20.896	1'35.728	203,0	9:32'01.767
19	24.621	22.944	26.886	20.860	1'35.311	204,5	9:33'37.078
20	24.514	22.912	26.794	20.929	1'35.149	203,0	9:35'12.227

Race Time 31'59.730

23 A. LINDBLAD (1'35.229)

Lap	Seg.1	Seg.2	Seg.3	Seg.4	Lap Time	km/h	Local Time
1		23.253	27.256	20.926	1'41.036	198,2	9:04'53.533

26 H. KIM (1'36.426)

Lap	Seg.1	Seg.2	Seg.3	Seg.4	Lap Time	km/h	Local Time	
1			23.800	27.814	21.863	1'48.520	201,9	9:05'01.017
2	25.729	23.289	27.928	22.830	1'39.776	199,6	9:06'40.793	
3	25.771	24.011	27.597	21.329	1'38.708	200,0	9:08'19.501	
4	25.288	23.771	27.289	21.470	1'37.818	203,8	9:09'57.319	
5	25.106	23.230	27.160	21.170	1'36.666	202,2	9:11'33.985	
6	24.702	23.239	27.289	21.227	1'36.457	200,7	9:13'10.442	
7	24.741	23.280	27.309	21.096	1'36.426	202,6	9:14'46.868	
8	24.870	23.243	27.195	21.262	1'36.570	201,5	9:16'23.438	
9	25.099	23.528	27.662	21.349	1'37.638	198,5	9:18'01.076	
10	24.921	23.393	27.379	21.329	1'37.022	203,8	9:19'38.098	
11	24.982	23.176	27.429	21.291	1'36.878	201,1	9:21'14.976	
12	25.657	23.288	27.432	21.279	1'37.656	201,5	9:22'52.632	
13	25.137	23.591	27.746	21.424	1'37.898	199,3	9:24'30.530	
14	25.006	23.167	27.392	21.151	1'36.716	201,5	9:26'07.246	
15	25.174	23.201	27.623	21.753	1'37.751	199,3	9:27'44.997	
16	25.037	23.448	27.387	21.133	1'37.005	199,3	9:29'22.002	
17	24.896	23.232	27.268	21.614	1'37.010	199,3	9:30'59.012	
18	24.759	23.191	27.344	21.442	1'36.736	198,9	9:32'35.748	
19	24.839	23.146	27.411	21.114	1'36.510	199,3	9:34'12.258	
20	24.937	23.188	27.677	35.693	1'51.495	197,1	9:36'03.753	

Race Time 32'51.256

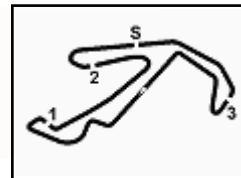
27 E. ISCHER (1'36.265)

Lap	Seg.1	Seg.2	Seg.3	Seg.4	Lap Time	km/h	Local Time	
1			24.610	27.800	21.754	1'48.767	202,6	9:05'01.264
2	25.838	23.315	27.692	21.852	1'38.697	201,1	9:06'39.961	
3	25.836	23.442	27.609	21.235	1'38.122	199,3	9:08'18.083	
4	24.825	23.047	27.305	21.301	1'36.478	200,7	9:09'54.561	
5	24.800	23.148	27.163	21.154	1'36.265	201,1	9:11'30.826	
6	25.320	23.259	27.229	21.183	1'36.991	201,9	9:13'07.817	
7	24.864	23.365	27.403	21.302	1'36.934	203,4	9:14'44.751	
8	24.924	23.319	27.251	21.655	1'37.149	202,6	9:16'21.900	
9	25.631	23.304	27.316	21.237	1'37.488	201,9	9:17'59.388	
10	24.964	23.111	27.108	21.125	1'36.308	201,5	9:19'35.696	
11	24.936	23.139	27.399	21.811	1'37.285	202,2	9:21'12.981	
12	25.726	23.332	27.508	21.417	1'37.983	203,8	9:22'50.964	
13	25.257	23.247	27.450	21.504	1'37.458	203,4	9:24'28.422	
14	25.045	23.592	27.479	21.512	1'37.628	203,8	9:26'06.050	
15	25.056	23.119	27.233	21.130	1'36.538	200,7	9:27'42.588	
16	24.846	23.101	27.117	21.259	1'36.323	200,7	9:29'18.911	
17	24.987	23.151	27.420	21.179	1'36.737	201,5	9:30'55.648	
18	25.051	23.259	27.706	21.406	1'37.422	200,4	9:32'33.070	

07/05/2023

P = Pits In/Out - C = Lap Time Cancelled





ACI Racing Weekend Misano, 6-7 Maggio 2023

Italian F4 Championship - Chronological Analysis Race 3

Misano Circuit Sic 58 4.226 m

Start at 9:03'12.497

4 / 6

19	25.468	23.259	31.692	21.188	1'41.607	155,4	9:34'14.677	4	24.940	23.283	27.354	21.438	1'37.015	203,4	9:09'52.638
20	24.716	23.105	27.204	21.298	1'36.323	200,4	9:35'51.000	5	25.034	23.359	27.648	21.400	1'37.441	201,9	9:11'30.079
Race Time 32'38.503															

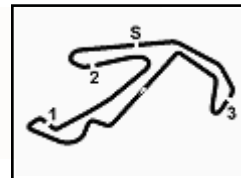
29 A. ELKIN (1'36.137)								47 N. LACORTE (1'35.725)							
Lap	Seg.1	Seg.2	Seg.3	Seg.4	Lap Time	km/h	Local Time	Lap	Seg.1	Seg.2	Seg.3	Seg.4	Lap Time	km/h	Local Time
1		24.359	27.941	21.733	1'48.355	199,6	9:05'00.852	1		23.722	27.785	21.964	1'45.871	200,7	9:04'58.368
2	25.623	23.357	27.845	22.076	1'38.901	202,6	9:06'39.753	2	24.912	23.189	27.212	21.200	1'36.513	201,1	9:06'34.881
3	25.261	23.916	27.251	20.984	1'37.412	200,4	9:08'17.165	3	24.816	23.043	27.127	21.039	1'36.025	201,1	9:08'10.906
4	24.768	23.108	27.122	21.139	1'36.137	202,6	9:09'53.302	4	24.727	22.978	27.093	20.983	1'35.781	201,1	9:09'46.687
5	24.905	23.212	27.687	21.363	1'37.167	206,9	9:11'30.469	5	24.848	22.975	27.159	21.014	1'35.996	200,7	9:11'22.683
6	25.410	23.034	27.137	39.519	1'55.100P	203,0	9:13'25.569	6	24.671	23.003	27.047	21.004	1'35.725	202,2	9:12'58.408
Race Time 10'13.072															

31 A. BOHRA (1'35.420)								48 J. EGOZI (1'35.875)							
Lap	Seg.1	Seg.2	Seg.3	Seg.4	Lap Time	km/h	Local Time	Lap	Seg.1	Seg.2	Seg.3	Seg.4	Lap Time	km/h	Local Time
1		24.065	27.514	21.819	1'46.596	208,5	9:04'59.093	1		24.325	27.879	21.742	1'47.258	198,5	9:04'59.755
2	25.814	23.948	28.101	22.169	1'40.032	201,1	9:06'39.125	2	25.601	23.701	27.782	21.545	1'38.629	200,7	9:06'38.384
3	25.623	23.128	27.030	21.130	1'36.911	203,4	9:08'16.036	3	24.958	23.242	27.114	21.211	1'36.525	201,1	9:08'14.909
4	24.920	23.102	27.405	21.339	1'36.766	208,5	9:09'52.802	4	25.291	23.308	27.481	21.266	1'37.346	202,6	9:09'52.255
5	25.175	23.203	27.664	21.468	1'37.510	207,7	9:11'30.312	5	24.877	23.878	27.503	21.155	1'37.413	204,9	9:11'29.668
6	25.265	23.120	26.993	21.166	1'36.544	205,7	9:13'06.856	6	24.771	23.235	27.247	21.236	1'36.489	201,9	9:13'06.157
7	24.677	23.125	27.341	21.646	1'36.789	206,5	9:14'43.645	7	24.854	23.199	27.628	21.566	1'37.247	199,6	9:14'43.404
8	25.091	23.491	27.577	21.670	1'37.829	203,8	9:16'21.474	8	25.096	23.591	27.561	21.554	1'37.802	200,4	9:16'21.206
9	25.779	23.240	27.219	21.252	1'37.490	204,5	9:17'58.964	9	25.666	23.309	27.243	21.136	1'37.354	201,1	9:17'58.560
10	24.805	23.064	27.045	21.044	1'35.958	204,9	9:19'34.922	10	24.823	23.137	27.065	21.034	1'36.059	198,2	9:19'34.619
11	24.931	23.259	27.582	21.552	1'37.324	206,9	9:21'12.246	11	24.920	23.433	27.862	21.871	1'38.086	202,2	9:21'12.705
12	25.922	23.271	27.367	21.163	1'37.723	202,2	9:22'49.969	12	25.679	23.440	27.449	21.390	1'37.958	201,9	9:22'50.663
13	24.630	23.207	27.132	20.905	1'35.874	201,1	9:24'25.843	13	25.032	23.146	27.035	21.109	1'36.322	200,7	9:24'26.985
14	24.535	23.085	27.076	20.838	1'35.534	201,9	9:26'01.377	14	24.886	23.119	27.031	20.970	1'36.006	200,0	9:26'02.991
15	24.516	23.063	27.160	20.956	1'35.695	203,0	9:27'37.072	15	24.539	23.173	27.237	20.926	1'35.875	200,7	9:27'38.866
16	24.483	23.137	27.035	20.881	1'35.536	200,0	9:29'12.608	16	24.912	23.227	27.350	21.013	1'36.502	199,3	9:29'15.368
17	24.604	23.043	27.060	20.854	1'35.561	201,5	9:30'48.169	17	24.640	23.146	27.278	21.113	1'36.177	199,3	9:30'51.545
18	24.569	23.073	27.042	20.900	1'35.584	201,9	9:32'23.753	18	24.776	23.121	27.192	20.880	1'35.969	198,5	9:32'27.514
19	24.590	22.995	26.883	20.952	1'35.420	202,6	9:33'59.173	19	24.741	23.169	27.061	20.951	1'35.922	199,3	9:34'03.436
20	24.655	22.986	27.001	20.901	1'35.543	202,6	9:35'34.716	20	24.671	23.089	27.158	20.997	1'35.915	199,6	9:35'39.351
Race Time 32'22.219															

37 K. SZTUKA (1'35.208)								57 N. BHIROMBHAKDI (1'36.523)							
Lap	Seg.1	Seg.2	Seg.3	Seg.4	Lap Time	km/h	Local Time	Lap	Seg.1	Seg.2	Seg.3	Seg.4	Lap Time	km/h	Local Time
1		23.512	27.333	21.341	1'43.770	203,4	9:04'56.267	1		24.612	27.857	21.701	1'49.332	203,0	9:05'01.829
2	24.824	23.165	26.960	21.134	1'36.083	203,8	9:06'32.350	2	26.014	23.490	27.344	21.700	1'38.548	203,8	9:06'40.377
3	24.795	23.299	27.067	20.952	1'36.113	203,4	9:08'08.463	3	26.304	24.280	27.752	21.553	1'39.889	200,4	9:08'20.266
4	24.685	23.061	27.361	21.236	1'36.343	204,2	9:09'44.806	4	25.331	23.337	27.415	21.522	1'37.605	203,4	9:09'57.871
5	24.703	23.042	27.002	21.165	1'35.912	205,3	9:11'20.718	5	25.248	23.743	27.367	21.147	1'37.505	200,4	9:11'35.376
6	24.977	23.097	27.185	21.470	1'36.729	206,5	9:12'57.447	6	24.974	23.317	27.287	21.070	1'36.648	198,9	9:13'12.024
7	25.164	23.010	27.284	21.217	1'36.675	205,3	9:14'34.122	7	25.014	23.319	27.589	21.907	1'37.829	199,3	9:14'49.853
8	24.733	23.050	26.938	20.963	1'35.684	204,9	9:16'09.806	8	25.187	23.270	27.592	21.227	1'37.276	200,0	9:16'27.129
9	24.636	23.067	27.005	21.227	1'35.935	203,4	9:17'45.741	9	24.954	23.233	27.242	21.094	1'36.523	200,0	9:18'03.652
10	24.686	23.070	27.016	20.873	1'35.645	200,7	9:19'21.386	10	25.022	23.268	27.282	21.120	1'36.692	198,2	9:19'40.344
11	24.561	23.041	26.951	20.856	1'35.409	200,7	9:20'56.795	11	25.008	23.273	27.154	21.263	1'36.698	198,9	9:21'17.042
12	24.530	23.044	26.891	20.965	1'35.430	201,1	9:22'32.225	12	25.219	23.808	27.536	21.825	1'38.388	198,9	9:22'55.430
13	24.486	23.073	26.947	21.037	1'35.543	200,7	9:24'07.768	Race Time 32'26.854							
14	24.558	23.045	26.971	20.903	1'35.477	202,6	9:25'43.245								
15	24.491	23.056	26.977	20.824	1'35.348	200,7	9:27'18.593								
16	24.532	23.051	26.981	20.840	1'35.404	201,1	9:28'53.997								
17	24.567	23.049	27.025	20.861	1'35.502	203,4	9:30'29.499								
18	24.489	23.119	26.918	20.838	1'35.364	201,9	9:32'04.863								
19	24.531	23.011	27.127	20.789	1'35.458	202,6	9:33'40.321								
20	24.529	22.919	26.858	20.902	1'35.208	201,5	9:35'15.529								
Race Time 32'03.032															

45 J. BEETON (1'36.866)							
Lap	Seg.1	Seg.2	Seg.3	Seg.4	Lap Time	km/h	Local Time
1		23.914	27.819	22.107	1'47.913	203,0	9:05'00.410
2	25.505	23.321	27.763	21.758	1'38.347	203,4	9:06'38.757
3	25.049	23.154	27.408	21.255	1'36.866	201,9	9:08'15.623
Race Time 32'03.032							

07/05/2023 P = Pits In/Out - C = Lap Time Cancelled



ACI Racing Weekend Misano, 6-7 Maggio 2023

Italian F4 Championship - Chronological Analysis Race 3

Misano Circuit Sic 58.4.226 m

Start at 9:03'12.497

5 / 6

13	24.986	23.258	27.461	21.202	1'36.907	198,5	9:24'32.337	7	24.833	23.209	27.070	21.074	1'36.186	201,1	9:14'46.068
14	24.964	23.331	27.218	21.340	1'36.853	198,9	9:26'09.190	8	24.946	23.251	27.090	21.424	1'36.711	203,0	9:16'22.779
15	24.991	23.264	27.594	21.268	1'37.117	198,2	9:27'46.307	9	25.325	23.291	27.137	21.458	1'37.211	201,9	9:17'59.990
16	25.075	23.244	27.713	21.552	1'37.584	200,0	9:29'23.891	10	25.101	23.327	27.145	21.117	1'36.690	200,7	9:19'36.680
17	25.171	23.301	27.364	21.320	1'37.156	199,3	9:31'01.047	11	24.935	23.168	27.156	21.253	1'36.512	201,5	9:21'13.192
18	25.061	23.257	27.694	21.398	1'37.410	199,6	9:32'38.457	12	25.879	23.721	27.330	21.345	1'38.275	200,0	9:22'51.467
19	25.158	23.352	27.777	21.267	1'37.554	200,4	9:34'16.011	13	25.300	23.250	27.079	21.889	1'37.518	202,2	9:24'28.985
20	25.072	23.255	27.765	22.185	1'38.277	199,3	9:35'54.288	14	25.086	23.260	27.413	21.517	1'37.276	201,1	9:26'06.261
Race Time 32'41.791								15	25.234	23.213	27.157	21.165	1'36.769	200,7	9:27'43.030
Race Time 32'41.791								16	24.974	23.222	27.221	20,998	1'36.415	199,3	9:29'19.445
Race Time 32'41.791								17	25.114	23.260	27.145	21.179	1'36.698	201,5	9:30'56.143
Race Time 32'41.791								18	24.981	23.202	27.565	21.480	1'37.228	201,5	9:32'33.371
Race Time 32'41.791								19	25.551	23.325	27.612	21.445	1'37.933	200,4	9:34'11.304
Race Time 32'41.791								20	25.017	23.199	27.292	21.183	1'36.691	201,1	9:35'47.995
Race Time 32'41.791								Race Time 32'35.498							

62 M. QUONDAMCARLO (1'36.775)

Lap	Seg.1	Seg.2	Seg.3	Seg.4	Lap Time	km/h	Local Time
1	24.130	23.100	27.976	22.019	1'52.170	204,2	9:05'04.667
2	26.015	23.608	27.464	21.556	1'38.643	204,9	9:06'43.310
3	25.641	23.542	27.907	23.326	1'40.416	203,8	9:08'23.726
4	25.757	23.229	27.350	21.183	1'37.519	201,9	9:10'01.245
5	25.320	23.493	27.293	21.266	1'37.372	202,6	9:11'38.617
6	25.102	23.334	27.314	21.173	1'36.923	203,0	9:13'15.540
7	25.147	23.316	27.437	21.235	1'37.135	200,4	9:14'52.675
8	25.054	23.214	27.293	21.408	1'36.969	203,8	9:16'29.644
9	25.544	23.165	27.312	21.576	1'37.597	204,2	9:18'07.241
10	25.558	23.358	27.572	21.222	1'37.710	201,9	9:19'44.951
11	25.177	23.246	27.181	21.360	1'36.964	201,9	9:21'21.915
12	25.231	23.304	27.654	21.259	1'37.448	200,7	9:22'59.363
13	25.078	23.270	27.441	21.319	1'37.108	200,7	9:24'36.471
14	25.008	23.327	27.418	21.237	1'36.990	200,0	9:26'13.461
15	24.870	23.271	27.470	21.164	1'36.775	201,1	9:27'50.236
16	25.111	23.243	27.346	21.153	1'36.853	200,0	9:29'27.089
17	25.022	23.204	27.341	21.351	1'36.918	200,4	9:31'04.007
18	25.069	23.232	27.202	21.292	1'36.795	200,7	9:32'40.802
19	25.127	23.246	27.168	21.320	1'36.861	200,0	9:34'17.663
20	25.117	23.132	27.473	21.300	1'37.022	200,0	9:35'54.685
Race Time 32'42.188							

76 R. NARAC (1'36.348)

Lap	Seg.1	Seg.2	Seg.3	Seg.4	Lap Time	km/h	Local Time
1		23.755	27.999	21.972	1'50.393	200,7	9:05'02.890
2	25.634	23.840	27.500	21.814	1'38.788	205,7	9:06'41.678
3	25.629	23.617	28.012	21.576	1'38.834	200,4	9:08'20.512
4	25.711	23.365	27.344	21.706	1'38.126	205,7	9:09'58.638
5	25.156	23.209	27.864	21.261	1'37.490	200,4	9:11'36.128
6	25.017	23.207	27.219	21.320	1'36.763	204,5	9:13'12.891
7	24.937	23.117	27.496	21.699	1'37.249	201,5	9:14'50.140
8	25.297	23.003	27.745	21.290	1'37.335	204,9	9:16'27.475
9	25.156	23.094	27.333	21.359	1'36.942	203,8	9:18'04.417
10	24.940	23.048	27.397	21.282	1'36.667	202,2	9:19'41.084
11	24.908	23.113	27.337	20,990	1'36.348	201,9	9:21'17.432
12	25.126	23.765	27.397	22.152	1'38.440	203,0	9:22'55.872
13	25.027	23.128	27.352	21.379	1'36.886	204,9	9:24'32.758
14	25.099	23.251	27.271	21.229	1'36.850	201,9	9:26'09.608
15	25.008	23.149	27.452	21.374	1'36.983	203,4	9:27'46.591
16	25.252	23.079	27.560	21.623	1'37.514	207,3	9:29'24.105
17	25.456	23.076	27.314	21.464	1'37.310	203,8	9:31'01.415
18	25.126	23.022	27.494	21.693	1'37.335	203,4	9:32'38.750
19	25.242	23.104	27.849	21.660	1'37.855	202,2	9:34'16.605
20	24.982	22.903	27.739	22.200	1'37.824	205,7	9:35'54.429
Race Time 32'41.932							

63 G. LUCHETTI (1'37.238)

Lap	Seg.1	Seg.2	Seg.3	Seg.4	Lap Time	km/h	Local Time
1	24.220	23.115	22.079	1'52.722	201,5	9:05'05.219	
2	25.860	23.620	27.766	21.655	1'38.901	202,2	9:06'44.120
3	25.385	23.531	27.815	23.148	1'39.879	204,2	9:08'23.999
4	25.947	23.346	27.379	21.570	1'38.242	201,5	9:10'02.241
5	25.129	23.302	27.460	21.647	1'37.538	202,2	9:11'39.779
6	25.306	23.389	27.424	21.730	1'37.849	201,9	9:13'17.628
7	25.270	23.308	27.436	21.493	1'37.507	200,7	9:14'55.135
8	25.093	23.341	27.502	21.488	1'37.424	200,0	9:16'32.559
9	25.168	23.412	27.436	21.496	1'37.512	200,0	9:18'10.071
10	25.495	23.573	27.488	21.480	1'38.036	200,4	9:19'48.107
11	25.137	23.423	27.471	21.669	1'37.700	200,0	9:21'25.807
12	25.283	23.585	27.512	21.527	1'37.907	200,4	9:23'03.714
13	25.122	23.601	27.844	21.511	1'38.078	195,7	9:24'41.792
14	25.290	23.295	27.522	21.556	1'37.663	200,0	9:26'19.455
15	25.048	23.311	27.495	21.458	1'37.312	199,6	9:27'56.767
16	25.077	23.319	27.546	21.296	1'37.238	200,4	9:29'34.005
17	25.204	23.299	27.379	21.565	1'37.447	200,4	9:31'11.452
18	25.090	23.360	27.457	21.431	1'37.338	200,4	9:32'48.790
19	25.139	23.404	27.474	21.272	1'37.289	200,4	9:34'26.079
20	25.171	23.230	27.566	22.442	1'38.409	201,9	9:36'04.488
Race Time 32'51.991							

66 R. LIU (1'36.186)

Lap	Seg.1	Seg.2	Seg.3	Seg.4	Lap Time	km/h	Local Time
1	24.227	23.857	21.960	1'48.186	199,6	9:05'00.683	
2	25.541	23.463	27.804	22.135	1'38.943	201,5	9:06'39.626
3	25.770	23.986	27.886	21.556	1'39.198	200,7	9:08'18.824
4	25.409	24.166	27.188	21.403	1'38.166	202,2	9:09'56.990
5	24.906	23.132	27.055	21.187	1'36.280	202,6	9:11'33.270
6	24.812	23.275	27.121	21.404	1'36.612	201,5	9:13'09.882

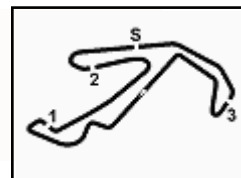
87 F. LUND (1'36.404)

Lap	Seg.1	Seg.2	Seg.3	Seg.4	Lap Time	km/h	Local Time
1							
2							
3							
4							
5							
6							
7							
8							
9							
10							
11							
12							
13							
14							
15							
16							
17							
18							
19							
20							

07/05/2023

P = Pits In/Out - C = Lap Time Cancelled





ACI Racing Weekend Misano, 6-7 Maggio 2023

Italian F4 Championship - Chronological Analysis Race 3

Start at 9:03'12.497

1		23.768	27.832	22.215	1'50.815	200,7	9:05'03.312
2	25.855	23.530	27.511	21.765	1'38.661	200,7	9:06'41.973
3	25.700	24.216	27.776	21.311	1'39.003	200,4	9:08'20.976
4	25.058	23.325	27.314	21.754	1'37.451	202,6	9:09'58.427
5	25.041	23.537	27.590	21.273	1'37.441	201,5	9:11'35.868
6	24.903	23.255	27.302	21.222	1'36.682	201,5	9:13'12.550
7	24.888	23.202	27.442	21.429	1'36.961	204,2	9:14'49.511
8	24.843	23.157	27.305	21.123	1'36.428	199,6	9:16'25.939
9	24.851	23.216	27.244	21.101	1'36.412	200,4	9:18'02.351
10	24.791	23.200	27.175	21.238	1'36.404	201,1	9:19'38.755
11	25.138	23.171	27.176	21.171	1'36.656	203,8	9:21'15.411
12	24.973	23.273	27.262	21.435	1'36.943	203,8	9:22'52.354
13	25.142	23.520	27.359	21.202	1'37.223	199,3	9:24'29.577
14	24.942	23.118	27.329	21.696	1'37.085	200,4	9:26'06.662
15	25.468	23.324	27.804	22.099	1'38.695	199,6	9:27'45.357
16	25.021	23.379	27.414	21.424	1'37.238	201,1	9:29'22.595
17	24.828	23.120	27.237	21.572	1'36.757	200,7	9:30'59.352
18	25.369	23.211	27.203	21.276	1'37.059	199,6	9:32'36.411
19	24.875	23.134	27.261	21.175	1'36.445	200,4	9:34'12.856
20	24.844	23.112	27.385	31.081	1'46.422	197,8	9:35'59.278

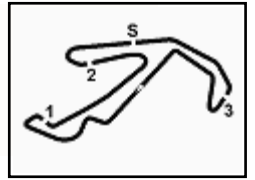
Race Time 32'46.781 + 10.000Pen

93 M. QUINTARELLI (1'37.306)

Lap	Seg.1	Seg.2	Seg.3	Seg.4	Lap Time	km/h	Local Time
1		23.985	28.035	21.989	1'50.093	200,7	9:05'02.590
2	25.737	23.880	27.456	21.690	1'38.763	204,9	9:06'41.353
3	26.214	24.674	27.700	21.868	1'40.456	202,2	9:08'21.809
4	25.189	23.236	27.788	21.996	1'38.209	198,9	9:10'00.018
5	25.316	23.289	27.293	23.137	1'39.035	202,6	9:11'39.053
6	25.327	23.161	27.551	21.365	1'37.404	202,2	9:13'16.457
7	25.198	23.252	27.463	21.414	1'37.327	201,5	9:14'53.784
8	25.160	23.363	27.451	21.365	1'37.339	200,4	9:16'31.123
9	25.363	23.231	27.348	21.648	1'37.590	198,9	9:18'08.713
10	25.294	23.170	27.438	21.503	1'37.405	200,4	9:19'46.118
11	25.412	23.186	27.670	21.561	1'37.829	203,0	9:21'23.947
12	25.448	23.320	27.584	21.321	1'37.673	200,7	9:23'01.620
13	25.407	23.195	27.406	21.351	1'37.359	201,5	9:24'38.979
14	25.387	23.375	27.490	21.766	1'38.018	201,9	9:26'16.997
15	25.495	23.267	27.309	21.704	1'37.775	203,0	9:27'54.772
16	25.217	23.320	27.529	21.421	1'37.487	200,0	9:29'32.259
17	25.204	23.192	27.257	21.653	1'37.306	202,2	9:31'09.565
18	25.367	23.253	27.582	21.562	1'37.764	200,0	9:32'47.329
19	25.212	23.300	27.625	21.368	1'37.505	199,6	9:34'24.834
20	25.483	23.372	27.746	22.706	1'39.307	200,4	9:36'04.141

Race Time 32'51.644





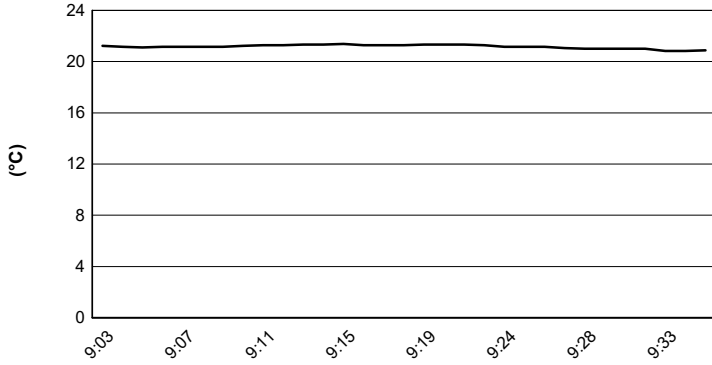
Misano Circuit Sic 58 4.226 m

ACI Racing Weekend Misano, 6-7 Maggio 2023

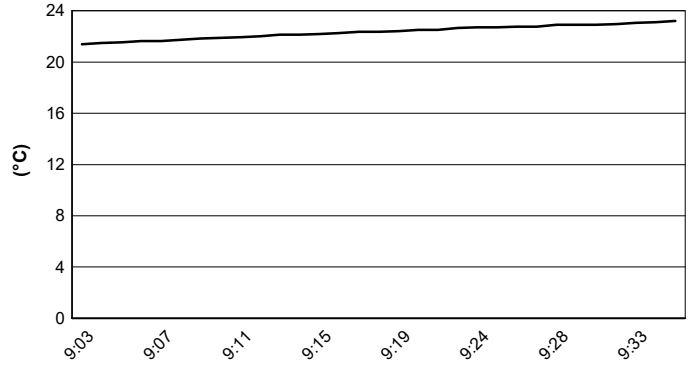
Italian F4 Championship - Weather Report Race 3

Session started 09:03 - Session ended 9:36

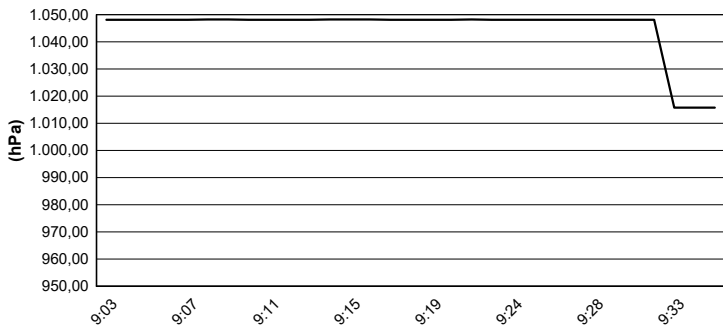
Air Temperature



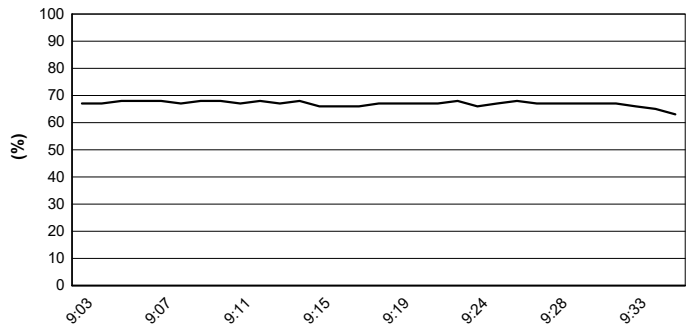
Track Temperature



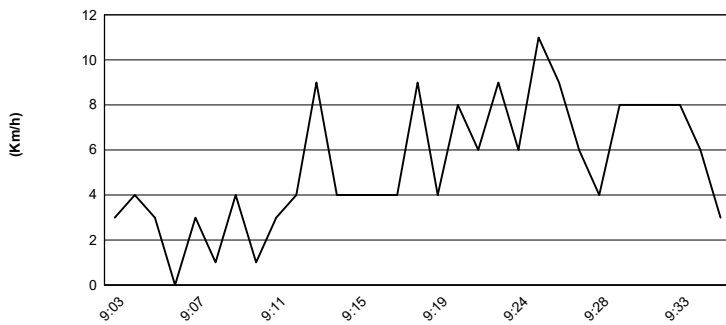
Air Pressure



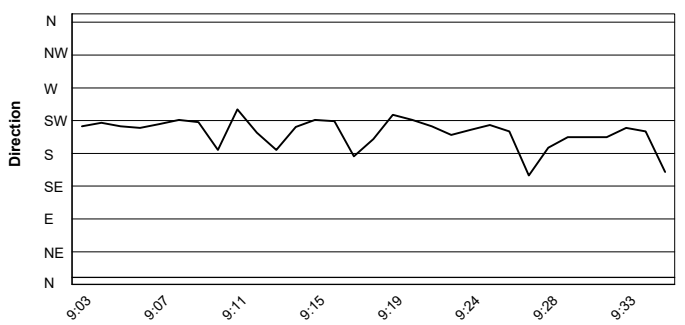
Humidity



Wind Speed

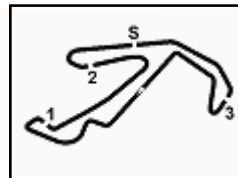


Wind Direction



07/05/2023




ACI Racing Weekend Misano, 6-7 Maggio 2023
Italian F4 Championship - Starting Grid - Race 3 (Duration: 30' +1 Lap)

Misano Circuit Sic 58 4.226 m

62	QUONDAMCARLO M. AS Motorsport	Tatuus 1'36.193	63	LUCHETTI G. Airflow Racing	Tatuus 1'36.775	16
11	AKHMEDKHODJAEV I Van Amersfoort Racing	Tatuus 1'35.908	87	LUND F. AKM Motorsport	Tatuus 1'35.916	15
18	FRASSINETI A. BVM Racing	Tatuus 1'35.787	76	NARAC R. R-ace GP	Tatuus 1'35.838	14
93	QUINTARELLI M. R-ace GP	Tatuus 1'35.615	78	BLOKHINA V. PHM Racing	Tatuus 1'35.703	13
5	LARINI D. AKM Motorsport	Tatuus 1'35.519	26	KIM H. Jenzer Motorsport	Tatuus 1'35.529	12
45	BEETON J. Van Amersfoort Racing	Tatuus 1'35.488	57	BHIROMBHAKDI N. PHM Racing	Tatuus 1'35.519	11
10	KLUSS V. PHM Racing	Tatuus 1'35.315	12	PRADEL G. US Racing	Tatuus 1'35.384	10
27	ISCHER E. Jenzer Motorsport	Tatuus 1'35.180	66	LIU R. US Racing	Tatuus 1'35.278	9
9	SPINA A. BVM Racing	Tatuus 1'35.062	29	ELKIN A. Jenzer Motorsport	Tatuus 1'35.132	8
48	EGOZI J. PHM Racing	Tatuus 1'34.945	7	FERREIRA M. Van Amersfoort Racing	Tatuus 1'35.049	7
31	BOHRA A. US Racing	Tatuus 1'34.836	17	DOMINGUES I. Van Amersfoort Racing	Tatuus 1'34.913	6
14	AL DHAHERI R. Prema Racing	Tatuus 1'34.722	47	LACORTE N. Prema Racing	Tatuus 1'34.760	5
8	TAPONEN T. Prema Racing	Tatuus 1'34.656	37	SZTUKA K. US Racing	Tatuus 1'34.664	4
15	BADOER B. Van Amersfoort Racing	Tatuus 1'34.606	13	WHARTON J. Prema Racing	Tatuus 1'34.619	3
3	UGOCHUKWU U. Prema Racing	Tatuus 1'34.519	20	DAVID Z. US Racing	Tatuus 1'34.585	2
			23	LINDBLAD A. Prema Racing	Tatuus 1'34.417	1

